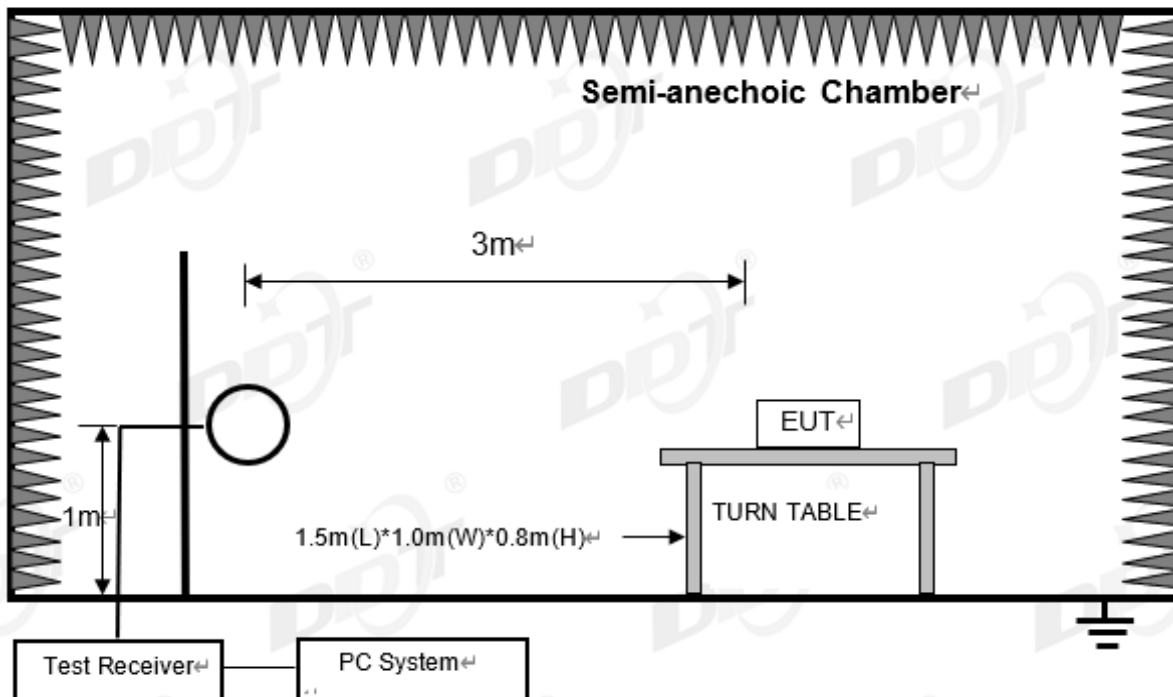


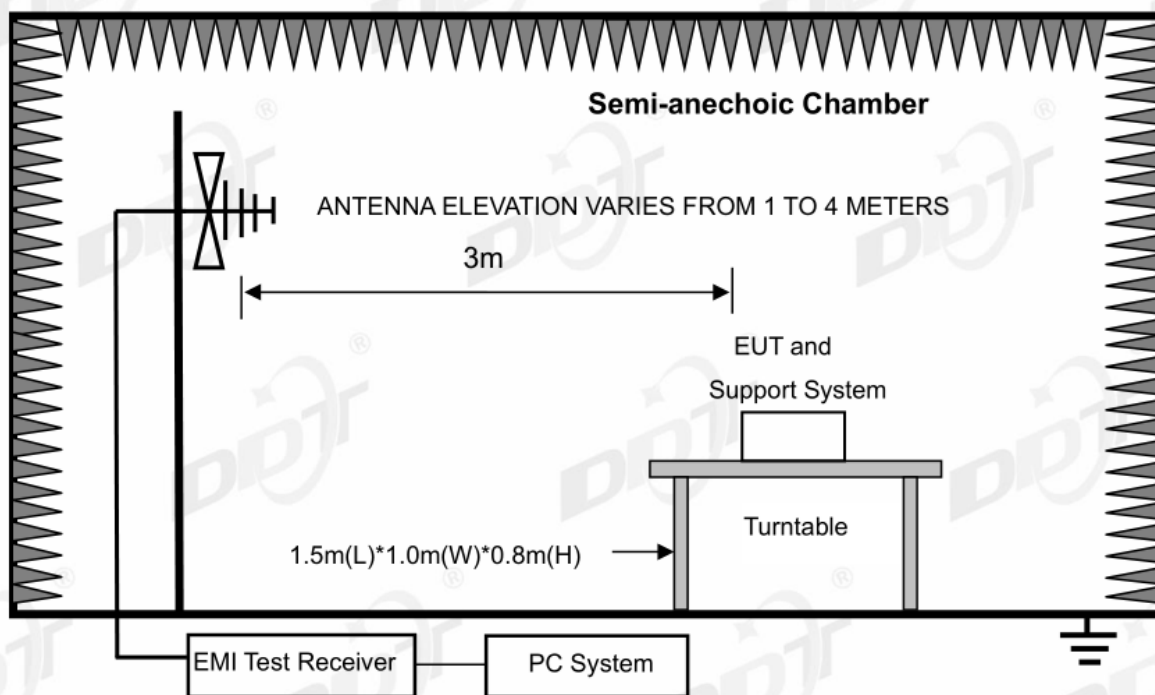
## 10. Radiated Emission

### 10.1. Block diagram of test setup

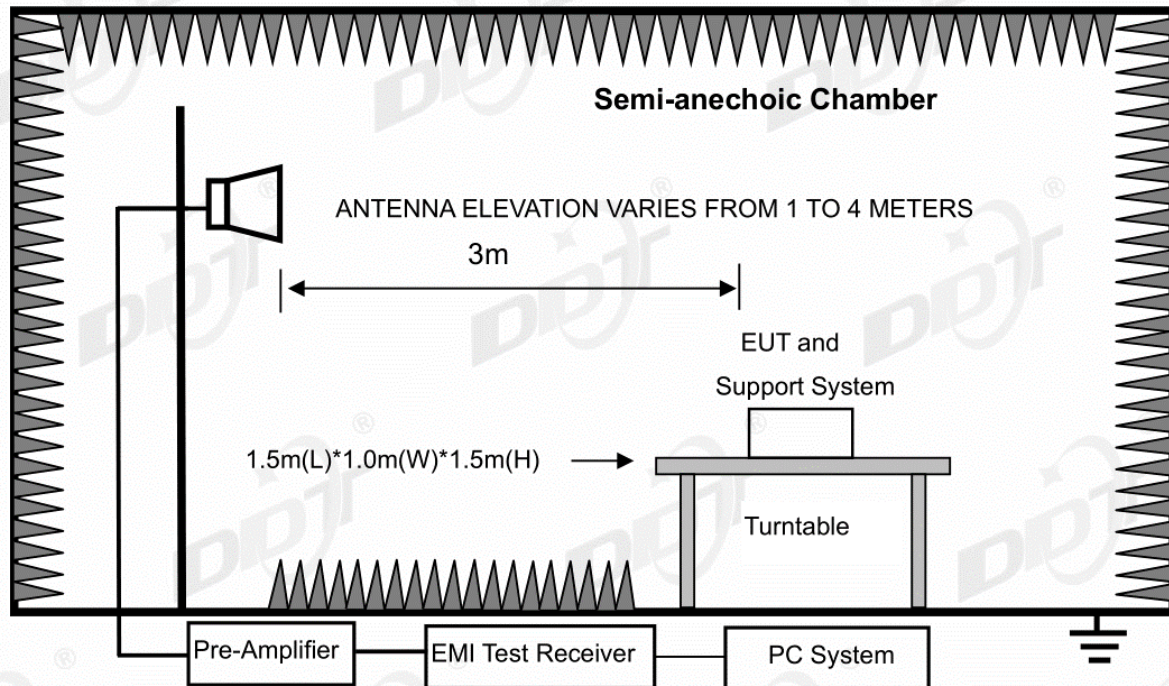
In 3 m Anechoic Chamber, test setup diagram for 9 kHz - 30 MHz:



In 3 m Anechoic Chamber, test setup diagram for 30 MHz - 1 GHz:



In 3 m Anechoic Chamber, test setup diagram for frequency above 1 GHz:



Note: For harmonic emissions test an appropriate high pass filter was inserted in the input port of AMP.

## 10.2. Limit

(1) FCC 15.205 Restricted frequency band

MHz	MHz	MHz	GHz
0.090-0.110	16.42-16.423	399.9-410	4.5-5.15
<sup>1</sup> 0.495-0.505	16.69475-16.69525	608-614	5.35-5.46
2.1735-2.1905	16.80425-16.80475	960-1240	7.25-7.75
4.125-4.128	25.5-25.67	1300-1427	8.025-8.5
4.1772&4.17775	37.5-38.25	1435-1626.5	9.0-9.2
4.2072&4.20775	73-74.6	1645.5-1646.5	9.3-9.5
6.215-6.218	74.8-75.2	1660-1710	10.6-12.7
6.26775-6.26825	108-121.94	1718.8-1722.2	13.25-13.4
6.31175-6.31225	123-138	2200-2300	14.47-14.5
8.291-8.294	149.9-150.05	2310-2390	15.35-16.2
8.362-8.366	156.52475-156.52525	2483.5-2500	17.7-21.4
8.37625-8.38675	156.7-156.9	2690-2900	22.01-23.12
8.41425-8.41475	162.0125-167.17	3260-3267	23.6-24.0
12.29-12.293	167.72-173.2	3332-3339	31.2-31.8
12.51975-12.52025	240-285	3345.8-3358	36.43-36.5
12.57675-12.57725	322-335.4	3600-4400	( <sup>2</sup> )
13.36-13.41			

<sup>1</sup>Until February 1, 1999, this restricted band shall be 0.490-0.510 MHz.

<sup>2</sup>Above 38.6

## (2) FCC 15.209 Limit

FREQUENCY MHz	DISTANCE Meters	FIELD STRENGTHS LIMIT	
		$\mu\text{V}/\text{m}$	$\text{dB}(\mu\text{V})/\text{m}$
0.009 ~ 0.490	300	2400/F(kHz)	67.6-20log(F)
0.490 ~ 1.705	30	24000/F(kHz)	87.6-20log(F)
1.705 ~ 30.0	30	30	29.54
30 ~ 88	3	100	40.0
88 ~ 216	3	150	43.5
216 ~ 960	3	200	46.0
960 ~ 1000	3	500	54.0
Above 1000	3	74.0 dB( $\mu\text{V}$ )/m (Peak) 54.0 dB( $\mu\text{V}$ )/m (Average)	

Note: (1) The emission limits shown in the above table are based on measurements employing a CISPR QP detector except for the frequency bands 9 - 90 kHz, 110 - 490 kHz and above 1000 MHz, radiated emissions limits in these three bands are based on measurements employing an average detector.

(2) At frequencies below 30 MHz, measurement may be performed at a distance closer than that specified, and the limit at closer measurement distance can be extrapolated by below formula:

$$\text{Limit}_{3\text{m}}(\text{dB}\mu\text{V}/\text{m}) = \text{Limit}_{30\text{m}}(\text{dB}\mu\text{V}/\text{m}) + 40\text{Log}(30\text{m}/3\text{m})$$

## (3) Limit for this EUT

The emissions appearing within 15.205 restricted frequency bands shall not exceed the limits shown in 15.209, and the emissions appearing within RSS-Gen section 8.10 Restricted frequency bands shall not exceed the limits shown in RSS-Gen section 8.9, all the other emissions shall be at least 20 dB below the fundamental emissions or comply with 15.209 limits and RSS-Gen section 8.9 limits.

**10.3. Test Procedure**

- (1) EUT was placed on a non-metallic table, 80 cm above the ground plane inside a semi-anechoic chamber for below 1G and 150 cm above the ground plane inside a fully-anechoic chamber for above 1G.
- (2) Test antenna was located 3 m from the EUT on an adjustable mast, and the antenna used as below table.

Test frequency range	Test antenna used	Test antenna distance
9 kHz - 30 MHz	Active Loop antenna	3 m
30 MHz - 1 GHz	Trilog Broadband Antenna	3 m
1 GHz - 18 GHz	Double Ridged Horn Antenna (1 GHz - 18 GHz)	3 m
18 GHz - 40 GHz	Horn Antenna (18 GHz - 40 GHz)	1 m

According ANSI C63.10:2013 clause 6.4.4.2 and 6.5.3, for measurements below 30 MHz, the loop antenna was positioned with its plane vertical from the EUT and rotated about its vertical

axis for maximum response at each azimuth position around the EUT. And the loop antenna also is positioned with its plane horizontal at the specified distance from the EUT. The center of the loop is 1 m above the ground. For measurement above 30 MHz, the trilob Broadband Antenna or Horn Antenna was located 3 m from EUT, Measurements were made with the antenna positioned in both the horizontal and vertical planes of Polarization, and the measurement antenna was varied from 1 m to 4 m. in height above the reference ground plane to obtain the maximum signal strength.

(3) Below pre-scan procedure was first performed in order to find prominent frequency spectrum radiated emissions from 9 kHz to 25 GHz:

(a) Scanning the peak frequency spectrum with the antenna specified in step (3), and the EUT was rotated 360 degree, the antenna height was varied from 1 m to 4 m (Except loop antenna, it's fixed 1 m above ground.)

(b) Change work frequency or channel of device if practicable.

(c) Change modulation type of device if practicable.

(d) Change power supply range from 85% to 115% of the rated supply voltage

(e) Rotated EUT though three orthogonal axes to determine the attitude of EUT arrangement produces highest emissions.

Spectrum frequency from 9 kHz to 25 GHz (tenth harmonic of fundamental frequency) was investigated, and no any obvious emission were detected from 18 GHz to 25 GHz, so below final test was performed with frequency range from 9 kHz to 18 GHz.

(4) For final emissions measurements at each frequency of interest, the EUT was rotated and the antenna height was varied between 1 m and 4 m in order to maximize the emission. Measurements in both horizontal and vertical polarities were made and the data was recorded. In order to find the maximum emission, the relative positions of equipment and all of the interface cables were changed according to ANSI C63.10:2013 on Radiated Emission test.

(5) The emissions from 9 kHz to 1 GHz were measured based on CISPR QP detector except for the frequency bands 9 - 90 kHz, 110 - 490 kHz, for emissions from 9 kHz - 90 kHz, 110 kHz - 490 kHz and above 1 GHz were measured based on average detector, for emissions above 1 GHz, peak emissions also be measured and need comply with Peak limit.

(6) The emissions from 9 kHz to 1 GHz, QP or average values were measured with EMI receiver with below RBW.

Frequency band	RBW
9 kHz - 150 kHz	200 Hz
150 kHz - 30 MHz	9 kHz
30 MHz - 1 GHz	120 kHz

(7) For emissions above 1GHz, both Peak and Average level were measured with Spectrum Analyzer, and the RBW is set at 1 MHz, VBW is set at 3 MHz for Peak measure; According ANSI C63.10:2013 clause 4.1.4.2.2 procedure for average measure.

(8) X axis, Y axis, Z axis are tested, and worse setup X axis is reported.

#### 10.4. Test result

Pass. (See below detailed test result)

All the emissions except fundamental emission from 9 kHz to 25 GHz were comply with 15.209 limits.

Note1: According exploratory test, the emission levels are 20 dB below the limit detected from 9 kHz to 30 MHz and 18 GHz to 25 GHz, so the final test was performed with frequency range from 30 MHz to 18 GHz and recorded in below.

Note2: 30 MHz ~ 25 GHz: (Scan with GFSK,  $\pi/4$ -DQPSK and 8DPSK, the worst case is GFSK Mode)

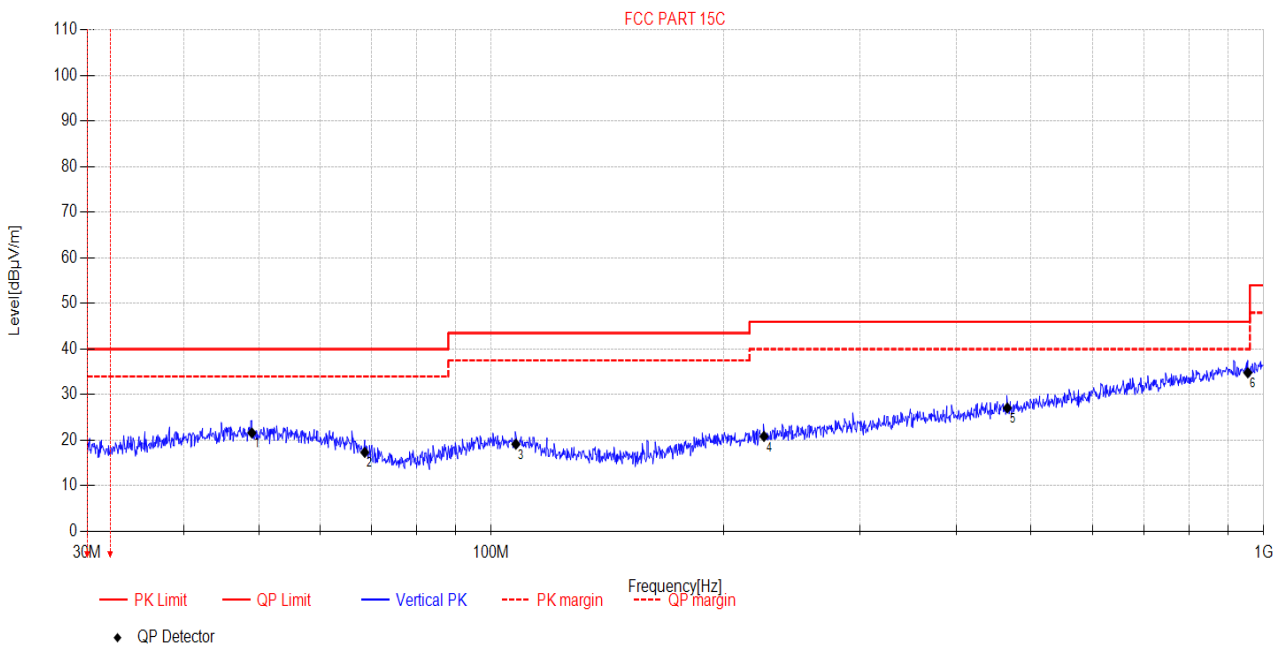
Note3: For emissions below 1 GHz, according exploratory explorer test, when change Tx Mode and channel, have no distinct influence on emissions level, so for emissions below 1 GHz, the final test was only performed with EUT working in GFSK, Tx 2402 MHz mode.

Note4: For emissions above 1 GHz. If peak results comply with AV limit, AV Result is deemed to comply with AV limit.

Radiated Emission test (below 1 GHz)

TR-4-E-009 Radiated Emission Test Result

**Test Date:** 2022-09-13      **Tested By:** James Gan  
**EUT:** Wireless Headset      **Model Number:** Play Gaming Wireless Headset  
**Test Mode:** Tx Mode      **Power Supply:** Battery  
**Condition:** Temp:23.8°C;Humi:54.6%;Press:101.2kPa      **Test Site:** DDT 3# Chamber  
**File Path:** d:\ts\2022 report data\Q22070621-2E Play Gaming Wireless Headset\IC BELOW 1G\20220926-103921\_V  
**Memo:** BT



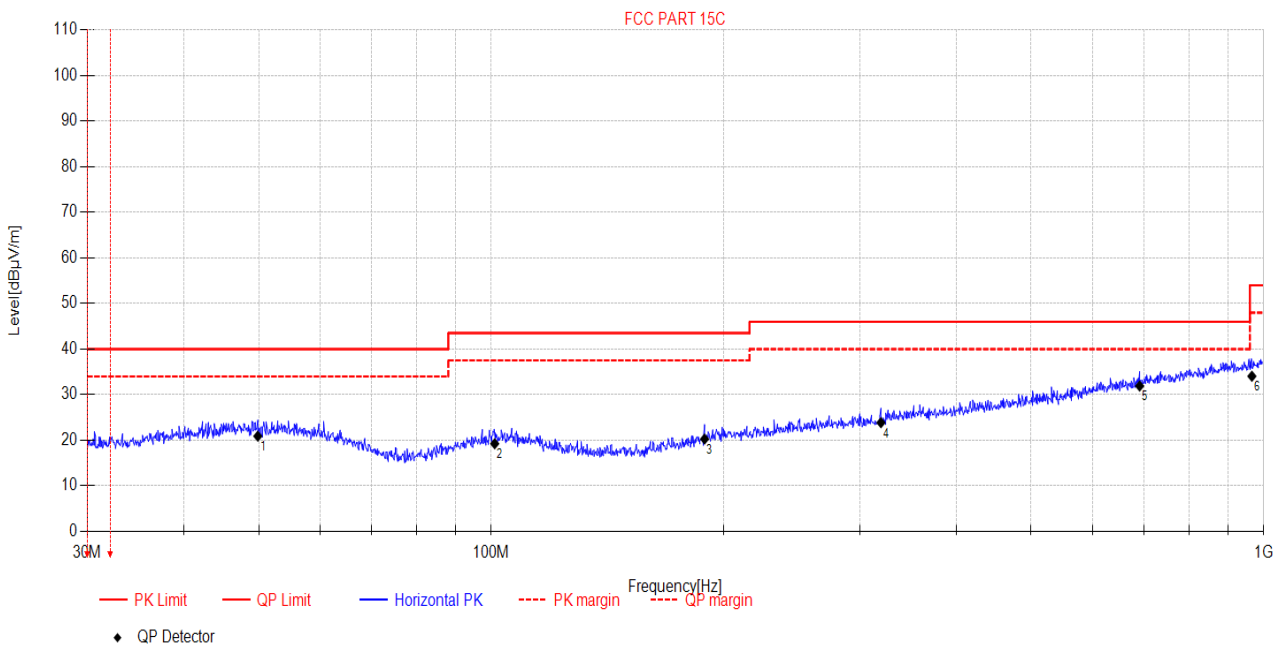
Final Data List								
NO.	Freq. [MHz]	Reading [dBµV/m]	Factor [dB]	Result [dBµV/m]	Limit [dBµV/m]	Margin [dB]	Detector	Polarity
1	49.00	4.75	16.86	21.61	40.00	18.39	QP	Vertical
2	68.60	4.48	12.85	17.33	40.00	22.67	QP	Vertical
3	107.63	4.39	14.76	19.15	43.50	24.35	QP	Vertical
4	225.48	4.88	15.97	20.85	46.00	25.15	QP	Vertical
5	465.78	5.4	21.69	27.09	46.00	18.91	QP	Vertical
6	953.79	5.52	29.29	34.81	46.00	11.19	QP	Vertical

Note: 1. Result Level = Read Level + Factor  
 2. If Peak Result complies with QP limit, QP Result is deemed to comply with QP limit.  
 3. Test setup: RBW: 120 kHz, VBW: 300 kHz, Sweep time: auto.



# TR-4-E-009 Radiated Emission Test Result

**Test Date:** 2022-09-13      **Tested By:** James Gan  
**EUT:** Wireless Headset      **Model Number:** Play Gaming Wireless Headset  
**Test Mode:** Tx Mode      **Power Supply:** Battery  
**Condition:** Temp:23.8°C;Humi:54.6%;Press:101.2kPa      **Test Site:** DDT 3# Chamber  
**File Path:** d:\ts\2022 report data\Q22070621-2E Play Gaming Wireless Headset\IC BELOW 1G\20220926-104040\_H  
**Memo:** BT



Final Data List								
NO.	Freq. [MHz]	Reading [dBµV/m]	Factor [dB]	Result [dBµV/m]	Limit [dBµV/m]	Margin [dB]	Detector	Polarity
1	49.87	4.12	16.78	20.90	40.00	19.10	QP	Horizontal
2	101.05	4.26	14.98	19.24	43.50	24.26	QP	Horizontal
3	188.90	5.78	14.49	20.27	43.50	23.23	QP	Horizontal
4	319.56	5.19	18.67	23.86	46.00	22.14	QP	Horizontal
5	690.90	6.02	25.89	31.91	46.00	14.09	QP	Horizontal
6	965.56	4.6	29.45	34.05	54.00	19.95	QP	Horizontal

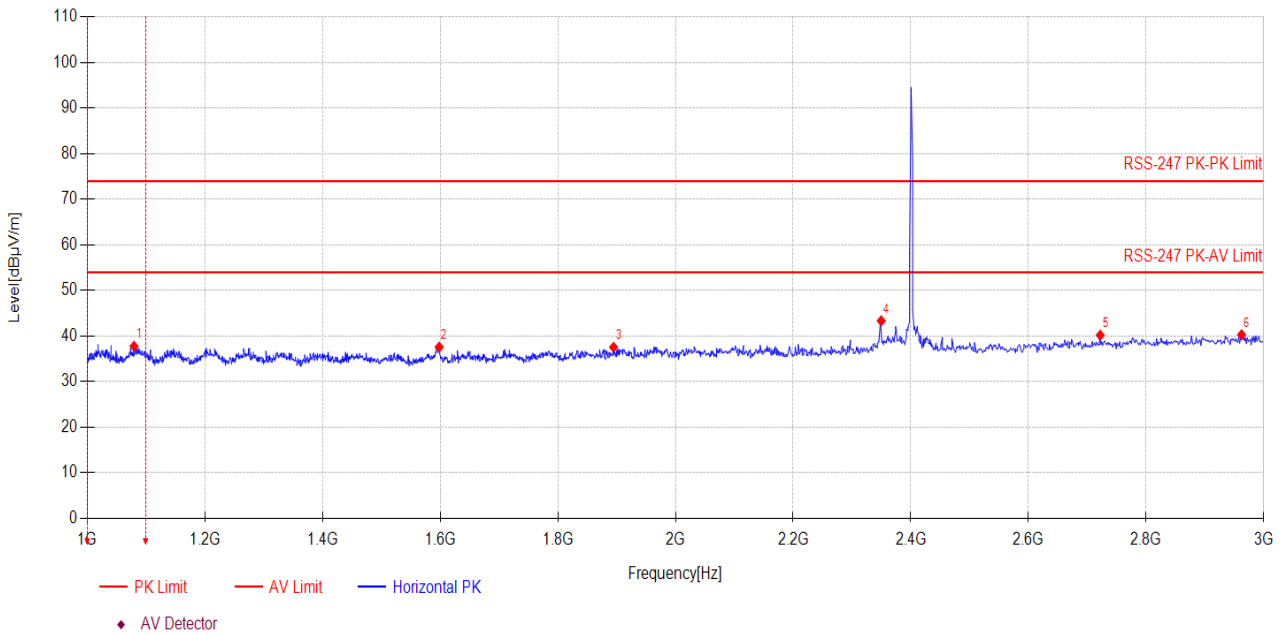
Note: 1. Result Level = Read Level + Factor  
 2. If Peak Result complies with QP limit, QP Result is deemed to comply with QP limit.  
 3. Test setup: RBW: 120 kHz, VBW: 300 kHz, Sweep time: auto.

**Radiated Emission test (above 1 GHz)**

**TR-4-E-009 Radiated Emission Test Result**

**Test Date:** 2022-09-13      **Tested By:** James Gan  
**EUT:** Wireless Headset      **Model Number:** Play Gaming Wireless Headset  
**Test Mode:** TX Mode      **Power Supply:** Battery  
**Condition:** Temp:23.8°C;Humi:54.6%;Press:101.2kPa      **Test Site:** DDT 3# Chamber  
**File Path:** d:\ts\2022 report data\Q22070621-2E Play Gaming Wireless Headset\IC ABOVE 1G\1  
**Memo:** DH5 2402

**Test Graph**



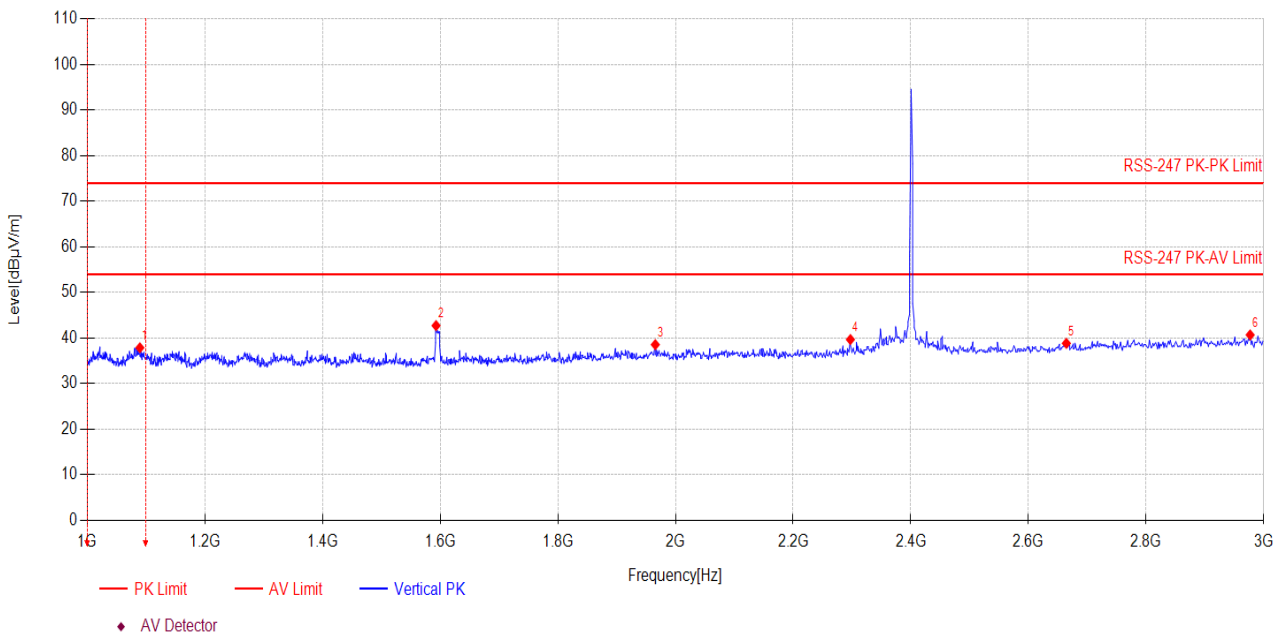
Suspected Data List								
NO.	Freq. [MHz]	Reading [dBµV]	Factor [dB]	Level [dBµV/m]	Limit [dBµV/m]	Margin [dB]	Detector	Polarity
1	1079.30	48.65	-10.88	37.77	74.00	36.23	PK	Horizontal
2	1598.19	48.70	-11.11	37.59	74.00	36.41	PK	Horizontal
3	1894.72	48.16	-10.60	37.56	74.00	36.44	PK	Horizontal
4	2349.71	53.19	-9.83	43.36	74.00	30.64	PK	Horizontal
5	2722.18	48.97	-8.76	40.21	74.00	33.79	PK	Horizontal
6	2962.36	48.18	-7.88	40.30	74.00	33.70	PK	Horizontal

Note: 1. Level = Reading + Factor.  
 2. If Peak Result complies with AV limit, AV Result is deemed to comply with AV limit.  
 3. Test setup: RBW: 1 MHz, VBW: 3 MHz, Sweep time: auto.

# TR-4-E-009 Radiated Emission Test Result

**Test Date:** 2022-09-13      **Tested By:** James Gan  
**EUT:** Wireless Headset      **Model Number:** Play Gaming Wireless Headset  
**Test Mode:** TX Mode      **Power Supply:** Battery  
**Condition:** Temp:23.8°C;Humi:54.6%;Press:101.2kPa      **Test Site:** DDT 3# Chamber  
**File Path:** d:\ts\2022 report data\Q22070621-2E Play Gaming Wireless Headset\IC ABOVE 1G\2  
**Memo:** DH5 2402

## Test Graph



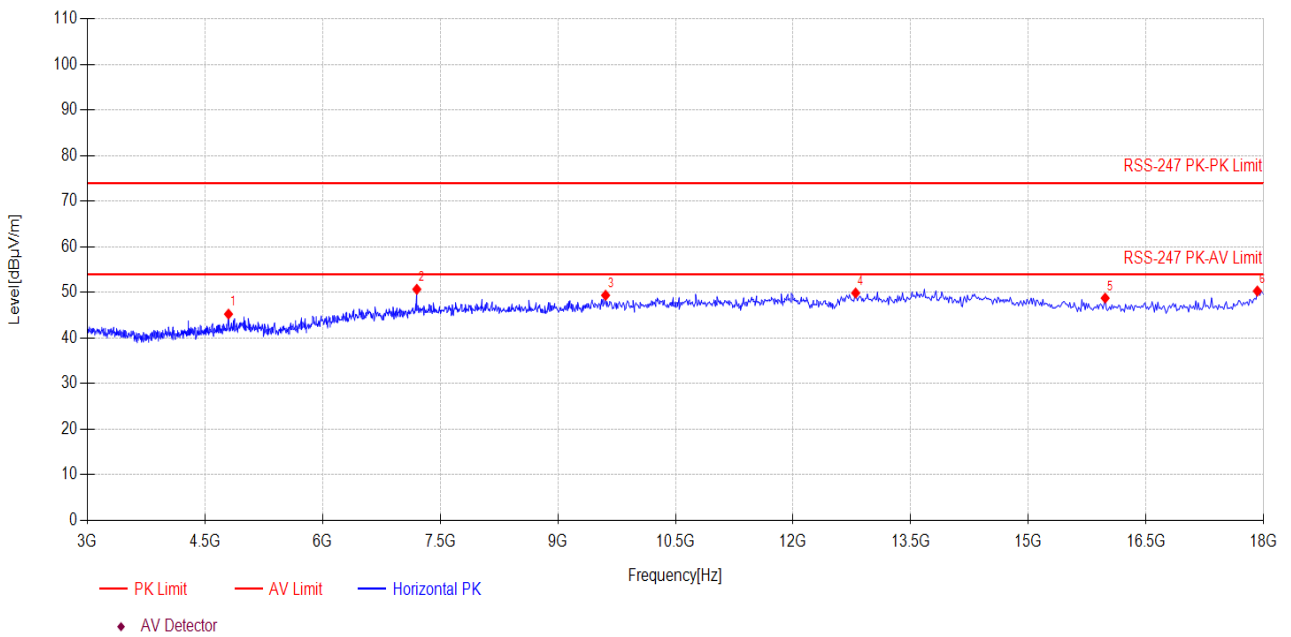
Suspected Data List								
NO.	Freq. [MHz]	Reading [dBµV]	Factor [dB]	Level [dBµV/m]	Limit [dBµV/m]	Margin [dB]	Detector	Polarity
1	1089.42	48.78	-10.89	37.89	74.00	36.11	PK	Vertical
2	1592.94	53.86	-11.12	42.74	74.00	31.26	PK	Vertical
3	1965.72	49.04	-10.48	38.56	74.00	35.44	PK	Vertical
4	2297.41	49.61	-9.92	39.69	74.00	34.31	PK	Vertical
5	2664.51	47.82	-8.97	38.85	74.00	35.15	PK	Vertical
6	2977.03	48.53	-7.83	40.70	74.00	33.30	PK	Vertical

Note: 1. Level = Reading + Factor.  
 2. If Peak Result complies with AV limit, AV Result is deemed to comply with AV limit.  
 3. Test setup: RBW: 1 MHz, VBW: 3 MHz, Sweep time: auto.

# TR-4-E-009 Radiated Emission Test Result

**Test Date:** 2022-09-13      **Tested By:** James Gan  
**EUT:** Wireless Headset      **Model Number:** Play Gaming Wireless Headset  
**Test Mode:** TX Mode      **Power Supply:** Battery  
**Condition:** Temp:23.8°C;Humi:54.6%;Press:101.2kPa      **Test Site:** DDT 3# Chamber  
**File Path:** d:\ts\2022 report data\Q22070621-2E Play Gaming Wireless Headset\IC ABOVE 1G\4  
**Memo:** DH5 2402

## Test Graph



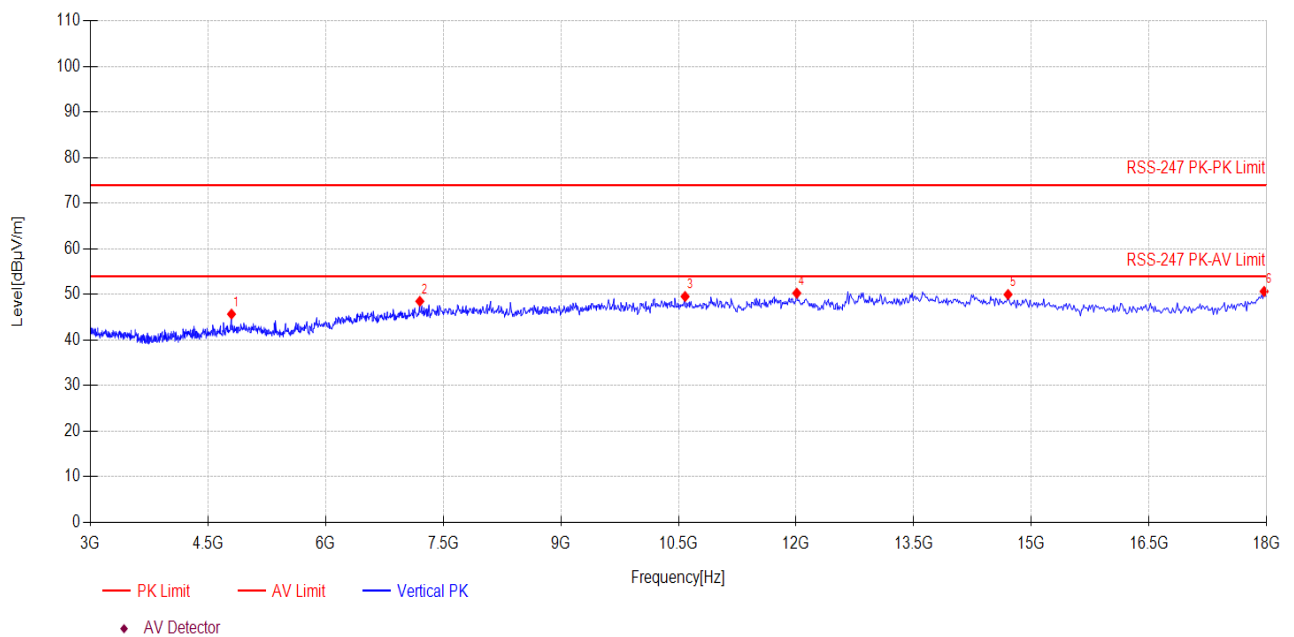
Suspected Data List								
NO.	Freq. [MHz]	Reading [dBµV]	Factor [dB]	Level [dBµV/m]	Limit [dBµV/m]	Margin [dB]	Detector	Polarity
1	4804	48.54	-3.27	45.27	74.00	28.73	PK	Horizontal
2	7206	48.93	1.77	50.70	74.00	23.30	PK	Horizontal
3	9608.75	45.09	4.30	49.39	74.00	24.61	PK	Horizontal
4	12797.02	43.91	5.99	49.90	74.00	24.10	PK	Horizontal
5	15979.06	43.02	5.76	48.78	74.00	25.22	PK	Horizontal
6	17919.59	40.26	10.06	50.32	74.00	23.68	PK	Horizontal

Note: 1. Level = Reading + Factor.  
 2. If Peak Result complies with AV limit, AV Result is deemed to comply with AV limit.  
 3. Test setup: RBW: 1 MHz, VBW: 3 MHz, Sweep time: auto.

## TR-4-E-009 Radiated Emission Test Result

**Test Date:** 2022-09-13      **Tested By:** James Gan  
**EUT:** Wireless Headset      **Model Number:** Play Gaming Wireless Headset  
**Test Mode:** TX Mode      **Power Supply:** Battery  
**Condition:** Temp:23.8°C;Humi:54.6%;Press:101.2kPa      **Test Site:** DDT 3# Chamber  
**File Path:** d:\ts\2022 report data\Q22070621-2E Play Gaming Wireless Headset\IC ABOVE 1G\3  
**Memo:** DH5 2402

### Test Graph



Suspected Data List								
NO.	Freq. [MHz]	Reading [dBµV]	Factor [dB]	Level [dBµV/m]	Limit [dBµV/m]	Margin [dB]	Detector	Polarity
1	4804	48.97	-3.27	45.70	74.00	28.30	PK	Vertical
2	7206	46.75	1.77	48.52	74.00	25.48	PK	Vertical
3	10584.39	44.76	4.80	49.56	74.00	24.44	PK	Vertical
4	12008.76	44.75	5.54	50.29	74.00	23.71	PK	Vertical
5	14702.30	42.80	7.21	50.01	74.00	23.99	PK	Vertical
6	17967.79	40.32	10.35	50.67	74.00	23.33	PK	Vertical

Note: 1. Level = Reading + Factor.

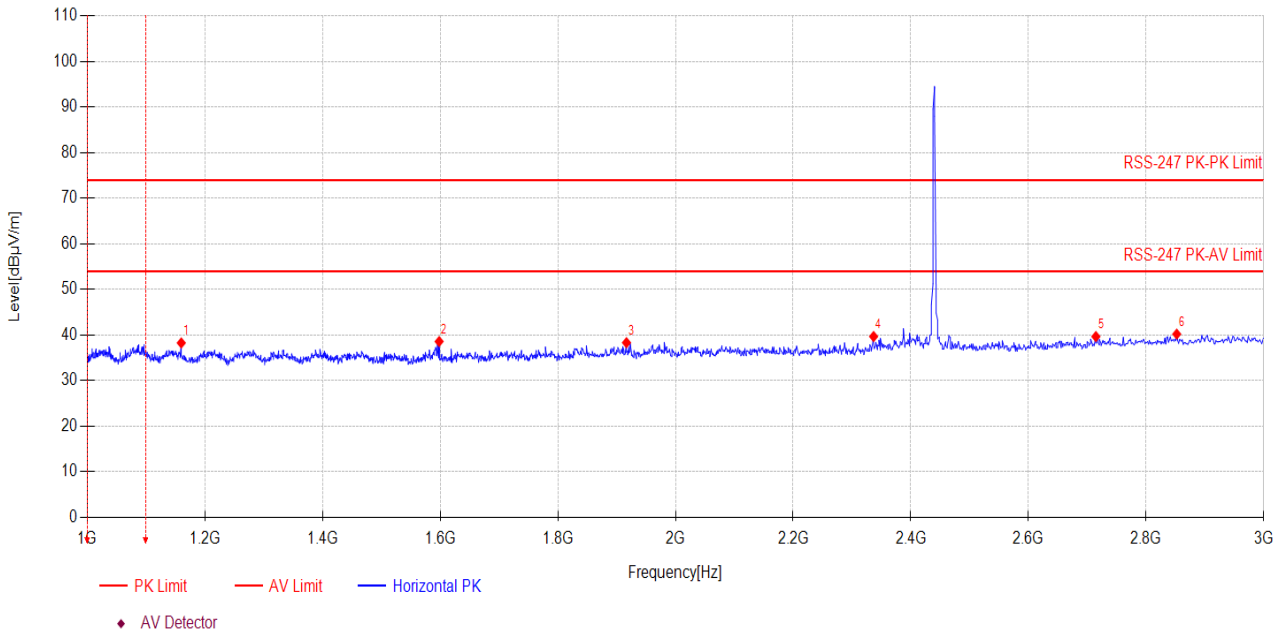
2. If Peak Result complies with AV limit, AV Result is deemed to comply with AV limit.

3. Test setup: RBW: 1 MHz, VBW: 3 MHz, Sweep time: auto.

# TR-4-E-009 Radiated Emission Test Result

**Test Date:** 2022-09-13      **Tested By:** James Gan  
**EUT:** Wireless Headset      **Model Number:** Play Gaming Wireless Headset  
**Test Mode:** TX Mode      **Power Supply:** Battery  
**Condition:** Temp:23.8°C;Humi:54.6%;Press:101.2kPa      **Test Site:** DDT 3# Chamber  
**File Path:** d:\ts\2022 report data\Q22070621-2E Play Gaming Wireless Headset\IC ABOVE 1G\8  
**Memo:** DH5 2441

## Test Graph



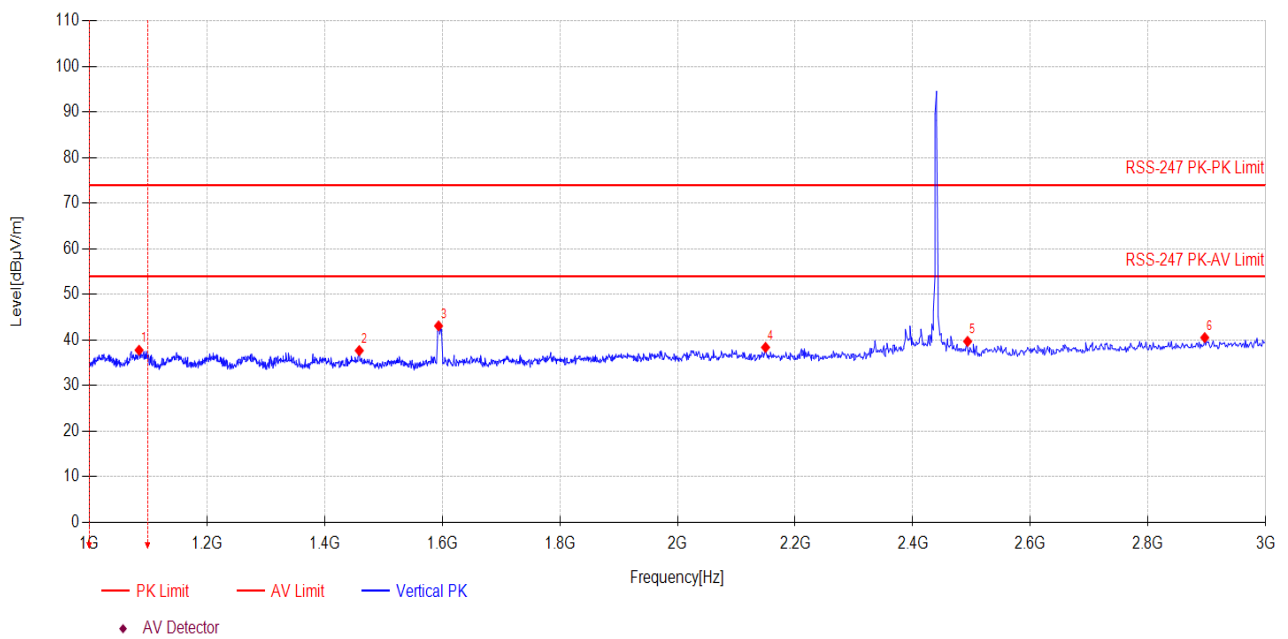
Suspected Data List								
NO.	Freq. [MHz]	Reading [dBµV]	Factor [dB]	Level [dBµV/m]	Limit [dBµV/m]	Margin [dB]	Detector	Polarity
1	1159.79	49.24	-10.95	38.29	74.00	35.71	PK	Horizontal
2	1598.19	49.71	-11.11	38.60	74.00	35.40	PK	Horizontal
3	1916.70	48.91	-10.57	38.34	74.00	35.66	PK	Horizontal
4	2336.85	49.54	-9.85	39.69	74.00	34.31	PK	Horizontal
5	2714.72	48.46	-8.78	39.68	74.00	34.32	PK	Horizontal
6	2852.23	48.51	-8.28	40.23	74.00	33.77	PK	Horizontal

Note: 1. Level = Reading + Factor.  
 2. If Peak Result complies with AV limit, AV Result is deemed to comply with AV limit.  
 3. Test setup: RBW: 1 MHz, VBW: 3 MHz, Sweep time: auto.

# TR-4-E-009 Radiated Emission Test Result

**Test Date:** 2022-09-13      **Tested By:** James Gan  
**EUT:** Wireless Headset      **Model Number:** Play Gaming Wireless Headset  
**Test Mode:** TX Mode      **Power Supply:** Battery  
**Condition:** Temp:23.8°C;Humi:54.6%;Press:101.2kPa      **Test Site:** DDT 3# Chamber  
**File Path:** d:\ts\2022 report data\Q22070621-2E Play Gaming Wireless Headset\IC ABOVE 1G\7  
**Memo:** DH5 2441

## Test Graph



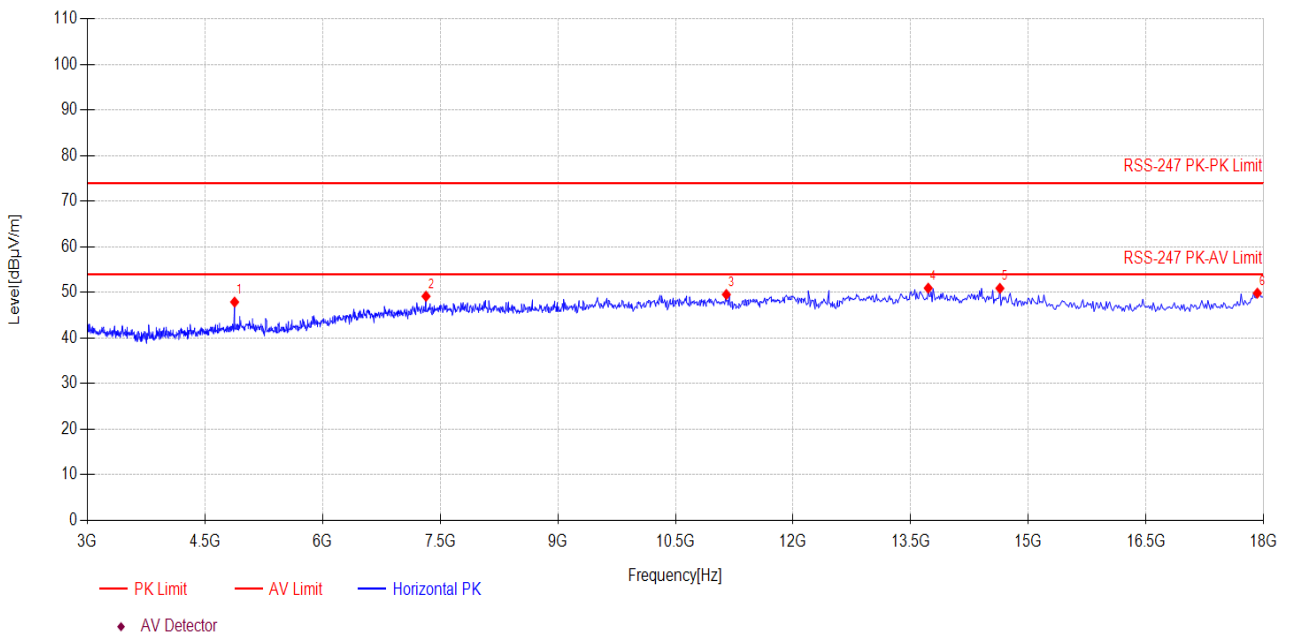
Suspected Data List								
NO.	Freq. [MHz]	Reading [dBµV]	Factor [dB]	Level [dBµV/m]	Limit [dBµV/m]	Margin [dB]	Detector	Polarity
1	1084.65	48.67	-10.88	37.79	74.00	36.21	PK	Vertical
2	1458.97	48.94	-11.24	37.70	74.00	36.30	PK	Vertical
3	1593.81	54.24	-11.12	43.12	74.00	30.88	PK	Vertical
4	2149.75	48.57	-10.17	38.40	74.00	35.60	PK	Vertical
5	2493.25	49.30	-9.58	39.72	74.00	34.28	PK	Vertical
6	2896.42	48.66	-8.12	40.54	74.00	33.46	PK	Vertical

Note: 1. Level = Reading + Factor.  
 2. If Peak Result complies with AV limit, AV Result is deemed to comply with AV limit.  
 3. Test setup: RBW: 1 MHz, VBW: 3 MHz, Sweep time: auto.

# TR-4-E-009 Radiated Emission Test Result

**Test Date:** 2022-09-13      **Tested By:** James Gan  
**EUT:** Wireless Headset      **Model Number:** Play Gaming Wireless Headset  
**Test Mode:** TX Mode      **Power Supply:** Battery  
**Condition:** Temp:23.8°C;Humi:54.6%;Press:101.2kPa      **Test Site:** DDT 3# Chamber  
**File Path:** d:\ts\2022 report data\Q22070621-2E Play Gaming Wireless Headset\IC ABOVE 1G\9  
**Memo:** DH5 2441

## Test Graph



Suspected Data List								
NO.	Freq. [MHz]	Reading [dBµV]	Factor [dB]	Level [dBµV/m]	Limit [dBµV/m]	Margin [dB]	Detector	Polarity
1	4882	50.89	-2.99	47.90	74.00	26.10	PK	Horizontal
2	7323	47.29	1.89	49.18	74.00	24.82	PK	Horizontal
3	11148.62	44.31	5.26	49.57	74.00	24.43	PK	Horizontal
4	13722.76	43.75	7.21	50.96	74.00	23.04	PK	Horizontal
5	14636.63	43.66	7.26	50.92	74.00	23.08	PK	Horizontal
6	17919.59	39.80	10.06	49.86	74.00	24.14	PK	Horizontal

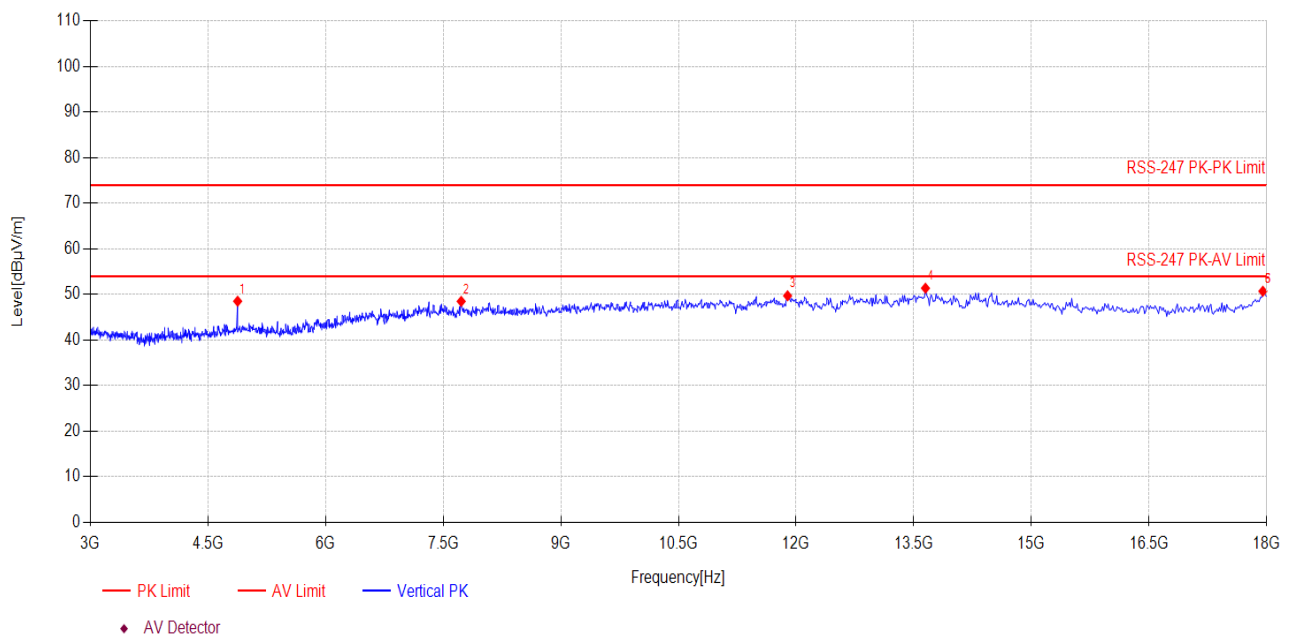
Note: 1. Level = Reading + Factor.  
 2. If Peak Result complies with AV limit, AV Result is deemed to comply with AV limit.  
 3. Test setup: RBW: 1 MHz, VBW: 3 MHz, Sweep time: auto.



## TR-4-E-009 Radiated Emission Test Result

**Test Date:** 2022-09-13      **Tested By:** James Gan  
**EUT:** Wireless Headset      **Model Number:** Play Gaming Wireless Headset  
**Test Mode:** TX Mode      **Power Supply:** Battery  
**Condition:** Temp:23.8°C;Humi:54.6%;Press:101.2kPa      **Test Site:** DDT 3# Chamber  
**File Path:** d:\ts\2022 report data\Q22070621-2E Play Gaming Wireless Headset\IC ABOVE 1G\10  
**Memo:** DH5 2441

### Test Graph



Suspected Data List								
NO.	Freq. [MHz]	Reading [dBµV]	Factor [dB]	Level [dBµV/m]	Limit [dBµV/m]	Margin [dB]	Detector	Polarity
1	4882	51.52	-2.99	48.53	74.00	25.47	PK	Vertical
2	7729.81	46.16	2.34	48.50	74.00	25.50	PK	Vertical
3	11891.06	44.25	5.48	49.73	74.00	24.27	PK	Vertical
4	13649.23	44.29	7.10	51.39	74.00	22.61	PK	Vertical
5	17951.71	40.46	10.26	50.72	74.00	23.28	PK	Vertical
6	17951.71	40.46	10.26	50.72	74.00	23.28	PK	Vertical

Note: 1. Level = Reading + Factor.

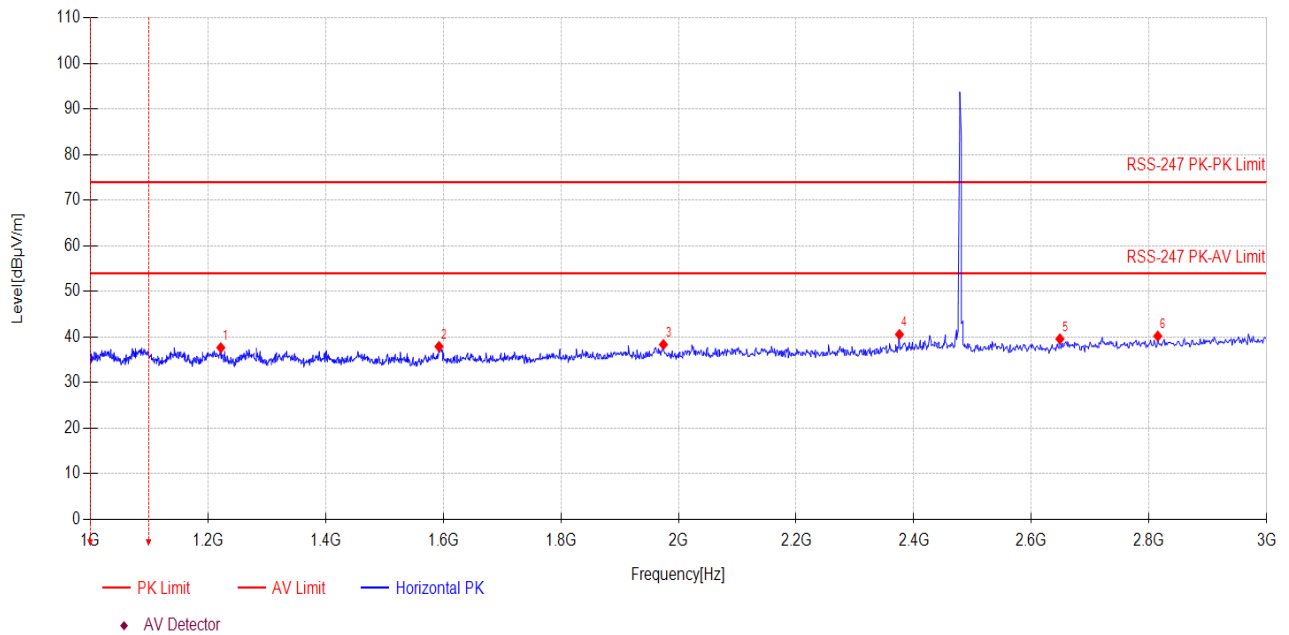
2. If Peak Result complies with AV limit, AV Result is deemed to comply with AV limit.

3. Test setup: RBW: 1 MHz, VBW: 3 MHz, Sweep time: auto.

# TR-4-E-009 Radiated Emission Test Result

**Test Date:** 2022-09-13 **Tested By:** James Gan  
**EUT:** Wireless Headset **Model Number:** Play Gaming Wireless Headset  
**Test Mode:** TX Mode **Power Supply:** Battery  
**Condition:** Temp:23.8°C;Humi:54.6%;Press:101.2kPa **Test Site:** DDT 3# Chamber  
**File Path:** d:\ts\2022 report data\Q22070621-2E Play Gaming Wireless Headset\IC ABOVE 1G\13  
**Memo:** DH5 2480

## Test Graph



### Suspected Data List

NO.	Freq. [MHz]	Reading [dBμV]	Factor [dB]	Level [dBμV/m]	Limit [dBμV/m]	Margin [dB]	Detector	Polarity
1	1221.89	48.68	-11.01	37.67	74.00	36.33	PK	Horizontal
2	1592.94	49.05	-11.12	37.93	74.00	36.07	PK	Horizontal
3	1974.37	48.84	-10.47	38.37	74.00	35.63	PK	Horizontal
4	2375.66	50.36	-9.78	40.58	74.00	33.42	PK	Horizontal
5	2648.47	48.63	-9.03	39.60	74.00	34.40	PK	Horizontal
6	2814.89	48.64	-8.42	40.22	74.00	33.78	PK	Horizontal

Note: 1. Level = Reading + Factor.

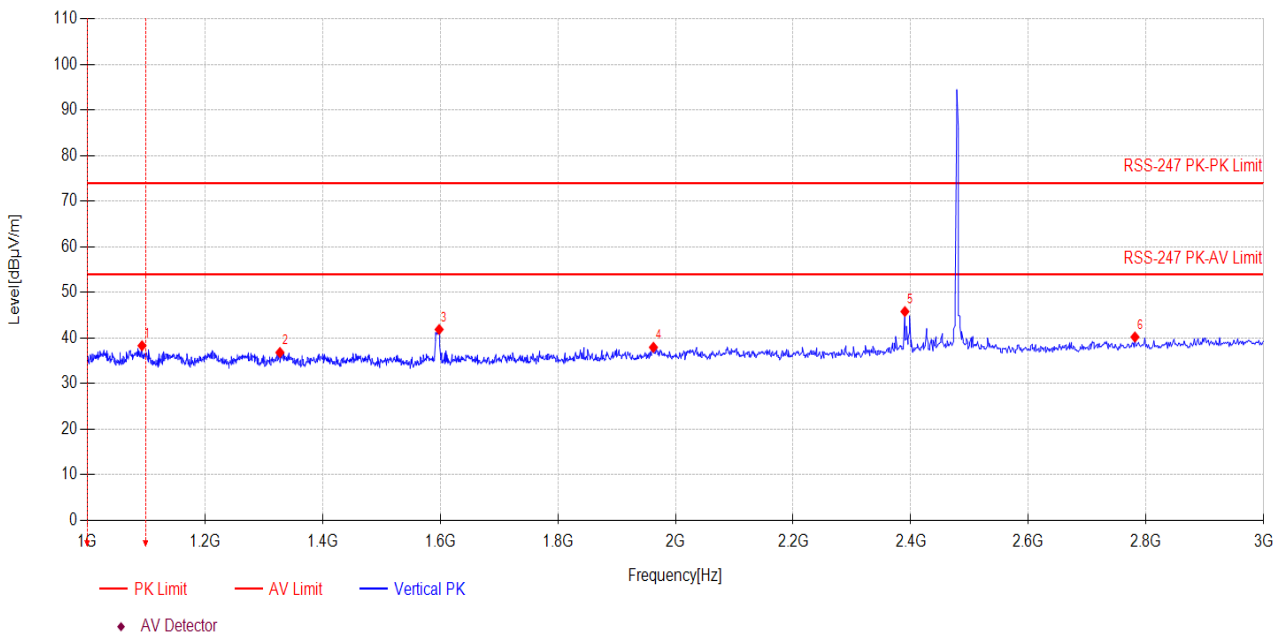
2. If Peak Result complies with AV limit, AV Result is deemed to comply with AV limit.

3. Test setup: RBW: 1 MHz, VBW: 3 MHz, Sweep time: auto.

# TR-4-E-009 Radiated Emission Test Result

**Test Date:** 2022-09-13      **Tested By:** James Gan  
**EUT:** Wireless Headset      **Model Number:** Play Gaming Wireless Headset  
**Test Mode:** TX Mode      **Power Supply:** Battery  
**Condition:** Temp:23.8°C;Humi:54.6%;Press:101.2kPa      **Test Site:** DDT 3# Chamber  
**File Path:** d:\ts\2022 report data\Q22070621-2E Play Gaming Wireless Headset\IC ABOVE 1G\14  
**Memo:** DH5 2480

## Test Graph



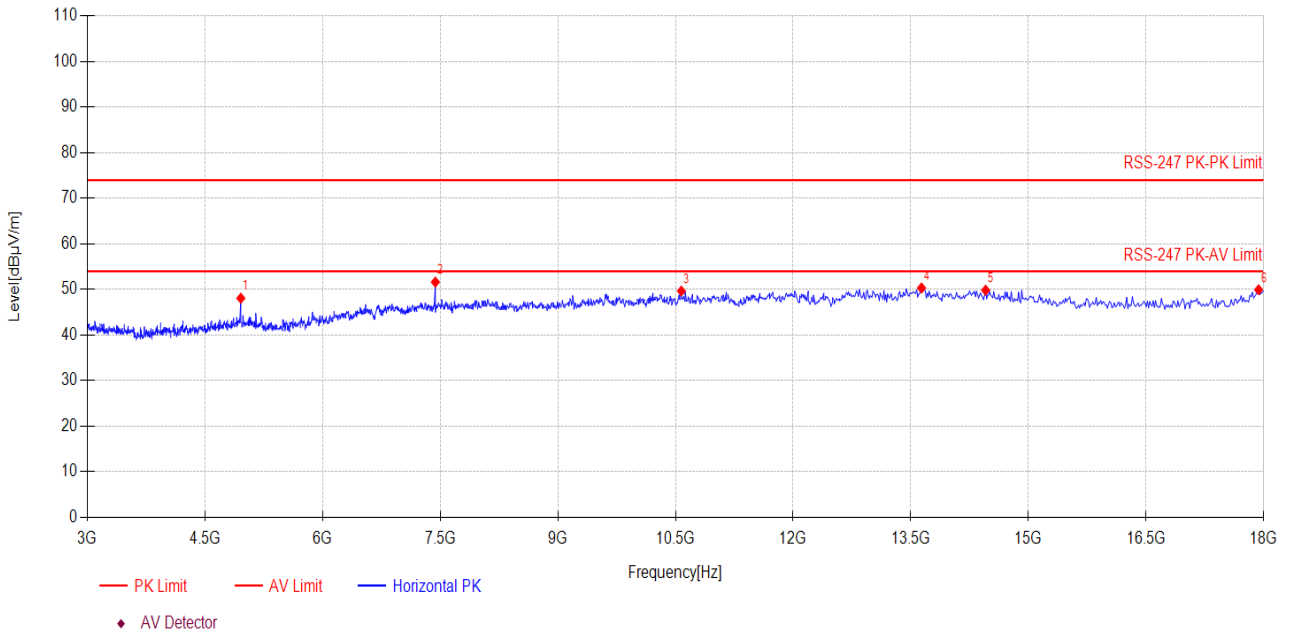
Suspected Data List								
NO.	Freq. [MHz]	Reading [dBµV]	Factor [dB]	Level [dBµV/m]	Limit [dBµV/m]	Margin [dB]	Detector	Polarity
1	1093.02	49.21	-10.89	38.32	74.00	35.68	PK	Vertical
2	1327.50	47.96	-11.12	36.84	74.00	37.16	PK	Vertical
3	1598.19	53.00	-11.11	41.89	74.00	32.11	PK	Vertical
4	1962.48	48.47	-10.49	37.98	74.00	36.02	PK	Vertical
5	2390.05	55.58	-9.76	45.82	74.00	28.18	PK	Vertical
6	2781.10	48.78	-8.54	40.24	74.00	33.76	PK	Vertical

Note: 1. Level = Reading + Factor.  
 2. If Peak Result complies with AV limit, AV Result is deemed to comply with AV limit.  
 3. Test setup: RBW: 1 MHz, VBW: 3 MHz, Sweep time: auto.

# TR-4-E-009 Radiated Emission Test Result

**Test Date:** 2022-09-13      **Tested By:** James Gan  
**EUT:** Wireless Headset      **Model Number:** Play Gaming Wireless Headset  
**Test Mode:** TX Mode      **Power Supply:** Battery  
**Condition:** Temp:23.8°C;Humi:54.6%;Press:101.2kPa      **Test Site:** DDT 3# Chamber  
**File Path:** d:\ts\2022 report data\Q22070621-2E Play Gaming Wireless Headset\IC ABOVE 1G\12  
**Memo:** DH5 2480

## Test Graph



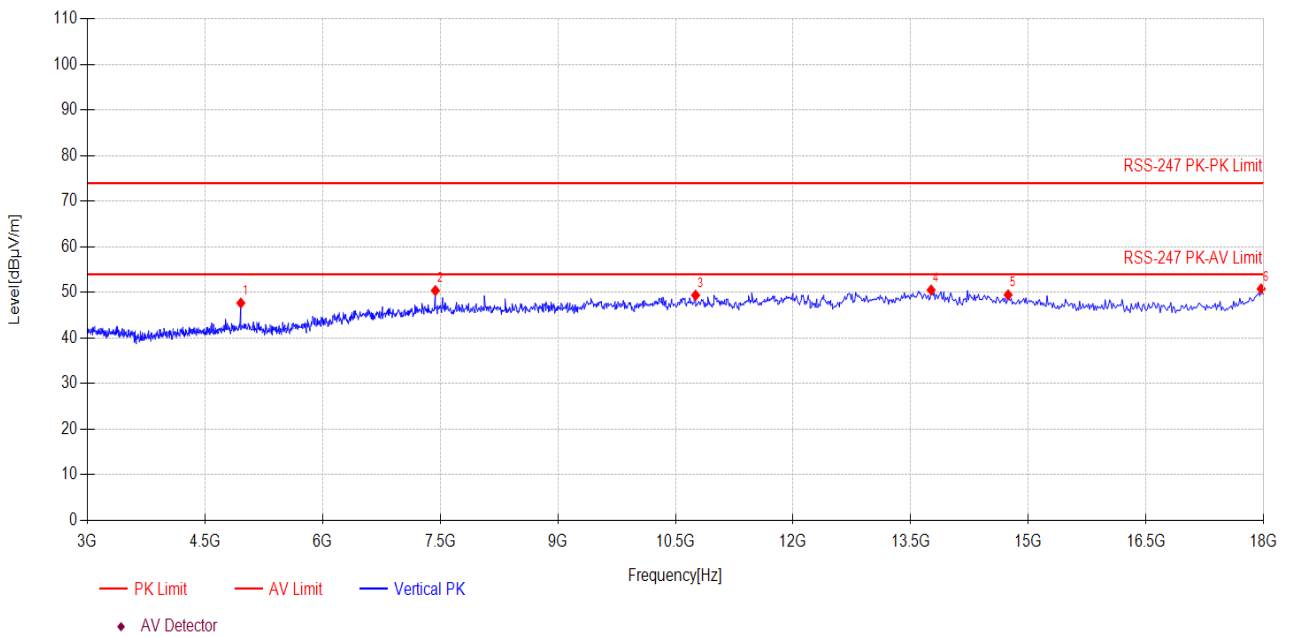
Suspected Data List								
NO.	Freq. [MHz]	Reading [dBµV]	Factor [dB]	Level [dBµV/m]	Limit [dBµV/m]	Margin [dB]	Detector	Polarity
1	4960	50.82	-2.73	48.09	74.00	25.91	PK	Horizontal
2	7440	49.63	2.00	51.63	74.00	22.37	PK	Horizontal
3	10574.92	44.90	4.78	49.68	74.00	24.32	PK	Horizontal
4	13637.02	43.25	7.08	50.33	74.00	23.67	PK	Horizontal
5	14454.29	42.46	7.39	49.85	74.00	24.15	PK	Horizontal
6	17935.64	39.80	10.15	49.95	74.00	24.05	PK	Horizontal

Note: 1. Level = Reading + Factor.  
 2. If Peak Result complies with AV limit, AV Result is deemed to comply with AV limit.  
 3. Test setup: RBW: 1 MHz, VBW: 3 MHz, Sweep time: auto.

# TR-4-E-009 Radiated Emission Test Result

**Test Date:** 2022-09-13      **Tested By:** James Gan  
**EUT:** Wireless Headset      **Model Number:** Play Gaming Wireless Headset  
**Test Mode:** TX Mode      **Power Supply:** Battery  
**Condition:** Temp:23.8°C;Humi:54.6%;Press:101.2kPa      **Test Site:** DDT 3# Chamber  
**File Path:** d:\ts\2022 report data\Q22070621-2E Play Gaming Wireless Headset\IC ABOVE 1G\11  
**Memo:** DH5 2480

## Test Graph



Suspected Data List								
NO.	Freq. [MHz]	Reading [dBµV]	Factor [dB]	Level [dBµV/m]	Limit [dBµV/m]	Margin [dB]	Detector	Polarity
1	4960	50.42	-2.73	47.69	74.00	26.31	PK	Vertical
2	7440	48.43	2.00	50.43	74.00	23.57	PK	Vertical
3	10756.37	44.41	5.00	49.41	74.00	24.59	PK	Vertical
4	13759.67	43.29	7.27	50.56	74.00	23.44	PK	Vertical
5	14741.85	42.30	7.19	49.49	74.00	24.51	PK	Vertical
6	17967.79	40.44	10.35	50.79	74.00	23.21	PK	Vertical

Note: 1. Level = Reading + Factor.  
 2. If Peak Result complies with AV limit, AV Result is deemed to comply with AV limit.  
 3. Test setup: RBW: 1 MHz, VBW: 3 MHz, Sweep time: auto.

## 11. RF Conducted Spurious Emissions

### 11.1. Block diagram of test setup

Same as section 4.1

### 11.2. Limits

In any 100 kHz bandwidth outside the frequency bands in which the spread spectrum intentional radiator is operating, the radio frequency power that is produced by the intentional radiator shall be at least 20 dB below that in the 100 kHz bandwidth within the band that contains the highest level of the desired power.

### 11.3. Test procedure

(1) Connect EUT's antenna output to spectrum analyzer by RF cable.

(2) Establish a reference level by using the following procedure:

Center frequency	Test frequency
RBW:	100 kHz
VBW:	300 kHz
Span	Wide enough to capture the peak level of the in-band emission
Detector Mode:	Peak
Sweep time:	auto
Trace mode	Max hold

(3) Allow the trace to stabilize, use the peak marker function to determine the maximum peak power level to establish the reference level.

(4) Set the spectrum analyzer as follows:

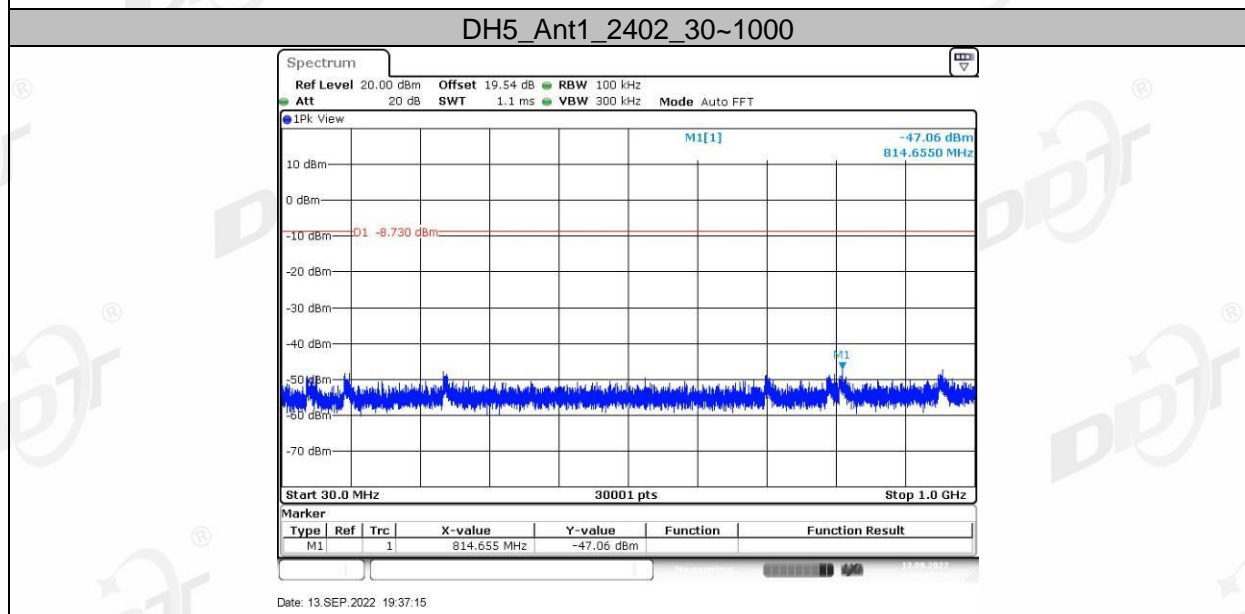
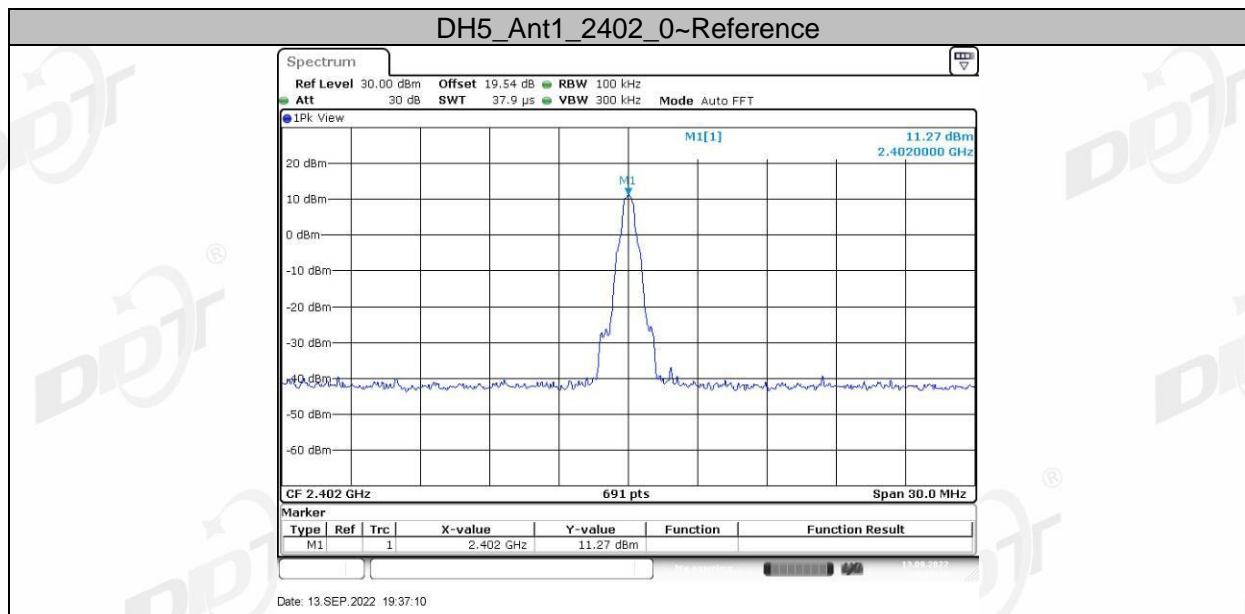
RBW:	100 kHz
VBW:	300 kHz
Span	Encompass frequency range to be measured
Number of measurement points	$\geq \text{span}/\text{RBW}$
Detector Mode:	Peak
Sweep time:	auto
Trace mode	Max hold

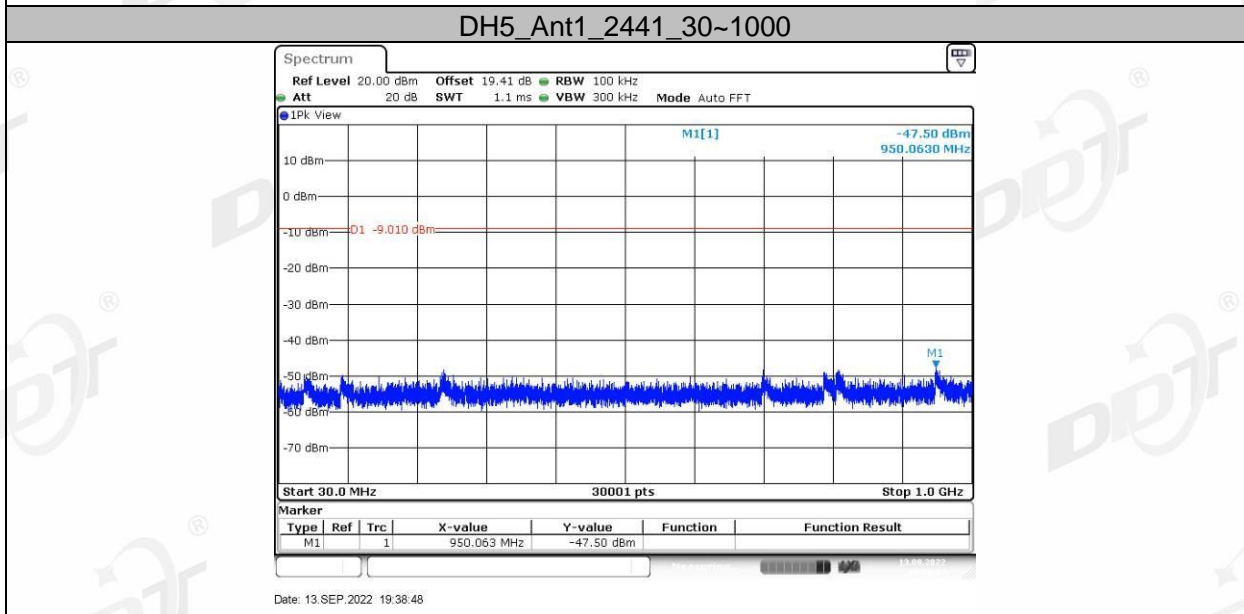
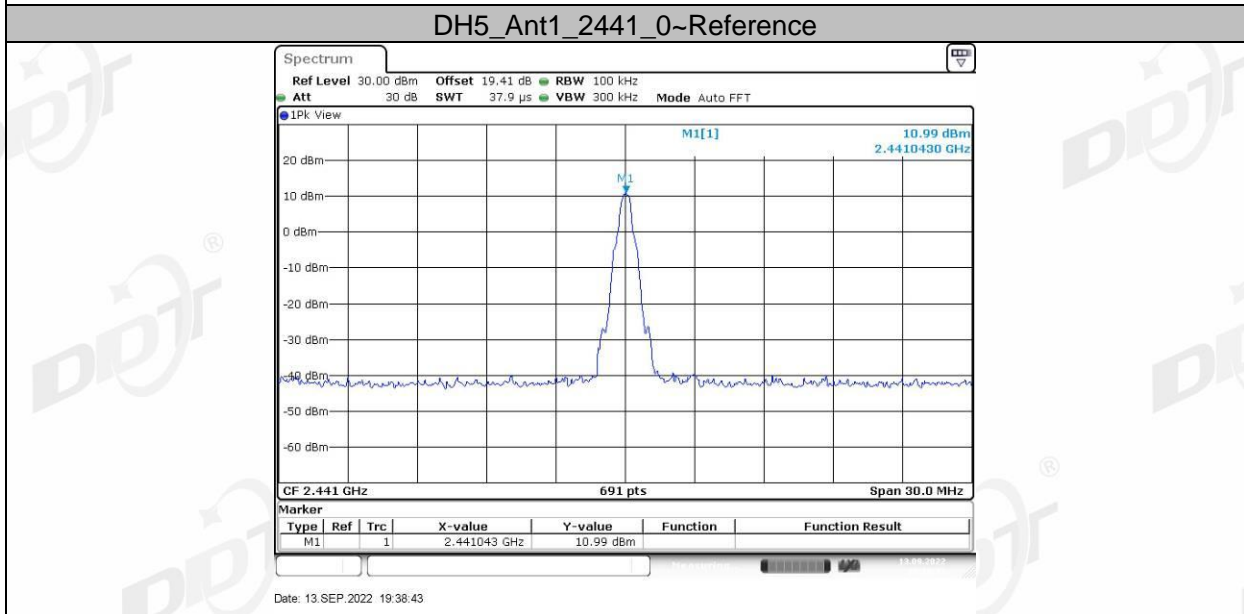
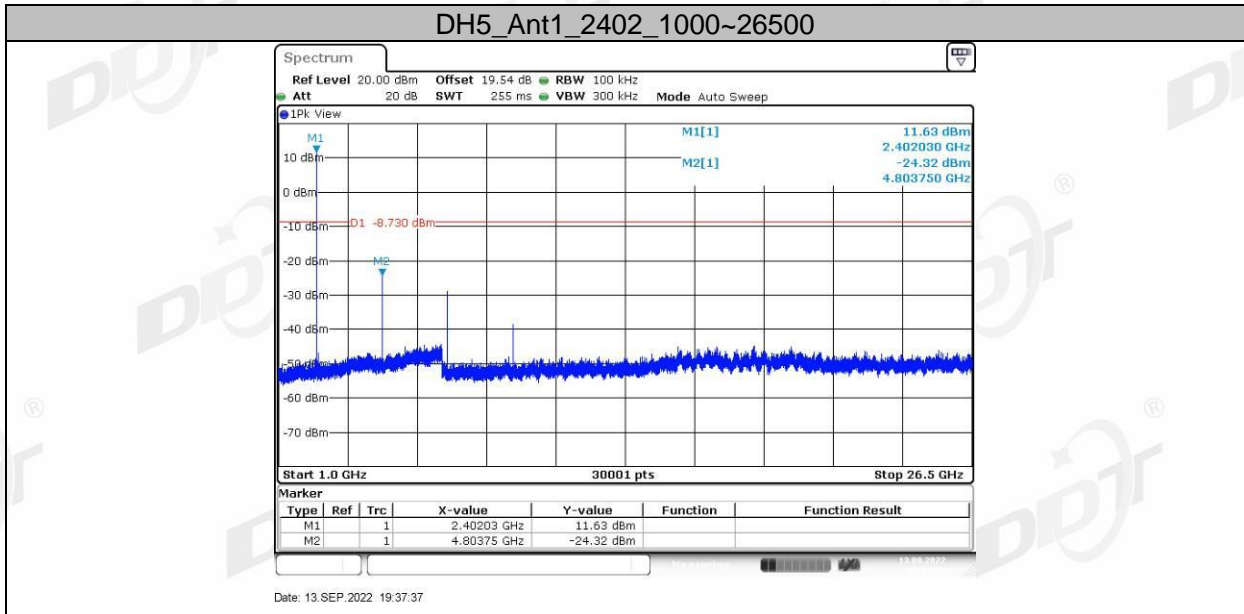
(5) Allow the trace to stabilize, use the peak marker function to determine the maximum amplitude of all unwanted emissions outside of the authorized frequency band

### 11.4. Test result

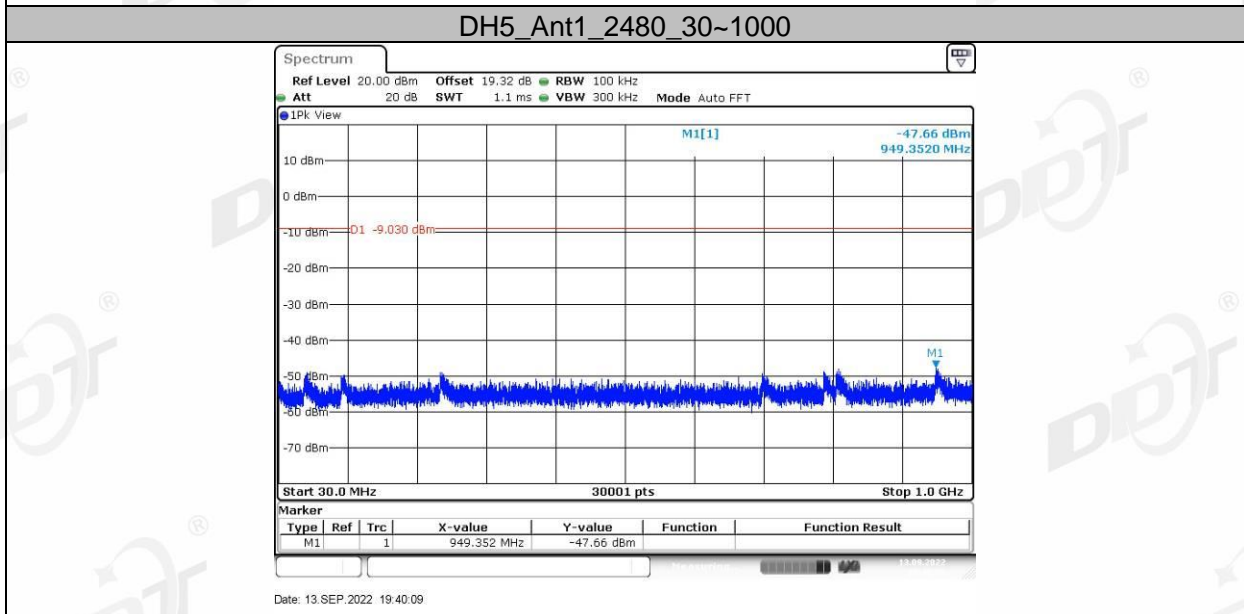
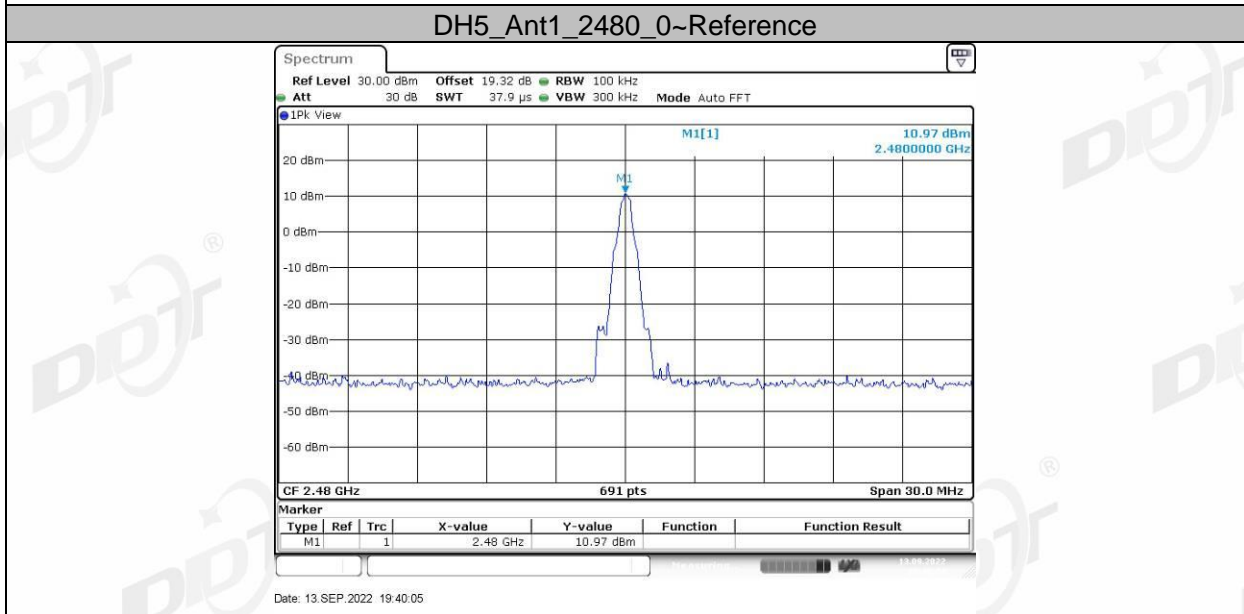
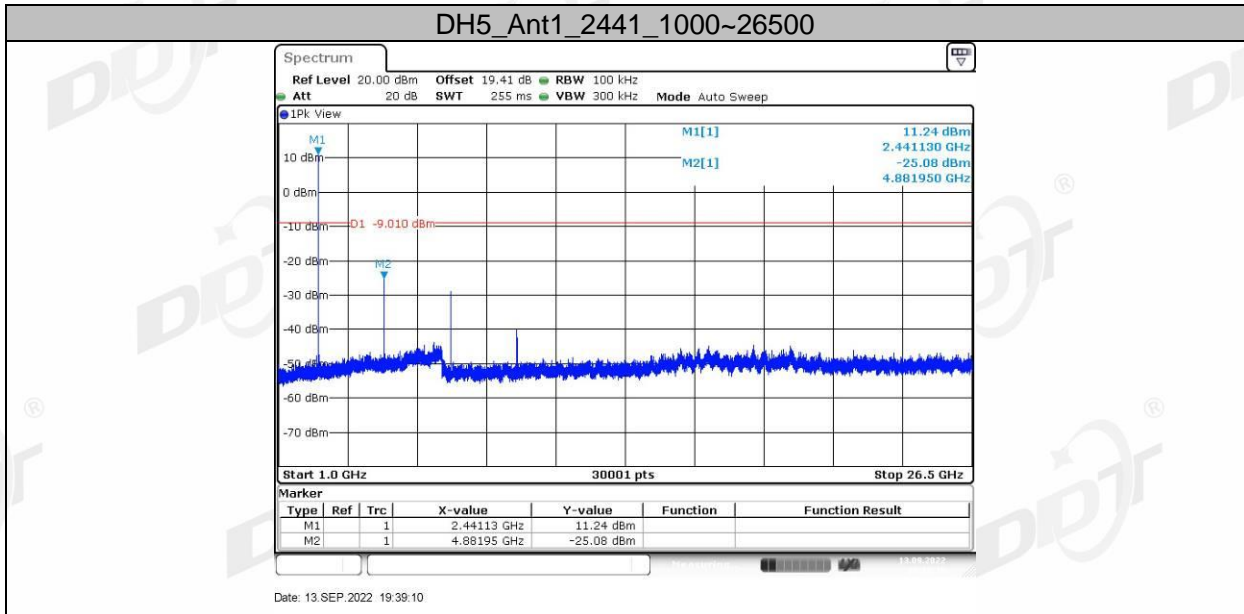
Mode	Freq. (MHz)	Verdict
GFSK	Hopping off 2402	Pass
	Hopping off 2441	Pass
	Hopping off 2480	Pass
$\pi/4$ -DQPSK	Hopping off 2402	Pass
	Hopping off 2441	Pass
	Hopping off 2480	Pass
8DPSK	Hopping off 2402	Pass
	Hopping off 2441	Pass
	Hopping off 2480	Pass

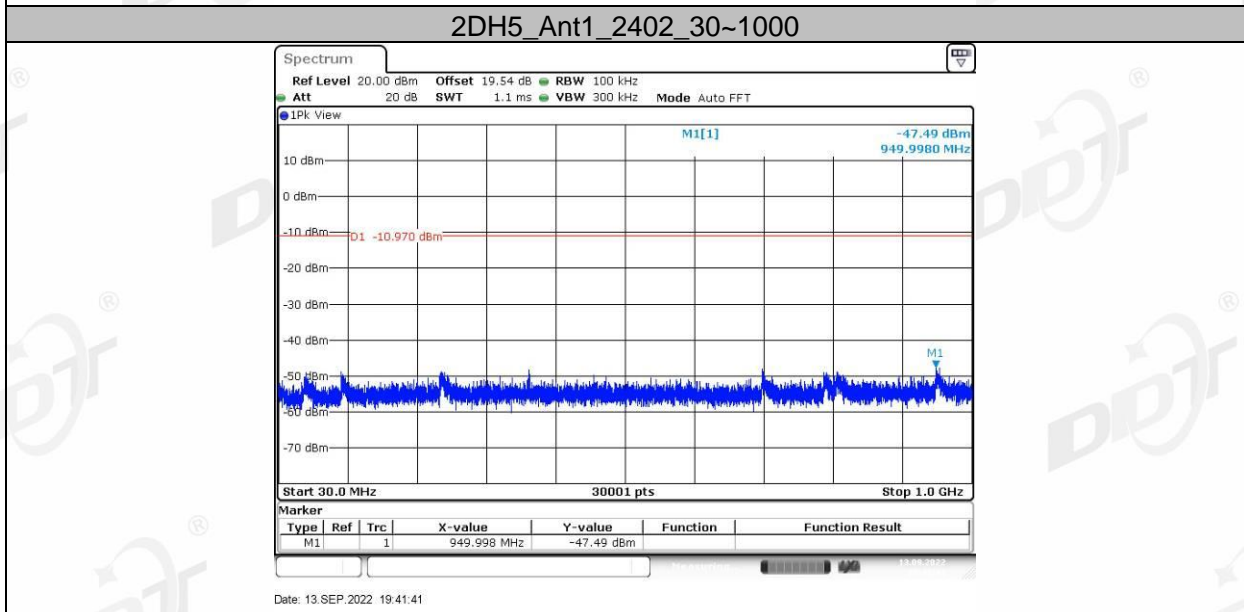
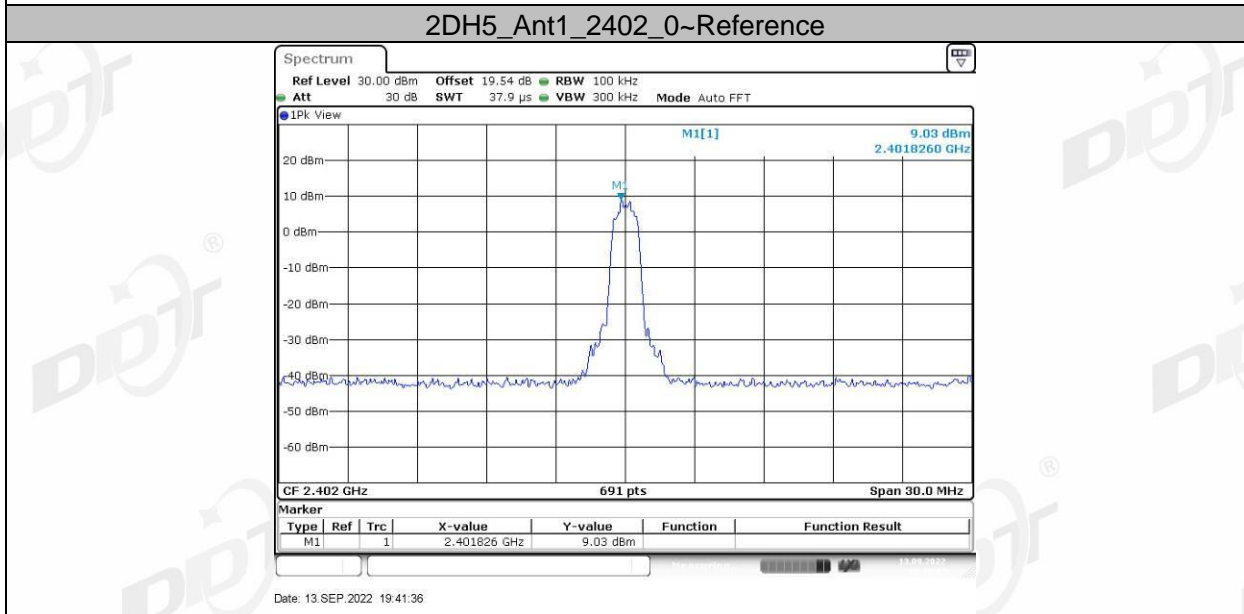
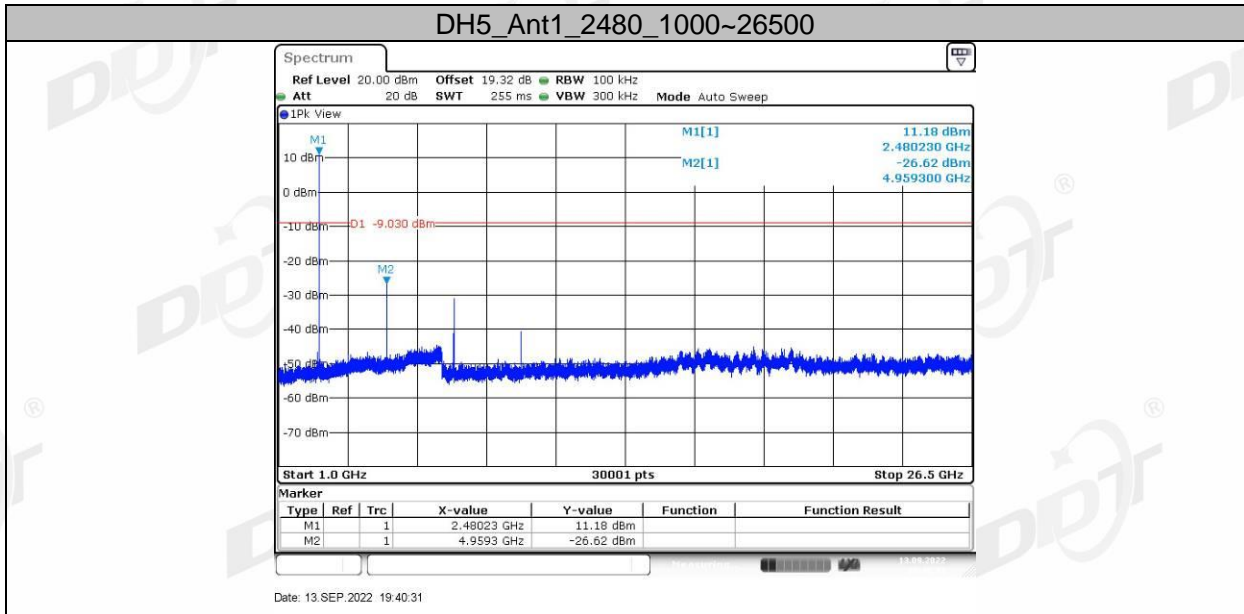
### 11.5. Original test data

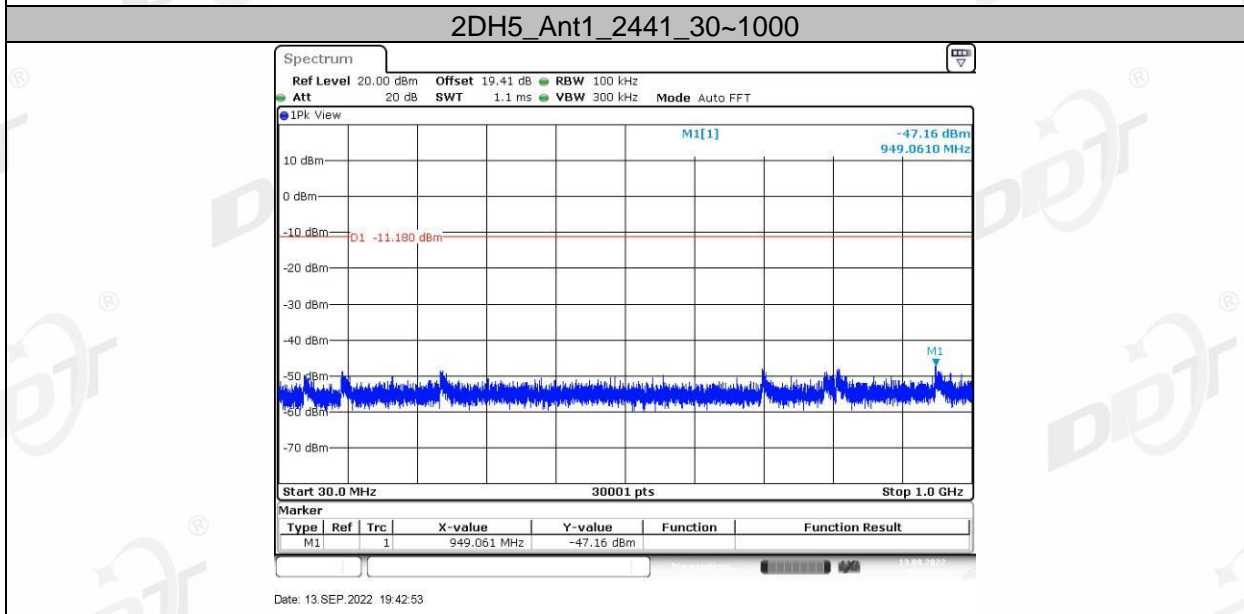
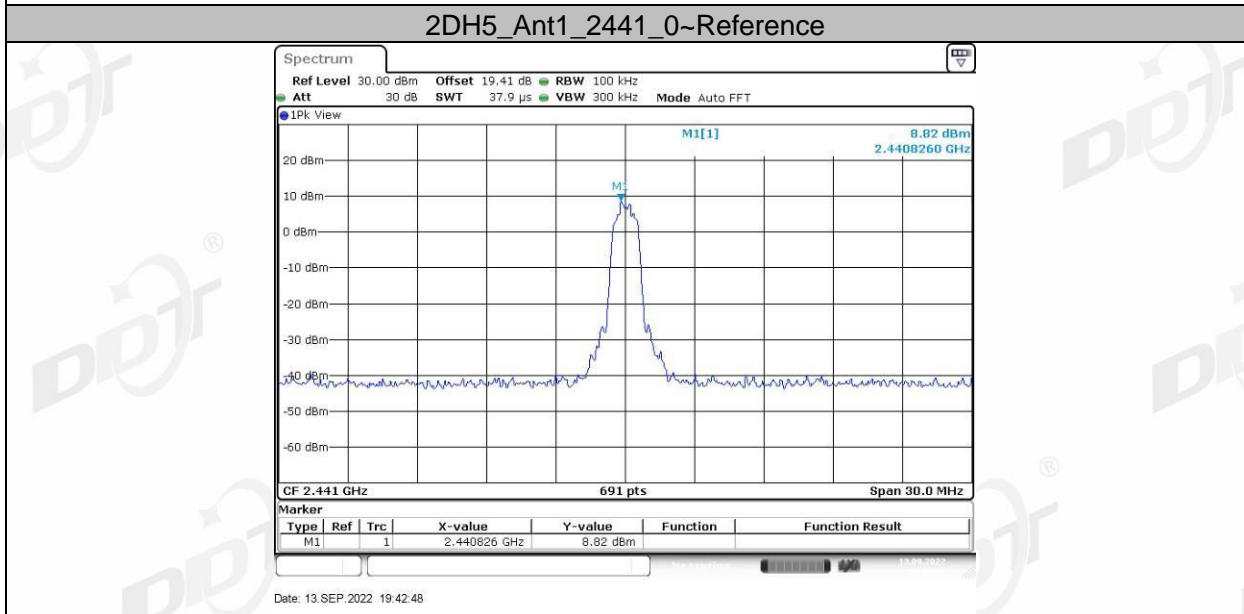
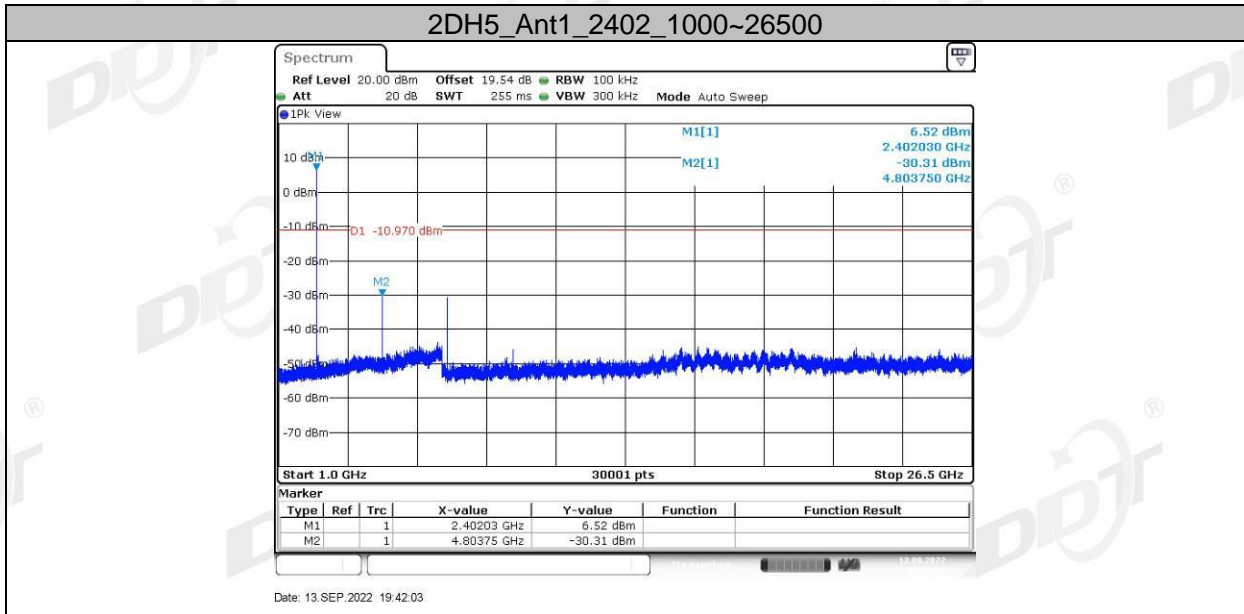


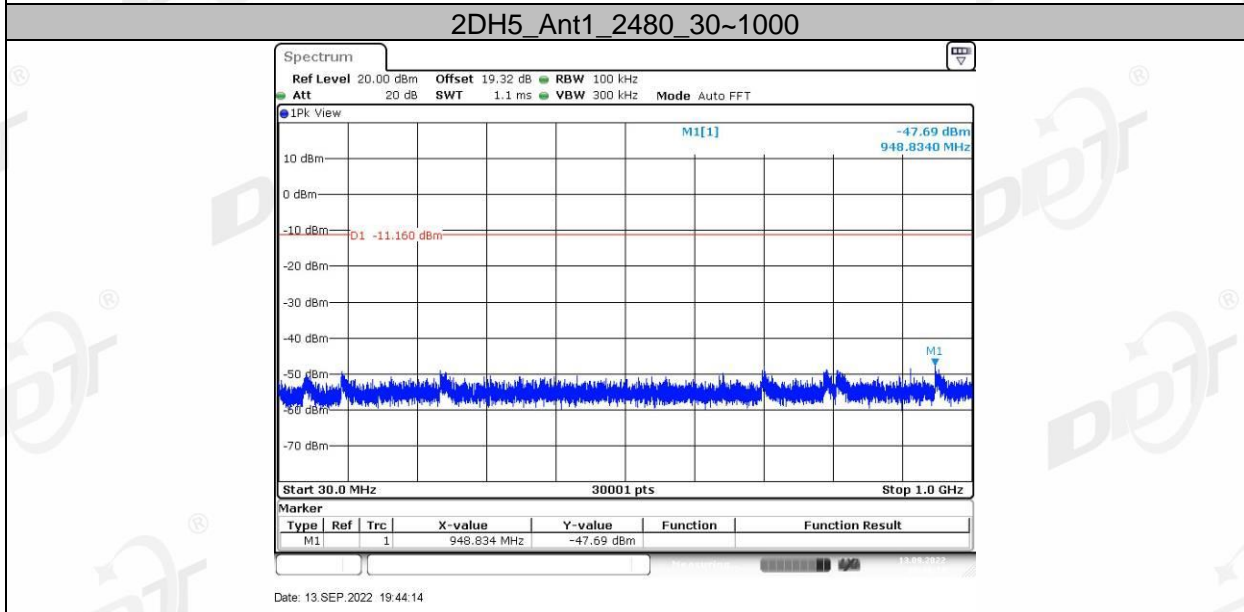
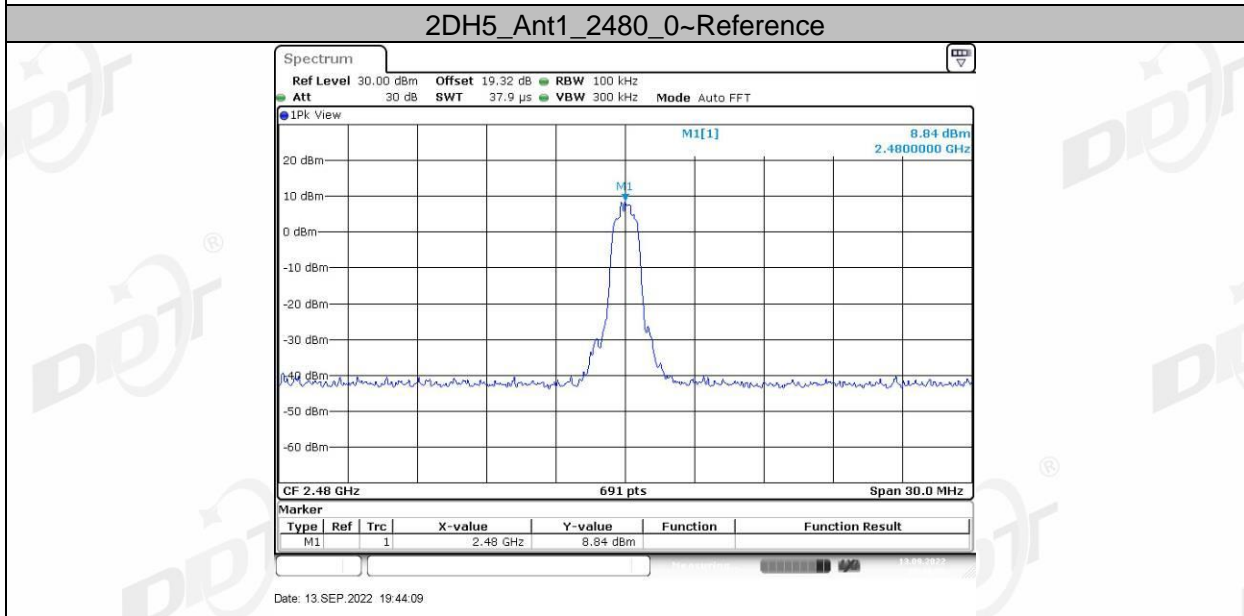
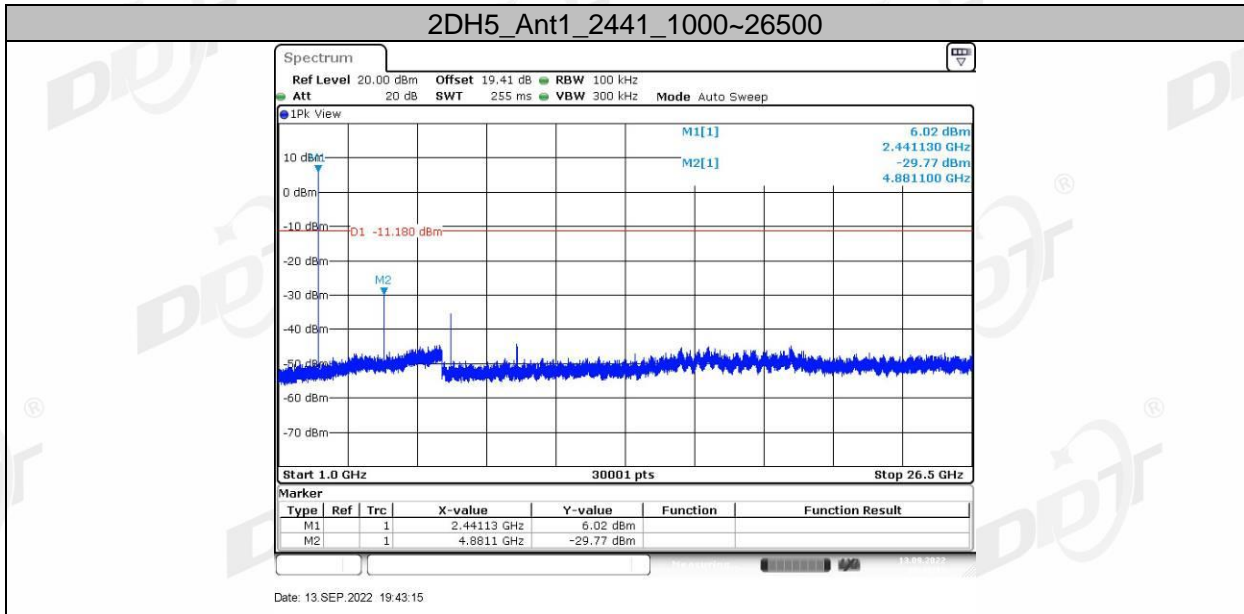


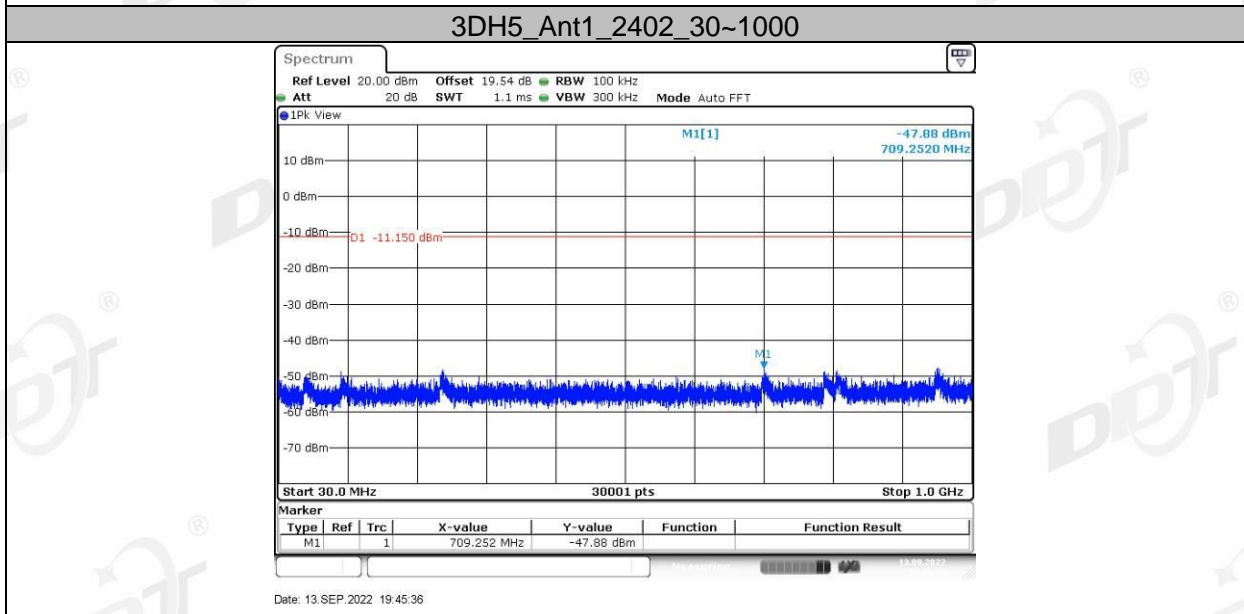
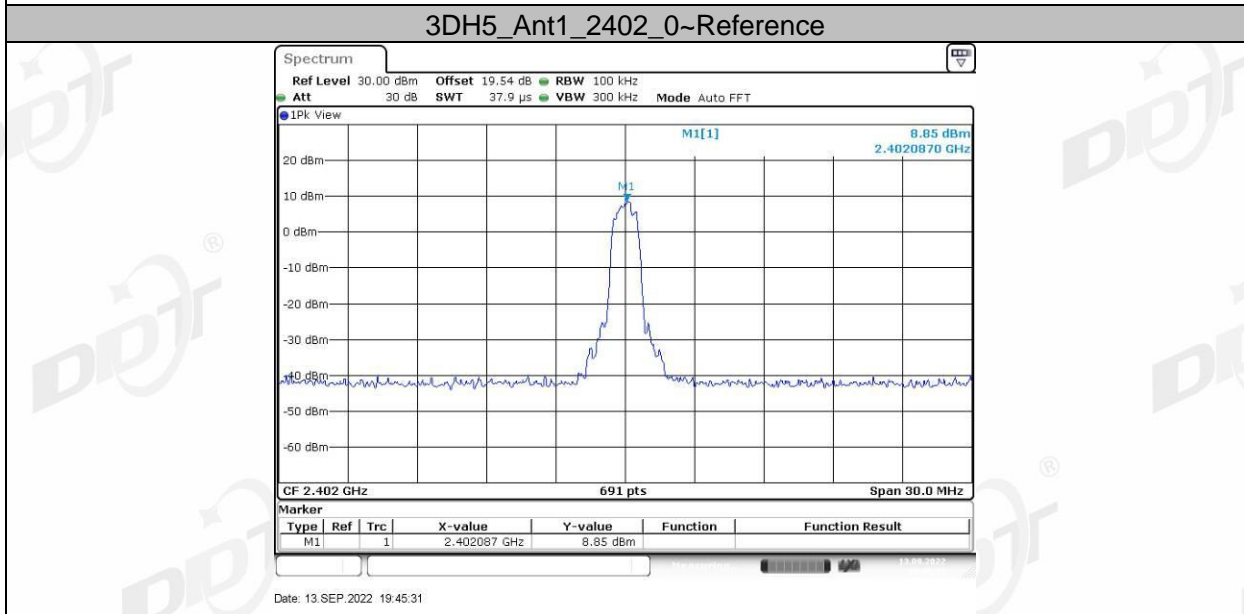
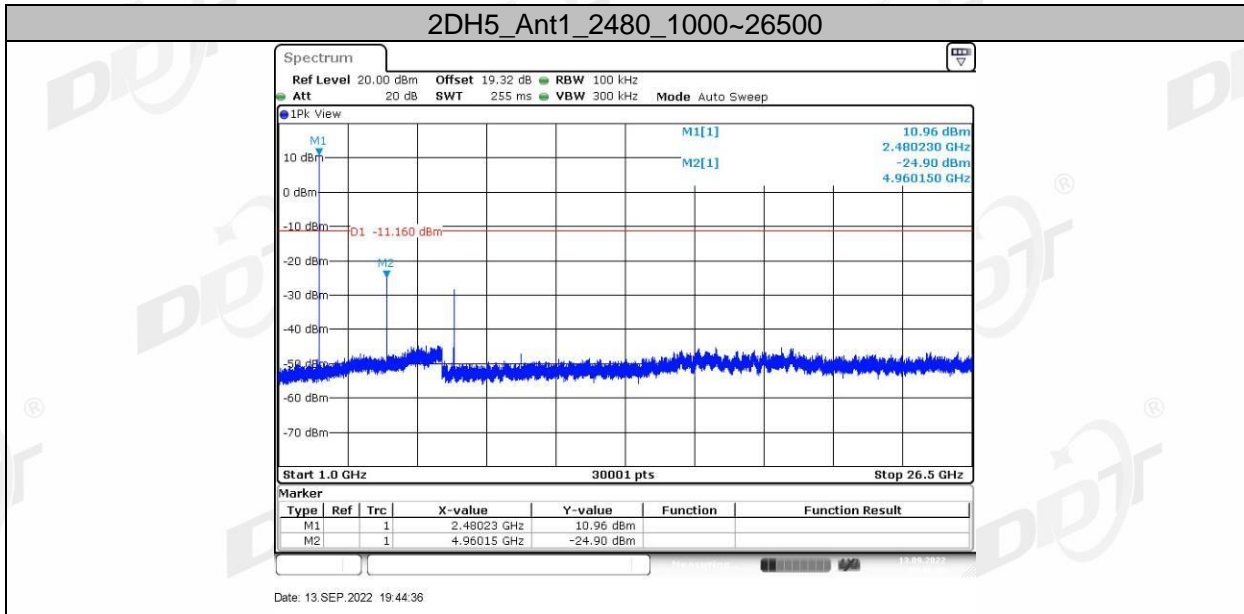


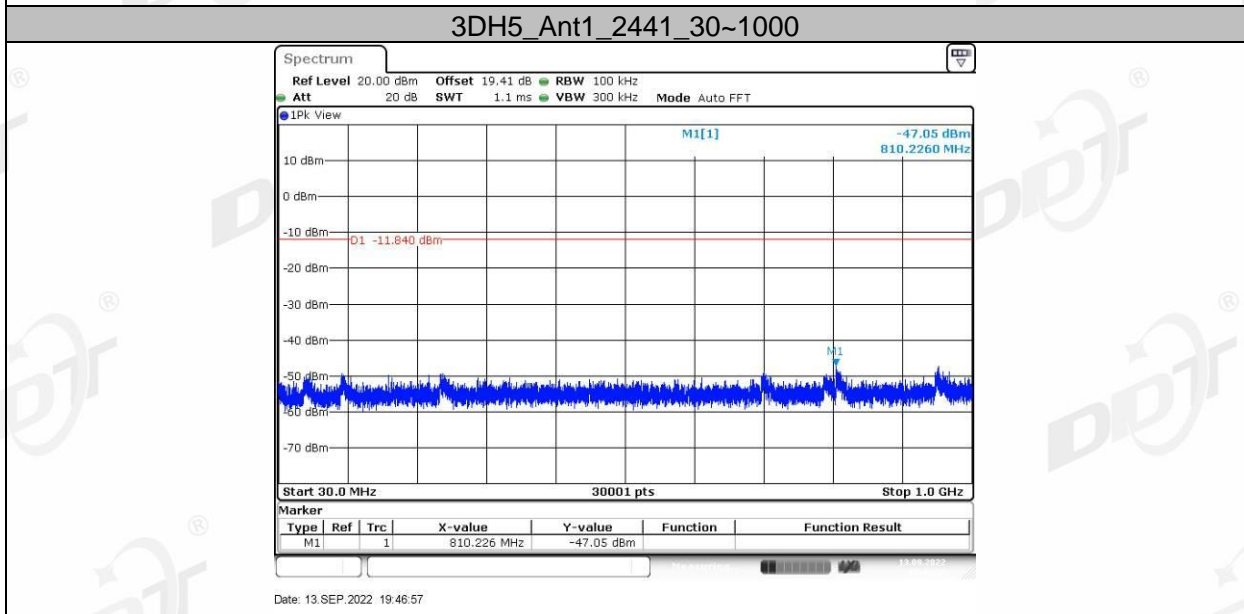
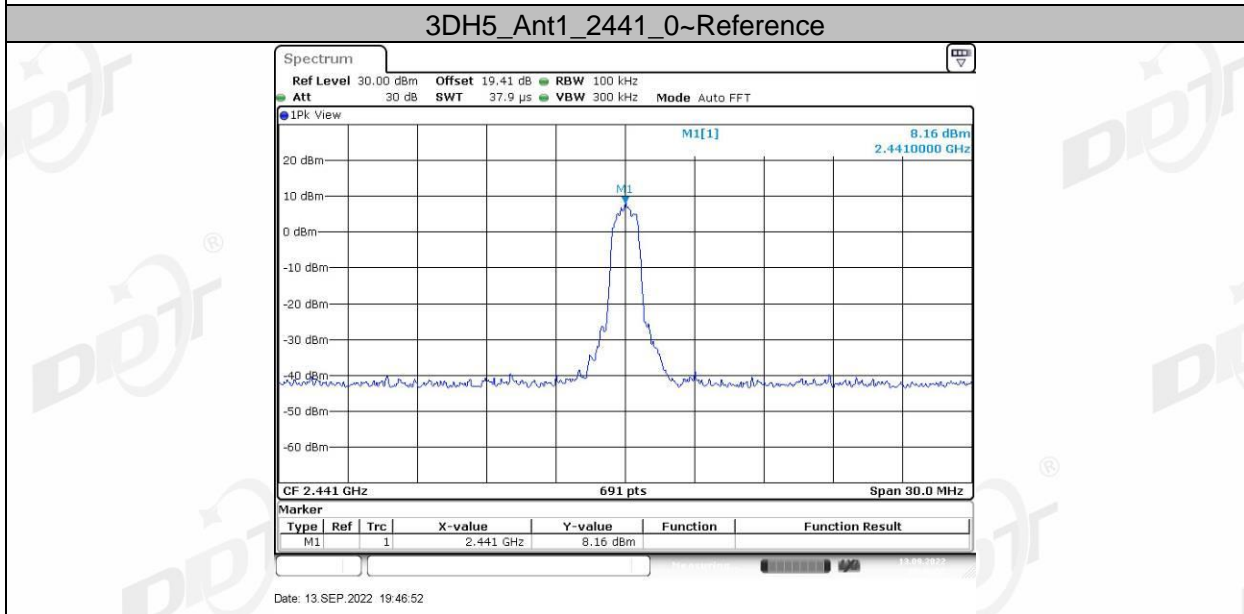
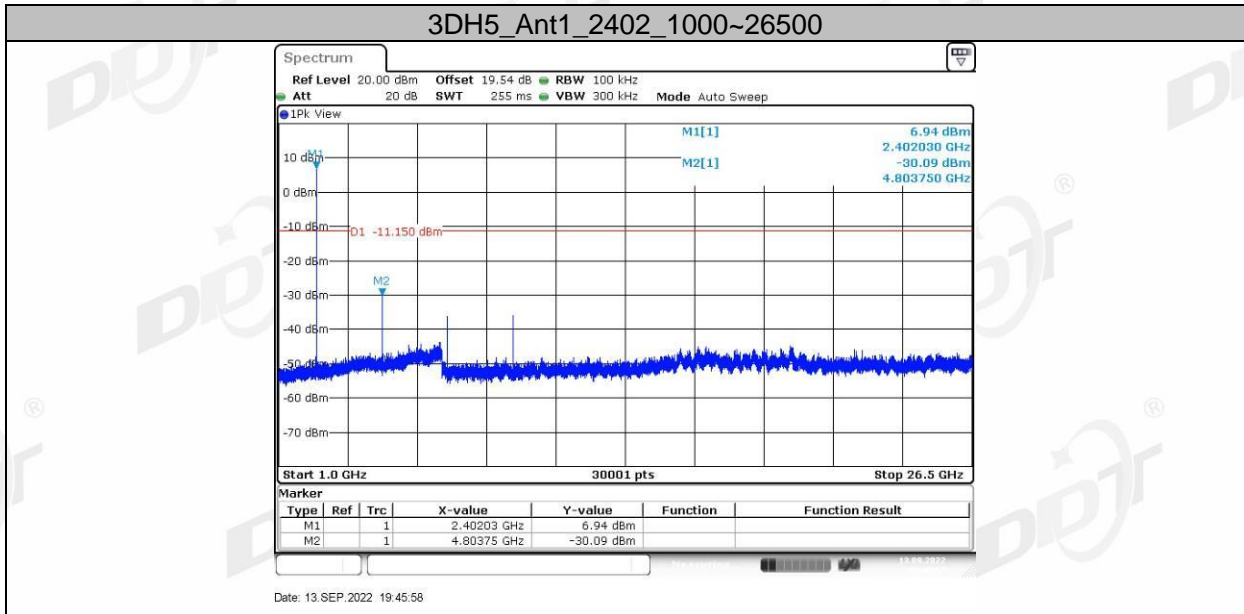


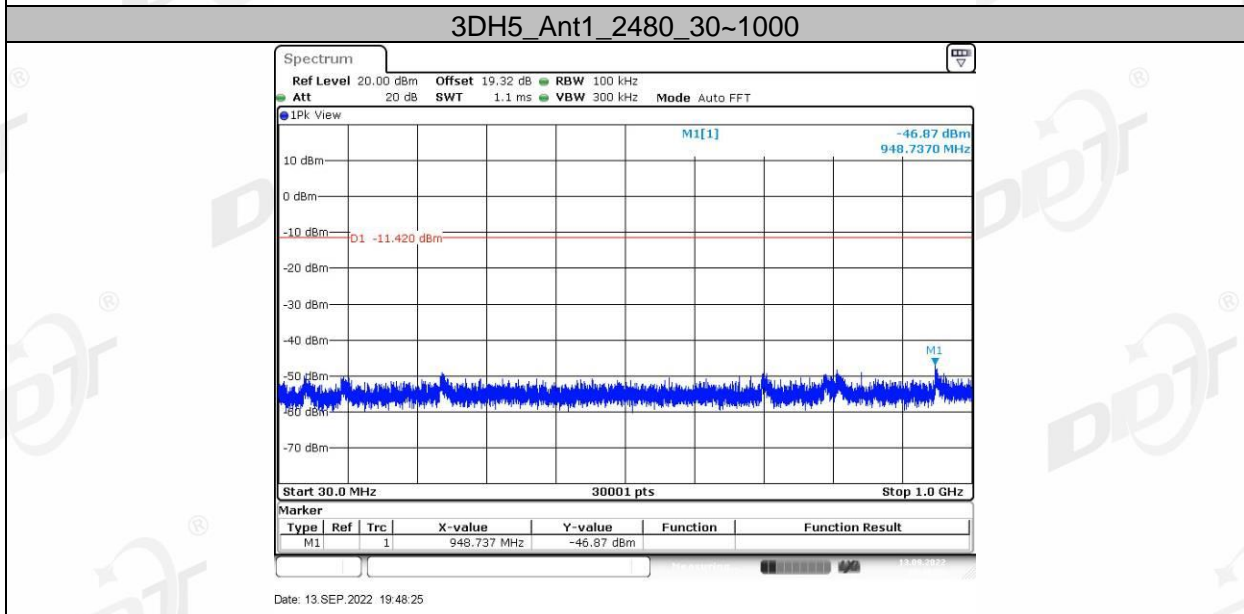
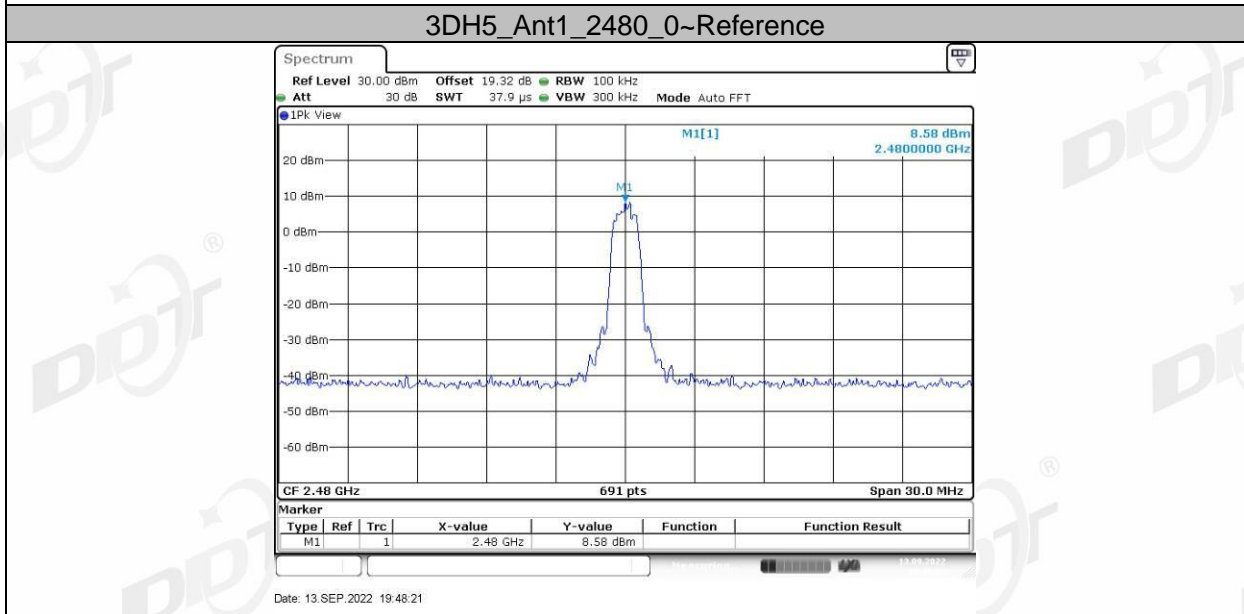
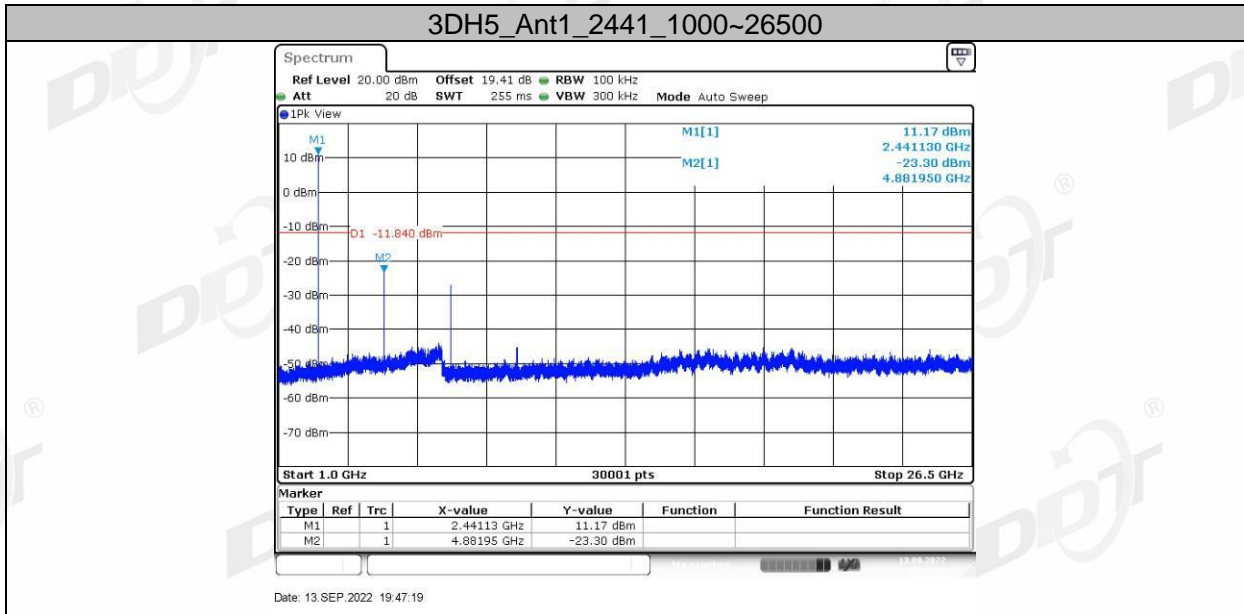


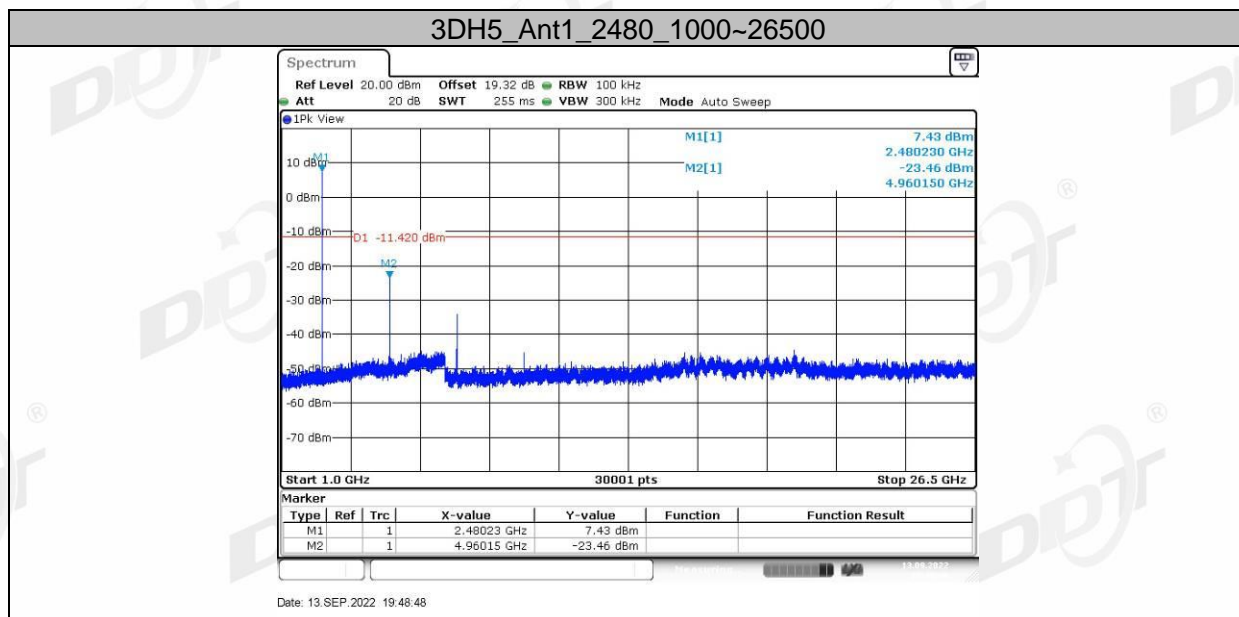










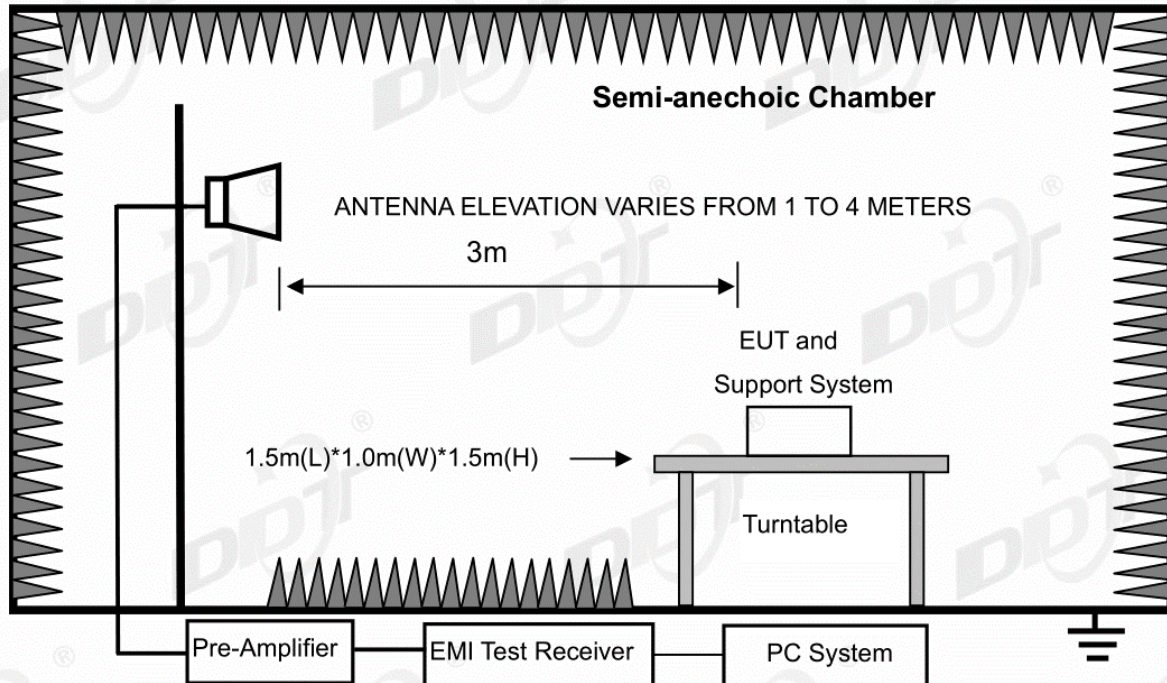




## 12. Band Edge Compliance (Radiated Method)

### 12.1. Block diagram of test setup

In 3 m Anechoic Chamber, test setup diagram for frequency above 1 GHz:



### 12.2. Limit

All restriction band should comply with 15.209, other emission should be at least 20 dB below the fundamental.

### 12.3. Test Procedure

Same with clause 10.3 except change investigated frequency range from 2310 MHz to 2410 MHz and 2475 MHz to 2500 MHz.

Remark: All restriction band have been tested, and only the worst case is shown in report.

### 12.4. Test result

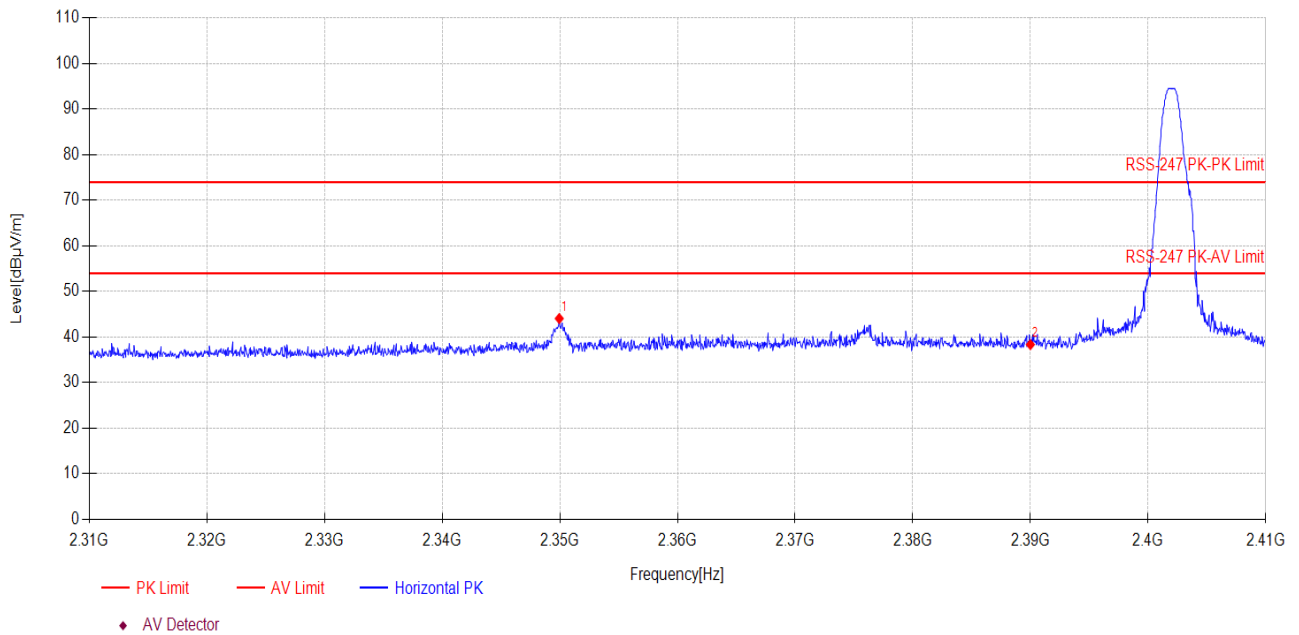
Pass. (See below detailed test result)

Remark: hopping on and hopping off mode all have been test, hopping off mode is worse and reported only. Scan with all mode, the worst case is recorded in this report.

# TR-4-E-009 Radiated Emission Test Result

**Test Date:** 2022-09-13      **Tested By:** James Gan  
**EUT:** Wireless Headset      **Model Number:** Play Gaming Wireless Headset  
**Test Mode:** TX Mode      **Power Supply:** Battery  
**Condition:** Temp:23.8°C;Humi:54.6%;Press:101.2kPa      **Test Site:** DDT 3# Chamber  
**File Path:** d:\ts\2022 report data\Q22070621-2E Play Gaming Wireless Headset\IC ABOVE 1G\5  
**Memo:** DH5 2402

## Test Graph



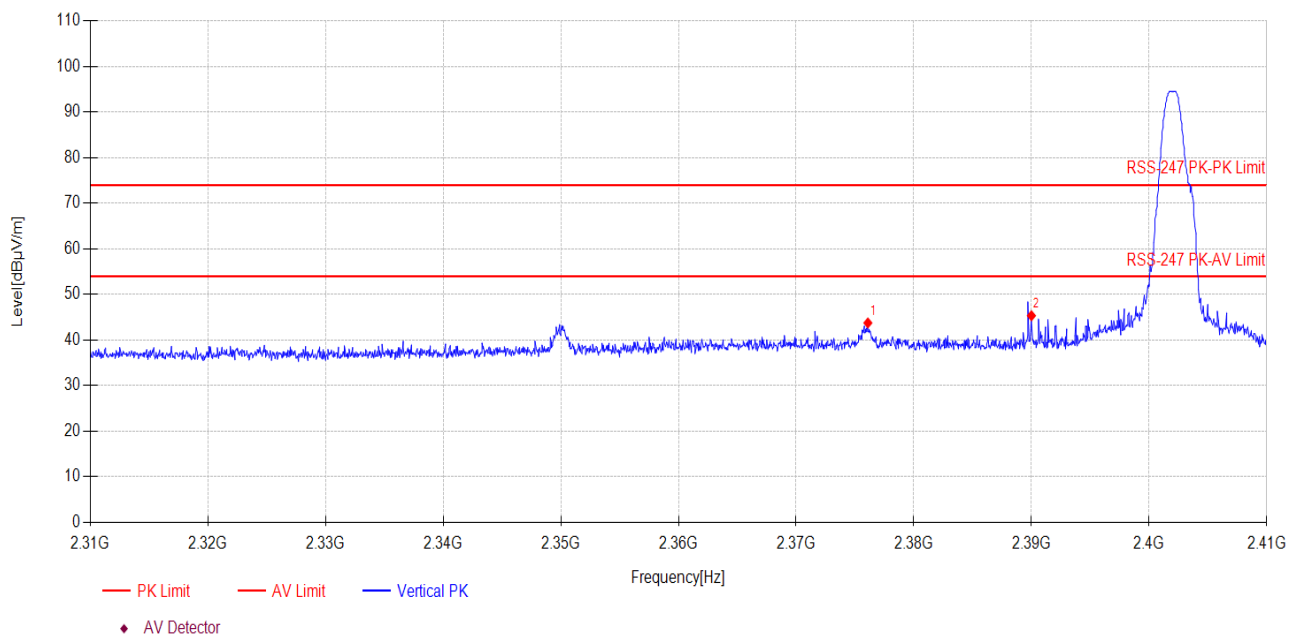
Suspected Data List								
NO.	Freq. [MHz]	Reading [dBµV]	Factor [dB]	Level [dBµV/m]	Limit [dBµV/m]	Margin [dB]	Detector	Polarity
1	2349.95	53.90	-9.83	44.07	74.00	29.93	PK	Horizontal
2	2390.00	48.11	-9.76	38.35	74.00	35.65	PK	Horizontal

- Note: 1. Level = Reading + Factor.  
 2. If Peak Result complies with AV limit, AV Result is deemed to comply with AV limit.  
 3. Test setup: RBW: 1 MHz, VBW: 3 MHz, Sweep time: auto.

# TR-4-E-009 Radiated Emission Test Result

**Test Date:** 2022-09-13      **Tested By:** James Gan  
**EUT:** Wireless Headset      **Model Number:** Play Gaming Wireless Headset  
**Test Mode:** TX Mode      **Power Supply:** Battery  
**Condition:** Temp:23.8°C;Humi:54.6%;Press:101.2kPa      **Test Site:** DDT 3# Chamber  
**File Path:** d:\ts\2022 report data\Q22070621-2E Play Gaming Wireless Headset\IC ABOVE 1G\6  
**Memo:** DH5 2402

## Test Graph



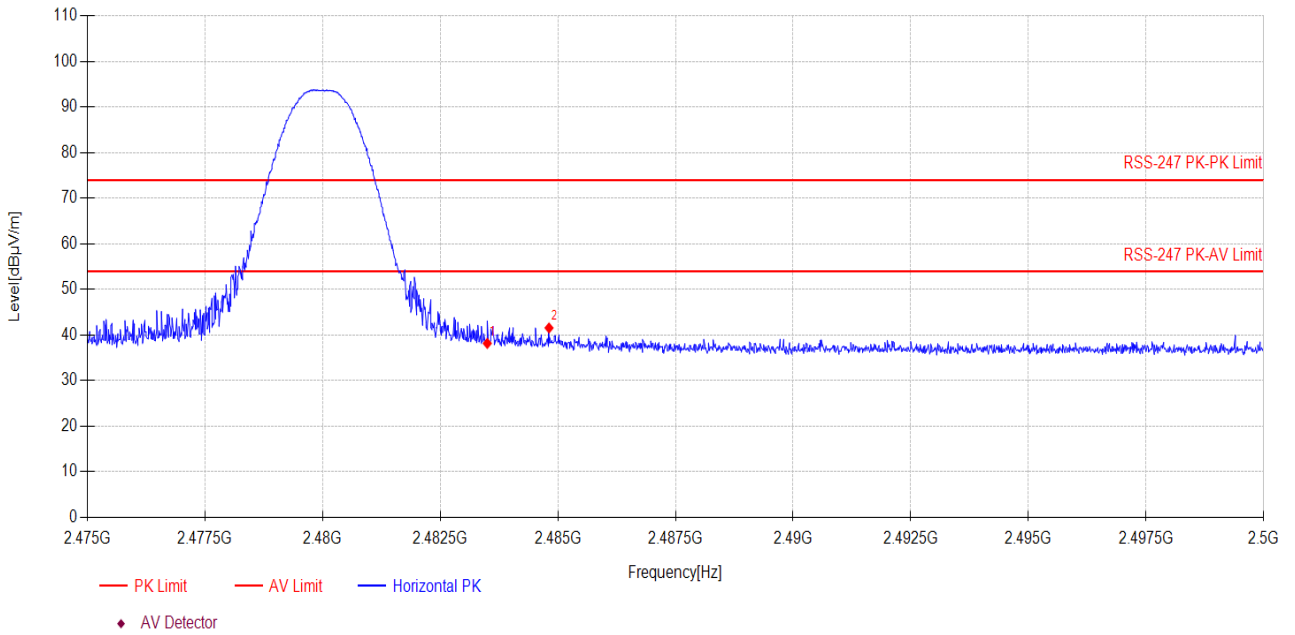
Suspected Data List								
NO.	Freq. [MHz]	Reading [dBµV]	Factor [dB]	Level [dBµV/m]	Limit [dBµV/m]	Margin [dB]	Detector	Polarity
1	2376.10	53.55	-9.78	43.77	74.00	30.23	PK	Vertical
2	2390.00	55.11	-9.76	45.35	74.00	28.65	PK	Vertical

- Note: 1. Level = Reading + Factor.  
 2. If Peak Result complies with AV limit, AV Result is deemed to comply with AV limit.  
 3. Test setup: RBW: 1 MHz, VBW: 3 MHz, Sweep time: auto.

# TR-4-E-009 Radiated Emission Test Result

**Test Date:** 2022-09-13      **Tested By:** James Gan  
**EUT:** Wireless Headset      **Model Number:** Play Gaming Wireless Headset  
**Test Mode:** TX Mode      **Power Supply:** Battery  
**Condition:** Temp:23.8°C;Humi:54.6%;Press:101.2kPa      **Test Site:** DDT 3# Chamber  
**File Path:** d:\ts\2022 report data\Q22070621-2E Play Gaming Wireless Headset\IC ABOVE 1G\16  
**Memo:** DH5 2480

## Test Graph



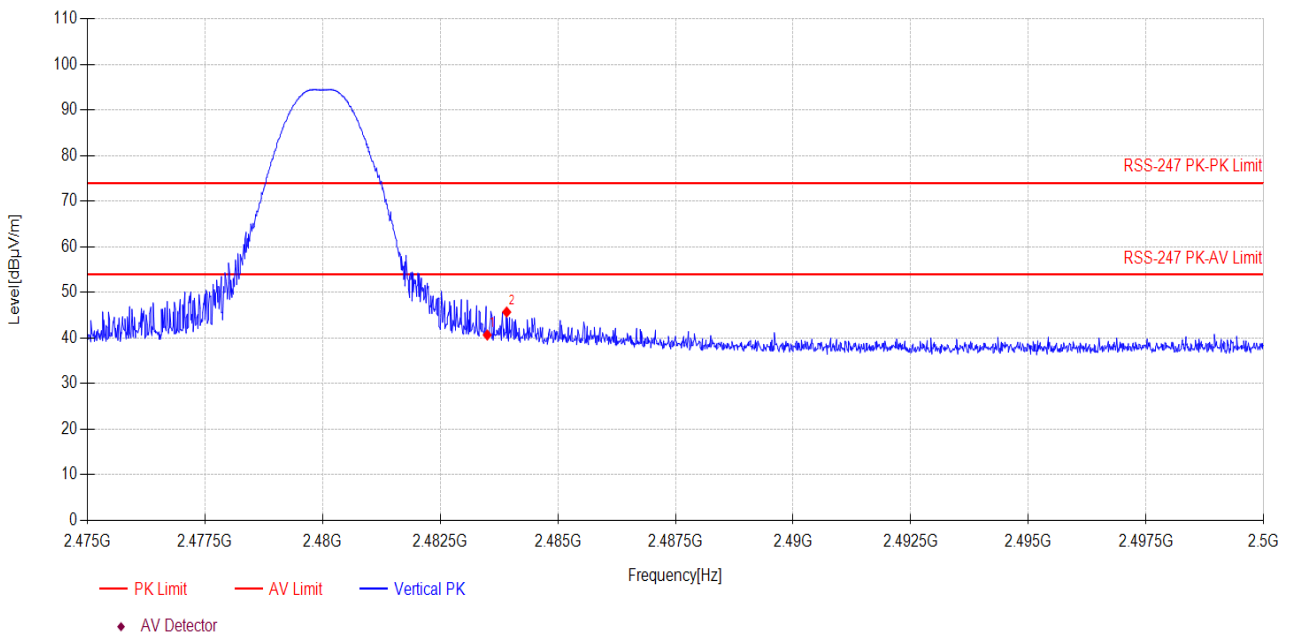
Suspected Data List								
NO.	Freq. [MHz]	Reading [dBµV]	Factor [dB]	Level [dBµV/m]	Limit [dBµV/m]	Margin [dB]	Detector	Polarity
1	2483.50	47.78	-9.60	38.18	74.00	35.82	PK	Horizontal
2	2484.81	51.17	-9.60	41.57	74.00	32.43	PK	Horizontal

- Note: 1. Level = Reading + Factor.  
 2. If Peak Result complies with AV limit, AV Result is deemed to comply with AV limit.  
 3. Test setup: RBW: 1 MHz, VBW: 3 MHz, Sweep time: auto.

# TR-4-E-009 Radiated Emission Test Result

**Test Date:** 2022-09-13      **Tested By:** James Gan  
**EUT:** Wireless Headset      **Model Number:** Play Gaming Wireless Headset  
**Test Mode:** TX Mode      **Power Supply:** Battery  
**Condition:** Temp:23.8°C;Humi:54.6%;Press:101.2kPa      **Test Site:** DDT 3# Chamber  
**File Path:** d:\ts\2022 report data\Q22070621-2E Play Gaming Wireless Headset\IC ABOVE 1G\15  
**Memo:** DH5 2480

## Test Graph



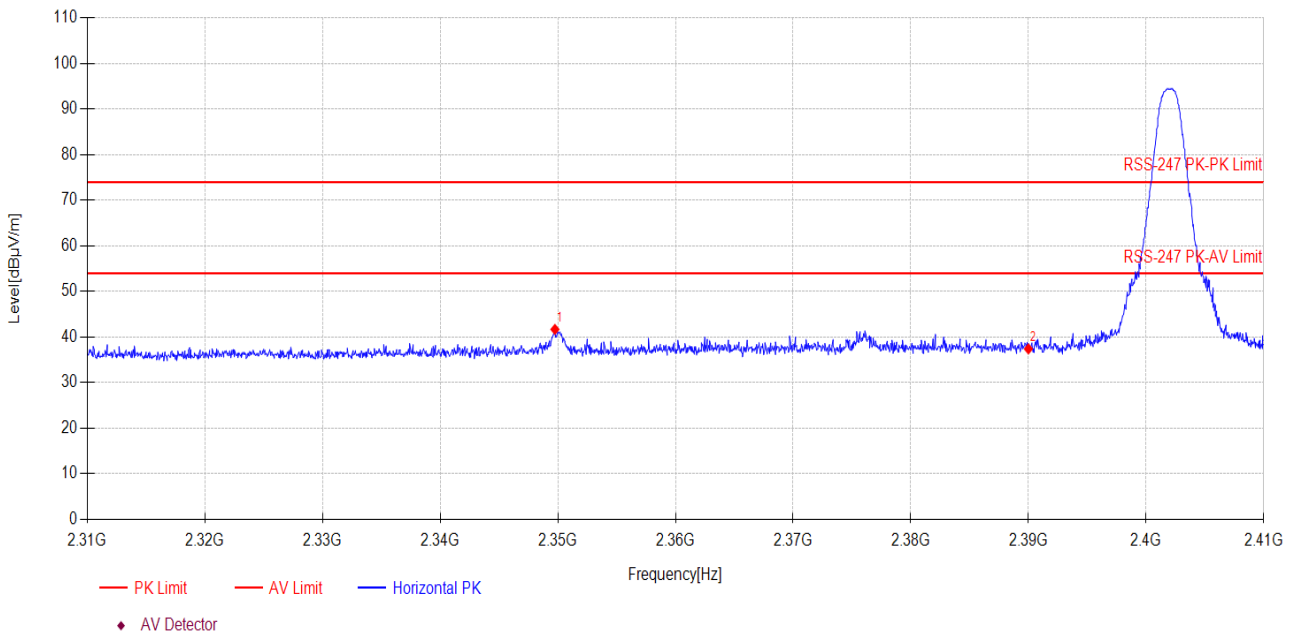
Suspected Data List								
NO.	Freq. [MHz]	Reading [dBµV]	Factor [dB]	Level [dBµV/m]	Limit [dBµV/m]	Margin [dB]	Detector	Polarity
1	2483.50	50.28	-9.60	40.68	74.00	33.32	PK	Vertical
2	2483.91	55.32	-9.60	45.72	74.00	28.28	PK	Vertical

- Note: 1. Level = Reading + Factor.  
 2. If Peak Result complies with AV limit, AV Result is deemed to comply with AV limit.  
 3. Test setup: RBW: 1 MHz, VBW: 3 MHz, Sweep time: auto.

# TR-4-E-009 Radiated Emission Test Result

**Test Date:** 2022-09-13      **Tested By:** James Gan  
**EUT:** Wireless Headset      **Model Number:** Play Gaming Wireless Headset  
**Test Mode:** TX Mode      **Power Supply:** Battery  
**Condition:** Temp:23.8°C;Humi:54.6%;Press:101.2kPa      **Test Site:** DDT 3# Chamber  
**File Path:** d:\ts\2022 report data\Q22070621-2E Play Gaming Wireless Headset\IC ABOVE 1G\17  
**Memo:** 2DH5 2402

## Test Graph



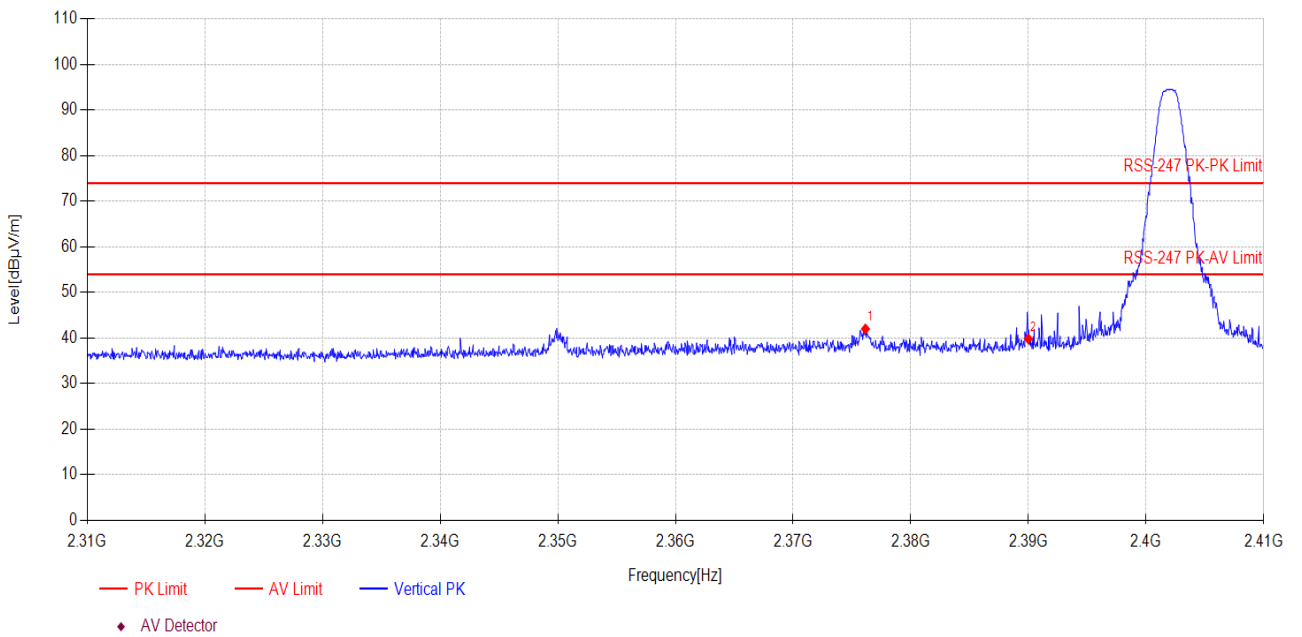
Suspected Data List								
NO.	Freq. [MHz]	Reading [dBµV]	Factor [dB]	Level [dBµV/m]	Limit [dBµV/m]	Margin [dB]	Detector	Polarity
1	2349.75	51.52	-9.83	41.69	74.00	32.31	PK	Horizontal
2	2390.00	47.18	-9.76	37.42	74.00	36.58	PK	Horizontal

Note: 1. Level = Reading + Factor.  
 2. If Peak Result complies with AV limit, AV Result is deemed to comply with AV limit.  
 3. Test setup: RBW: 1 MHz, VBW: 3 MHz, Sweep time: auto.

# TR-4-E-009 Radiated Emission Test Result

**Test Date:** 2022-09-13      **Tested By:** James Gan  
**EUT:** Wireless Headset      **Model Number:** Play Gaming Wireless Headset  
**Test Mode:** TX Mode      **Power Supply:** Battery  
**Condition:** Temp:23.8°C;Humi:54.6%;Press:101.2kPa      **Test Site:** DDT 3# Chamber  
**File Path:** d:\ts\2022 report data\Q22070621-2E Play Gaming Wireless Headset\IC ABOVE 1G\18  
**Memo:** 2DH5 2402

## Test Graph



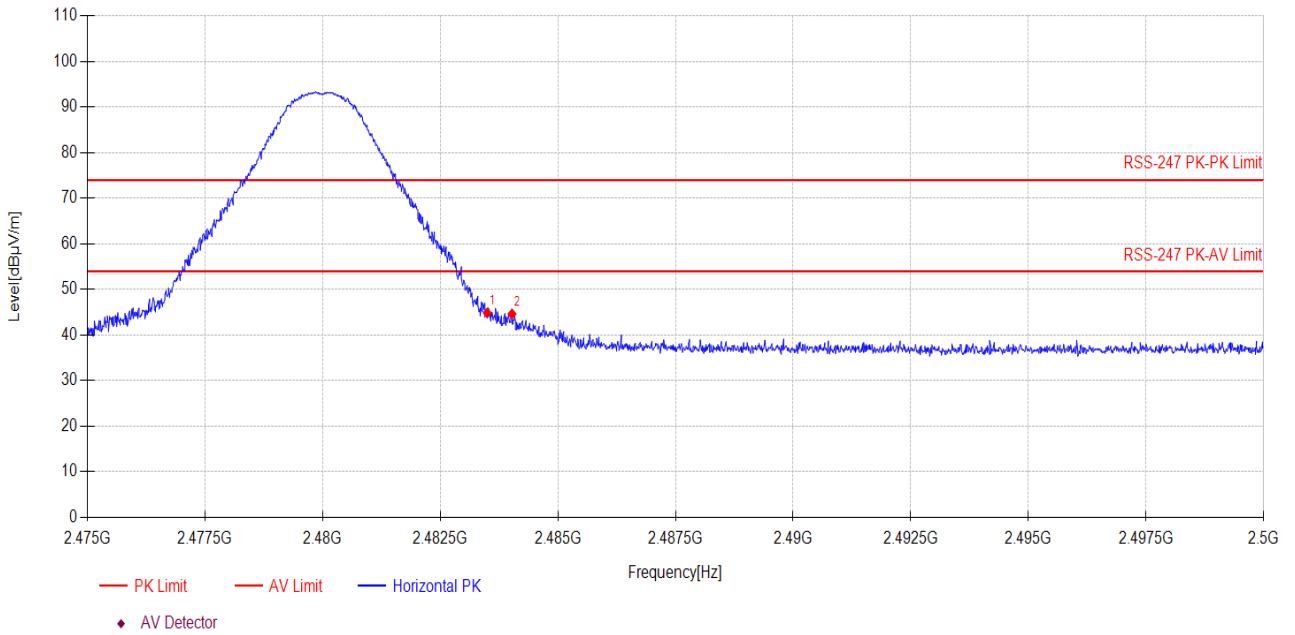
Suspected Data List								
NO.	Freq. [MHz]	Reading [dBµV]	Factor [dB]	Level [dBµV/m]	Limit [dBµV/m]	Margin [dB]	Detector	Polarity
1	2376.15	51.79	-9.78	42.01	74.00	31.99	PK	Vertical
2	2390.00	49.59	-9.76	39.83	74.00	34.17	PK	Vertical

- Note: 1. Level = Reading + Factor.  
 2. If Peak Result complies with AV limit, AV Result is deemed to comply with AV limit.  
 3. Test setup: RBW: 1 MHz, VBW: 3 MHz, Sweep time: auto.

# TR-4-E-009 Radiated Emission Test Result

**Test Date:** 2022-09-13      **Tested By:** James Gan  
**EUT:** Wireless Headset      **Model Number:** Play Gaming Wireless Headset  
**Test Mode:** TX Mode      **Power Supply:** Battery  
**Condition:** Temp:23.8°C;Humi:54.6%;Press:101.2kPa      **Test Site:** DDT 3# Chamber  
**File Path:** d:\ts\2022 report data\Q22070621-2E Play Gaming Wireless Headset\IC ABOVE 1G\21  
**Memo:** 2DH5 2480

## Test Graph



Suspected Data List								
NO.	Freq. [MHz]	Reading [dBµV]	Factor [dB]	Level [dBµV/m]	Limit [dBµV/m]	Margin [dB]	Detector	Polarity
1	2483.50	54.46	-9.60	44.86	74.00	29.14	PK	Horizontal
2	2484.03	54.24	-9.60	44.64	74.00	29.36	PK	Horizontal

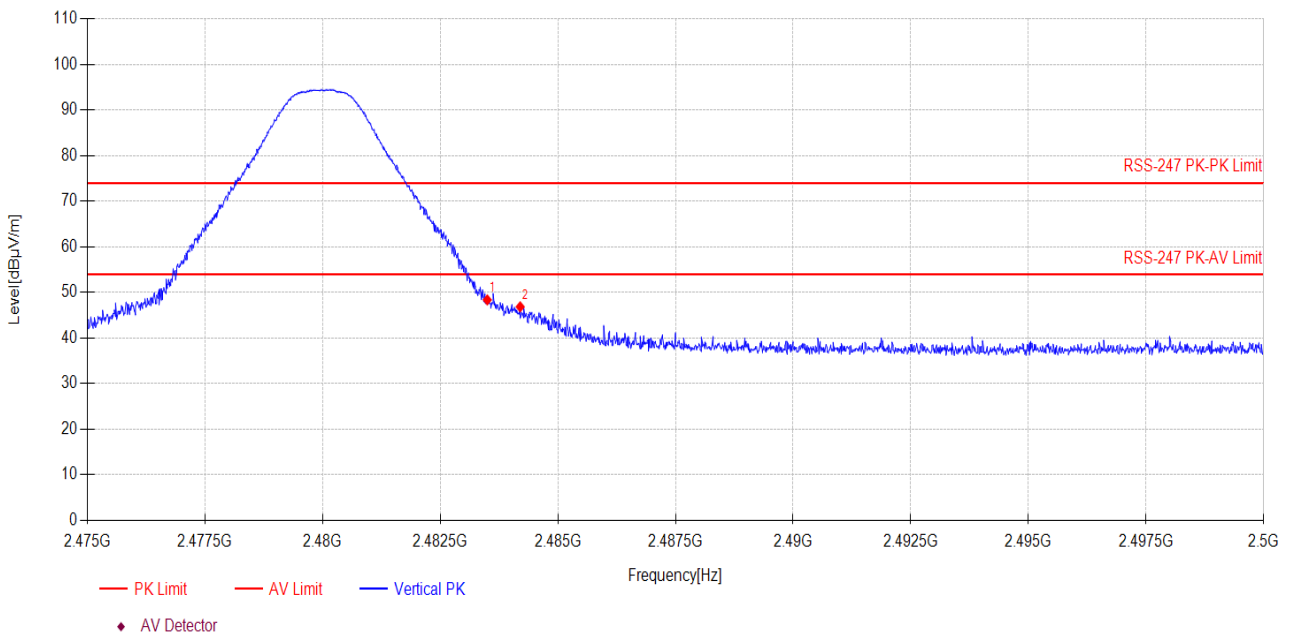
Note: 1. Level = Reading + Factor.  
 2. If Peak Result complies with AV limit, AV Result is deemed to comply with AV limit.  
 3. Test setup: RBW: 1 MHz, VBW: 3 MHz, Sweep time: auto.



# TR-4-E-009 Radiated Emission Test Result

**Test Date:** 2022-09-13      **Tested By:** James Gan  
**EUT:** Wireless Headset      **Model Number:** Play Gaming Wireless Headset  
**Test Mode:** TX Mode      **Power Supply:** Battery  
**Condition:** Temp:23.8°C;Humi:54.6%;Press:101.2kPa      **Test Site:** DDT 3# Chamber  
**File Path:** d:\ts\2022 report data\Q22070621-2E Play Gaming Wireless Headset\IC ABOVE 1G\22  
**Memo:** 2DH5 2480

## Test Graph



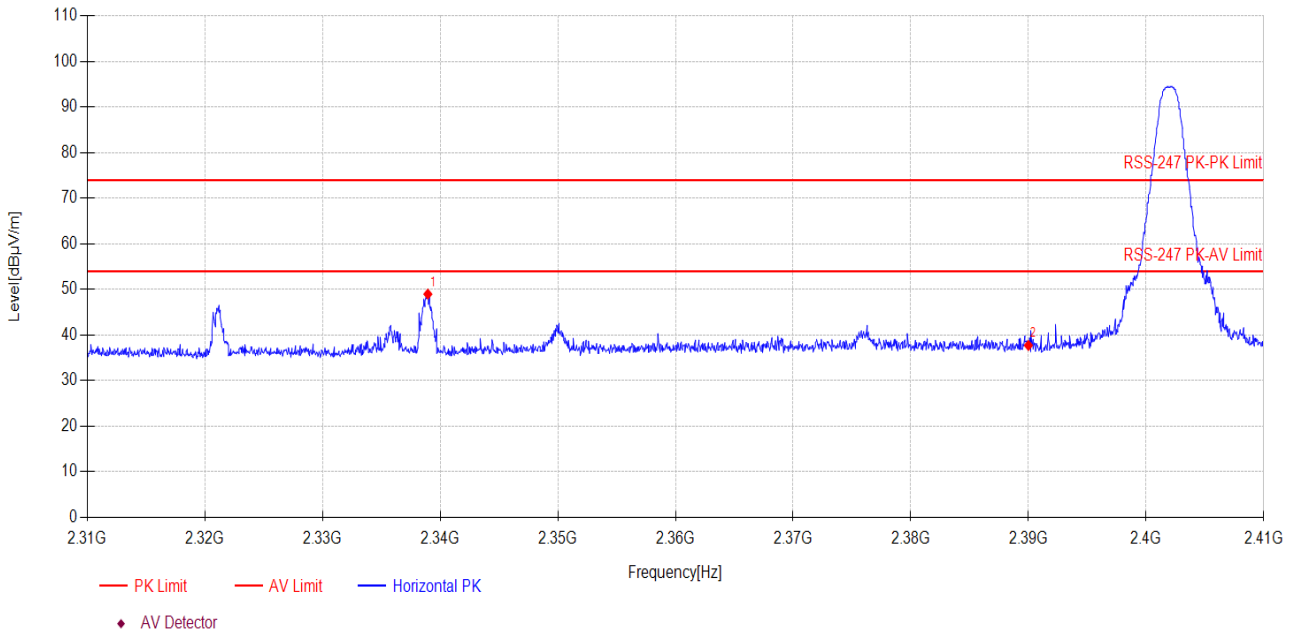
Suspected Data List								
NO.	Freq. [MHz]	Reading [dBµV]	Factor [dB]	Level [dBµV/m]	Limit [dBµV/m]	Margin [dB]	Detector	Polarity
1	2483.50	57.98	-9.60	48.38	74.00	25.62	PK	Vertical
2	2484.20	56.46	-9.60	46.86	74.00	27.14	PK	Vertical

- Note: 1. Level = Reading + Factor.  
 2. If Peak Result complies with AV limit, AV Result is deemed to comply with AV limit.  
 3. Test setup: RBW: 1 MHz, VBW: 3 MHz, Sweep time: auto.

# TR-4-E-009 Radiated Emission Test Result

**Test Date:** 2022-09-13      **Tested By:** James Gan  
**EUT:** Wireless Headset      **Model Number:** Play Gaming Wireless Headset  
**Test Mode:** TX Mode      **Power Supply:** Battery  
**Condition:** Temp:23.8°C;Humi:54.6%;Press:101.2kPa      **Test Site:** DDT 3# Chamber  
**File Path:** d:\ts\2022 report data\Q22070621-2E Play Gaming Wireless Headset\IC ABOVE 1G\20  
**Memo:** 3DH5 2402

## Test Graph



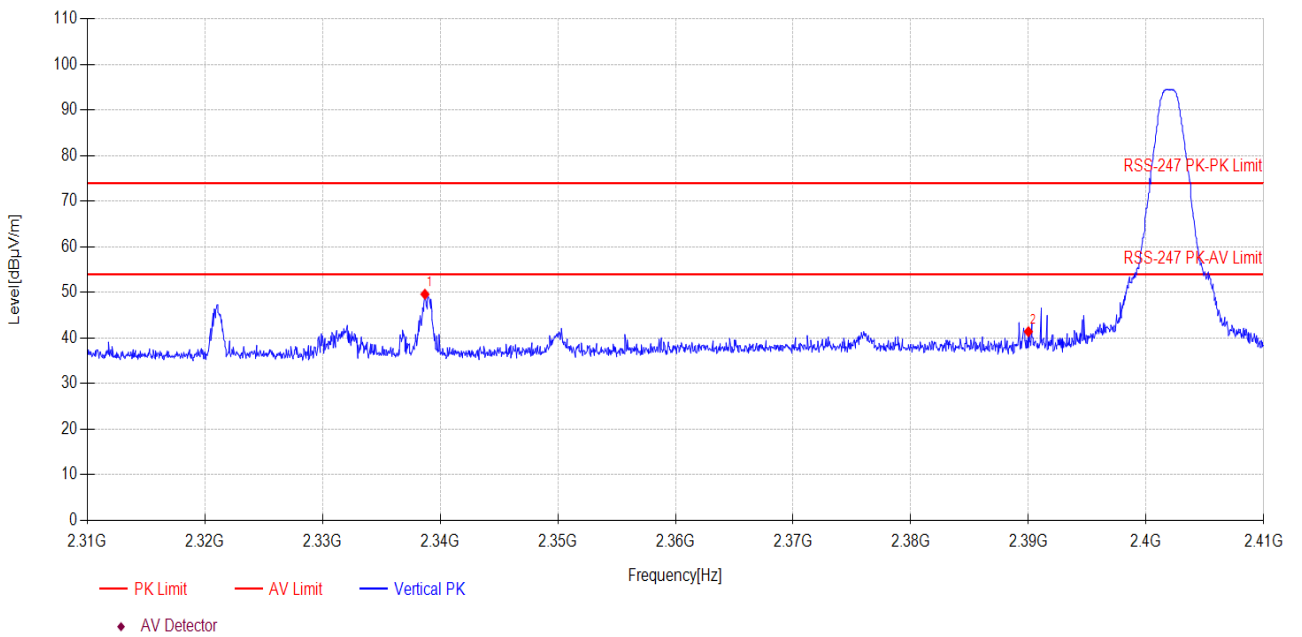
Suspected Data List								
NO.	Freq. [MHz]	Reading [dBµV]	Factor [dB]	Level [dBµV/m]	Limit [dBµV/m]	Margin [dB]	Detector	Polarity
1	2338.95	58.84	-9.85	48.99	74.00	25.01	PK	Horizontal
2	2390.00	47.50	-9.76	37.74	74.00	36.26	PK	Horizontal

Note: 1. Level = Reading + Factor.  
 2. If Peak Result complies with AV limit, AV Result is deemed to comply with AV limit.  
 3. Test setup: RBW: 1 MHz, VBW: 3 MHz, Sweep time: auto.

# TR-4-E-009 Radiated Emission Test Result

**Test Date:** 2022-09-13      **Tested By:** James Gan  
**EUT:** Wireless Headset      **Model Number:** Play Gaming Wireless Headset  
**Test Mode:** TX Mode      **Power Supply:** Battery  
**Condition:** Temp:23.8°C;Humi:54.6%;Press:101.2kPa      **Test Site:** DDT 3# Chamber  
**File Path:** d:\ts\2022 report data\Q22070621-2E Play Gaming Wireless Headset\IC ABOVE 1G\19  
**Memo:** 3DH5 2402

## Test Graph



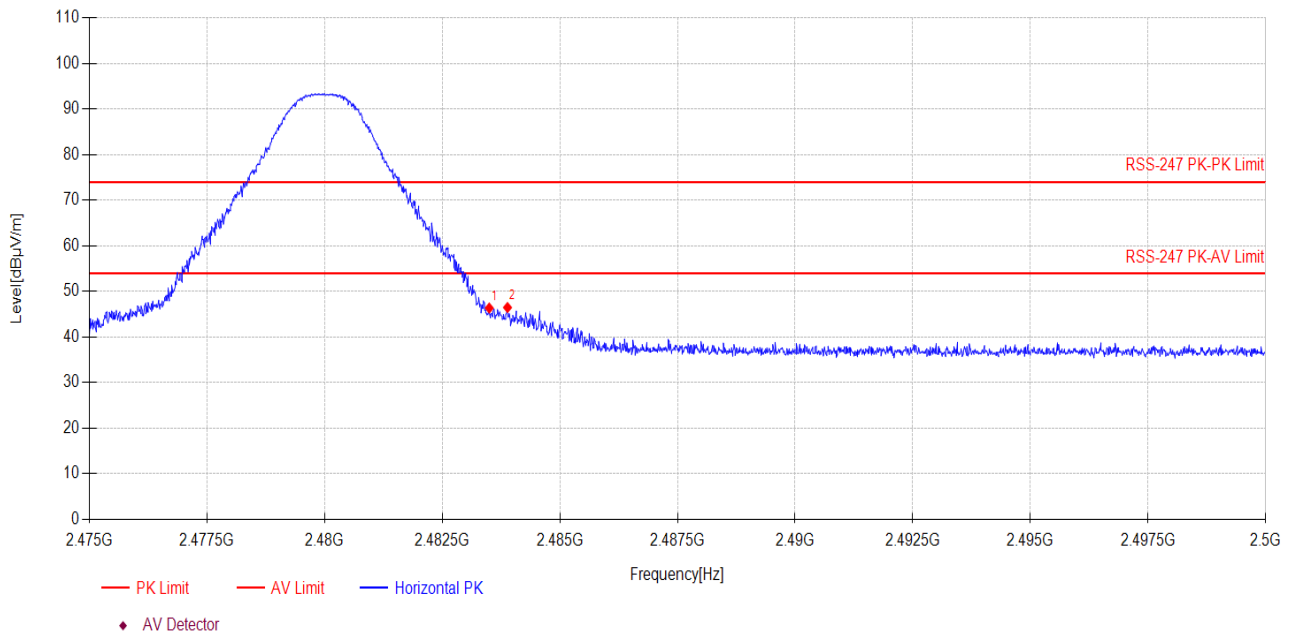
Suspected Data List								
NO.	Freq. [MHz]	Reading [dBµV]	Factor [dB]	Level [dBµV/m]	Limit [dBµV/m]	Margin [dB]	Detector	Polarity
1	2338.70	59.47	-9.85	49.62	74.00	24.38	PK	Vertical
2	2390.00	51.17	-9.76	41.41	74.00	32.59	PK	Vertical

- Note: 1. Level = Reading + Factor.  
 2. If Peak Result complies with AV limit, AV Result is deemed to comply with AV limit.  
 3. Test setup: RBW: 1 MHz, VBW: 3 MHz, Sweep time: auto.

# TR-4-E-009 Radiated Emission Test Result

**Test Date:** 2022-09-13      **Tested By:** James Gan  
**EUT:** Wireless Headset      **Model Number:** Play Gaming Wireless Headset  
**Test Mode:** TX Mode      **Power Supply:** Battery  
**Condition:** Temp:23.8°C;Humi:54.6%;Press:101.2kPa      **Test Site:** DDT 3# Chamber  
**File Path:** d:\ts\2022 report data\Q22070621-2E Play Gaming Wireless Headset\IC ABOVE 1G\24  
**Memo:** 3DH5 2480

## Test Graph



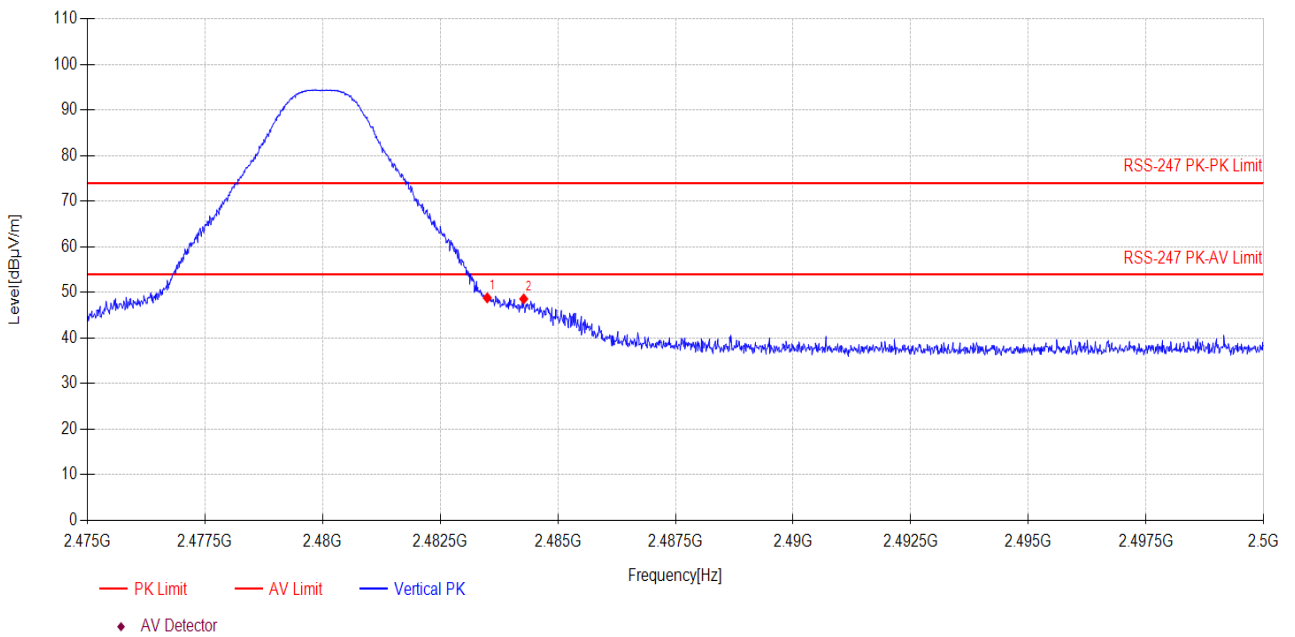
Suspected Data List								
NO.	Freq. [MHz]	Reading [dBµV]	Factor [dB]	Level [dBµV/m]	Limit [dBµV/m]	Margin [dB]	Detector	Polarity
1	2483.50	55.98	-9.60	46.38	74.00	27.62	PK	Horizontal
2	2483.89	56.09	-9.60	46.49	74.00	27.51	PK	Horizontal

Note: 1. Level = Reading + Factor.  
 2. If Peak Result complies with AV limit, AV Result is deemed to comply with AV limit.  
 3. Test setup: RBW: 1 MHz, VBW: 3 MHz, Sweep time: auto.

# TR-4-E-009 Radiated Emission Test Result

**Test Date:** 2022-09-13      **Tested By:** James Gan  
**EUT:** Wireless Headset      **Model Number:** Play Gaming Wireless Headset  
**Test Mode:** TX Mode      **Power Supply:** Battery  
**Condition:** Temp:23.8°C;Humi:54.6%;Press:101.2kPa      **Test Site:** DDT 3# Chamber  
**File Path:** d:\ts\2022 report data\Q22070621-2E Play Gaming Wireless Headset\IC ABOVE 1G\23  
**Memo:** 3DH5 2480

## Test Graph

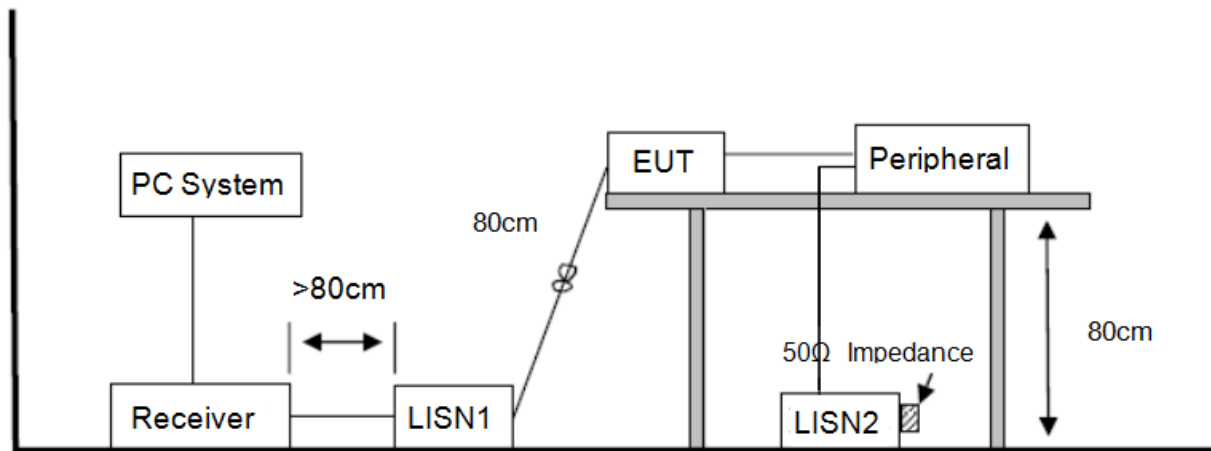


Suspected Data List								
NO.	Freq. [MHz]	Reading [dBµV]	Factor [dB]	Level [dBµV/m]	Limit [dBµV/m]	Margin [dB]	Detector	Polarity
1	2483.50	58.43	-9.60	48.83	74.00	25.17	PK	Vertical
2	2484.28	58.19	-9.60	48.59	74.00	25.41	PK	Vertical

Note: 1. Level = Reading + Factor.  
 2. If Peak Result complies with AV limit, AV Result is deemed to comply with AV limit.  
 3. Test setup: RBW: 1 MHz, VBW: 3 MHz, Sweep time: auto.

## 13. Power Line Conducted Emission

### 13.1. Block diagram of test setup



### 13.2. Power line conducted emission limits

Frequency	Quasi-Peak Level dB( $\mu$ V)	Average Level dB( $\mu$ V)
150 kHz ~ 500 kHz	66 ~ 56*	56 ~ 46*
500 kHz ~ 5 MHz	56	46
5 MHz ~ 30 MHz	60	50

Note 1: \* Decreasing linearly with logarithm of frequency.

Note 2: The lower limit shall apply at the transition frequencies.

### 13.3. Test procedure

The EUT and Support equipment, if needed, were put placed on a non-metallic table, 80cm above the ground plane.

Configuration EUT to simulate typical usage as described in clause 2.4 and test equipment as described in clause 10.2 of this report.

All I/O cables were positioned to simulate typical actual usage as per ANSI C63.10.

All support equipment power received from a second LISN.

Emissions were measured on each current carrying line of the EUT using an EMI Test Receiver connected to the LISN powering the EUT.

The Receiver scanned from 150 kHz to 30 MHz for emissions in each of the test modes.

During the above scans, the emissions were maximized by cable manipulation.

The test mode(s) described in clause 2.4 were scanned during the preliminary test.

After the preliminary scan, we found the test mode producing the highest emission level.

The EUT configuration and worse cable configuration of the above highest emission levels were recorded for reference of the final test.

EUT and support equipment were set up on the test bench as per the configuration with highest emission level in the preliminary test.

A scan was taken on both power lines, Neutral and Line, recording at least the six highest emissions.

Emission frequency and amplitude were recorded into a computer in which correction factors were used to calculate the emission level and compare reading to the applicable limit.

The test data of the worst-case condition(s) was recorded.

The bandwidth of test receiver is set at 9 kHz.

#### **13.4. Test result**

##### **Pass. (See below detailed test result)**

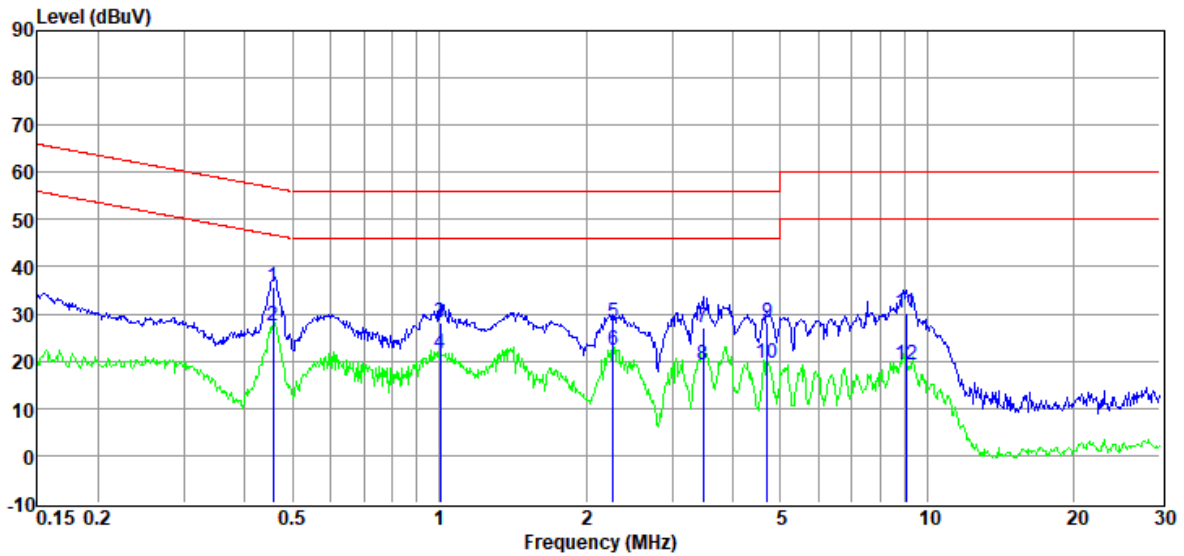
Note1: All emissions not reported below are too low against the prescribed limits.

Note2: "----" means Peak detection; "----" means Average detection.

Note3: Pre-test AC conducted emission at both voltage AC 120V/60Hz and AC 240V/50Hz, recorded worse case.

# TR-4-E-010 Conducted Emission Test Result

**Test Site** : DDT 1# Shield Room D:\2022 CE report date\Q22082001-2E\FCC.EM6  
**Test Date** : 2022-09-14 **Tested By** : James Gan  
**EUT** : Wireless Headset **Model Number** : Play Gaming Wireless Headset  
**Power Supply** : AC 120V/60Hz **Test Mode** : TX mode  
**Condition** : TEMP:23.8°C, RH:62.0%, BP:101.2kPa **LISN** : 2021 1# ENV216/NEUTRAL  
**Memo** : BT



Item (Mark)	Freq. (MHz)	Read Level (dBuV)	LISN Factor (dB)	Cable Loss (dB)	Pulse Limiter Factor (dB)	Result Level (dBuV)	Limit Line (dBuV)	Over Limit (dB)	Detector	Phase
1	0.46	16.13	9.53	0.02	9.91	35.59	56.76	-21.17	QP	NEUTRAL
2	0.46	8.14	9.53	0.02	9.91	27.60	46.76	-19.16	Average	NEUTRAL
3	1.01	8.63	9.70	0.03	9.89	28.25	56.00	-27.75	QP	NEUTRAL
4	1.01	1.99	9.70	0.03	9.89	21.61	46.00	-24.39	Average	NEUTRAL
5	2.27	8.69	9.64	0.05	9.90	28.28	56.00	-27.72	QP	NEUTRAL
6	2.27	2.73	9.64	0.05	9.90	22.32	46.00	-23.68	Average	NEUTRAL
7	3.47	7.43	9.76	0.05	9.91	27.15	56.00	-28.85	QP	NEUTRAL
8	3.47	-0.47	9.76	0.05	9.91	19.25	46.00	-26.75	Average	NEUTRAL
9	4.70	8.27	9.74	0.06	9.93	28.00	56.00	-28.00	QP	NEUTRAL
10	4.70	-0.22	9.74	0.06	9.93	19.51	46.00	-26.49	Average	NEUTRAL
11	9.06	10.39	9.74	0.10	9.94	30.17	60.00	-29.83	QP	NEUTRAL
12	9.06	-0.43	9.74	0.10	9.94	19.35	50.00	-30.65	Average	NEUTRAL

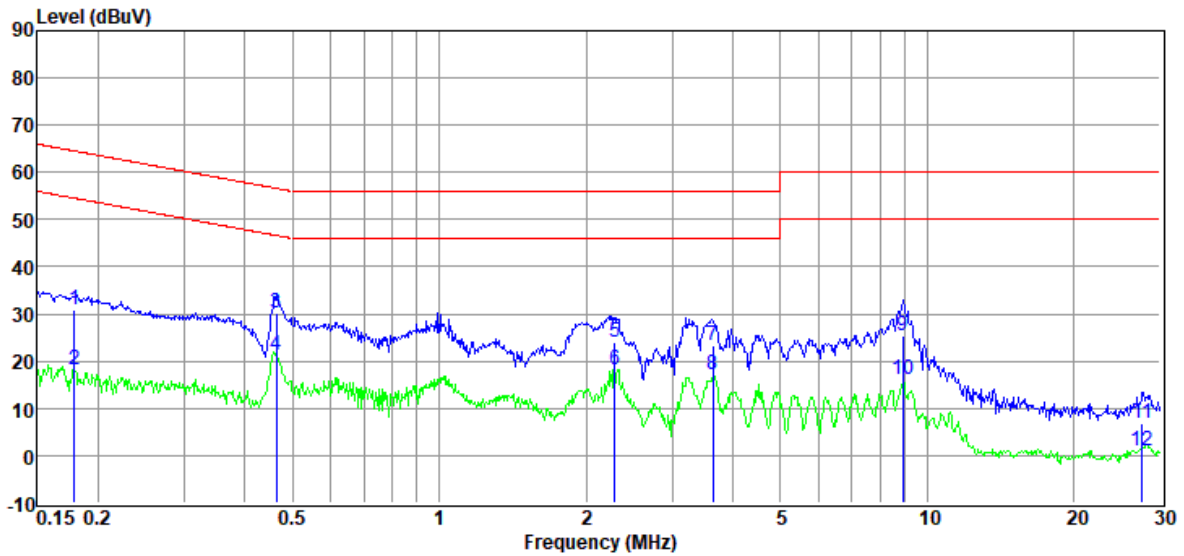
**Note:**

1. Result Level = Read Level + LISN Factor + Pulse Limiter Factor + Cable loss.
2. If QP Result complies with AV limit, AV Result is deemed to comply with AV limit.
3. Test setup: RBW: 200 Hz (9 kHz—150 kHz), 9 kHz (150 kHz—30 MHz).
4. Step size: 80Hz (0.009MHz-0.15MHz), 4 kHz (0.15MHz-30MHz), Scan time: auto.



# TR-4-E-010 Conducted Emission Test Result

**Test Site** : DDT 1# Shield Room D:\2022 CE report date\Q22082001-2E\FCC.EM6  
**Test Date** : 2022-09-14 **Tested By** : James Gan  
**EUT** : Wireless Headset **Model Number** : Play Gaming Wireless Headset  
**Power Supply** : AC 120V/60Hz **Test Mode** : TX mode  
**Condition** : TEMP:23.8°C, RH:62.0%, BP:101.2kPa **LISN** : 2021 1# ENV216/LINE  
**Memo** : BT



Item (Mark)	Freq. (MHz)	Read Level (dBμV)	LISN Factor (dB)	Cable Loss (dB)	Pulse Limiter Factor (dB)	Result Level (dBμV)	Limit Line (dBμV)	Over Limit (dB)	Detector	Phase
1	0.18	11.16	9.72	0.01	9.92	30.81	64.55	-33.74	QP	LINE
2	0.18	-1.38	9.72	0.01	9.92	18.27	54.55	-36.28	Average	LINE
3	0.46	10.65	9.62	0.02	9.91	30.20	56.63	-26.43	QP	LINE
4	0.46	1.65	9.62	0.02	9.91	21.20	46.63	-25.43	Average	LINE
5	2.29	4.54	9.52	0.05	9.90	24.01	56.00	-31.99	QP	LINE
6	2.29	-1.32	9.52	0.05	9.90	18.15	46.00	-27.85	Average	LINE
7	3.64	3.67	9.59	0.05	9.92	23.23	56.00	-32.77	QP	LINE
8	3.64	-2.57	9.59	0.05	9.92	16.99	46.00	-29.01	Average	LINE
9	8.92	5.98	9.50	0.10	9.94	25.52	60.00	-34.48	QP	LINE
10	8.92	-3.52	9.50	0.10	9.94	16.02	50.00	-33.98	Average	LINE
11	27.56	-13.11	9.68	0.20	9.99	6.76	60.00	-53.24	QP	LINE
12	27.56	-18.83	9.68	0.20	9.99	1.04	50.00	-48.96	Average	LINE

**Note:**

1. Result Level = Read Level + LISN Factor + Pulse Limiter Factor + Cable loss.
2. If QP Result complies with AV limit, AV Result is deemed to comply with AV limit.
3. Test setup: RBW: 200 Hz (9 kHz—150 kHz), 9 kHz (150 kHz—30 MHz).
4. Step size: 80Hz (0.009MHz-0.15MHz), 4 kHz (0.15MHz-30MHz), Scan time: auto.

## 14. Antenna Requirements

### 14.1. Limit

For intentional device, according to FCC 47 CFR Section 15.203, an intentional radiator shall be designed to ensure that no antenna other than that furnished by the responsible party shall be used with the device. And according to FCC 47 CFR Section 15.247 (b), if transmitting antennas of directional gain greater than 6 dBi are used, the power shall be reduced by the amount in dB that the directional gain of the antenna exceeds 6 dBi.

### 14.2. Result

The product is that no antenna other than that furnished by the responsible party shall be used with the device, the maximum peak gain of the transmit antenna is 4.28 dBi.