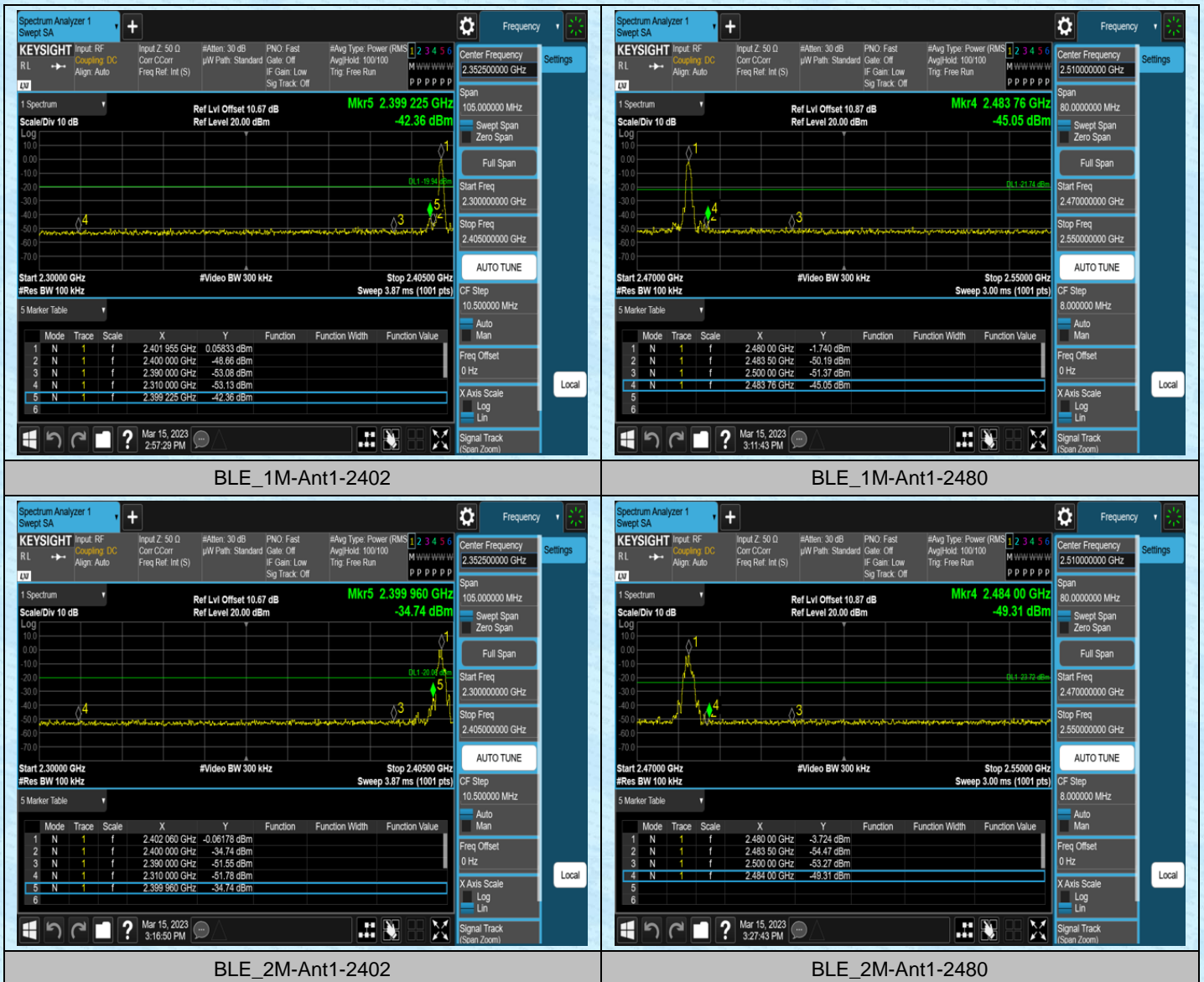


Appendix E: Band edge measurements

Test Result

TestMode	Antenna	ChName	Frequency[MHz]	RefLevel[dBm]	Result[dBm]	Limit[dBm]	Verdict
BLE_1M	Ant1	Low	2402	0.06	-42.36	≤-19.94	PASS
BLE_1M	Ant1	High	2480	-1.74	-45.05	≤-21.74	PASS
BLE_2M	Ant1	Low	2402	-0.06	-34.74	≤-20.06	PASS
BLE_2M	Ant1	High	2480	-3.72	-49.31	≤-23.72	PASS

Test Graphs



AppendixF:Conducted Spurious Emission

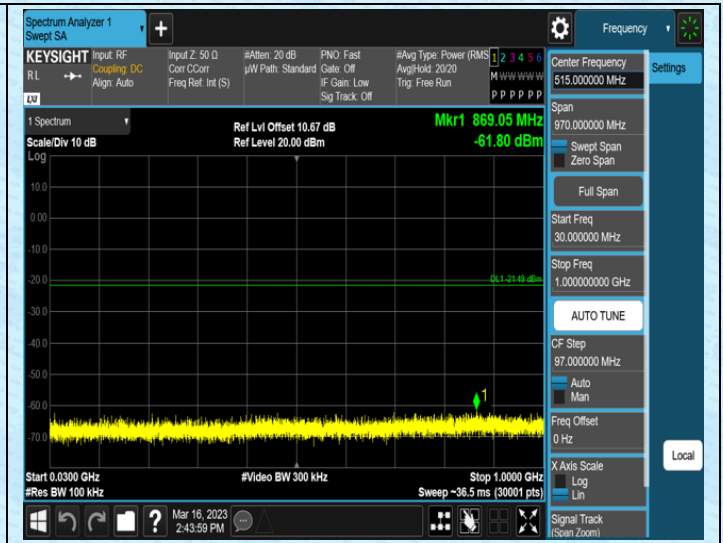
Test Result

TestMode	Antenna	Frequency[MHz]	FreqRange [MHz]	RefLevel [dBm]	Result[dBm]	Limit[dBm]	Verdict
BLE_1M	Ant1	2402	0~Reference	-1.49	-1.49	---	PASS
BLE_1M	Ant1	2402	30~1000	-1.49	-61.8	≤-21.49	PASS
BLE_1M	Ant1	2402	1000~26500	-1.49	-47.55	≤-21.49	PASS
BLE_1M	Ant1	2440	0~Reference	-1.46	-1.46	---	PASS
BLE_1M	Ant1	2440	30~1000	-1.46	-61	≤-21.46	PASS
BLE_1M	Ant1	2440	1000~26500	-1.46	-48.23	≤-21.46	PASS
BLE_1M	Ant1	2480	0~Reference	-1.29	-1.29	---	PASS
BLE_1M	Ant1	2480	30~1000	-1.29	-61.41	≤-21.29	PASS
BLE_1M	Ant1	2480	1000~26500	-1.29	-48.02	≤-21.29	PASS
BLE_2M	Ant1	2402	0~Reference	-1.25	-1.25	---	PASS
BLE_2M	Ant1	2402	30~1000	-1.25	-61.55	≤-21.25	PASS
BLE_2M	Ant1	2402	1000~26500	-1.25	-48.21	≤-21.25	PASS
BLE_2M	Ant1	2440	0~Reference	-3.19	-3.19	---	PASS
BLE_2M	Ant1	2440	30~1000	-3.19	-61.51	≤-23.19	PASS
BLE_2M	Ant1	2440	1000~26500	-3.19	-49.66	≤-23.19	PASS
BLE_2M	Ant1	2480	0~Reference	-1.95	-1.95	---	PASS
BLE_2M	Ant1	2480	30~1000	-1.95	-60.71	≤-21.95	PASS
BLE_2M	Ant1	2480	1000~26500	-1.95	-48.27	≤-21.95	PASS

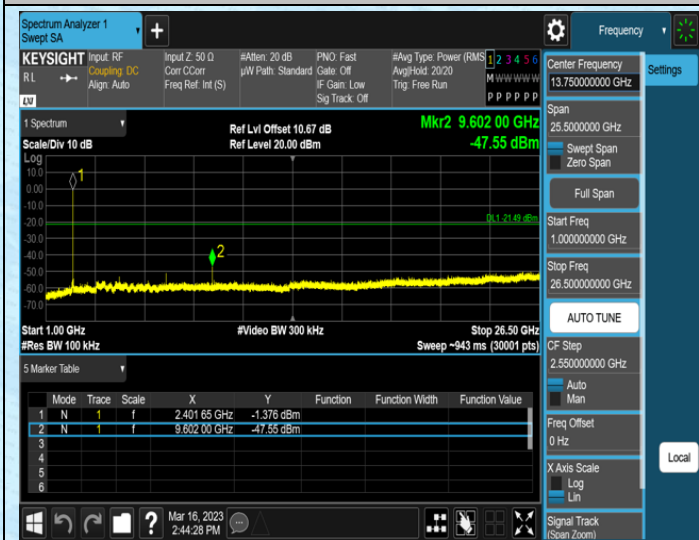
Test Graphs



BLE_1M-Ant1-2402-0~Reference



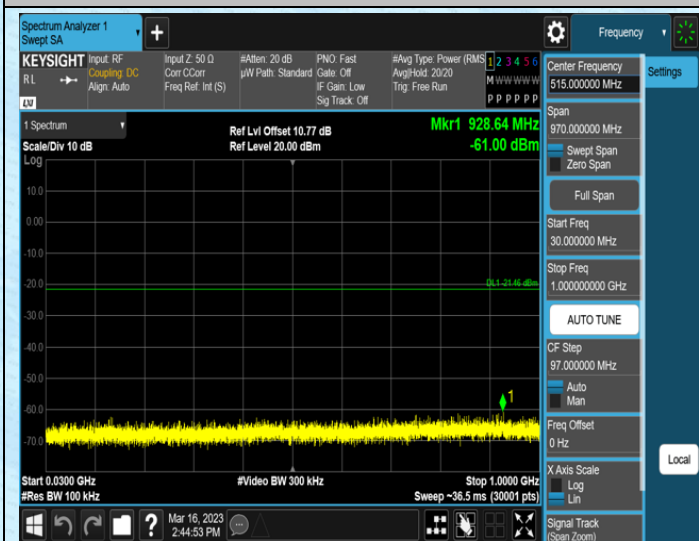
BLE_1M-Ant1-2402-30~1000



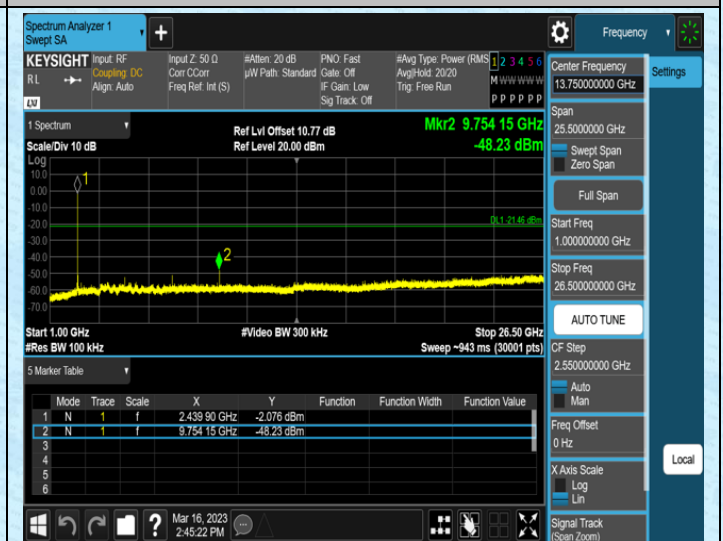
BLE_1M-Ant1-2402-1000~26500



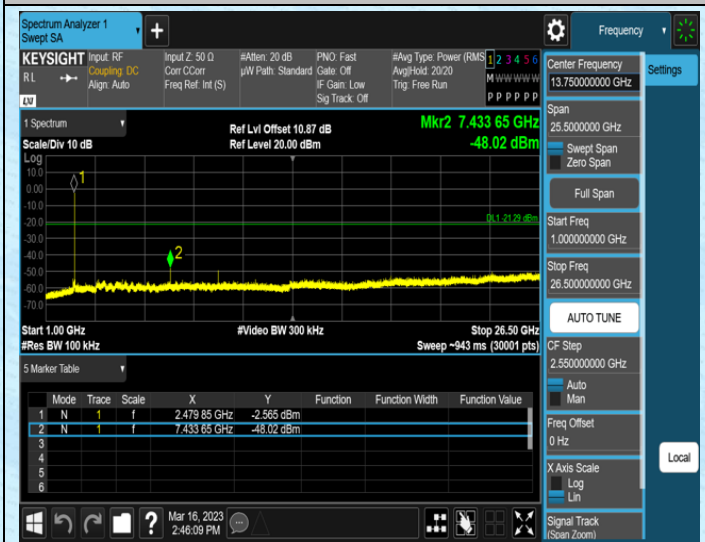
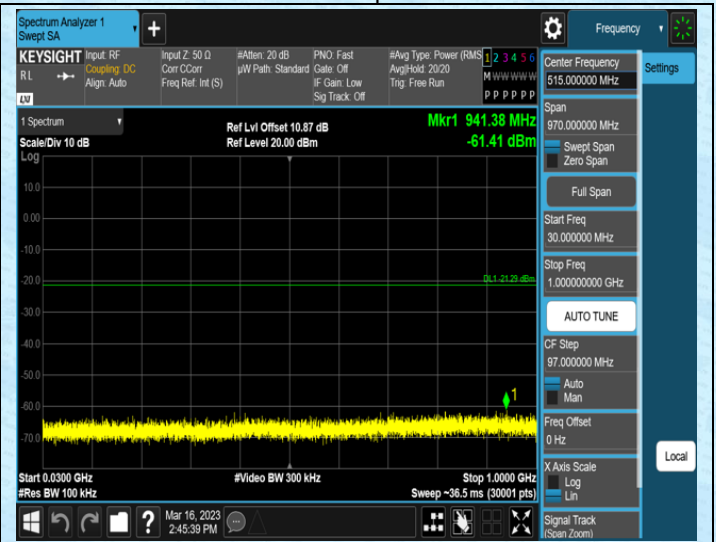
BLE_1M-Ant1-2440-0~Reference

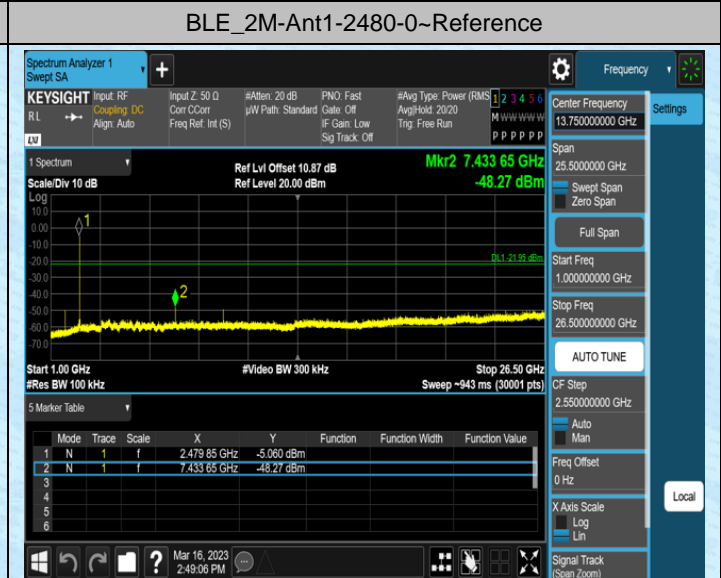
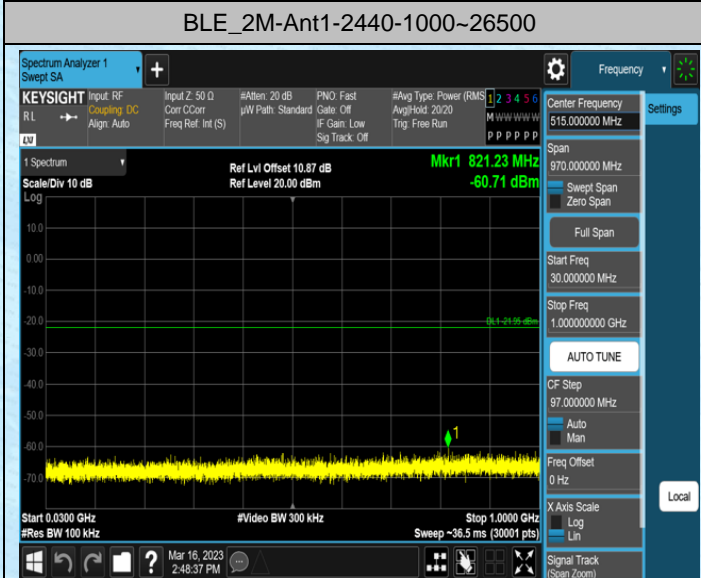
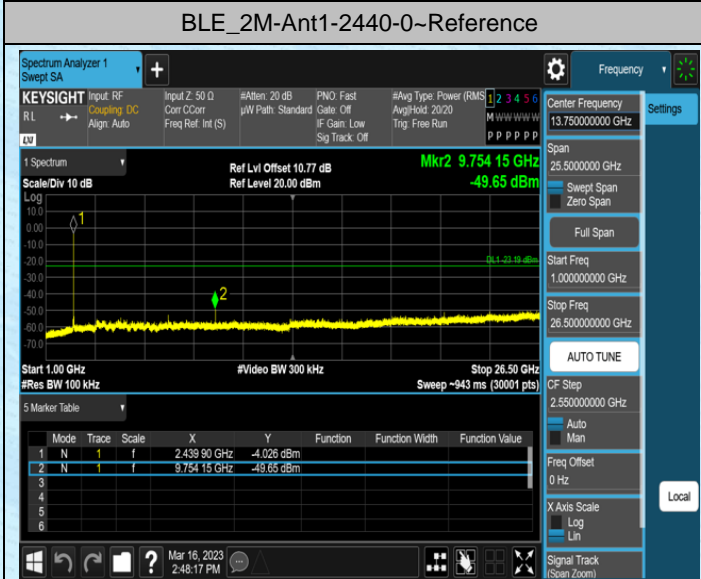
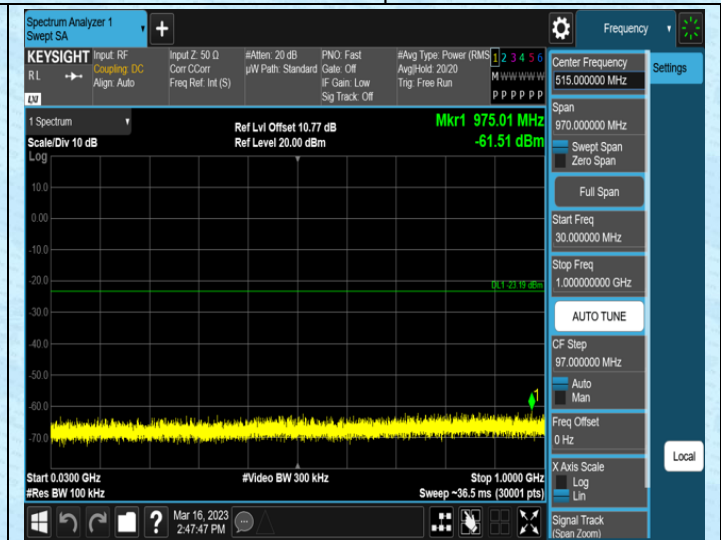


BLE_1M-Ant1-2440-30~1000



BLE_1M-Ant1-2440-1000~26500



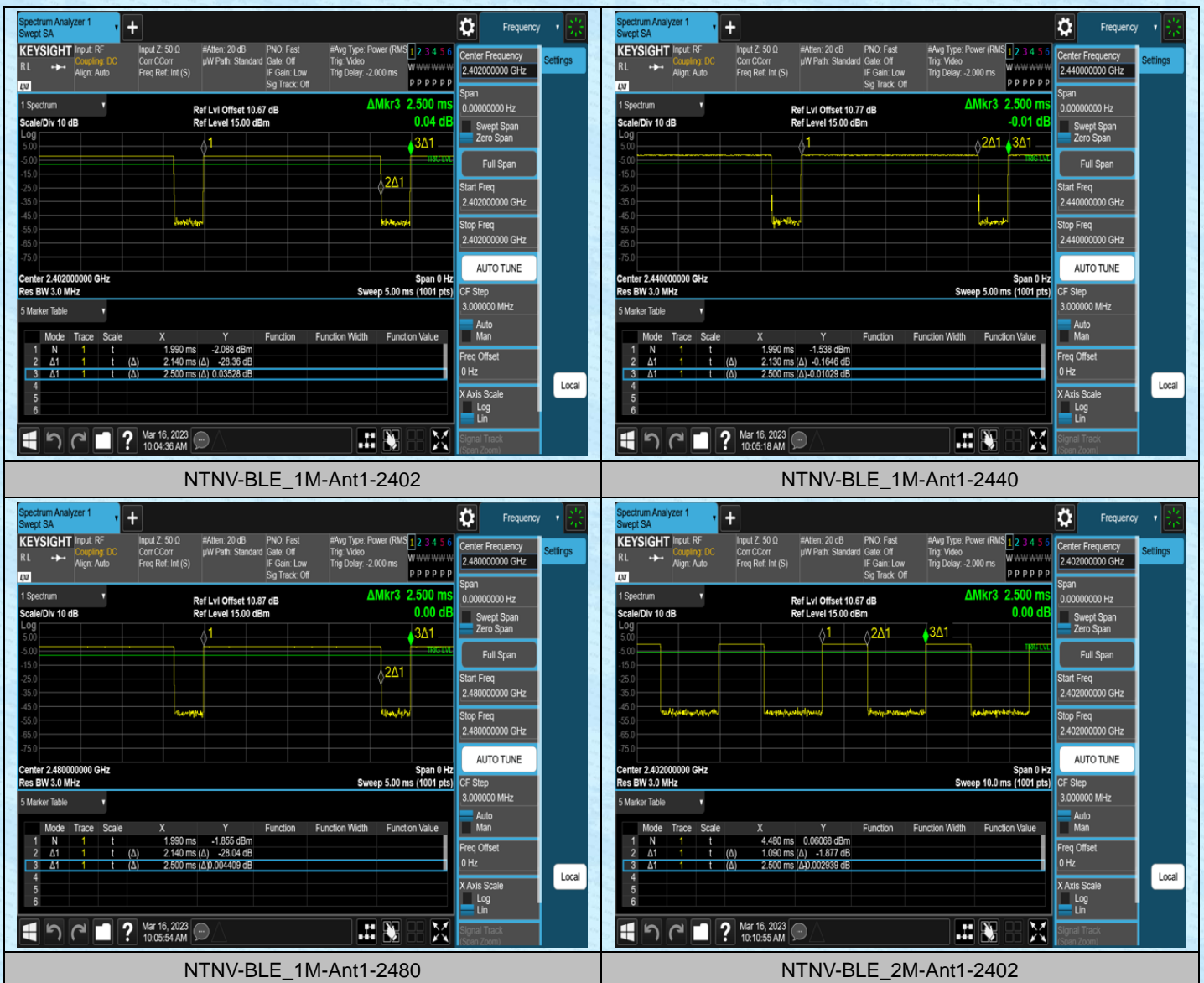


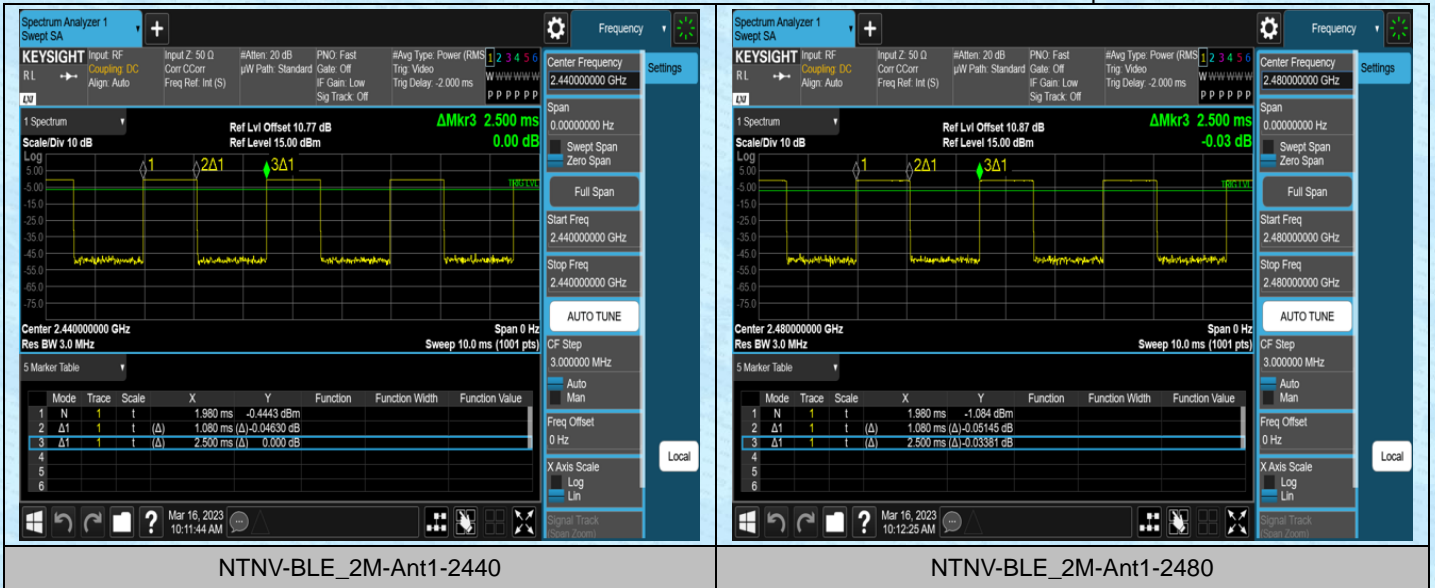
AppendixG: Duty Cycle

Test Result

TestMode	Antenna	Frequency[MHz]	ON Time [ms]	Period [ms]	Duty Cycle [%]	Duty Cycle Factor[dB]
BLE_1M	Ant1	2402	2.14	2.50	85.60	0.68
BLE_1M	Ant1	2440	2.13	2.50	85.20	0.70
BLE_1M	Ant1	2480	2.14	2.50	85.60	0.68
BLE_2M	Ant1	2402	1.09	2.50	43.60	3.61
BLE_2M	Ant1	2440	1.08	2.50	43.20	3.65
BLE_2M	Ant1	2480	1.08	2.50	43.20	3.65

Test Graphs





-----End-----