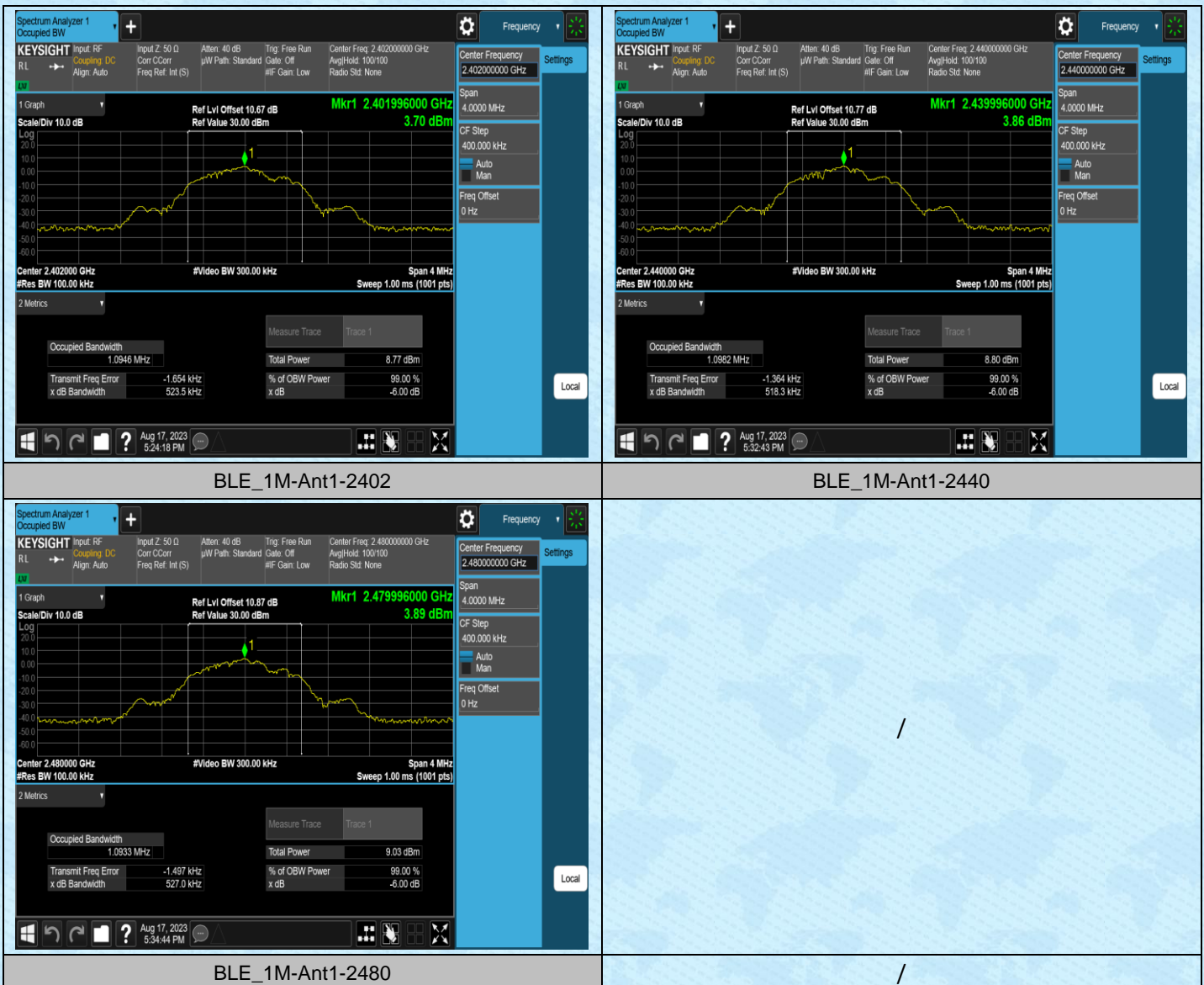


AppendixA: DTS Bandwidth

Test Result

Test Mode	Antenna	Frequency[MHz]	DTS BW [MHz]	Limit[MHz]	Verdict
BLE_1M	Ant1	2402	0.5235	0.5	PASS
BLE_1M	Ant1	2440	0.5183	0.5	PASS
BLE_1M	Ant1	2480	0.5270	0.5	PASS

Test Graphs

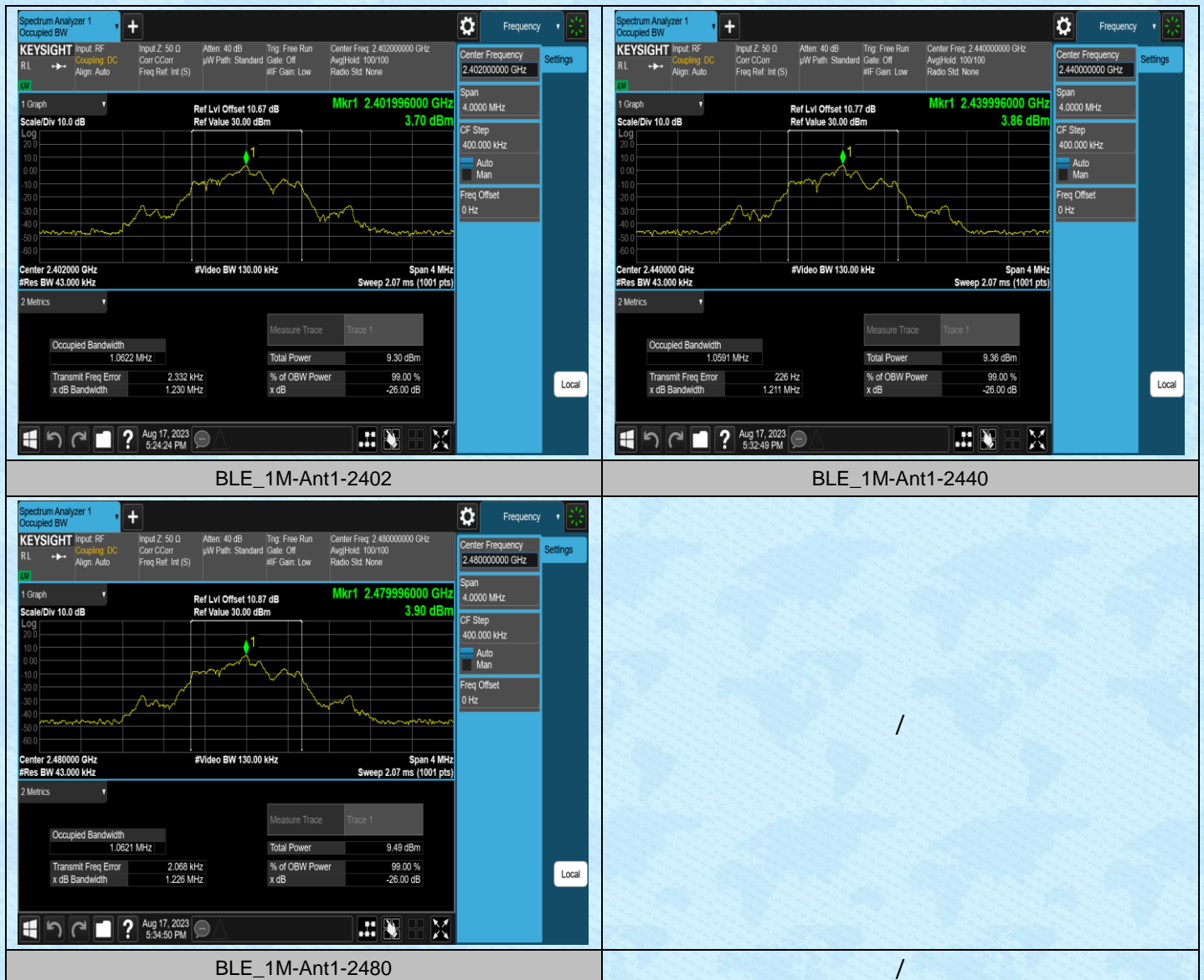


AppendixB: Occupied Channel Bandwidth

Test Result

Test Mode	Antenna	Frequency[MHz]	OCB [MHz]	FL[MHz]	FH[MHz]
BLE_1M	Ant1	2402	1.0622	2401.4712	2402.5334
BLE_1M	Ant1	2440	1.0591	2439.4707	2440.5298
BLE_1M	Ant1	2480	1.0621	2479.4710	2480.5331

Test Graphs

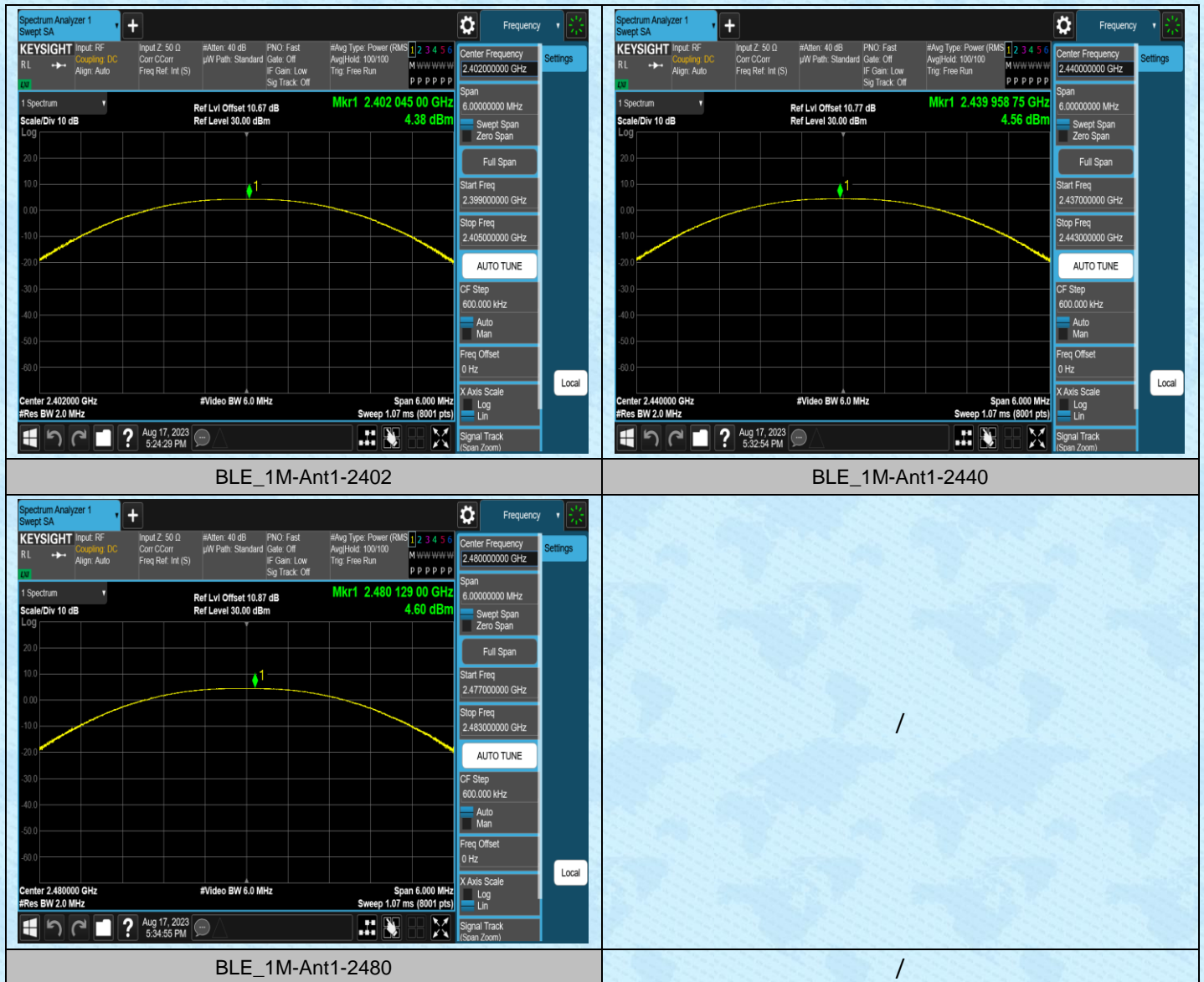


AppendixC: Maximum conducted output power

Test Result Peak

Test Mode	Antenna	Frequency[MHz]	Conducted Peak Power[dBm]	Conducted Limit[dBm]	EIRP[dBm]	EIRP Limit[dBm]	Verdict
BLE_1M	Ant1	2402	4.38	≤30	6.71	≤36	PASS
BLE_1M	Ant1	2440	4.56	≤30	6.89	≤36	PASS
BLE_1M	Ant1	2480	4.60	≤30	6.93	≤36	PASS

Test Graphs Peak

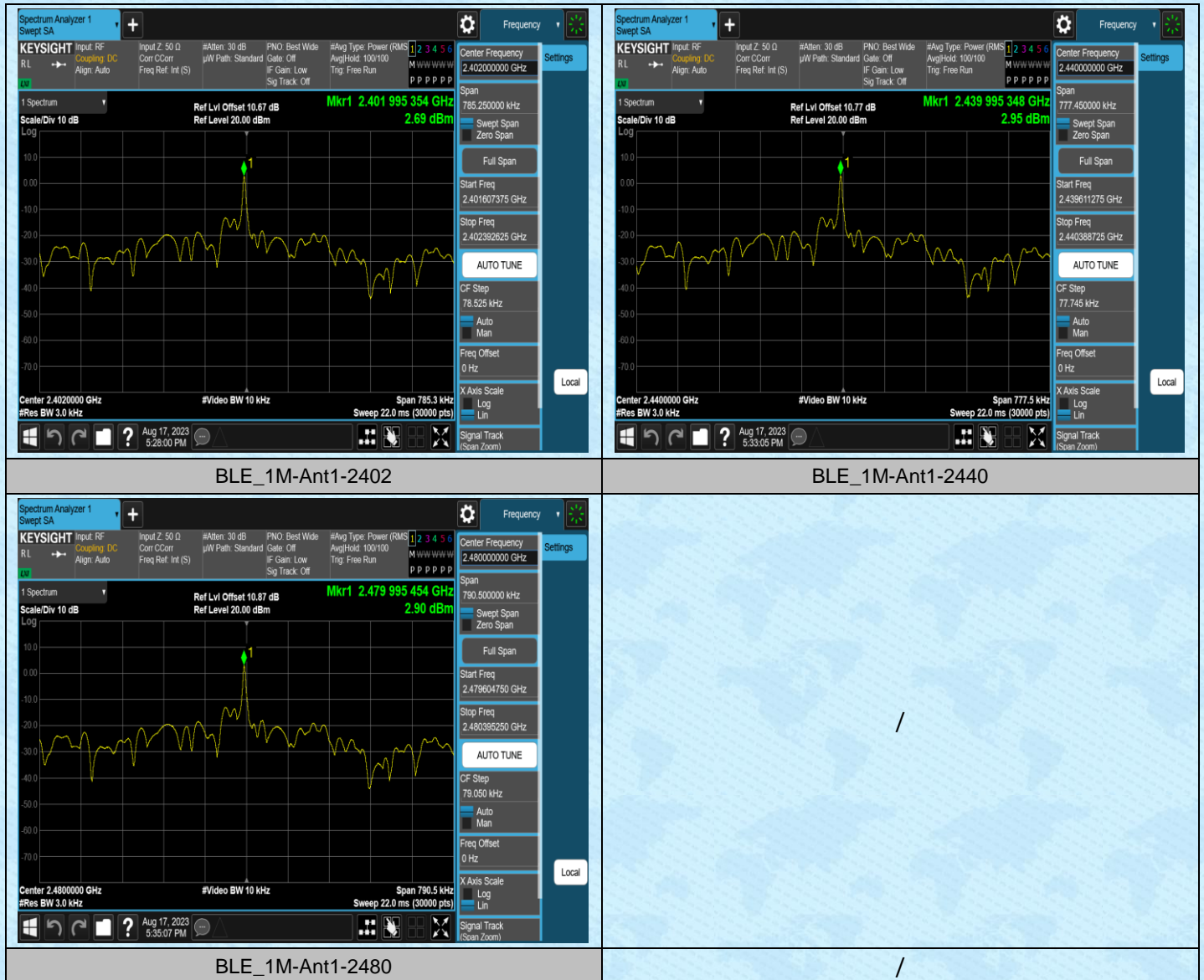


AppendixD: Maximum power spectral density

Test Result

Test Mode	Antenna	Frequency[MHz]	Result[dBm/3kHz]	Limit[dBm/3kHz]	Verdict
BLE_1M	Ant1	2402	2.69	≤8.00	PASS
BLE_1M	Ant1	2440	2.95	≤8.00	PASS
BLE_1M	Ant1	2480	2.90	≤8.00	PASS

Test Graphs

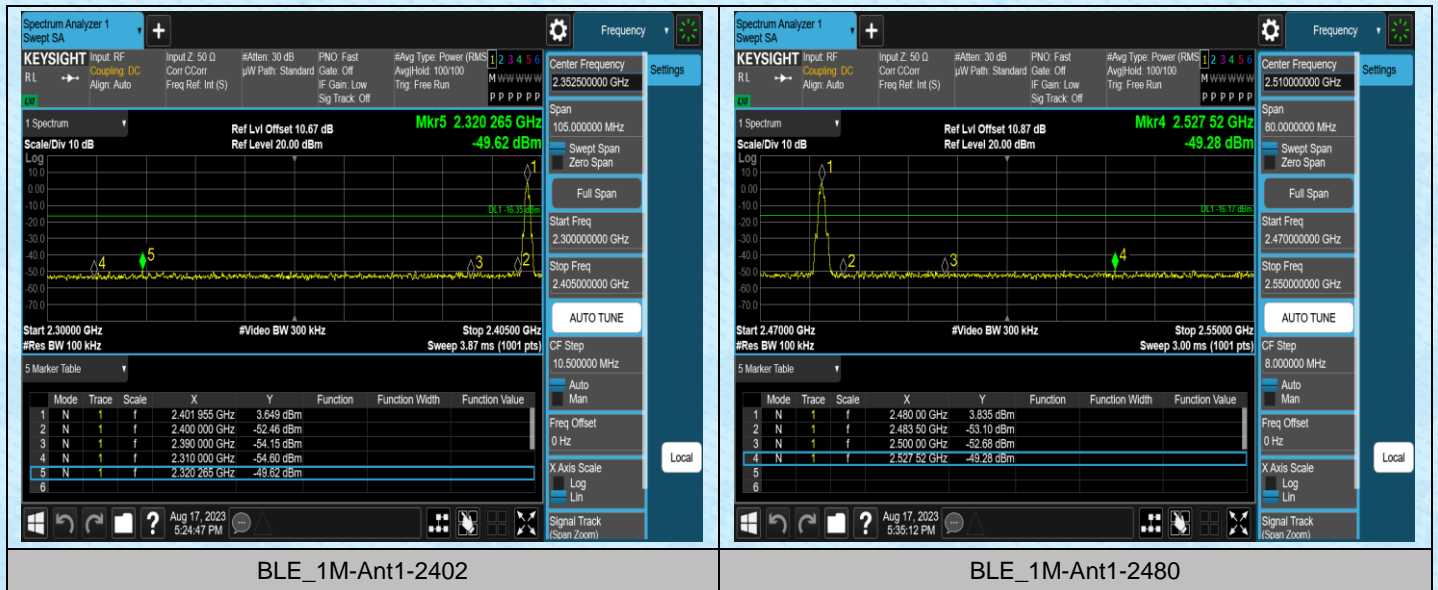


AppendixE:Band edge measurements

Test Result

Test Mode	Antenna	ChName	Frequency[MHz]	RefLevel[dBm]	Result[dBm]	Limit[dBm]	Verdict
BLE_1M	Ant1	Low	2402	3.65	-49.62	≤-16.35	PASS
BLE_1M	Ant1	High	2480	3.84	-49.28	≤-16.17	PASS

Test Graphs



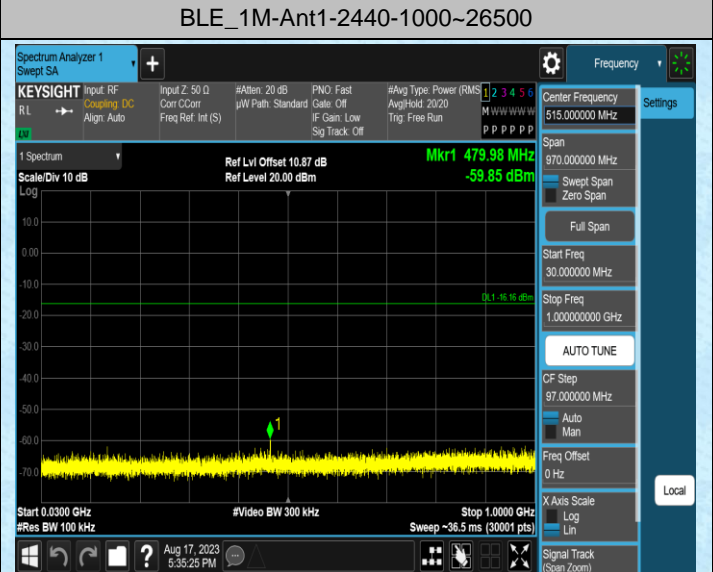
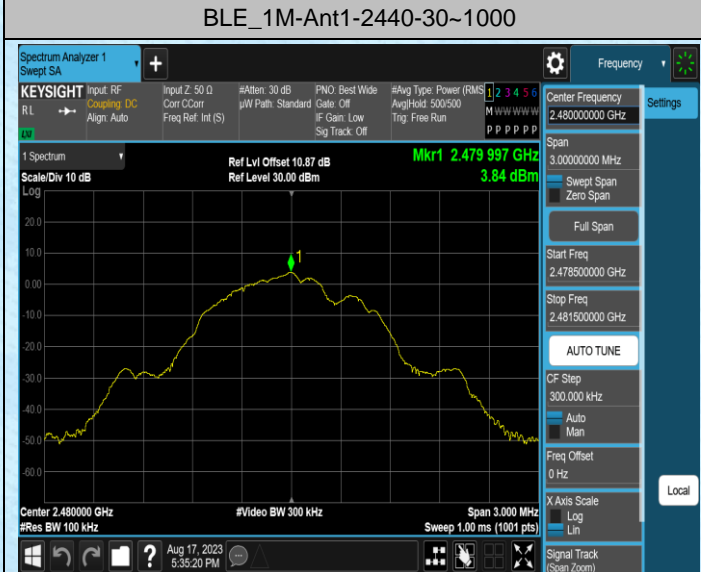
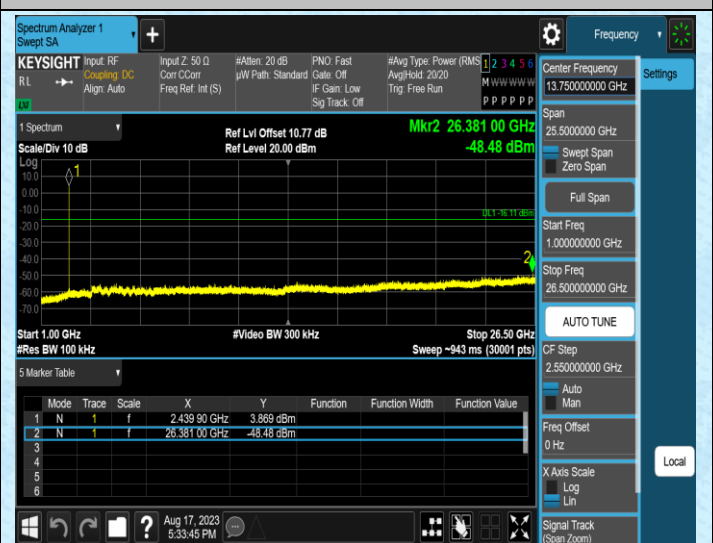
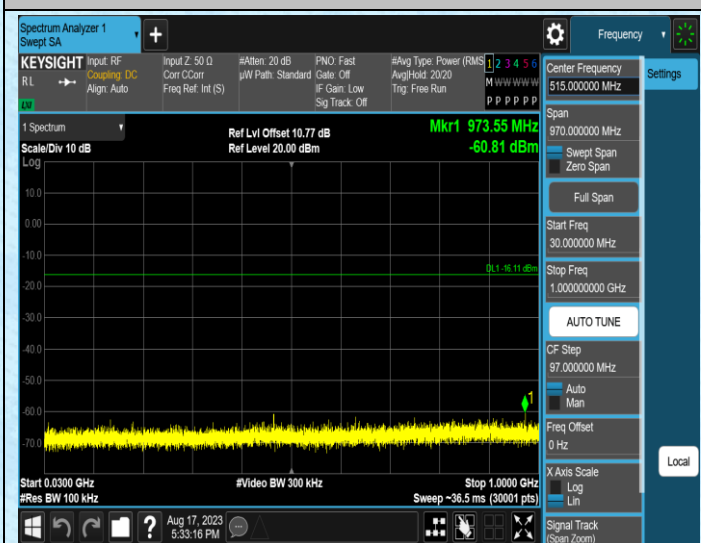
Appendix F: Conducted Spurious Emission

Test Result

Test Mode	Antenna	Frequency [MHz]	FreqRange [MHz]	RefLevel [dBm]	Result [dBm]	Limit [dBm]	Verdict
BLE_1M	Ant1	2402	0~Reference	3.64	3.64	---	PASS
BLE_1M	Ant1	2402	30~1000	3.64	-60.33	≤-16.36	PASS
BLE_1M	Ant1	2402	1000~26500	3.64	-49.69	≤-16.36	PASS
BLE_1M	Ant1	2440	0~Reference	3.89	3.89	---	PASS
BLE_1M	Ant1	2440	30~1000	3.89	-60.81	≤-16.11	PASS
BLE_1M	Ant1	2440	1000~26500	3.89	-48.48	≤-16.11	PASS
BLE_1M	Ant1	2480	0~Reference	3.84	3.84	---	PASS
BLE_1M	Ant1	2480	30~1000	3.84	-59.85	≤-16.16	PASS
BLE_1M	Ant1	2480	1000~26500	3.84	-50.01	≤-16.16	PASS

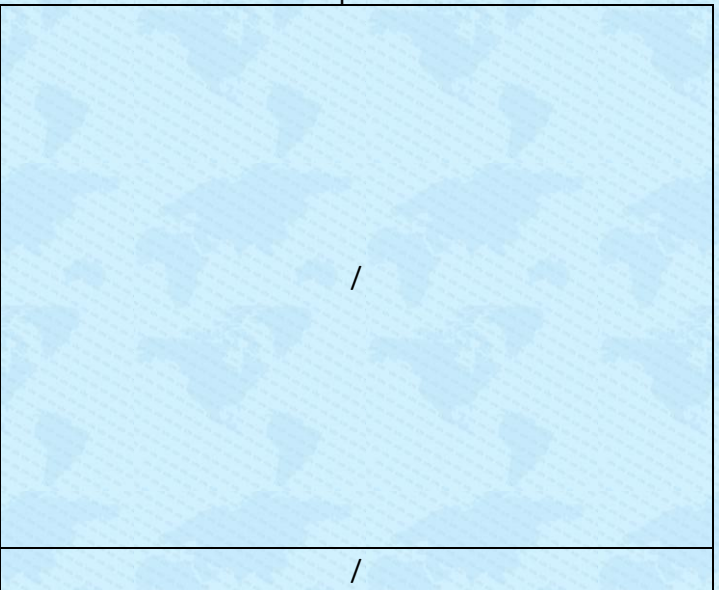
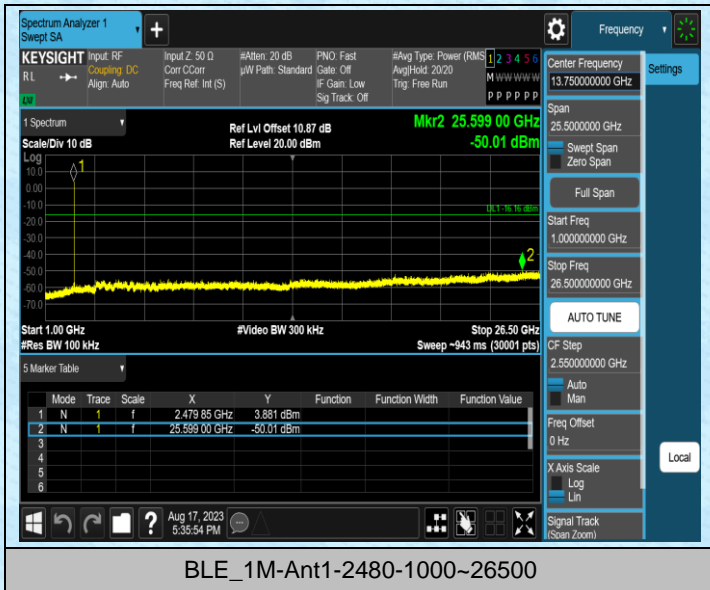
Test Graphs





BLE_1M-Ant1-2480-0~Reference

BLE_1M-Ant1-2480-30~1000

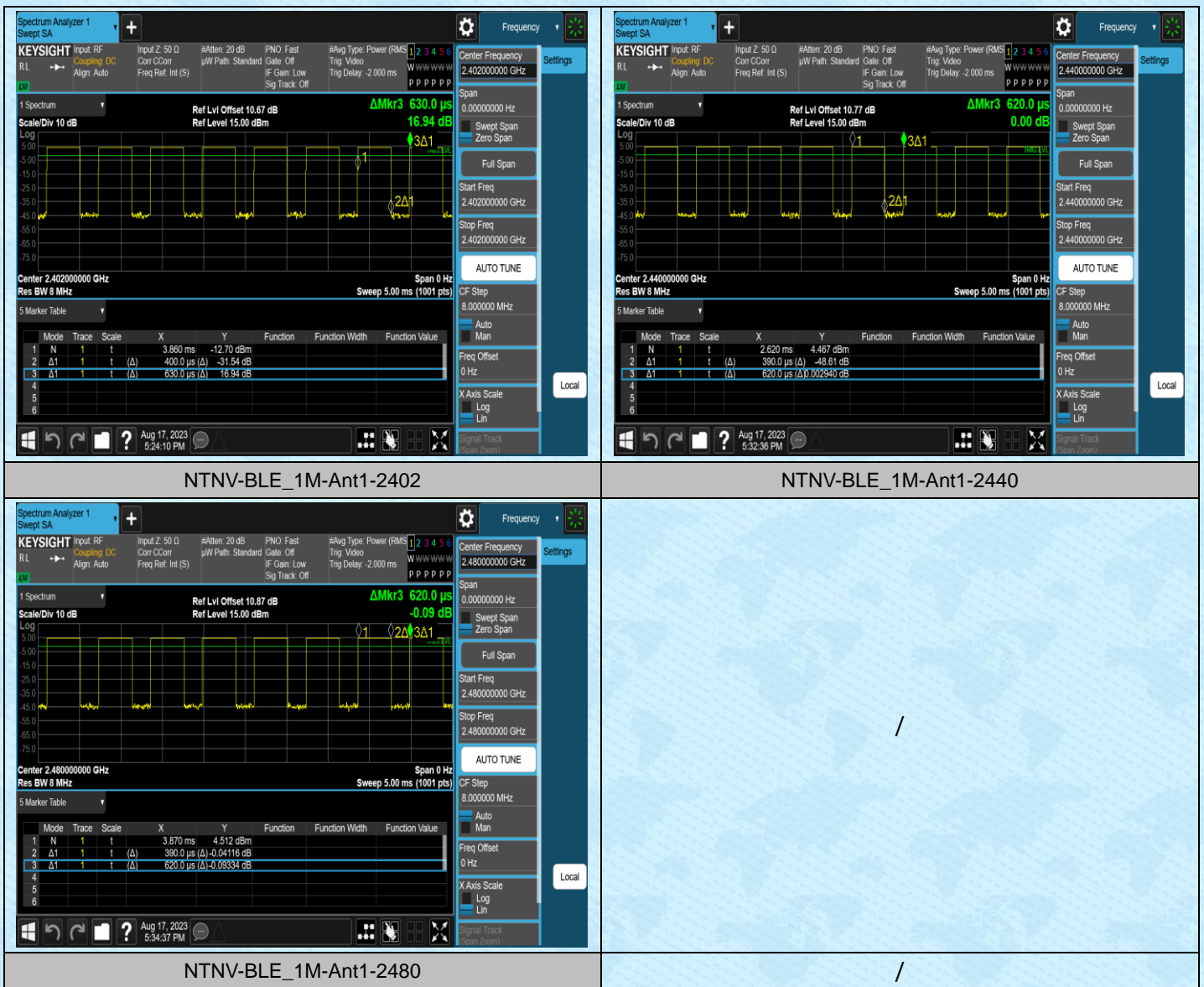


AppendixG: Duty Cycle

Test Result

Test Mode	Antenna	Frequency[MHz]	ON Time [ms]	Period [ms]	Duty Cycle [%]	Duty Cycle Factor[dB]
BLE_1M	Ant1	2402	0.40	0.63	63.49	1.97
BLE_1M	Ant1	2440	0.39	0.62	62.90	2.01
BLE_1M	Ant1	2480	0.39	0.62	62.90	2.01

Test Graphs



-----End-----