

Please read the instructions carefully before using the speaker
Please Keep this manual for future access problems

Open the box

Please make sure the following accessories are safe

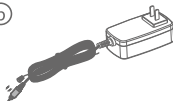
- a. a bluetooth speaker
- b. a power adapter
- c. a user manual
- d. a 3.5mm audio cable

a



bluetooth speaker

b



power adapter

c



user manual

d



external audio cable

FUNCTIONS

Built-in Bluetooth
Built Efficacy
USB recharging for phone
3.5MM line output jack
Power Output: 16W
(Optional Built-in Rechargeable Lithium Battery)

Technical parameters

Power Output: RMS16W
Speaker full range unit: 2"x2
With bass passive in side
S/N: $\geq 60\text{dB}$
THD $<0.1\%$
Separation: $\geq 45\text{dB}$
SIZE: 44X256x142mm
Frequency response: 60Hz-20KHz
With Bluetooth Version: CSR4.0

OPERATION

I.Button operation :

- ⏻ long press for power on/off, short press for play/pause
- ⌘ Bluetooth button,short press for AUX-BLUETOOTH choose
- In AUX mode,long press to volume down;In bluetooth mode ,short press for next item ,long press to volume down.
- ⏮ In AXU mode,long press to volume up;In bluetooth mode ,short press for prev item ,long press to volume up

II.LED DESCRIPTION

1a Red is always bright in AUX mode.

2a Bluetooth indicator light

When changing to bluetooth mode

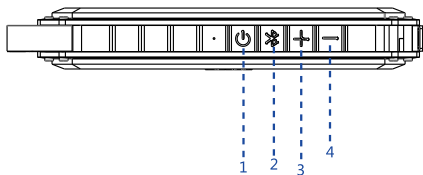
A when searching, fast twinkle blue light is showing bluetooth into the search status ;

After a successful connection ,blue light is always bright.

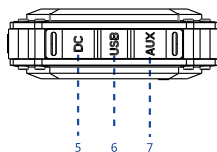
B In bluetooth play status ,blue light is always bright.

Mode	Status	Light
Aux	play,	red (always bright)
Bluetooth	waiting for pairing	blue(fast blink)
	play	blue (always bright)

Product Operation Introduction



- 1.On/Off
- 2.BT/AUX Choose
- 3.Press short:prev
press long :volume +
- 4.Press short:next
press long :volume -



- 5. DC power input
- 6. Power Bank
- 7. AUX signal input

AVOIDING WATER

The product should not be subjected to water or water splashing, should not be placed in some objects such as vases filled with liquid. Keep the product away from vases, buckets, wash bowls. If the liquid poured into the product,

HIGH TEMPERATURE OR HUMIDITY

Do not use the product which be placed in high temperature environment (such as an ignition source, oven or similar environment)
Do not use the product which be placed in very humid or steam filled environment
When you move the product from a cold environment to a hot environment, if the product interior already with moisture, will not work. At this time, turn on the power to wait for about an hour, it can work normally after all moisture evaporation.

Attention : Our company retained the power that change the design and specifications for improve the product.

Please kindly understand that we will not notice in further.

FCC WARNING STATEMENT

Changes or modifications not expressly approved by the party responsible for compliance could void the user's authority to operate the equipment.

This equipment has been tested and found to comply with the limits for a Class B digital device, pursuant to Part 15 of the FCC Rules. These limits are designed to provide reasonable protection against harmful interference in a residential installation. This equipment generates uses and can radiate radio frequency energy and, if not installed and used in accordance with the instructions, may cause harmful interference to radio communications. However, there is no guarantee that interference will not occur in a particular installation. If this equipment does cause harmful interference to radio or television reception, which can be determined by turning the equipment off and on, the user is encouraged to try to correct the interference by one or more of the following measures:

- Reorient or relocate the receiving antenna.
- Increase the separation between the equipment and receiver.
- Connect the equipment into an outlet on a circuit different from that to which the receiver is connected.
- Consult the dealer or an experienced radio/TV technician for help.