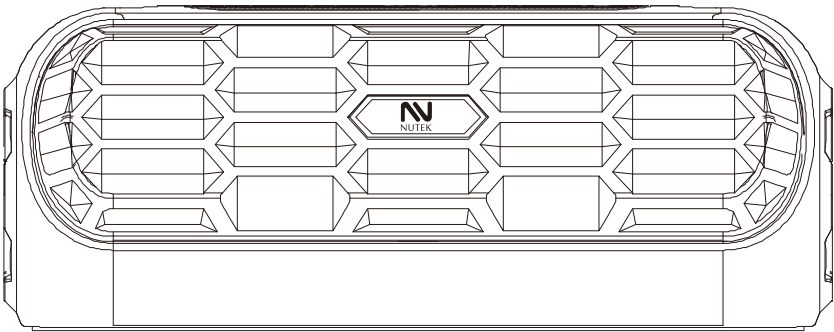




Bluetooth Speaker

Model No.: SOUND BOX

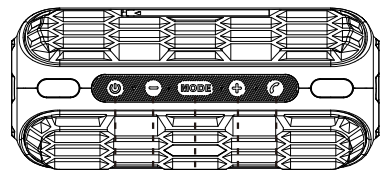
FCC ID: 2AHXM-SOUNDBOX



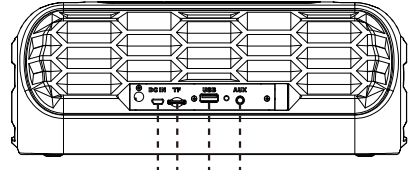
PLEASE READ THE USER MANUAL CAREFULLY BEFORE USING .

SPECIFICATIONS

- | | |
|--|---|
| 1. Power Output : 2*8Watts RMS | 6. BT Version : BK4.1 |
| 2. Speaker:2*2.75inches,4Ω | 7. Rechargeable Lithium Battery : 7.4V 2* 1800mAh |
| 3. S/N Ratio: ≥65dB | 8. Play time : Up to 4 Hours with 70% Volume |
| 4. Adapter Output : 5V, 2Ah | 9. Charging Time : 5 Hours |
| 5. Function : BT, Hands-Free, Memory Card, Waterproof, AUX IN,FM | |



- 1.Power ON/OFF
2.Previous Song/Volume Down
3.Mode Switch Button
4.Next Song/Volume up
5.Hands-Free



- 6.Charging
7.TF Card
8.USB
9.3.5mm Aux In

Note:

The USB port only charge for external device, can not support USB flash device.

FUNCTIONS

MODE	STATUS	LIGHT
Memory Card	Play	Slow-flashing red light.
	Pause	No-flashing red light.
BT	Waiting for pairing	Fast-flashing blue light.
	Play	No-flashing blue light.
	Pause	Slow-flashing blue light.
AUX	Play/Pause	No-flashing red light.

M:Short press for mode switch.
In BT mode,long press for exit the current connection.
In FM mode,long press for channel search.

Ⓜ :Long press for Power ON/OFF,short press for play/pause.

"-":In the BT mode,short press for previous song.
In the AUX mode,long press for volume down.
In the FM Radio mode,short press for previous channel.

"+":In the BT mode,short press for next song.
In the AUX mode,long press for volume up.
In the FM Radio mode,short press for nex channel.

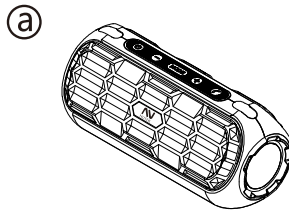
🔊:Short press for pick up.
Long press for hang up.
Double press for redial.

The BL-S6 speaker is named as "BL-S6" under BT mode for searching to be paire with others BT devices.

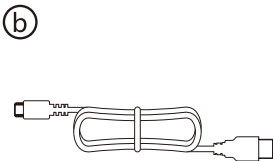
PACKAGE CONTENTS

Please make sure the following accessories are included

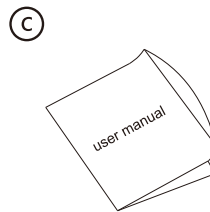
- a. One BT Speaker
c. One Charging Cable
c. One User Manual
d. One 3.5mm Audio Cable



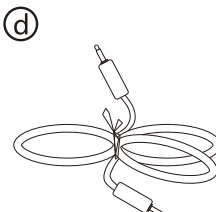
BT Speaker



Charging Cable



User Manual



Audio Cable

CAUTIONS

Do not use the speaker under the high temperature or wet condition to avoid the high risk of causing the life-threatening fire or electric shock.

We reserve the right of final interpretation for the product improvement with advanced design and specifications.

FCC STATEMENT :

This device complies with Part 15 of the FCC Rules. Operation is subject to the following two conditions:

- (1) This device may not cause harmful interference, and
(2) This device must accept any interference received, including interference that may cause undesired operation.

Warning: Changes or modifications not expressly approved by the party responsible for compliance could void the user's authority to operate the equipment.

NOTE: This equipment has been tested and found to comply with the limits for a Class B digital device, pursuant to Part 15 of the FCC Rules. These limits are designed to provide reasonable protection against harmful interference in a residential installation. This equipment generates uses and can radiate radio frequency energy and, if not installed and used in accordance with the instructions, may cause harmful interference to radio communications. However, there is no guarantee that interference will not occur in a particular installation. If this equipment does cause harmful interference to radio or television reception, which can be determined by turning the equipment off and on, the user is encouraged to try to correct the interference by one or more of the following measures:

- Reorient or relocate the receiving antenna.
Increase the separation between the equipment and receiver.
Connect the equipment into an outlet on a circuit different from that to which the receiver is connected.
Consult the dealer or an experienced radio/TV technician for help.

RF warning statement:

The device has been evaluated to meet general RF exposure requirement. The device can be used in portable exposure condition without restriction.