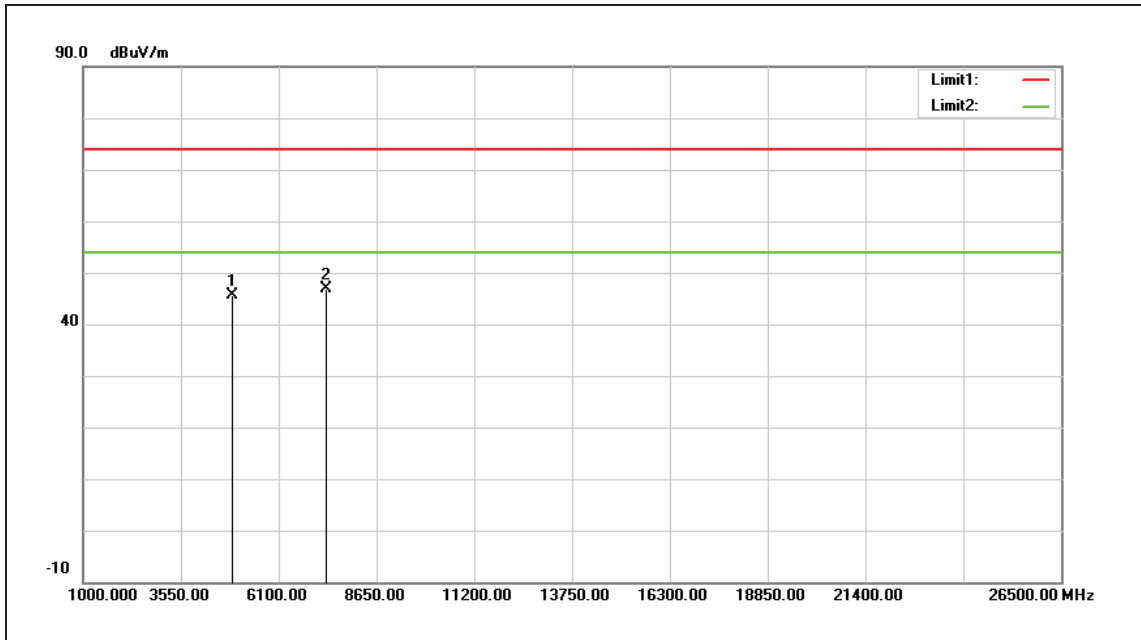




Standard:	FCC PART 15.247	Test Distance:	3 m
Test item:	Harmonic	Power:	DC 3.3 V
Frequency:	2452 MHz	Temp.(°C)/Hum.(%RH):	26(°C)/60 %RH
Mode:	Mode 5		
Ant.Polar.:	Vertical		



No.	Frequency (MHz)	Reading (dBuV)	Correct Factor (dB/m)	Result (dBuV/m)	Limit (dBuV/m)	Margin (dB)	Remark
1	4904.000	50.84	-5.12	45.72	74.00	-28.28	peak
2	7356.000	47.47	-0.54	46.93	74.00	-27.07	peak

Note:1.Result (dBuV/m) = Correct Factor (dB/m) + Reading(dBuV).

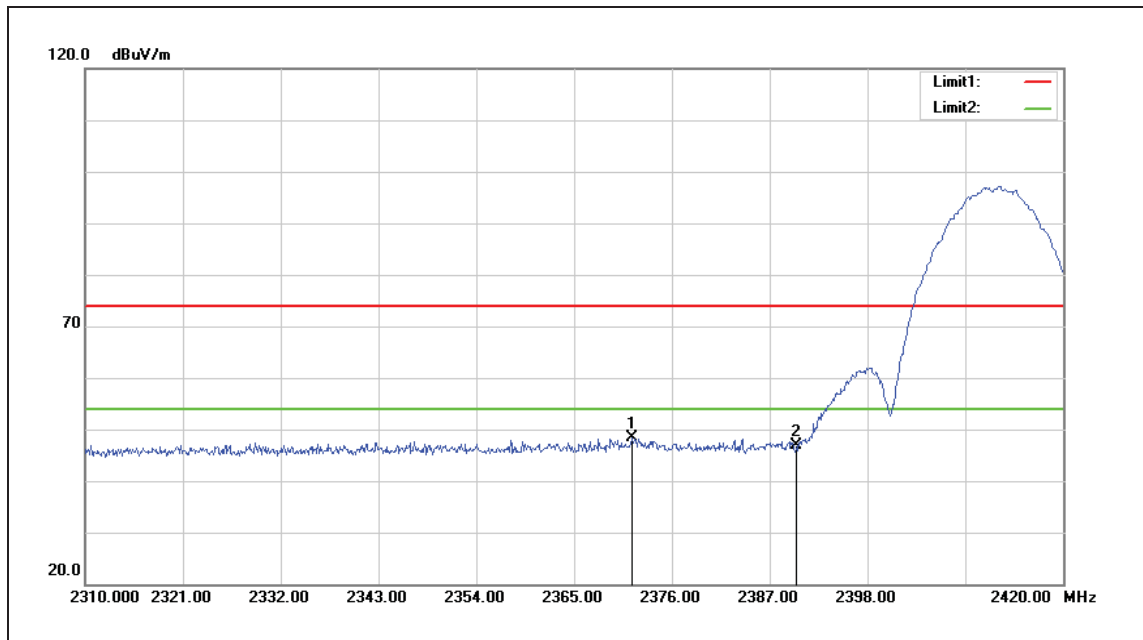
2.Correction factor (dB/m) = Antenna Factor (dB/m) + Cable loss (dB) – Pre-Amplifier gain (dB).

3.When the peak results are less than average limit, so not need to evaluate the average.



Band Edge

Standard:	FCC PART 15.247	Test Distance:	3 m
Test item:	Band edge	Power:	DC 3.3 V
Frequency:	2412 MHz	Temp.(°C)/Hum.(%RH):	26(°C)/60 %RH
Mode:	Mode 2		
Ant.Polar.:	Horizontal		



No.	Frequency (MHz)	Reading (dBuV)	Correct Factor (dB/m)	Result (dBuV/m)	Limit (dBuV/m)	Margin (dB)	Remark
1	2371.490	58.25	-9.84	48.41	74.00	-25.59	peak
2	2390.000	56.77	-9.78	46.99	74.00	-27.01	peak

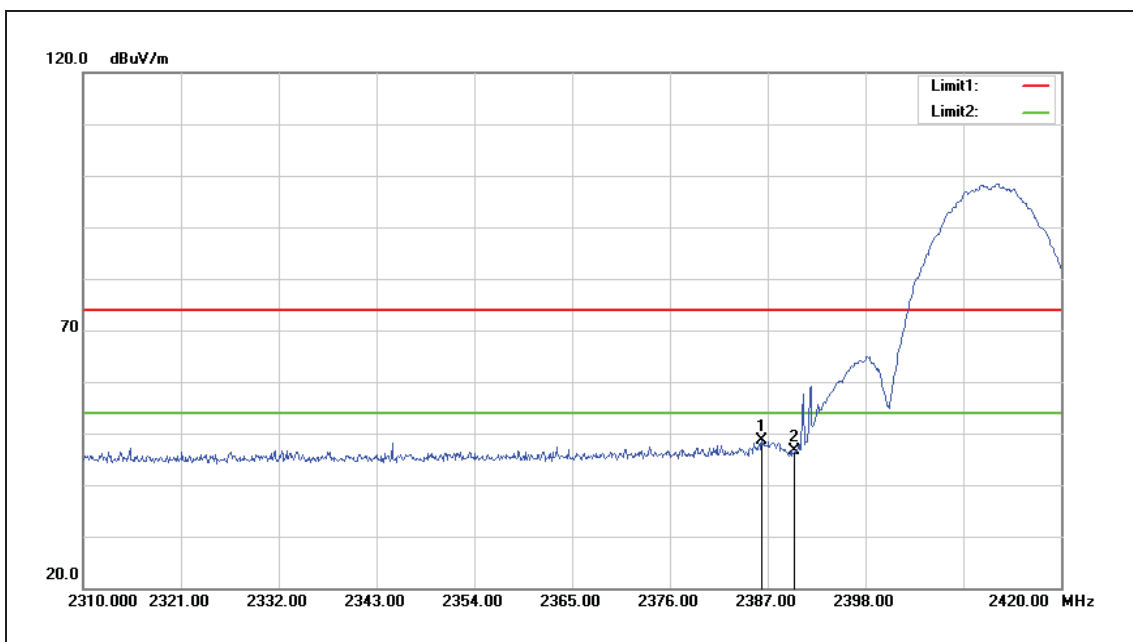
Note:1.Result (dBuV/m) = Correct Factor (dB/m) + Reading(dBuV).

2.Correction factor (dB/m) = Antenna Factor (dB/m) + Cable loss (dB) – Pre-Amplifier gain (dB).

3.When the peak results are less than average limit, so not need to evaluate the average.



Standard:	FCC PART 15.247	Test Distance:	3 m
Test item:	Band edge	Power:	DC 3.3 V
Frequency:	2412 MHz	Temp.(°C)/Hum.(%RH):	26(°C)/60 %RH
Mode:	Mode 2		
Ant.Polar.:	Vertical		



No.	Frequency (MHz)	Reading (dBuV)	Correct Factor (dB/m)	Result (dBuV/m)	Limit (dBuV/m)	Margin (dB)	Remark
1	2386.340	58.37	-9.79	48.58	74.00	-25.42	peak
2	2390.000	56.42	-9.78	46.64	74.00	-27.36	peak

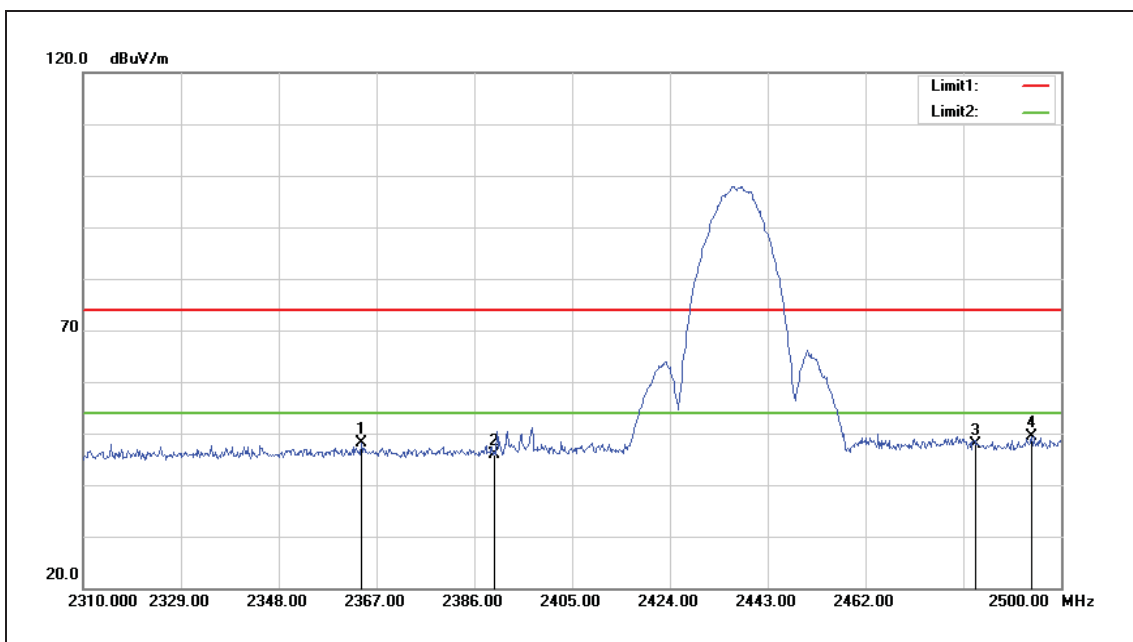
Note:1.Result (dBuV/m) = Correct Factor (dB/m) + Reading(dBuV).

2.Correction factor (dB/m) = Antenna Factor (dB/m) + Cable loss (dB) – Pre-Amplifier gain (dB).

3.When the peak results are less than average limit, so not need to evaluate the average.



Standard:	FCC PART 15.247	Test Distance:	3 m
Test item:	Band edge	Power:	DC 3.3 V
Frequency:	2437 MHz	Temp.(°C)/Hum.(%RH):	26(°C)/60 %RH
Mode:	Mode 2		
Ant.Polar.:	Horizontal		



No.	Frequency (MHz)	Reading (dBuV)	Correct Factor (dB/m)	Result (dBuV/m)	Limit (dBuV/m)	Margin (dB)	Remark
1	2364.150	58.05	-9.87	48.18	74.00	-25.82	peak
2	2390.000	55.66	-9.78	45.88	74.00	-28.12	peak
3	2483.500	57.55	-9.56	47.99	74.00	-26.01	peak
4	2494.300	58.98	-9.54	49.44	74.00	-24.56	peak

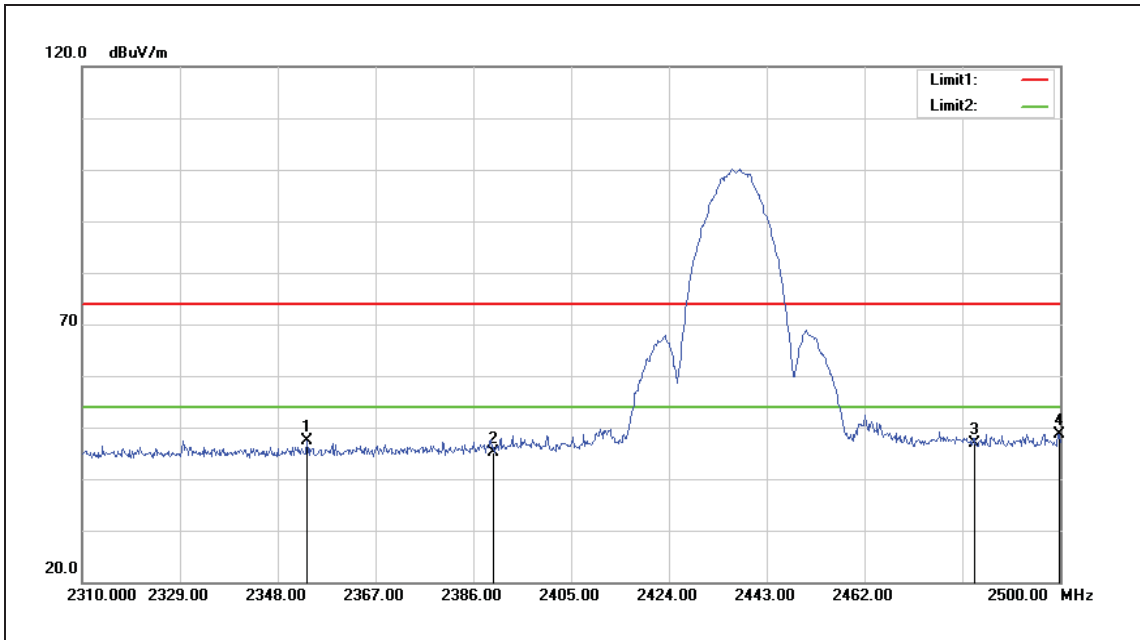
Note:1.Result (dBuV/m) = Correct Factor (dB/m) + Reading(dBuV).

2.Correction factor (dB/m) = Antenna Factor (dB/m) + Cable loss (dB) – Pre-Amplifier gain (dB).

3.When the peak results are less than average limit, so not need to evaluate the average.



Standard:	FCC PART 15.247	Test Distance:	3 m
Test item:	Band edge	Power:	DC 3.3 V
Frequency:	2437 MHz	Temp.(°C)/Hum.(%RH):	26(°C)/60 %RH
Mode:	Mode 2		
Ant.Polar.:	Vertical		



No.	Frequency (MHz)	Reading (dBuV)	Correct Factor (dB/m)	Result (dBuV/m)	Limit (dBuV/m)	Margin (dB)	Remark
1	2353.700	57.33	-9.90	47.43	74.00	-26.57	peak
2	2390.000	54.80	-9.78	45.02	74.00	-28.98	peak
3	2483.500	56.47	-9.56	46.91	74.00	-27.09	peak
4	2499.810	58.20	-9.53	48.67	74.00	-25.33	peak

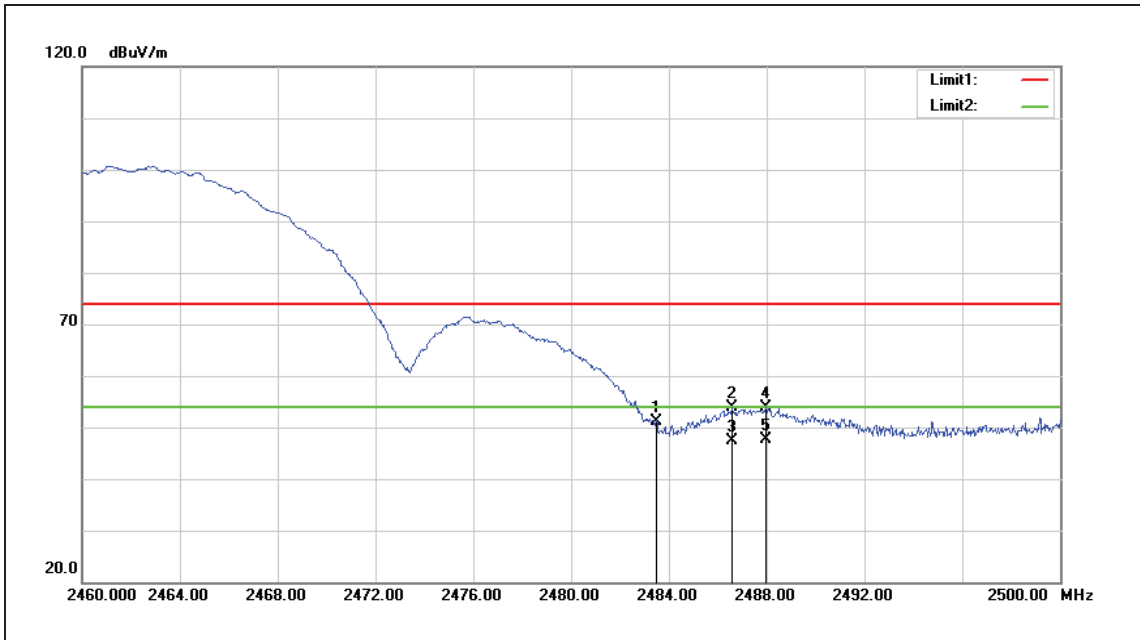
Note:1.Result (dBuV/m) = Correct Factor (dB/m) + Reading(dBuV).

2.Correction factor (dB/m) = Antenna Factor (dB/m) + Cable loss (dB) – Pre-Amplifier gain (dB).

3.When the peak results are less than average limit, so not need to evaluate the average.



Standard:	FCC PART 15.247	Test Distance:	3 m
Test item:	Band edge	Power:	DC 3.3 V
Frequency:	2462 MHz	Temp.(°C)/Hum.(%RH):	26(°C)/60 %RH
Mode:	Mode 2		
Ant.Polar.:	Horizontal		



No.	Frequency (MHz)	Reading (dBuV)	Correct Factor (dB/m)	Result (dBuV/m)	Limit (dBuV/m)	Margin (dB)	Remark
1	2483.500	60.65	-9.56	51.09	74.00	-22.91	peak
2	2486.560	63.32	-9.56	53.76	74.00	-20.24	peak
3	2486.560	56.97	-9.56	47.41	54.00	-6.59	AVG
4	2487.960	63.43	-9.56	53.87	74.00	-20.13	peak
5	2487.960	57.07	-9.56	47.51	54.00	-6.49	AVG

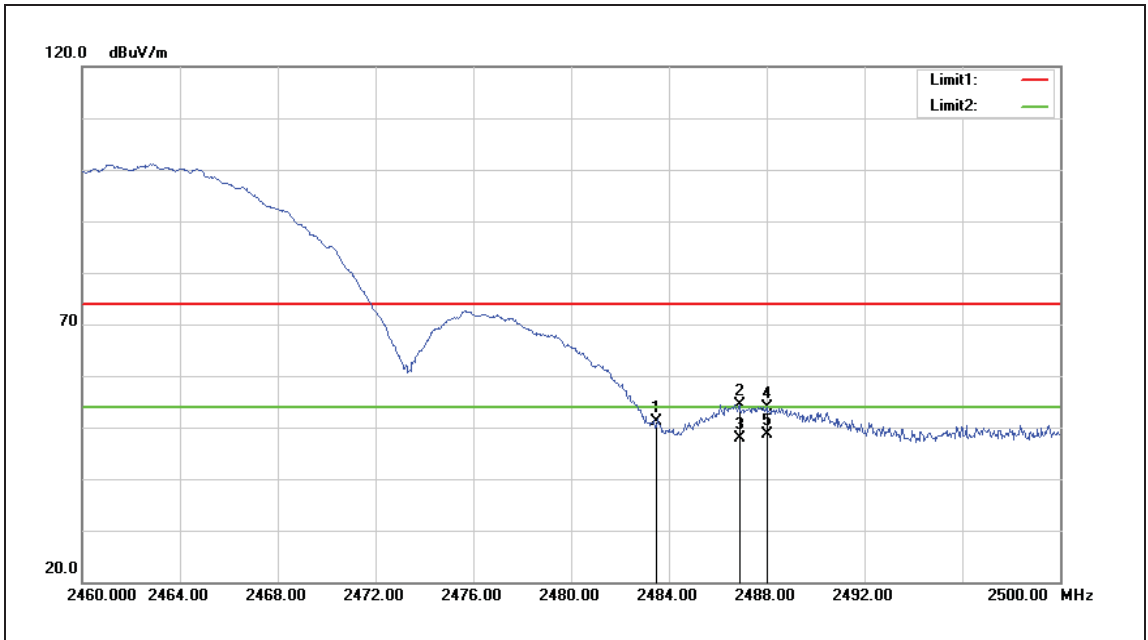
Note:1.Result (dBuV/m) = Correct Factor (dB/m) + Reading(dBuV).

2.Correction factor (dB/m) = Antenna Factor (dB/m) + Cable loss (dB) – Pre-Amplifier gain (dB).

3.When the peak results are less than average limit, so not need to evaluate the average.



Standard:	FCC PART 15.247	Test Distance:	3 m
Test item:	Band edge	Power:	DC 3.3 V
Frequency:	2462 MHz	Temp.(°C)/Hum.(%RH):	26(°C)/60 %RH
Mode:	Mode 2		
Ant.Polar.:	Vertical		



No.	Frequency (MHz)	Reading (dBuV)	Correct Factor (dB/m)	Result (dBuV/m)	Limit (dBuV/m)	Margin (dB)	Remark
1	2483.500	60.61	-9.56	51.05	74.00	-22.95	peak
2	2486.880	63.91	-9.56	54.35	74.00	-19.65	peak
3	2486.880	57.55	-9.56	47.99	54.00	-6.01	AVG
4	2488.000	63.54	-9.56	53.98	74.00	-20.02	peak
5	2488.000	58.10	-9.56	48.54	54.00	-5.46	AVG

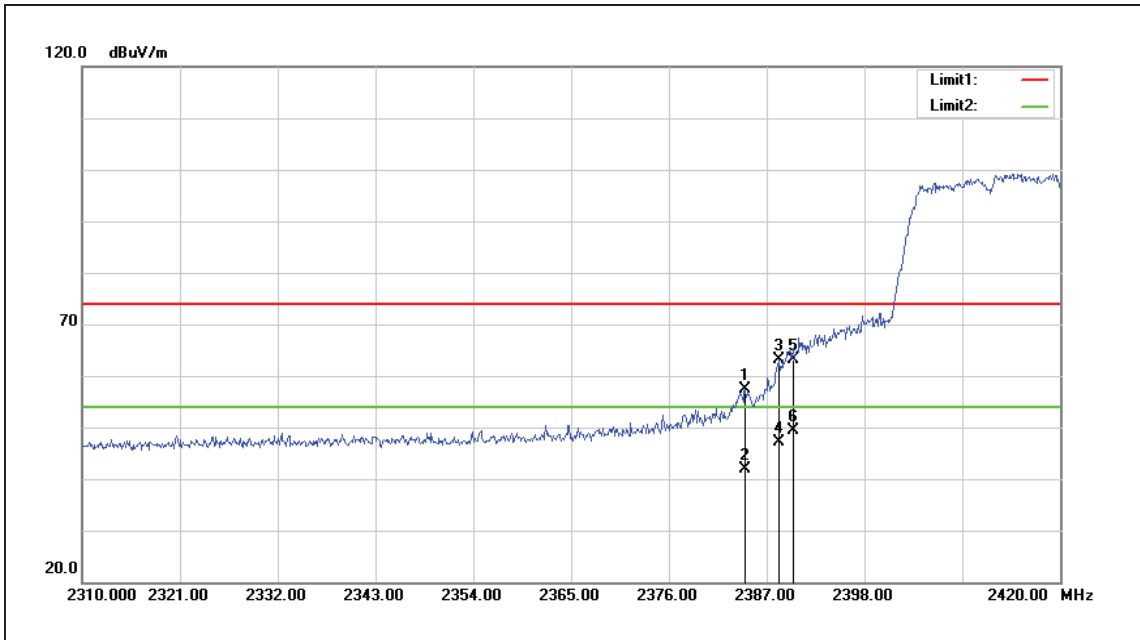
Note:1.Result (dBuV/m) = Correct Factor (dB/m) + Reading(dBuV).

2.Correction factor (dB/m) = Antenna Factor (dB/m) + Cable loss (dB) – Pre-Amplifier gain (dB).

3.When the peak results are less than average limit, so not need to evaluate the average.



Standard:	FCC PART 15.247	Test Distance:	3 m
Test item:	Band edge	Power:	DC 3.3 V
Frequency:	2412 MHz	Temp.(°C)/Hum.(%RH):	26(°C)/60 %RH
Mode:	Mode 3		
Ant.Polar.:	Horizontal		



No.	Frequency (MHz)	Reading (dBuV)	Correct Factor (dB/m)	Result (dBuV/m)	Limit (dBuV/m)	Margin (dB)	Remark
1	2384.580	67.08	-9.80	57.28	74.00	-16.72	peak
2	2384.580	51.74	-9.80	41.94	54.00	-12.06	AVG
3	2388.430	72.87	-9.79	63.08	74.00	-10.92	peak
4	2388.430	57.04	-9.79	47.25	54.00	-6.75	AVG
5	2390.000	72.80	-9.78	63.02	74.00	-10.98	peak
6	2390.000	59.20	-9.78	49.42	54.00	-4.58	AVG

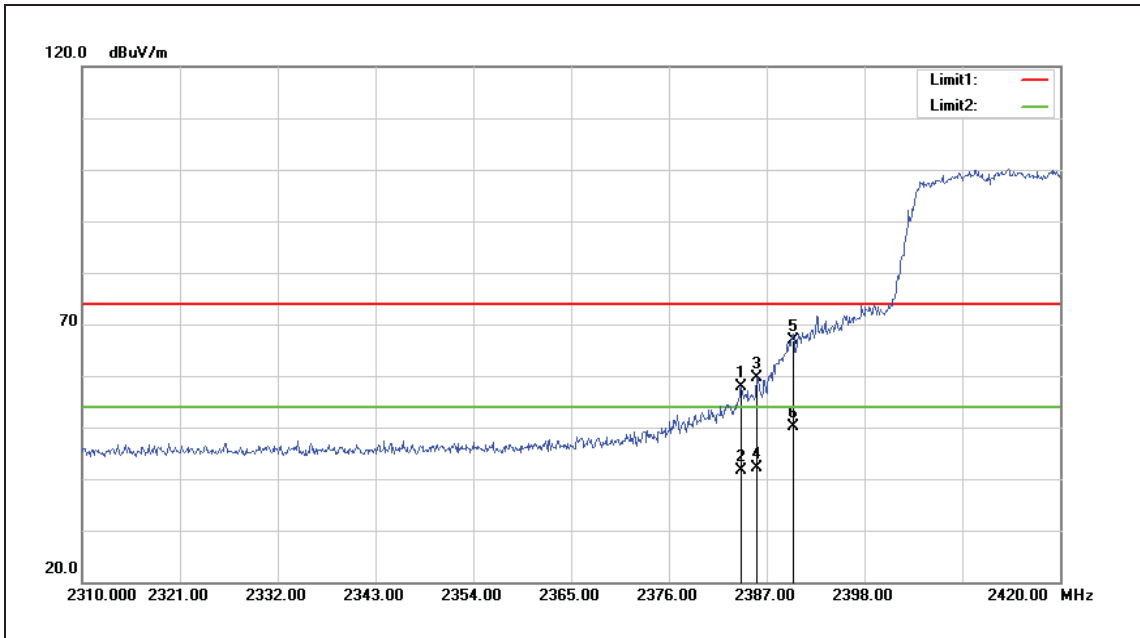
Note:1.Result (dBuV/m) = Correct Factor (dB/m) + Reading(dBuV).

2.Correction factor (dB/m) = Antenna Factor (dB/m) + Cable loss (dB) – Pre-Amplifier gain (dB).

3.When the peak results are less than average limit, so not need to evaluate the average.



Standard:	FCC PART 15.247	Test Distance:	3 m
Test item:	Band edge	Power:	DC 3.3 V
Frequency:	2412 MHz	Temp.(°C)/Hum.(%RH):	26(°C)/60 %RH
Mode:	Mode 3		
Ant.Polar.:	Vertical		



No.	Frequency (MHz)	Reading (dBuV)	Correct Factor (dB/m)	Result (dBuV/m)	Limit (dBuV/m)	Margin (dB)	Remark
1	2384.140	67.60	-9.80	57.80	74.00	-16.20	peak
2	2384.140	51.34	-9.80	41.54	54.00	-12.46	AVG
3	2385.900	69.48	-9.79	59.69	74.00	-14.31	peak
4	2385.900	51.95	-9.79	42.16	54.00	-11.84	AVG
5	2390.000	76.67	-9.78	66.89	74.00	-7.11	peak
6	2390.000	60.03	-9.78	50.25	54.00	-3.75	AVG

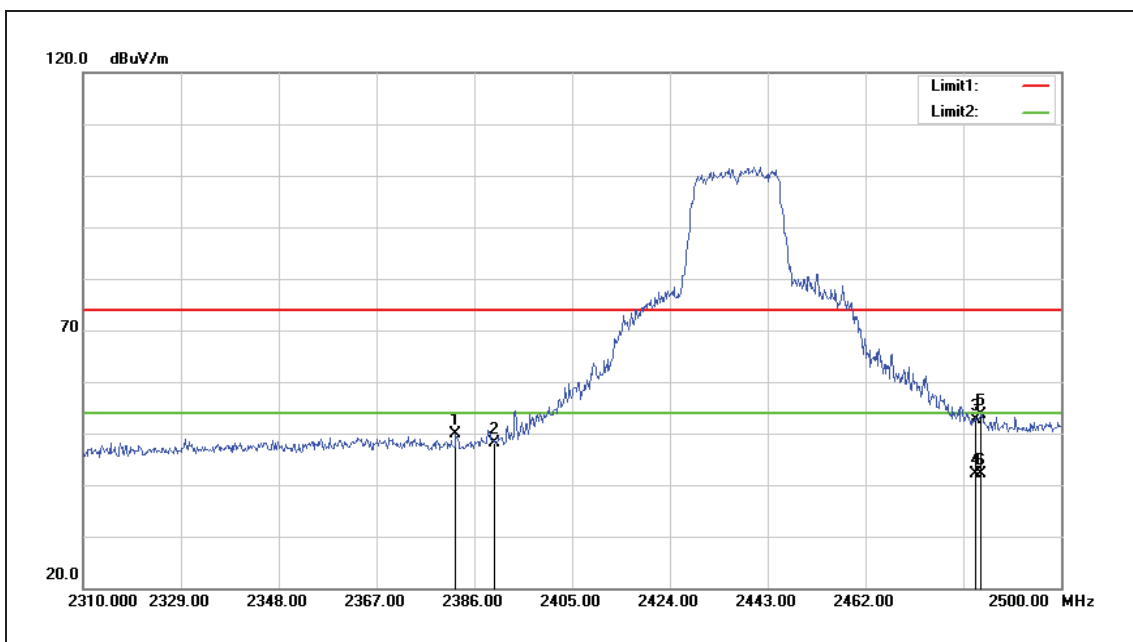
Note:1.Result (dBuV/m) = Correct Factor (dB/m) + Reading(dBuV).

2.Correction factor (dB/m) = Antenna Factor (dB/m) + Cable loss (dB) – Pre-Amplifier gain (dB).

3.When the peak results are less than average limit, so not need to evaluate the average.



Standard:	FCC PART 15.247	Test Distance:	3 m
Test item:	Band edge	Power:	DC 3.3 V
Frequency:	2437 MHz	Temp.(°C)/Hum.(%RH):	26(°C)/60 %RH
Mode:	Mode 3		
Ant.Polar.:	Horizontal		



No.	Frequency (MHz)	Reading (dBuV)	Correct Factor (dB/m)	Result (dBuV/m)	Limit (dBuV/m)	Margin (dB)	Remark
1	2382.390	59.78	-9.80	49.98	74.00	-24.02	peak
2	2390.000	57.89	-9.78	48.11	74.00	-25.89	peak
3	2483.500	62.30	-9.56	52.74	74.00	-21.26	peak
4	2483.500	51.73	-9.56	42.17	54.00	-11.83	AVG
5	2484.420	63.20	-9.56	53.64	74.00	-20.36	peak
6	2484.420	51.77	-9.56	42.21	54.00	-11.79	AVG

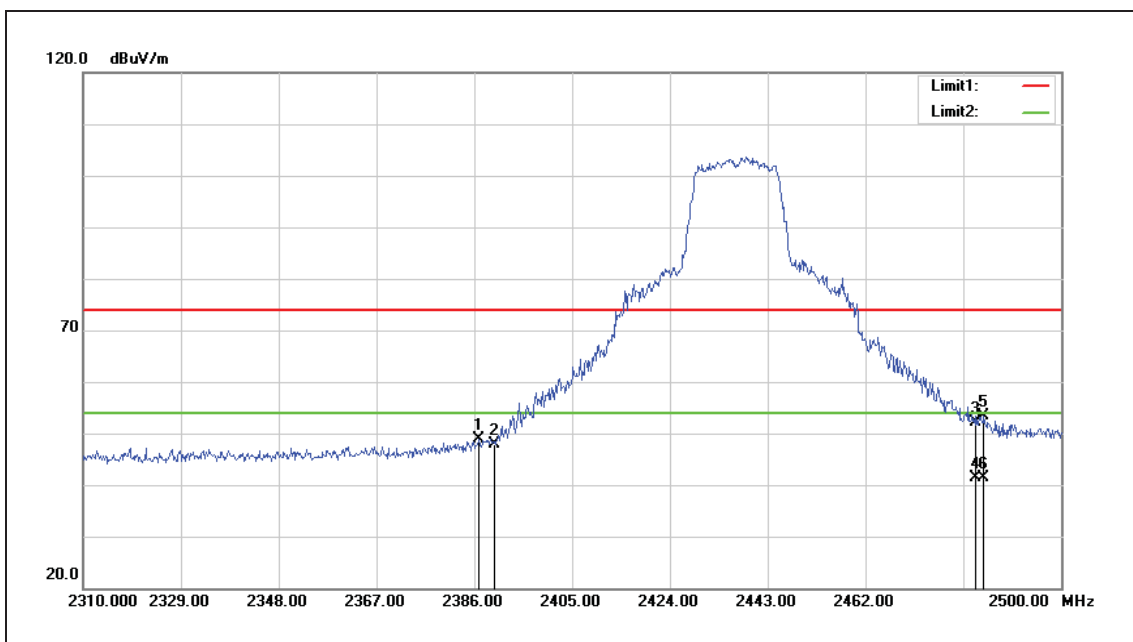
Note:1.Result (dBuV/m) = Correct Factor (dB/m) + Reading(dBuV).

2.Correction factor (dB/m) = Antenna Factor (dB/m) + Cable loss (dB) – Pre-Amplifier gain (dB).

3.When the peak results are less than average limit, so not need to evaluate the average.



Standard:	FCC PART 15.247	Test Distance:	3 m
Test item:	Band edge	Power:	DC 3.3 V
Frequency:	2437 MHz	Temp.(°C)/Hum.(%RH):	26(°C)/60 %RH
Mode:	Mode 3		
Ant.Polar.:	Vertical		



No.	Frequency (MHz)	Reading (dBuV)	Correct Factor (dB/m)	Result (dBuV/m)	Limit (dBuV/m)	Margin (dB)	Remark
1	2386.950	58.58	-9.79	48.79	74.00	-25.21	peak
2	2390.000	57.54	-9.78	47.76	74.00	-26.24	peak
3	2483.500	61.64	-9.56	52.08	74.00	-21.92	peak
4	2483.500	50.94	-9.56	41.38	54.00	-12.62	AVG
5	2484.990	62.86	-9.56	53.30	74.00	-20.70	peak
6	2484.990	50.88	-9.56	41.32	54.00	-12.68	AVG

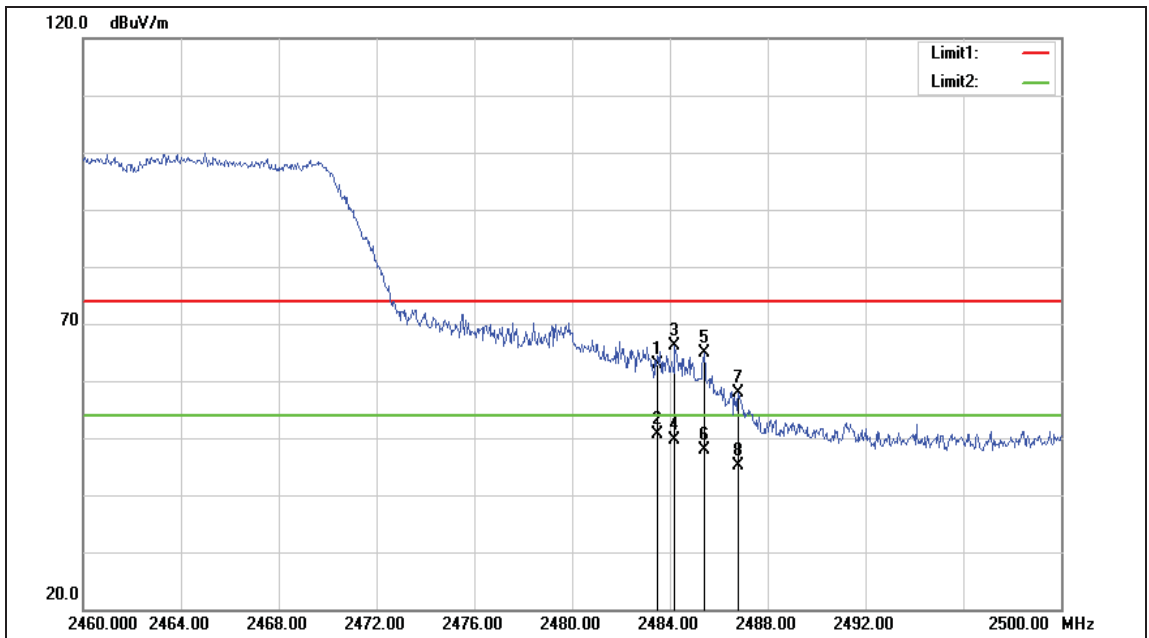
Note:1.Result (dBuV/m) = Correct Factor (dB/m) + Reading(dBuV).

2.Correction factor (dB/m) = Antenna Factor (dB/m) + Cable loss (dB) – Pre-Amplifier gain (dB).

3.When the peak results are less than average limit, so not need to evaluate the average.



Standard:	FCC PART 15.247	Test Distance:	3 m
Test item:	Band edge	Power:	DC 3.3 V
Frequency:	2462 MHz	Temp.(°C)/Hum.(%RH):	26(°C)/60 %RH
Mode:	Mode 3		
Ant.Polar.:	Horizontal		





Standard:	FCC PART 15.247	Test Distance:	3 m
Test item:	Band edge	Power:	DC 3.3 V
Frequency:	2462 MHz	Temp.(°C)/Hum.(%RH):	26(°C)/60 %RH
Mode:	Mode 3		
Ant.Polar.:	Horizontal		

No.	Frequency (MHz)	Reading (dBuV)	Correct Factor (dB/m)	Result (dBuV/m)	Limit (dBuV/m)	Margin (dB)	Remark
1	2483.500	72.33	-9.56	62.77	74.00	-11.23	peak
2	2483.500	60.23	-9.56	50.67	54.00	-3.33	AVG
3	2484.200	75.75	-9.56	66.19	74.00	-7.81	peak
4	2484.200	59.26	-9.56	49.70	54.00	-4.30	AVG
5	2485.400	74.43	-9.56	64.87	74.00	-9.13	peak
6	2485.400	57.56	-9.56	48.00	54.00	-6.00	AVG
7	2486.800	67.54	-9.56	57.98	74.00	-16.02	peak
8	2486.800	54.71	-9.56	45.15	54.00	-8.85	AVG

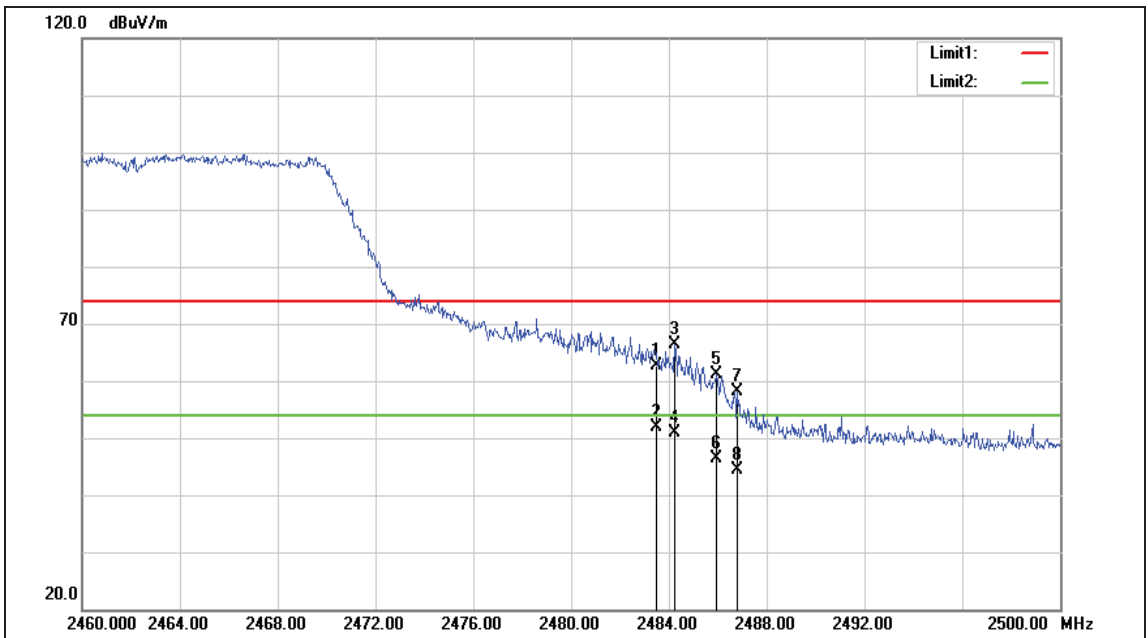
Note:1.Result (dBuV/m) = Correct Factor (dB/m) + Reading(dBuV).

2.Correction factor (dB/m) = Antenna Factor (dB/m) + Cable loss (dB) – Pre-Amplifier gain (dB).

3.When the peak results are less than average limit, so not need to evaluate the average.



Standard:	FCC PART 15.247	Test Distance:	3 m
Test item:	Band edge	Power:	DC 3.3 V
Frequency:	2462 MHz	Temp.(°C)/Hum.(%RH):	26(°C)/60 %RH
Mode:	Mode 3		
Ant.Polar.:	Vertical		





Standard:	FCC PART 15.247	Test Distance:	3 m
Test item:	Band edge	Power:	DC 3.3 V
Frequency:	2462 MHz	Temp.(°C)/Hum.(%RH):	26(°C)/60 %RH
Mode:	Mode 3		
Ant.Polar.:	Vertical		

No.	Frequency (MHz)	Reading (dBuV)	Correct Factor (dB/m)	Result (dBuV/m)	Limit (dBuV/m)	Margin (dB)	Remark
1	2483.500	72.07	-9.56	62.51	74.00	-11.49	peak
2	2483.500	61.54	-9.56	51.98	54.00	-2.02	AVG
3	2484.240	75.96	-9.56	66.40	74.00	-7.60	peak
4	2484.240	60.42	-9.56	50.86	54.00	-3.14	AVG
5	2485.920	70.62	-9.56	61.06	74.00	-12.94	peak
6	2485.920	55.96	-9.56	46.40	54.00	-7.60	AVG
7	2486.800	67.77	-9.56	58.21	74.00	-15.79	peak
8	2486.800	53.94	-9.56	44.38	54.00	-9.62	AVG

Note:1.Result (dBuV/m) = Correct Factor (dB/m) + Reading(dBuV).

2.Correction factor (dB/m) = Antenna Factor (dB/m) + Cable loss (dB) – Pre-Amplifier gain (dB).

3.When the peak results are less than average limit, so not need to evaluate the average.



Standard:	FCC PART 15.247	Test Distance:	3 m
Test item:	Band edge	Power:	DC 3.3 V
Frequency:	2412 MHz	Temp.(°C)/Hum.(%RH):	26(°C)/60 %RH
Mode:	Mode 4		
Ant.Polar.:	Horizontal		



No.	Frequency (MHz)	Reading (dBuV)	Correct Factor (dB/m)	Result (dBuV/m)	Limit (dBuV/m)	Margin (dB)	Remark
1	2383.700	66.01	-9.80	56.21	74.00	-17.79	peak
2	2383.700	53.07	-9.80	43.27	54.00	-10.73	AVG
3	2387.550	71.24	-9.79	61.45	74.00	-12.55	peak
4	2387.550	56.81	-9.79	47.02	54.00	-6.98	AVG
5	2390.000	73.50	-9.78	63.72	74.00	-10.28	peak
6	2390.000	59.29	-9.78	49.51	54.00	-4.49	AVG

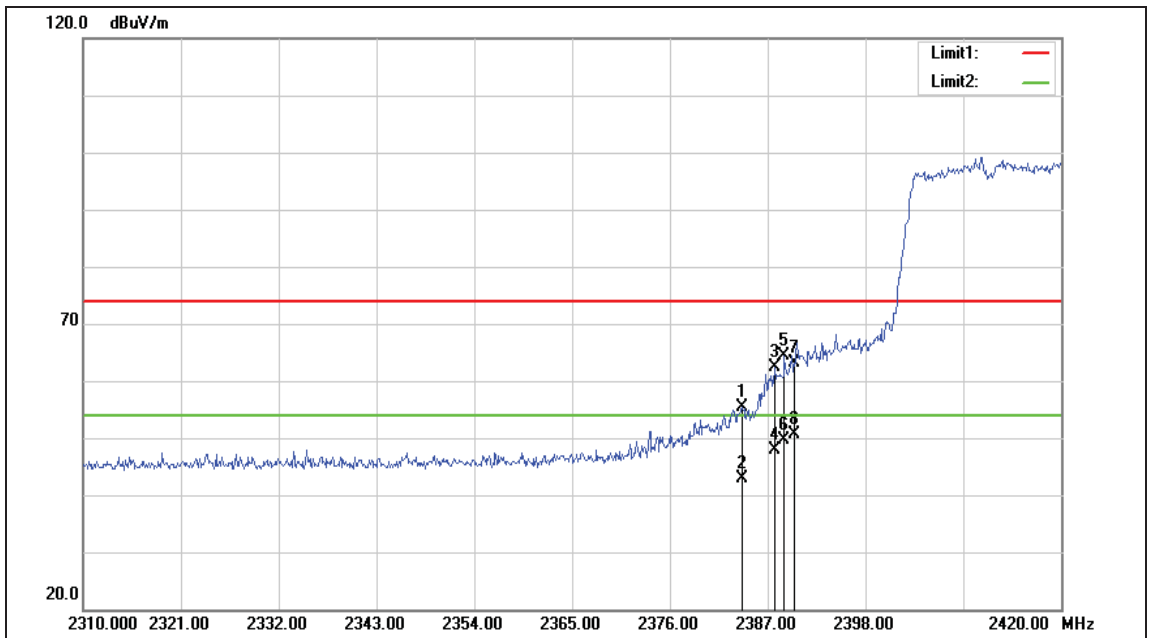
Note:1.Result (dBuV/m) = Correct Factor (dB/m) + Reading(dBuV).

2.Correction factor (dB/m) = Antenna Factor (dB/m) + Cable loss (dB) – Pre-Amplifier gain (dB).

3.When the peak results are less than average limit, so not need to evaluate the average.



Standard:	FCC PART 15.247	Test Distance:	3 m
Test item:	Band edge	Power:	DC 3.3 V
Frequency:	2412 MHz	Temp.(°C)/Hum.(%RH):	26(°C)/60 %RH
Mode:	Mode 4		
Ant.Polar.:	Vertical		





Standard:	FCC PART 15.247	Test Distance:	3 m
Test item:	Band edge	Power:	DC 3.3 V
Frequency:	2412 MHz	Temp.(°C)/Hum.(%RH):	26(°C)/60 %RH
Mode:	Mode 4		
Ant.Polar.:	Vertical		

No.	Frequency (MHz)	Reading (dBuV)	Correct Factor (dB/m)	Result (dBuV/m)	Limit (dBuV/m)	Margin (dB)	Remark
1	2384.140	65.21	-9.80	55.41	74.00	-18.59	peak
2	2384.140	52.61	-9.80	42.81	54.00	-11.19	AVG
3	2387.770	72.22	-9.79	62.43	74.00	-11.57	peak
4	2387.770	57.57	-9.79	47.78	54.00	-6.22	AVG
5	2388.870	74.08	-9.79	64.29	74.00	-9.71	peak
6	2388.870	59.32	-9.79	49.53	54.00	-4.47	AVG
7	2390.000	72.92	-9.78	63.14	74.00	-10.86	peak
8	2390.000	60.52	-9.78	50.74	54.00	-3.26	AVG

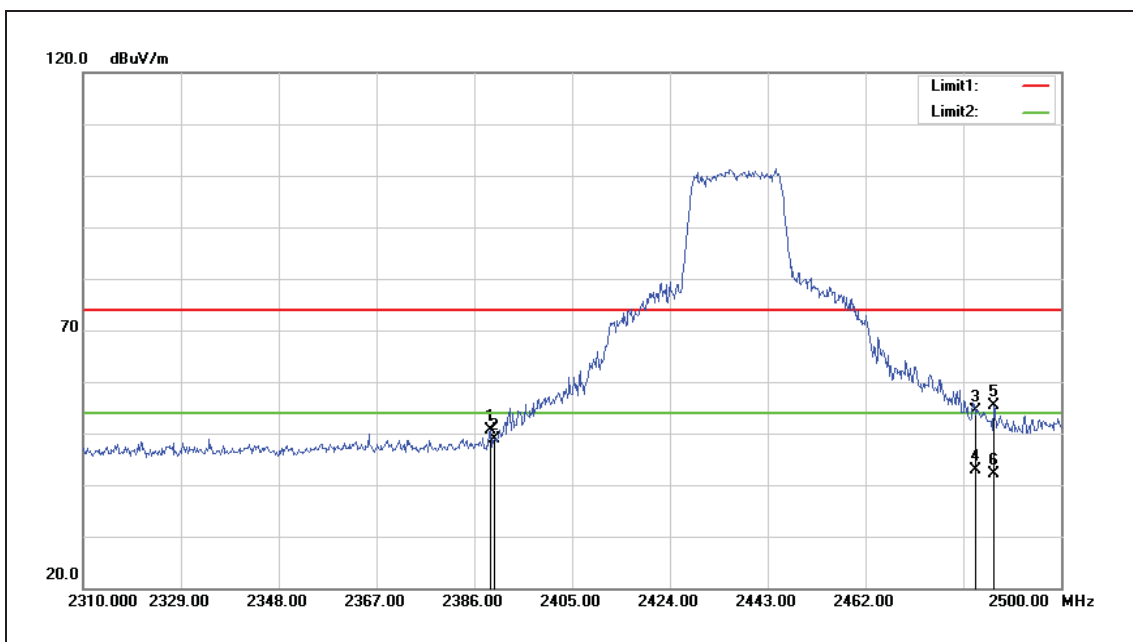
Note:1.Result (dBuV/m) = Correct Factor (dB/m) + Reading(dBuV).

2.Correction factor (dB/m) = Antenna Factor (dB/m) + Cable loss (dB) – Pre-Amplifier gain (dB).

3.When the peak results are less than average limit, so not need to evaluate the average.



Standard:	FCC PART 15.247	Test Distance:	3 m
Test item:	Band edge	Power:	DC 3.3 V
Frequency:	2437 MHz	Temp.(°C)/Hum.(%RH):	26(°C)/60 %RH
Mode:	Mode 4		
Ant.Polar.:	Horizontal		

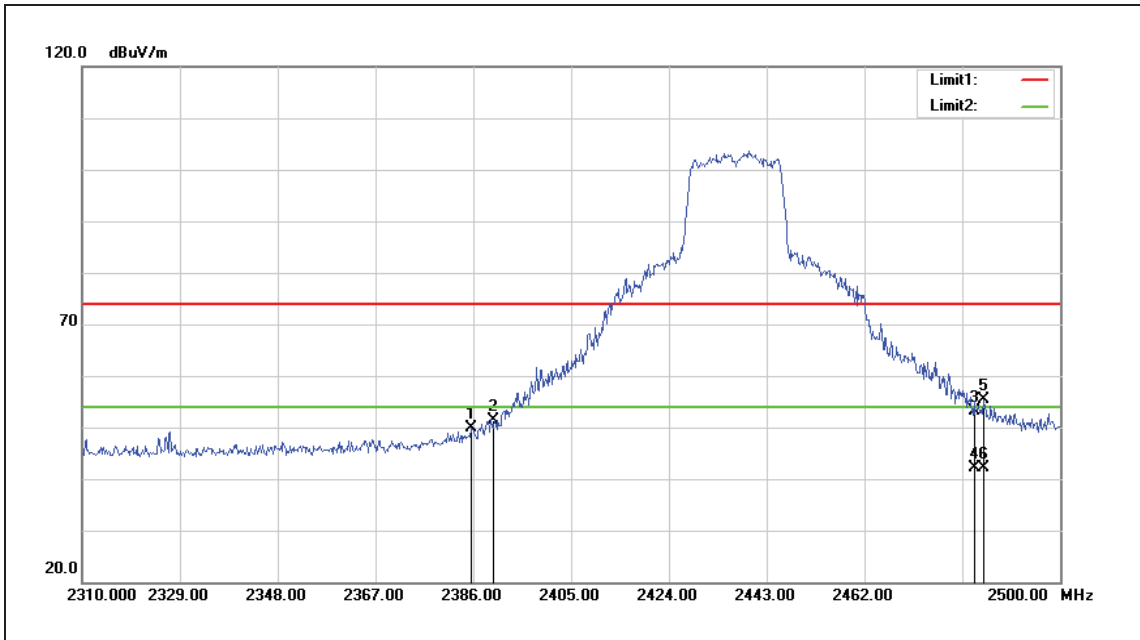


No.	Frequency (MHz)	Reading (dBuV)	Correct Factor (dB/m)	Result (dBuV/m)	Limit (dBuV/m)	Margin (dB)	Remark
1	2389.040	60.47	-9.79	50.68	74.00	-23.32	peak
2	2390.000	58.76	-9.78	48.98	74.00	-25.02	peak
3	2483.500	63.83	-9.56	54.27	74.00	-19.73	peak
4	2483.500	52.38	-9.56	42.82	54.00	-11.18	AVG
5	2486.890	64.83	-9.56	55.27	74.00	-18.73	peak
6	2486.890	51.60	-9.56	42.04	54.00	-11.96	AVG

- Note: 1.Result (dBuV/m) = Correct Factor (dB/m) + Reading(dBuV).
 2.Correction factor (dB/m) = Antenna Factor (dB/m) + Cable loss (dB) – Pre-Amplifier gain (dB).
 3.When the peak results are less than average limit, so not need to evaluate the average.



Standard:	FCC PART 15.247	Test Distance:	3 m
Test item:	Band edge	Power:	DC 3.3 V
Frequency:	2437 MHz	Temp.(°C)/Hum.(%RH):	26(°C)/60 %RH
Mode:	Mode 4		
Ant.Polar.:	Vertical		

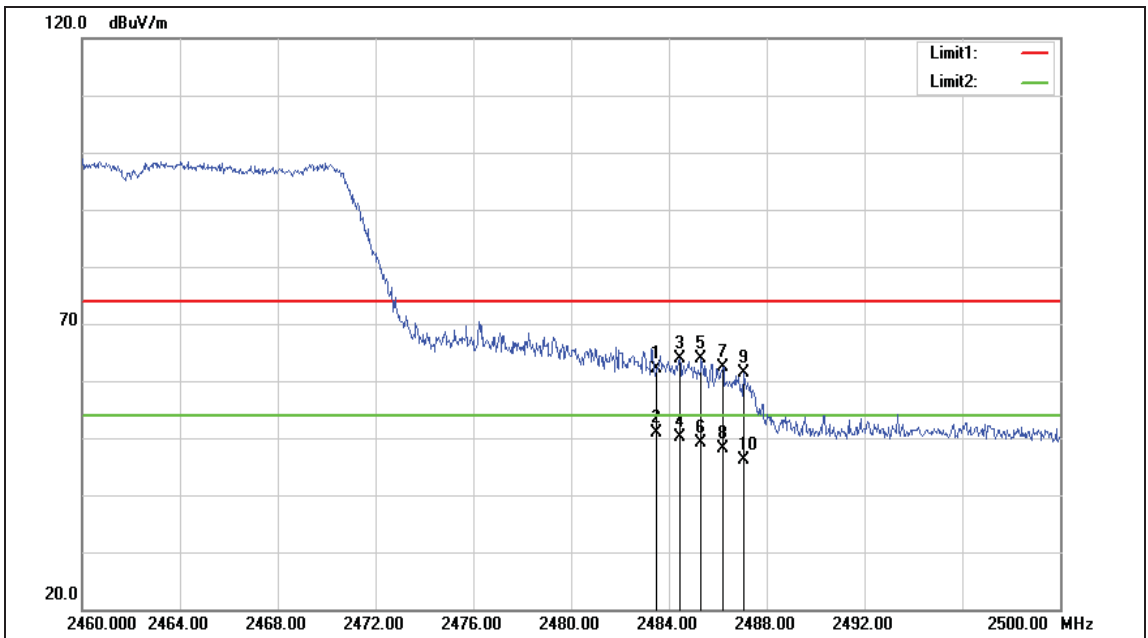


No.	Frequency (MHz)	Reading (dBuV)	Correct Factor (dB/m)	Result (dBuV/m)	Limit (dBuV/m)	Margin (dB)	Remark
1	2385.620	59.66	-9.79	49.87	74.00	-24.13	peak
2	2390.000	61.22	-9.78	51.44	74.00	-22.56	peak
3	2483.500	62.59	-9.56	53.03	74.00	-20.97	peak
4	2483.500	51.61	-9.56	42.05	54.00	-11.95	AVG
5	2485.180	64.96	-9.56	55.40	74.00	-18.60	peak
6	2485.180	51.61	-9.56	42.05	54.00	-11.95	AVG

- Note: 1.Result (dBuV/m) = Correct Factor (dB/m) + Reading(dBuV).
 2.Correction factor (dB/m) = Antenna Factor (dB/m) + Cable loss (dB) – Pre-Amplifier gain (dB).
 3.When the peak results are less than average limit, so not need to evaluate the average.



Standard:	FCC PART 15.247	Test Distance:	3 m
Test item:	Band edge	Power:	DC 3.3 V
Frequency:	2462 MHz	Temp.(°C)/Hum.(%RH):	26(°C)/60 %RH
Mode:	Mode 4		
Ant.Polar.:	Horizontal		





Standard:	FCC PART 15.247	Test Distance:	3 m
Test item:	Band edge	Power:	DC 3.3 V
Frequency:	2462 MHz	Temp.(°C)/Hum.(%RH):	26(°C)/60 %RH
Mode:	Mode 4		
Ant.Polar.:	Horizontal		

No.	Frequency (MHz)	Reading (dBuV)	Correct Factor (dB/m)	Result (dBuV/m)	Limit (dBuV/m)	Margin (dB)	Remark
1	2483.500	71.81	-9.56	62.25	74.00	-11.75	peak
2	2483.500	60.51	-9.56	50.95	54.00	-3.05	AVG
3	2484.440	73.37	-9.56	63.81	74.00	-10.19	peak
4	2484.440	59.60	-9.56	50.04	54.00	-3.96	AVG
5	2485.320	73.49	-9.56	63.93	74.00	-10.07	peak
6	2485.320	58.79	-9.56	49.23	54.00	-4.77	AVG
7	2486.200	71.96	-9.56	62.40	74.00	-11.60	peak
8	2486.200	57.62	-9.56	48.06	54.00	-5.94	AVG
9	2487.040	70.86	-9.56	61.30	74.00	-12.70	peak
10	2487.040	55.59	-9.56	46.03	54.00	-7.97	AVG

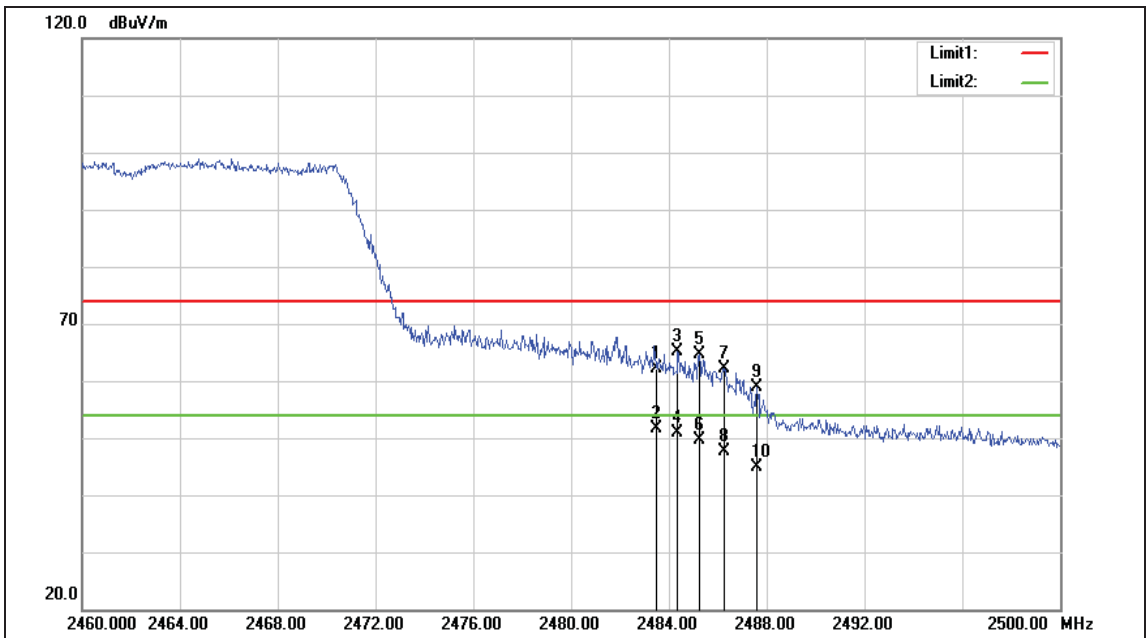
Note:1.Result (dBuV/m) = Correct Factor (dB/m) + Reading(dBuV).

2.Correction factor (dB/m) = Antenna Factor (dB/m) + Cable loss (dB) – Pre-Amplifier gain (dB).

3.When the peak results are less than average limit, so not need to evaluate the average.



Standard:	FCC PART 15.247	Test Distance:	3 m
Test item:	Band edge	Power:	DC 3.3 V
Frequency:	2462 MHz	Temp.(°C)/Hum.(%RH):	26(°C)/60 %RH
Mode:	Mode 4		
Ant.Polar.:	Vertical		





Standard:	FCC PART 15.247	Test Distance:	3 m
Test item:	Band edge	Power:	DC 3.3 V
Frequency:	2462 MHz	Temp.(°C)/Hum.(%RH):	26(°C)/60 %RH
Mode:	Mode 4		
Ant.Polar.:	Vertical		

No.	Frequency (MHz)	Reading (dBuV)	Correct Factor (dB/m)	Result (dBuV/m)	Limit (dBuV/m)	Margin (dB)	Remark
1	2483.500	71.58	-9.56	62.02	74.00	-11.98	peak
2	2483.500	61.07	-9.56	51.51	54.00	-2.49	AVG
3	2484.360	74.80	-9.56	65.24	74.00	-8.76	peak
4	2484.360	60.55	-9.56	50.99	54.00	-3.01	AVG
5	2485.240	74.25	-9.56	64.69	74.00	-9.31	peak
6	2485.240	59.23	-9.56	49.67	54.00	-4.33	AVG
7	2486.240	71.67	-9.56	62.11	74.00	-11.89	peak
8	2486.240	57.29	-9.56	47.73	54.00	-6.27	AVG
9	2487.600	68.54	-9.56	58.98	74.00	-15.02	peak
10	2487.600	54.38	-9.56	44.82	54.00	-9.18	AVG

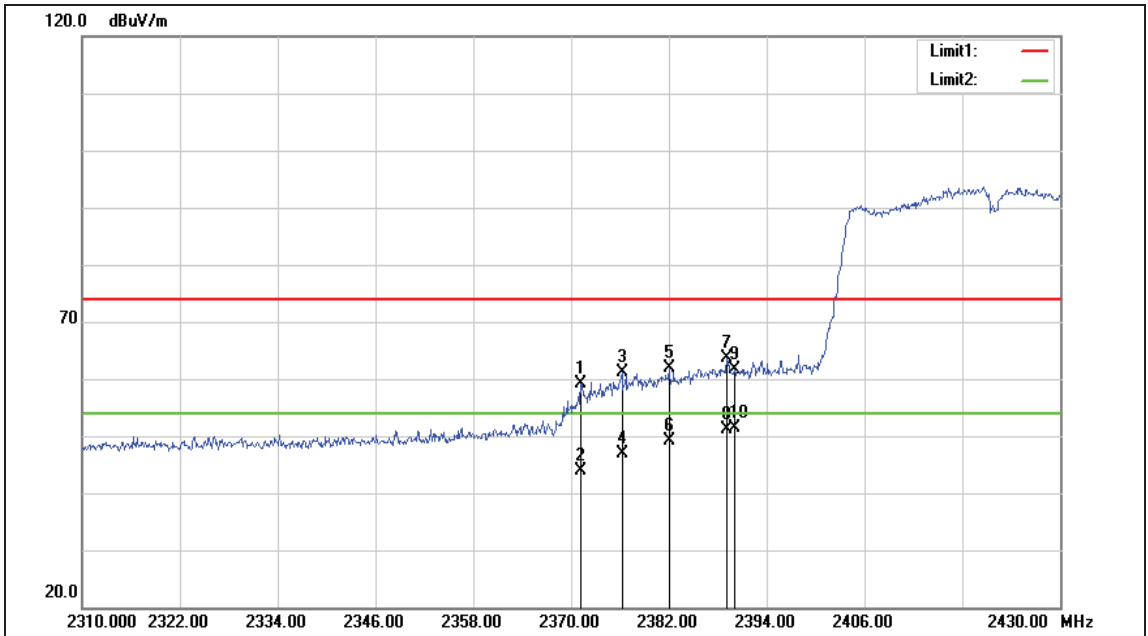
Note:1.Result (dBuV/m) = Correct Factor (dB/m) + Reading(dBuV).

2.Correction factor (dB/m) = Antenna Factor (dB/m) + Cable loss (dB) – Pre-Amplifier gain (dB).

3.When the peak results are less than average limit, so not need to evaluate the average.



Standard:	FCC PART 15.247	Test Distance:	3 m
Test item:	Band edge	Power:	DC 3.3 V
Frequency:	2422 MHz	Temp.(°C)/Hum.(%RH):	26(°C)/60 %RH
Mode:	Mode 5		
Ant.Polar.:	Horizontal		





Standard:	FCC PART 15.247	Test Distance:	3 m
Test item:	Band edge	Power:	DC 3.3 V
Frequency:	2422 MHz	Temp.(°C)/Hum.(%RH):	26(°C)/60 %RH
Mode:	Mode 5		
Ant.Polar.:	Horizontal		

No.	Frequency (MHz)	Reading (dBuV)	Correct Factor (dB/m)	Result (dBuV/m)	Limit (dBuV/m)	Margin (dB)	Remark
1	2371.200	69.05	-9.84	59.21	74.00	-14.79	peak
2	2371.200	53.81	-9.84	43.97	54.00	-10.03	AVG
3	2376.240	71.03	-9.83	61.20	74.00	-12.80	peak
4	2376.240	56.61	-9.83	46.78	54.00	-7.22	AVG
5	2382.000	71.67	-9.80	61.87	74.00	-12.13	peak
6	2382.000	58.86	-9.80	49.06	54.00	-4.94	AVG
7	2389.080	73.42	-9.79	63.63	74.00	-10.37	peak
8	2389.080	60.80	-9.79	51.01	54.00	-2.99	AVG
9	2390.000	71.44	-9.78	61.66	74.00	-12.34	peak
10	2390.000	61.11	-9.78	51.33	54.00	-2.67	AVG

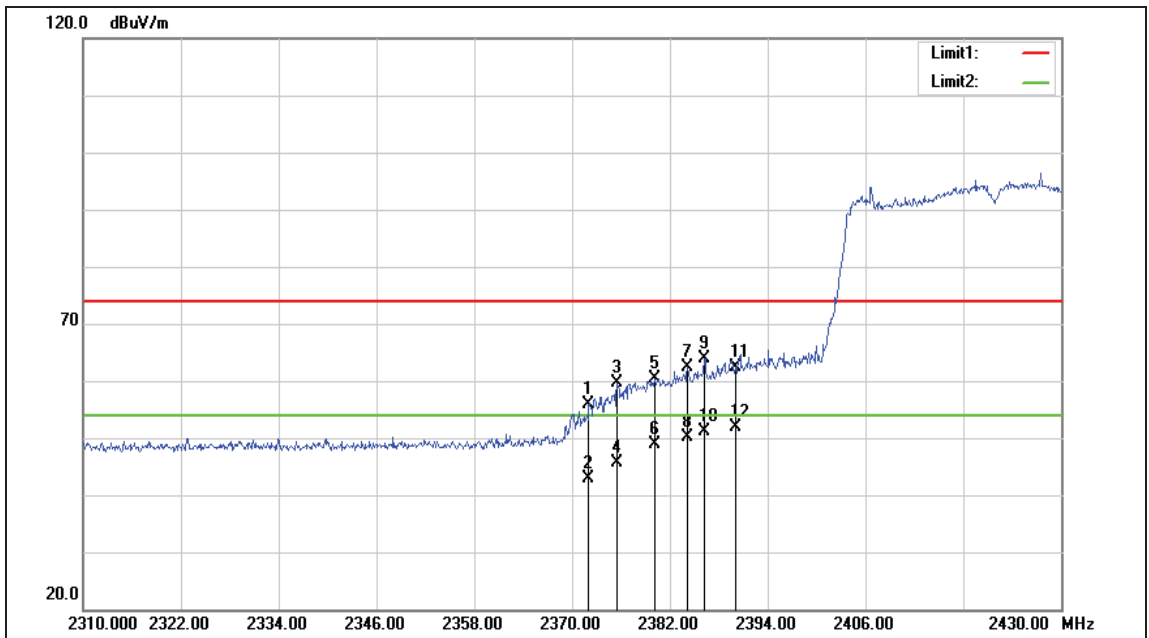
Note:1.Result (dBuV/m) = Correct Factor (dB/m) + Reading(dBuV).

2.Correction factor (dB/m) = Antenna Factor (dB/m) + Cable loss (dB) – Pre-Amplifier gain (dB).

3.When the peak results are less than average limit, so not need to evaluate the average.



Standard:	FCC PART 15.247	Test Distance:	3 m
Test item:	Band edge	Power:	DC 3.3 V
Frequency:	2422 MHz	Temp.(°C)/Hum.(%RH):	26(°C)/60 %RH
Mode:	Mode 5		
Ant.Polar.:	Vertical		





Standard:	FCC PART 15.247	Test Distance:	3 m
Test item:	Band edge	Power:	DC 3.3 V
Frequency:	2422 MHz	Temp.(°C)/Hum.(%RH):	26(°C)/60 %RH
Mode:	Mode 5		
Ant.Polar.:	Vertical		

No.	Frequency (MHz)	Reading (dBuV)	Correct Factor (dB/m)	Result (dBuV/m)	Limit (dBuV/m)	Margin (dB)	Remark
1	2372.040	65.67	-9.84	55.83	74.00	-18.17	peak
2	2372.040	52.66	-9.84	42.82	54.00	-11.18	AVG
3	2375.520	69.42	-9.83	59.59	74.00	-14.41	peak
4	2375.520	55.40	-9.83	45.57	54.00	-8.43	AVG
5	2380.200	70.23	-9.82	60.41	74.00	-13.59	peak
6	2380.200	58.62	-9.82	48.80	54.00	-5.20	AVG
7	2384.160	72.12	-9.80	62.32	74.00	-11.68	peak
8	2384.160	59.81	-9.80	50.01	54.00	-3.99	AVG
9	2386.200	73.78	-9.79	63.99	74.00	-10.01	peak
10	2386.200	60.88	-9.79	51.09	54.00	-2.91	AVG
11	2390.000	72.07	-9.78	62.29	74.00	-11.71	peak
12	2390.000	61.67	-9.78	51.89	54.00	-2.11	AVG

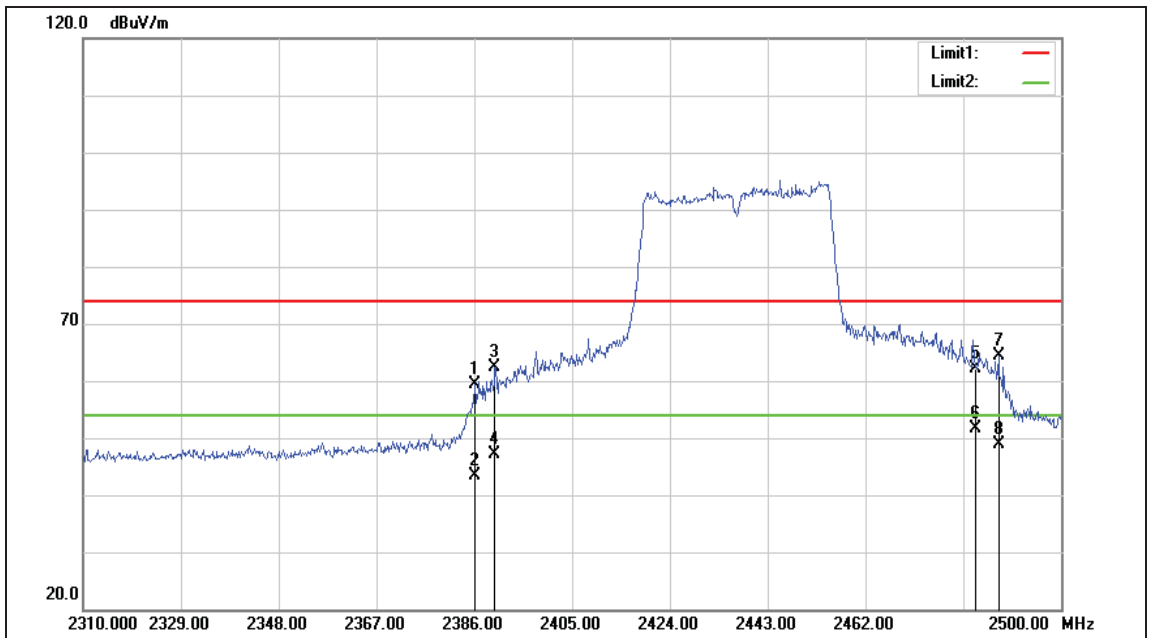
Note:1.Result (dBuV/m) = Correct Factor (dB/m) + Reading(dBuV).

2.Correction factor (dB/m) = Antenna Factor (dB/m) + Cable loss (dB) – Pre-Amplifier gain (dB).

3.When the peak results are less than average limit, so not need to evaluate the average.



Standard:	FCC PART 15.247	Test Distance:	3 m
Test item:	Band edge	Power:	DC 3.3 V
Frequency:	2437 MHz	Temp.(°C)/Hum.(%RH):	26(°C)/60 %RH
Mode:	Mode 5		
Ant.Polar.:	Horizontal		





Standard:	FCC PART 15.247	Test Distance:	3 m
Test item:	Band edge	Power:	DC 3.3 V
Frequency:	2437 MHz	Temp.(°C)/Hum.(%RH):	26(°C)/60 %RH
Mode:	Mode 5		
Ant.Polar.:	Horizontal		

No.	Frequency (MHz)	Reading (dBuV)	Correct Factor (dB/m)	Result (dBuV/m)	Limit (dBuV/m)	Margin (dB)	Remark
1	2386.190	69.05	-9.79	59.26	74.00	-14.74	peak
2	2386.190	53.23	-9.79	43.44	54.00	-10.56	AVG
3	2390.000	72.27	-9.78	62.49	74.00	-11.51	peak
4	2390.000	57.02	-9.78	47.24	54.00	-6.76	AVG
5	2483.500	71.59	-9.56	62.03	74.00	-11.97	peak
6	2483.500	61.19	-9.56	51.63	54.00	-2.37	AVG
7	2487.840	73.98	-9.56	64.42	74.00	-9.58	peak
8	2487.840	58.47	-9.56	48.91	54.00	-5.09	AVG

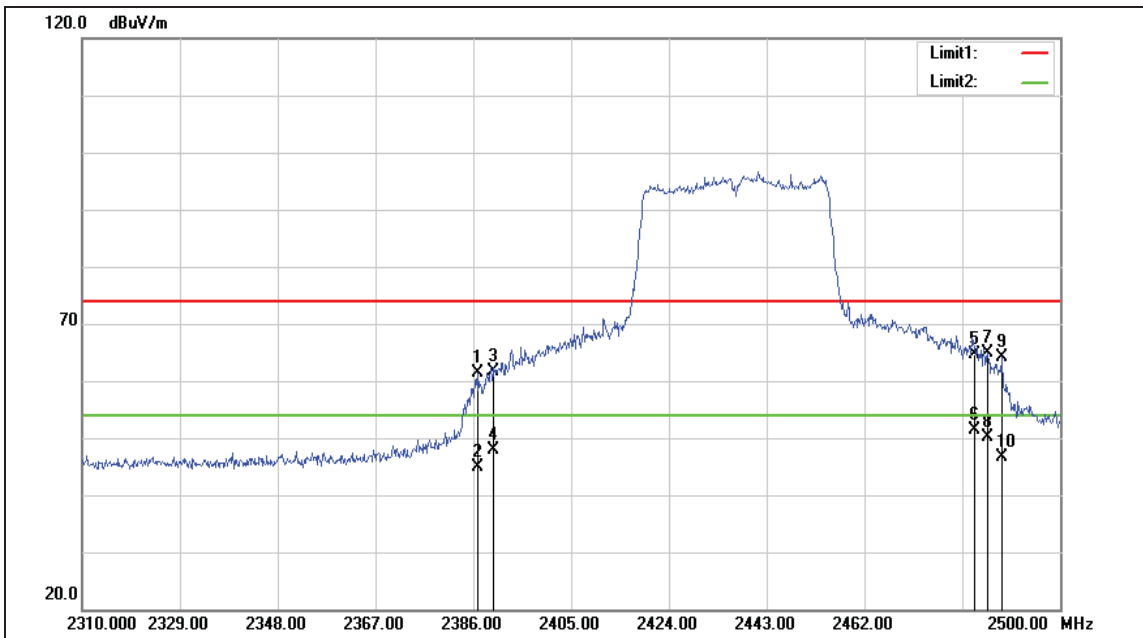
Note:1.Result (dBuV/m) = Correct Factor (dB/m) + Reading(dBuV).

2.Correction factor (dB/m) = Antenna Factor (dB/m) + Cable loss (dB) – Pre-Amplifier gain (dB).

3.When the peak results are less than average limit, so not need to evaluate the average.



Standard:	FCC PART 15.247	Test Distance:	3 m
Test item:	Band edge	Power:	DC 3.3 V
Frequency:	2437 MHz	Temp.(°C)/Hum.(%RH):	26(°C)/60 %RH
Mode:	Mode 5		
Ant.Polar.:	Vertical		





Standard:	FCC PART 15.247	Test Distance:	3 m
Test item:	Band edge	Power:	DC 3.3 V
Frequency:	2437 MHz	Temp.(°C)/Hum.(%RH):	26(°C)/60 %RH
Mode:	Mode 5		
Ant.Polar.:	Vertical		

No.	Frequency (MHz)	Reading (dBuV)	Correct Factor (dB/m)	Result (dBuV/m)	Limit (dBuV/m)	Margin (dB)	Remark
1	2386.950	71.10	-9.79	61.31	74.00	-12.69	peak
2	2386.950	54.68	-9.79	44.89	54.00	-9.11	AVG
3	2390.000	71.36	-9.78	61.58	74.00	-12.42	peak
4	2390.000	57.76	-9.78	47.98	54.00	-6.02	AVG
5	2483.500	74.23	-9.56	64.67	74.00	-9.33	peak
6	2483.500	61.02	-9.56	51.46	54.00	-2.54	AVG
7	2485.940	74.50	-9.56	64.94	74.00	-9.06	peak
8	2485.940	59.63	-9.56	50.07	54.00	-3.93	AVG
9	2488.790	73.61	-9.56	64.05	74.00	-9.95	peak
10	2488.790	56.19	-9.56	46.63	54.00	-7.37	AVG

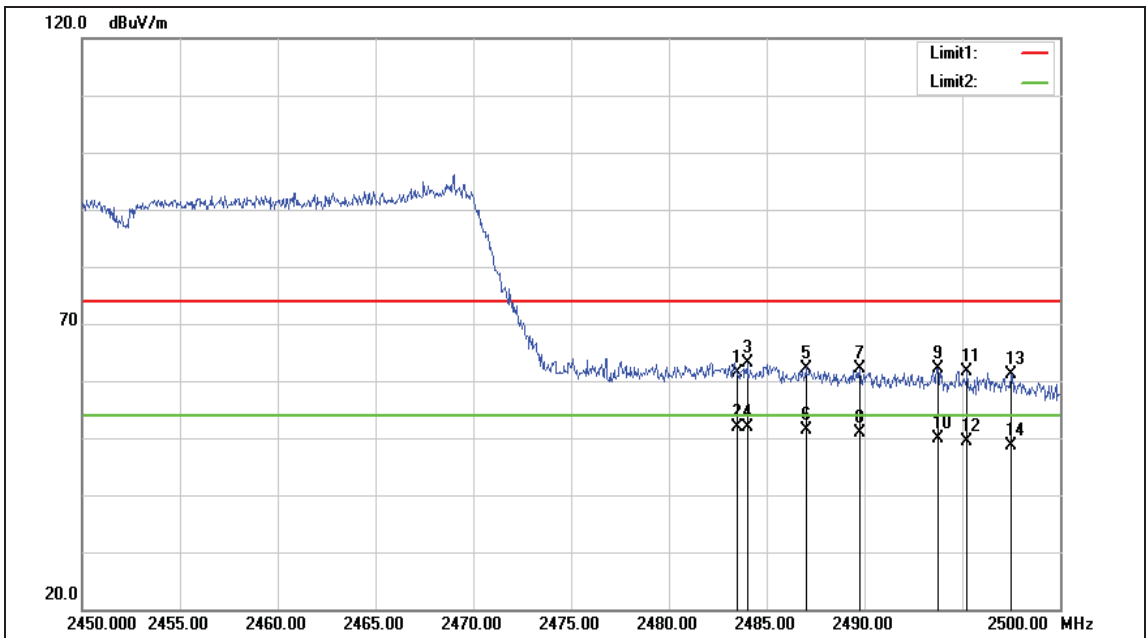
Note:1.Result (dBuV/m) = Correct Factor (dB/m) + Reading(dBuV).

2.Correction factor (dB/m) = Antenna Factor (dB/m) + Cable loss (dB) – Pre-Amplifier gain (dB).

3.When the peak results are less than average limit, so not need to evaluate the average.



Standard:	FCC PART 15.247	Test Distance:	3 m
Test item:	Band edge	Power:	DC 3.3 V
Frequency:	2462 MHz	Temp.(°C)/Hum.(%RH):	26(°C)/60 %RH
Mode:	Mode 5		
Ant.Polar.:	Horizontal		





Standard:	FCC PART 15.247	Test Distance:	3 m
Test item:	Band edge	Power:	DC 3.3 V
Frequency:	2462 MHz	Temp.(°C)/Hum.(%RH):	26(°C)/60 %RH
Mode:	Mode 5		
Ant.Polar.:	Horizontal		

No.	Frequency (MHz)	Reading (dBuV)	Correct Factor (dB/m)	Result (dBuV/m)	Limit (dBuV/m)	Margin (dB)	Remark
1	2483.500	70.96	-9.56	61.40	74.00	-12.60	peak
2	2483.500	61.54	-9.56	51.98	54.00	-2.02	AVG
3	2484.000	72.63	-9.56	63.07	74.00	-10.93	peak
4	2484.000	61.52	-9.56	51.96	54.00	-2.04	AVG
5	2487.000	71.81	-9.56	62.25	74.00	-11.75	peak
6	2487.000	60.87	-9.56	51.31	54.00	-2.69	AVG
7	2489.750	71.61	-9.55	62.06	74.00	-11.94	peak
8	2489.750	60.49	-9.55	50.94	54.00	-3.06	AVG
9	2493.750	71.63	-9.54	62.09	74.00	-11.91	peak
10	2493.750	59.38	-9.54	49.84	54.00	-4.16	AVG
11	2495.250	71.23	-9.54	61.69	74.00	-12.31	peak
12	2495.250	58.81	-9.54	49.27	54.00	-4.73	AVG
13	2497.500	70.68	-9.53	61.15	74.00	-12.85	peak
14	2497.500	58.16	-9.53	48.63	54.00	-5.37	AVG

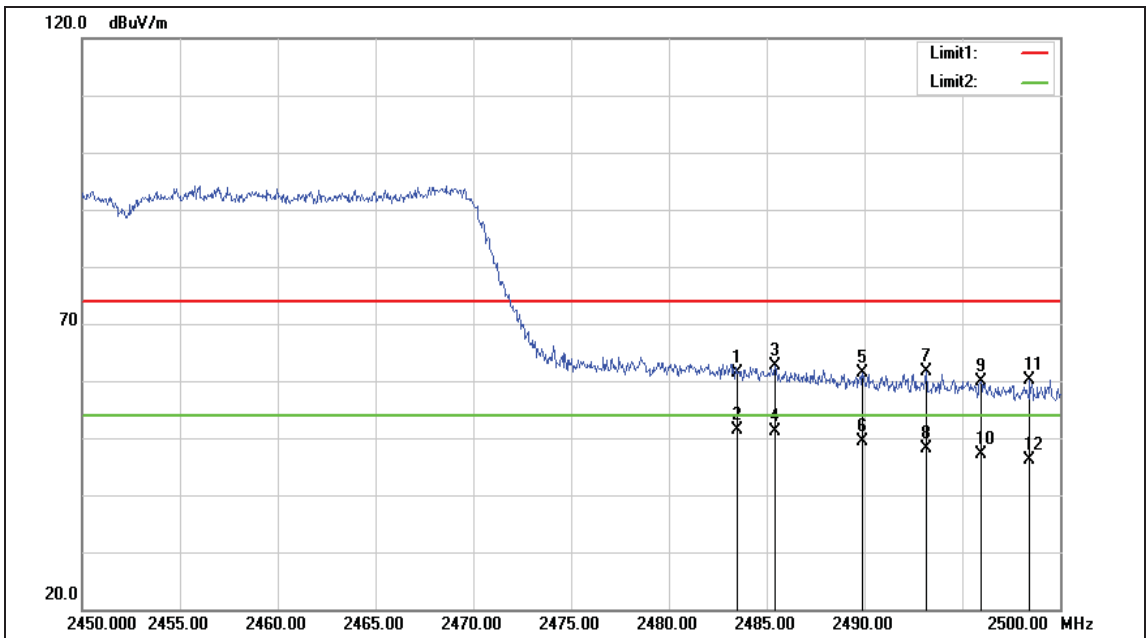
Note:1.Result (dBuV/m) = Correct Factor (dB/m) + Reading(dBuV).

2.Correction factor (dB/m) = Antenna Factor (dB/m) + Cable loss (dB) – Pre-Amplifier gain (dB).

3.When the peak results are less than average limit, so not need to evaluate the average.



Standard:	FCC PART 15.247	Test Distance:	3 m
Test item:	Band edge	Power:	DC 3.3 V
Frequency:	2462 MHz	Temp.(°C)/Hum.(%RH):	26(°C)/60 %RH
Mode:	Mode 5		
Ant.Polar.:	Vertical		





Standard:	FCC PART 15.247	Test Distance:	3 m
Test item:	Band edge	Power:	DC 3.3 V
Frequency:	2462 MHz	Temp.(°C)/Hum.(%RH):	26(°C)/60 %RH
Mode:	Mode 5		
Ant.Polar.:	Vertical		

No.	Frequency (MHz)	Reading (dBuV)	Correct Factor (dB/m)	Result (dBuV/m)	Limit (dBuV/m)	Margin (dB)	Remark
1	2483.500	71.00	-9.56	61.44	74.00	-12.56	peak
2	2483.500	61.06	-9.56	51.50	54.00	-2.50	AVG
3	2485.400	72.08	-9.56	62.52	74.00	-11.48	peak
4	2485.400	60.70	-9.56	51.14	54.00	-2.86	AVG
5	2489.900	70.89	-9.55	61.34	74.00	-12.66	peak
6	2489.900	58.89	-9.55	49.34	54.00	-4.66	AVG
7	2493.150	71.08	-9.55	61.53	74.00	-12.47	peak
8	2493.150	57.68	-9.55	48.13	54.00	-5.87	AVG
9	2495.950	69.38	-9.54	59.84	74.00	-14.16	peak
10	2495.950	56.78	-9.54	47.24	54.00	-6.76	AVG
11	2498.450	69.71	-9.53	60.18	74.00	-13.82	peak
12	2498.450	55.76	-9.53	46.23	54.00	-7.77	AVG

Note:1.Result (dBuV/m) = Correct Factor (dB/m) + Reading(dBuV).

2.Correction factor (dB/m) = Antenna Factor (dB/m) + Cable loss (dB) – Pre-Amplifier gain (dB).

3.When the peak results are less than average limit, so not need to evaluate the average.



Power setting 2_Antenna Type: Dipole Antenna

Harmonic

Below 1 GHz

Standard:	FCC Part 15.247	Test Distance:	3 m
Test item:	Harmonic	Power:	DC 3.3 V
Frequency:	2412 MHz	Temp.(°C)/Hum.(%RH):	26(°C)/60 %RH
Test Mode:	Mode 1		

Frequency (MHz)	Reading (dBuV)	Correct Factor (dB/m)	Result (dBuV/m)	Limit (dBuV/m)	Margin (dB)	Remark	Ant.Polar. H / V
113.4200	50.08	-13.80	36.28	43.50	-7.22	QP	H
170.6500	45.17	-10.44	34.73	43.50	-8.77	QP	H
240.4900	44.32	-12.26	32.06	46.00	-13.94	QP	H
320.0300	43.56	-9.65	33.91	46.00	-12.09	QP	H
719.6700	41.82	-1.43	40.39	46.00	-5.61	QP	H
808.9100	35.64	0.40	36.04	46.00	-9.96	QP	H
82.3800	48.31	-14.82	33.49	40.00	-6.51	QP	V
170.6500	43.59	-10.44	33.15	43.50	-10.35	QP	V
242.4300	47.28	-12.29	34.99	46.00	-11.01	QP	V
405.3900	38.76	-7.20	31.56	46.00	-14.44	QP	V
664.3800	38.21	-2.22	35.99	46.00	-10.01	QP	V
862.2600	32.85	1.12	33.97	46.00	-12.03	QP	V

Note:1.Result (dBuV/m) = Correct Factor (dB/m) + Reading(dBuV).

Example: 36.28=-13.80+50.08

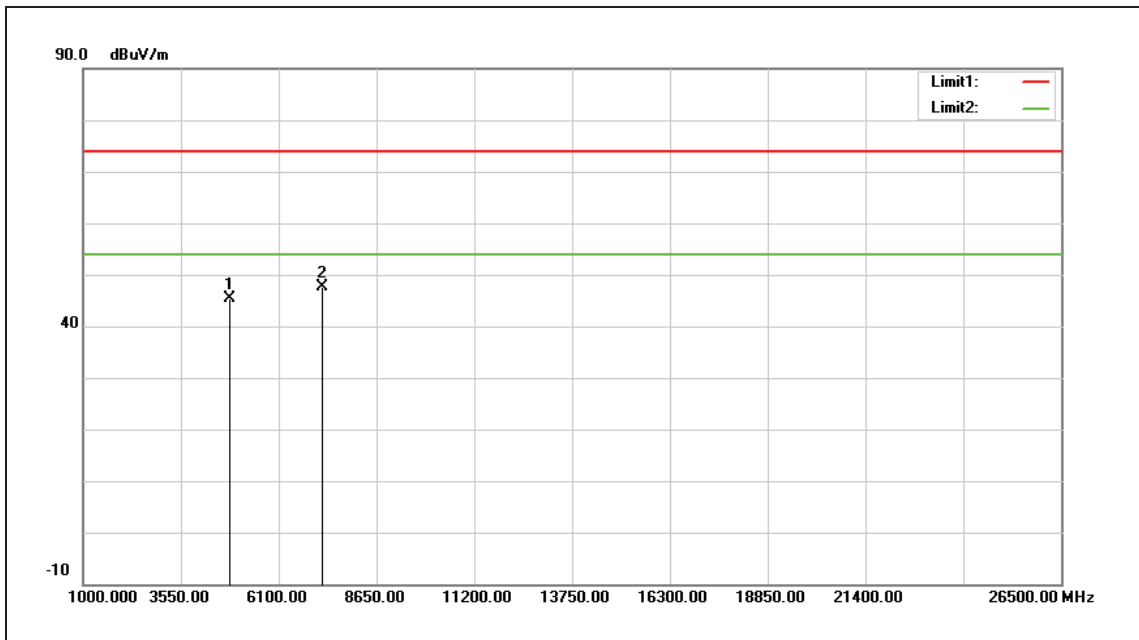
2.Correction factor (dB/m) = Antenna Factor (dB/m) + Cable loss (dB) – Pre-Amplifier gain (dB).

3.When the peak results are less than average limit, so not need to evaluate the average.



Above 1 GHz

Standard:	FCC PART 15.247	Test Distance:	3 m
Test item:	Harmonic	Power:	DC 3.3 V
Frequency:	2412 MHz	Temp.(°C)/Hum.(%RH):	26(°C)/60 %RH
Mode:	Mode 2		
Ant.Polar.:	Horizontal		



No.	Frequency (MHz)	Reading (dBuV)	Correct Factor (dB/m)	Result (dBuV/m)	Limit (dBuV/m)	Margin (dB)	Remark
1	4824.000	50.47	-5.05	45.42	74.00	-28.58	peak
2	7236.000	48.40	-0.88	47.52	74.00	-26.48	peak

Note: 1.Result (dBuV/m) = Correct Factor (dB/m) + Reading(dBuV).

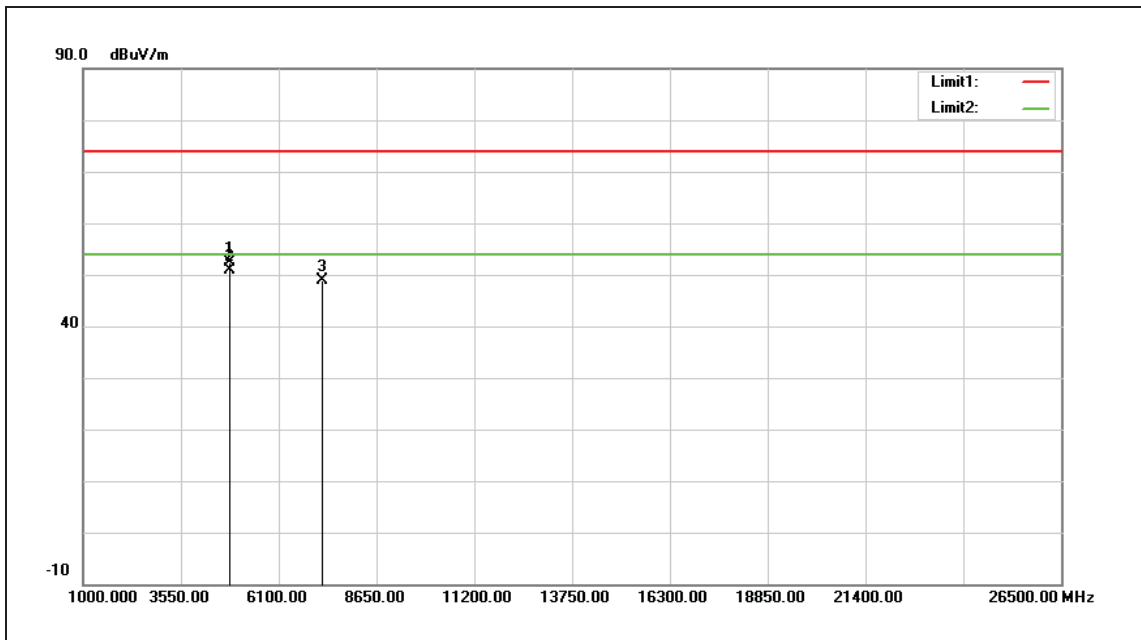
Example: 45.42= -5.05+50.47

2.Correction factor (dB/m) = Antenna Factor (dB/m) + Cable loss (dB) – Pre-Amplifier gain (dB).

3.When the peak results are less than average limit, so not need to evaluate the average.



Standard:	FCC PART 15.247	Test Distance:	3 m
Test item:	Harmonic	Power:	DC 3.3 V
Frequency:	2412 MHz	Temp.(°C)/Hum.(%RH):	26(°C)/60 %RH
Mode:	Mode 2		
Ant.Polar.:	Vertical		



No.	Frequency (MHz)	Reading (dBuV)	Correct Factor (dB/m)	Result (dBuV/m)	Limit (dBuV/m)	Margin (dB)	Remark
1	4824.000	57.43	-5.05	52.38	74.00	-21.62	peak
2	4824.000	56.01	-5.05	50.96	54.00	-3.04	AVG
3	7236.000	49.84	-0.88	48.96	74.00	-25.04	peak

Note:1.Result (dBuV/m) = Correct Factor (dB/m) + Reading(dBuV).

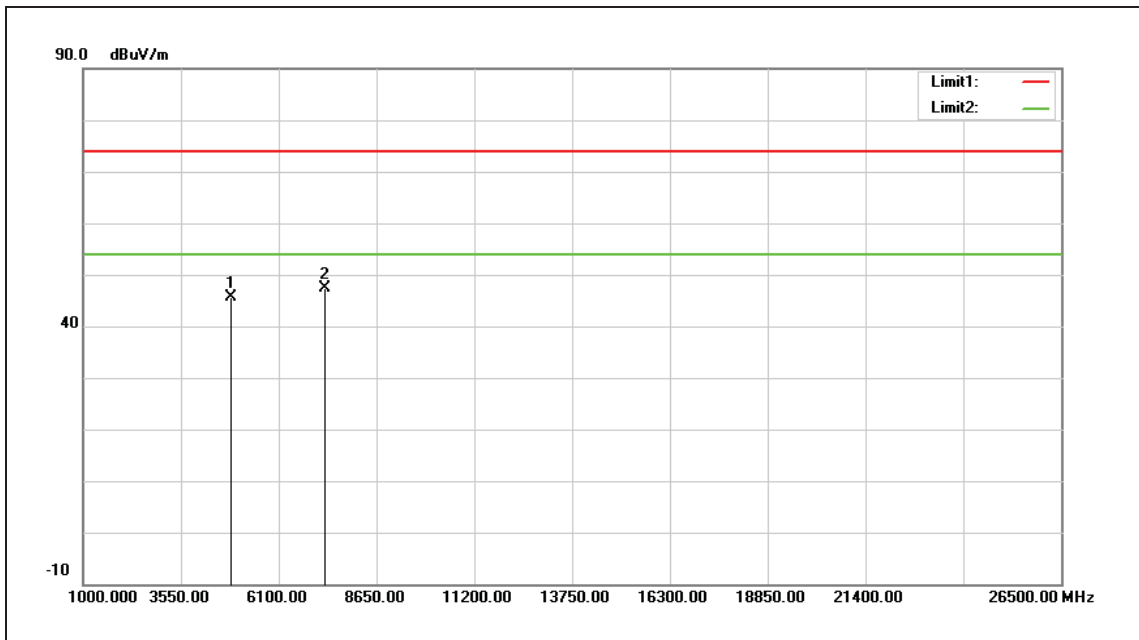
Example: 52.38= -5.05+57.43

2.Correction factor (dB/m) = Antenna Factor (dB/m) + Cable loss (dB) – Pre-Amplifier gain (dB).

3.When the peak results are less than average limit, so not need to evaluate the average.



Standard:	FCC PART 15.247	Test Distance:	3 m
Test item:	Harmonic	Power:	DC 3.3 V
Frequency:	2437 MHz	Temp.(°C)/Hum.(%RH):	26(°C)/60 %RH
Mode:	Mode 2		
Ant.Polar.:	Horizontal		



No.	Frequency (MHz)	Reading (dBuV)	Correct Factor (dB/m)	Result (dBuV/m)	Limit (dBuV/m)	Margin (dB)	Remark
1	4874.000	50.67	-5.09	45.58	74.00	-28.42	peak
2	7311.000	48.04	-0.67	47.37	74.00	-26.63	peak

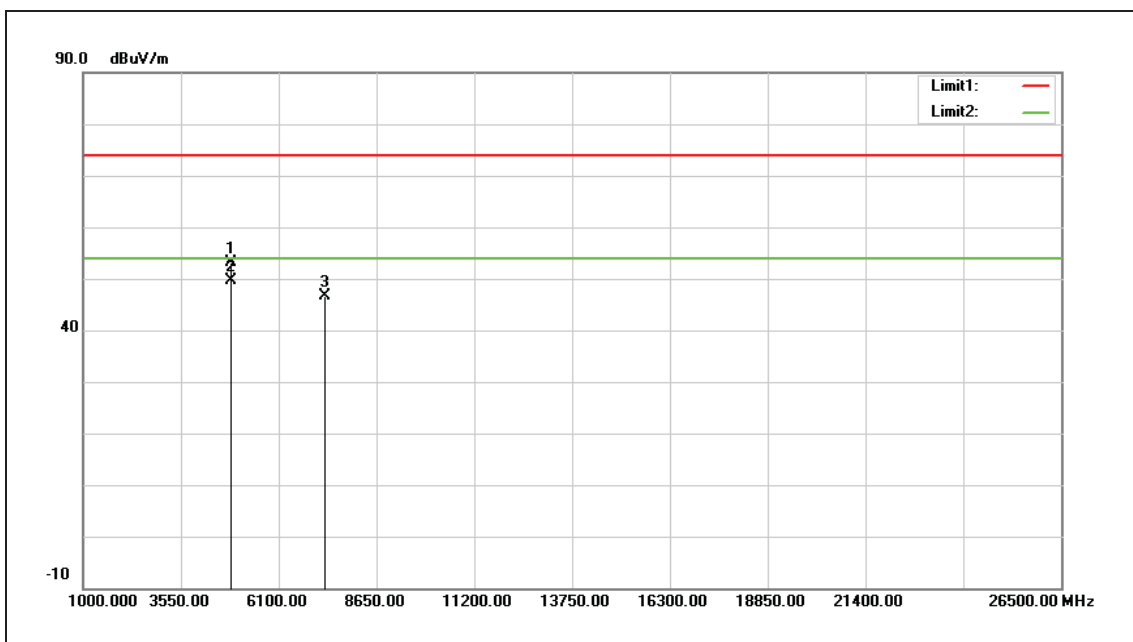
Note:1.Result (dBuV/m) = Correct Factor (dB/m) + Reading(dBuV).

2.Correction factor (dB/m) = Antenna Factor (dB/m) + Cable loss (dB) – Pre-Amplifier gain (dB).

3.When the peak results are less than average limit, so not need to evaluate the average.



Standard:	FCC PART 15.247	Test Distance:	3 m
Test item:	Harmonic	Power:	DC 3.3 V
Frequency:	2437 MHz	Temp.(°C)/Hum.(%RH):	26(°C)/60 %RH
Mode:	Mode 2		
Ant.Polar.:	Vertical		



No.	Frequency (MHz)	Reading (dBuV)	Correct Factor (dB/m)	Result (dBuV/m)	Limit (dBuV/m)	Margin (dB)	Remark
1	4874.000	58.25	-5.09	53.16	74.00	-20.84	peak
2	4874.000	54.75	-5.09	49.66	54.00	-4.34	AVG
3	7311.000	47.31	-0.67	46.64	74.00	-27.36	peak

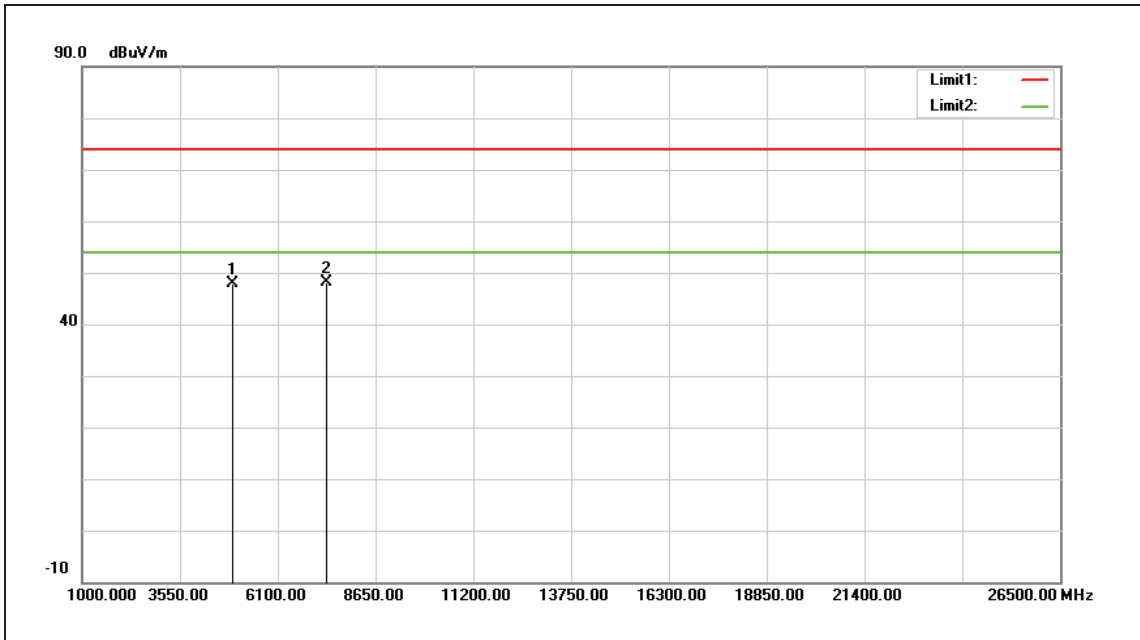
Note:1.Result (dBuV/m) = Correct Factor (dB/m) + Reading(dBuV).

2.Correction factor (dB/m) = Antenna Factor (dB/m) + Cable loss (dB) – Pre-Amplifier gain (dB).

3.When the peak results are less than average limit, so not need to evaluate the average.



Standard:	FCC PART 15.247	Test Distance:	3 m
Test item:	Harmonic	Power:	DC 3.3 V
Frequency:	2462 MHz	Temp.(°C)/Hum.(%RH):	26(°C)/60 %RH
Mode:	Mode 2		
Ant.Polar.:	Horizontal		



No.	Frequency (MHz)	Reading (dBuV)	Correct Factor (dB/m)	Result (dBuV/m)	Limit (dBuV/m)	Margin (dB)	Remark
1	4924.000	53.06	-5.14	47.92	74.00	-26.08	peak
2	7386.000	48.69	-0.45	48.24	74.00	-25.76	peak

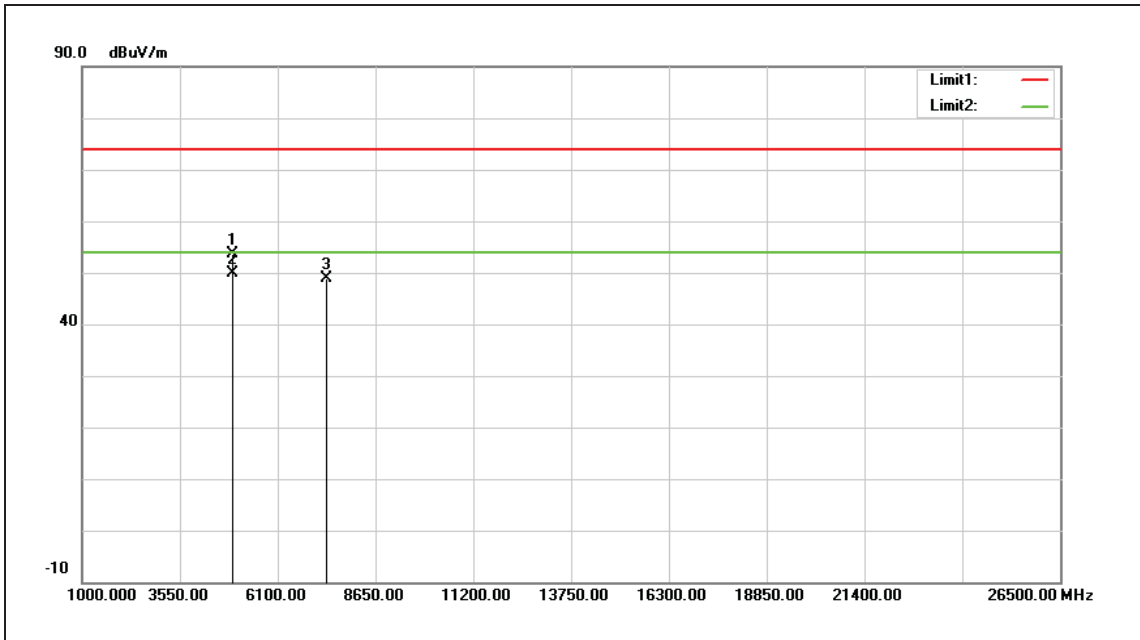
Note:1.Result (dBuV/m) = Correct Factor (dB/m) + Reading(dBuV).

2.Correction factor (dB/m) = Antenna Factor (dB/m) + Cable loss (dB) – Pre-Amplifier gain (dB).

3.When the peak results are less than average limit, so not need to evaluate the average.



Standard:	FCC PART 15.247	Test Distance:	3 m
Test item:	Harmonic	Power:	DC 3.3 V
Frequency:	2462 MHz	Temp.(°C)/Hum.(%RH):	26(°C)/60 %RH
Mode:	Mode 2		
Ant.Polar.:	Vertical		



No.	Frequency (MHz)	Reading (dBuV)	Correct Factor (dB/m)	Result (dBuV/m)	Limit (dBuV/m)	Margin (dB)	Remark
1	4924.000	58.70	-5.14	53.56	74.00	-20.44	peak
2	4924.000	54.97	-5.14	49.83	54.00	-4.17	AVG
3	7386.000	49.27	-0.45	48.82	74.00	-25.18	peak

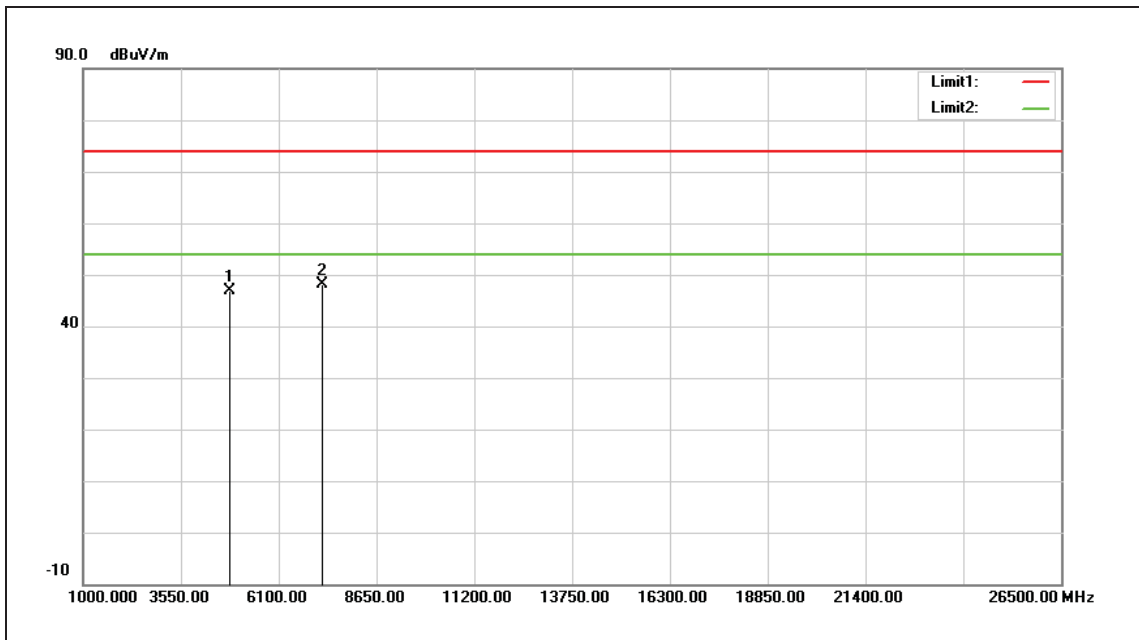
Note:1.Result (dBuV/m) = Correct Factor (dB/m) + Reading(dBuV).

2.Correction factor (dB/m) = Antenna Factor (dB/m) + Cable loss (dB) – Pre-Amplifier gain (dB).

3.When the peak results are less than average limit, so not need to evaluate the average.



Standard:	FCC PART 15.247	Test Distance:	3 m
Test item:	Harmonic	Power:	DC 3.3 V
Frequency:	2412 MHz	Temp.(°C)/Hum.(%RH):	26(°C)/60 %RH
Mode:	Mode 3		
Ant.Polar.:	Horizontal		



No.	Frequency (MHz)	Reading (dBuV)	Correct Factor (dB/m)	Result (dBuV/m)	Limit (dBuV/m)	Margin (dB)	Remark
1	4824.000	51.85	-5.05	46.80	74.00	-27.20	peak
2	7236.000	49.11	-0.88	48.23	74.00	-25.77	peak

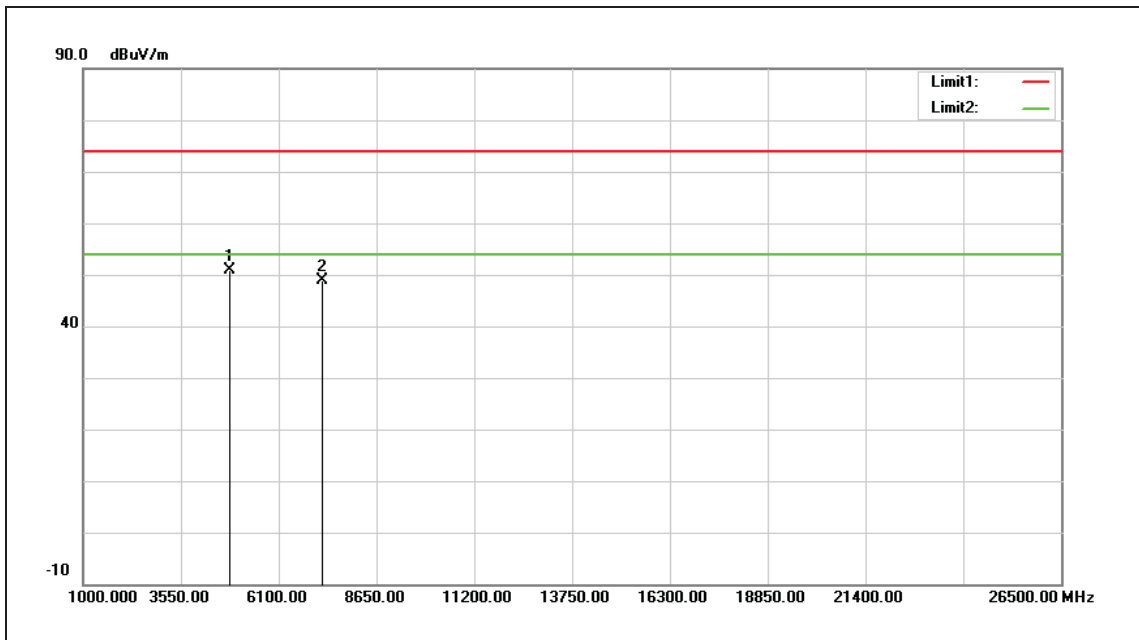
Note:1.Result (dBuV/m) = Correct Factor (dB/m) + Reading(dBuV).

2.Correction factor (dB/m) = Antenna Factor (dB/m) + Cable loss (dB) – Pre-Amplifier gain (dB).

3.When the peak results are less than average limit, so not need to evaluate the average.



Standard:	FCC PART 15.247	Test Distance:	3 m
Test item:	Harmonic	Power:	DC 3.3 V
Frequency:	2412 MHz	Temp.(°C)/Hum.(%RH):	26(°C)/60 %RH
Mode:	Mode 3		
Ant.Polar.:	Vertical		



No.	Frequency (MHz)	Reading (dBuV)	Correct Factor (dB/m)	Result (dBuV/m)	Limit (dBuV/m)	Margin (dB)	Remark
1	4825.000	55.98	-5.05	50.93	74.00	-23.07	peak
2	7236.000	49.67	-0.88	48.79	74.00	-25.21	peak

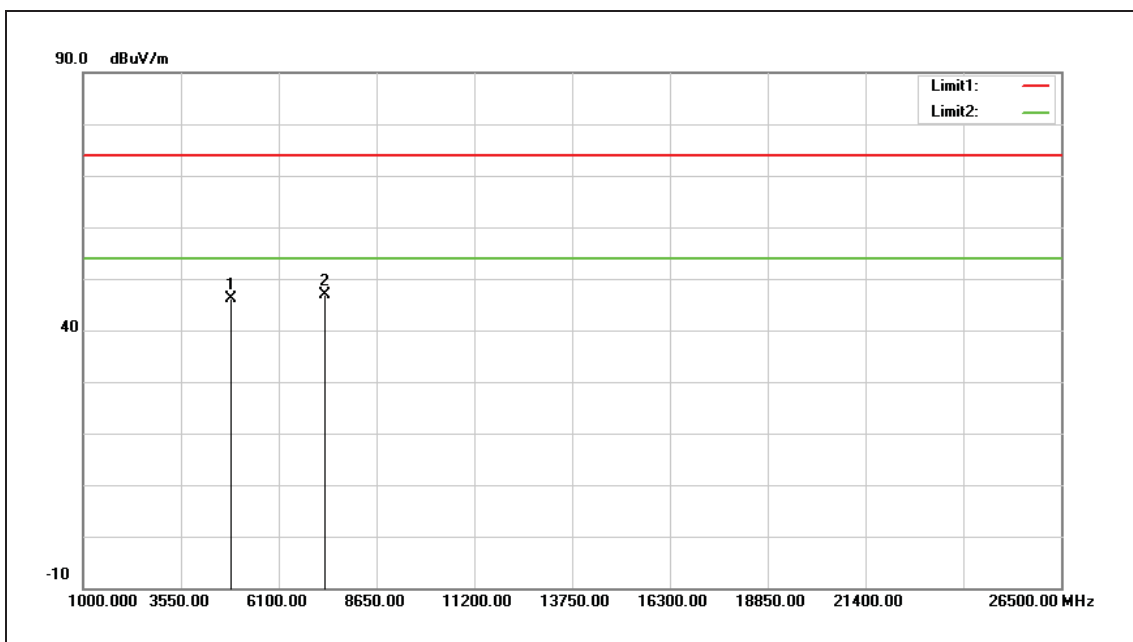
Note:1.Result (dBuV/m) = Correct Factor (dB/m) + Reading(dBuV).

2.Correction factor (dB/m) = Antenna Factor (dB/m) + Cable loss (dB) – Pre-Amplifier gain (dB).

3.When the peak results are less than average limit, so not need to evaluate the average.



Standard:	FCC PART 15.247	Test Distance:	3 m
Test item:	Harmonic	Power:	DC 3.3 V
Frequency:	2437 MHz	Temp.(°C)/Hum.(%RH):	26(°C)/60 %RH
Mode:	Mode 3		
Ant.Polar.:	Horizontal		



No.	Frequency (MHz)	Reading (dBuV)	Correct Factor (dB/m)	Result (dBuV/m)	Limit (dBuV/m)	Margin (dB)	Remark
1	4874.000	51.30	-5.09	46.21	74.00	-27.79	peak
2	7311.000	47.47	-0.67	46.80	74.00	-27.20	peak

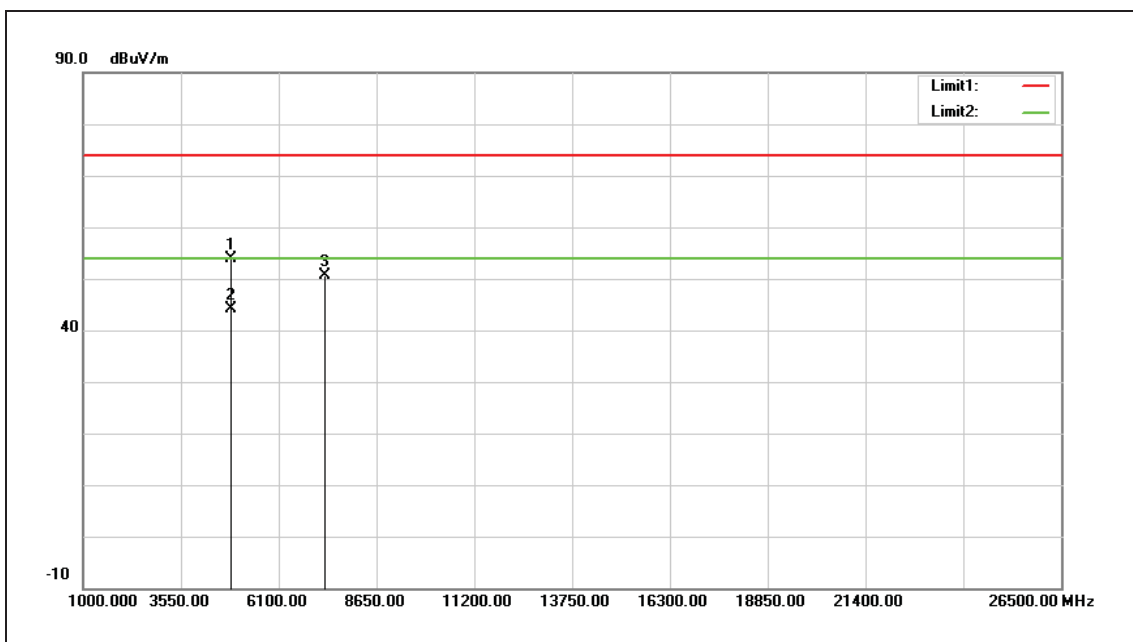
Note:1.Result (dBuV/m) = Correct Factor (dB/m) + Reading(dBuV).

2.Correction factor (dB/m) = Antenna Factor (dB/m) + Cable loss (dB) – Pre-Amplifier gain (dB).

3.When the peak results are less than average limit, so not need to evaluate the average.



Standard:	FCC PART 15.247	Test Distance:	3 m
Test item:	Harmonic	Power:	DC 3.3 V
Frequency:	2437 MHz	Temp.(°C)/Hum.(%RH):	26(°C)/60 %RH
Mode:	Mode 3		
Ant.Polar.:	Vertical		



No.	Frequency (MHz)	Reading (dBuV)	Correct Factor (dB/m)	Result (dBuV/m)	Limit (dBuV/m)	Margin (dB)	Remark
1	4874.000	58.87	-5.09	53.78	74.00	-20.22	peak
2	4874.000	49.18	-5.09	44.09	54.00	-9.91	AVG
3	7311.000	51.20	-0.67	50.53	74.00	-23.47	peak

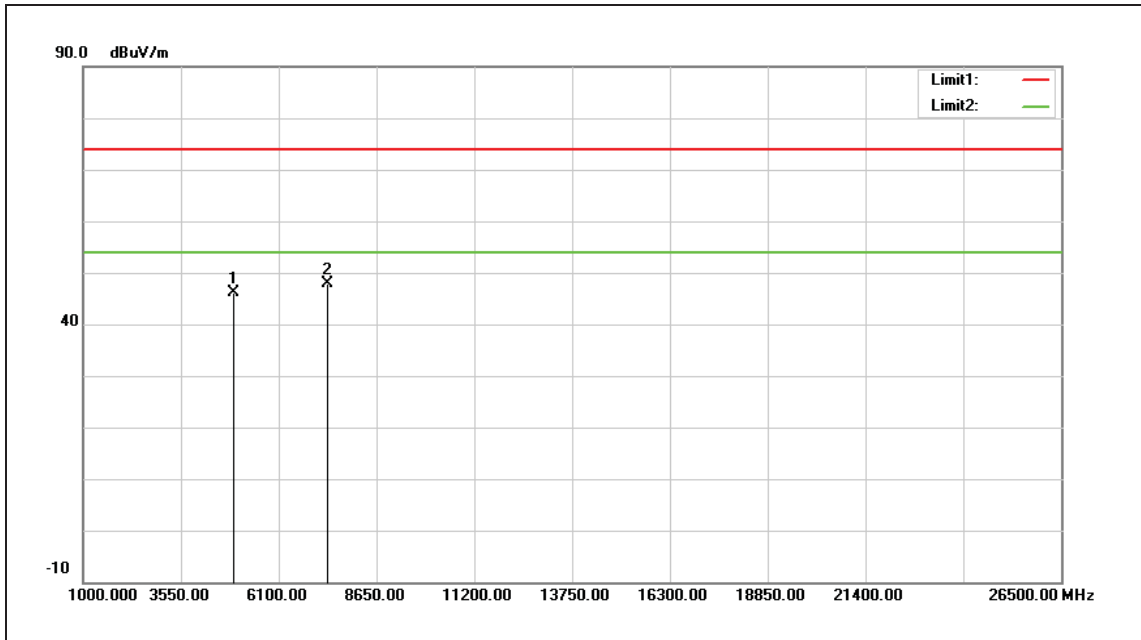
Note:1.Result (dBuV/m) = Correct Factor (dB/m) + Reading(dBuV).

2.Correction factor (dB/m) = Antenna Factor (dB/m) + Cable loss (dB) – Pre-Amplifier gain (dB).

3.When the peak results are less than average limit, so not need to evaluate the average.



Standard:	FCC PART 15.247	Test Distance:	3 m
Test item:	Harmonic	Power:	DC 3.3 V
Frequency:	2462 MHz	Temp.(°C)/Hum.(%RH):	26(°C)/60 %RH
Mode:	Mode 3		
Ant.Polar.:	Horizontal		



No.	Frequency (MHz)	Reading (dBuV)	Correct Factor (dB/m)	Result (dBuV/m)	Limit (dBuV/m)	Margin (dB)	Remark
1	4924.000	51.18	-5.14	46.04	74.00	-27.96	peak
2	7386.000	48.26	-0.45	47.81	74.00	-26.19	peak

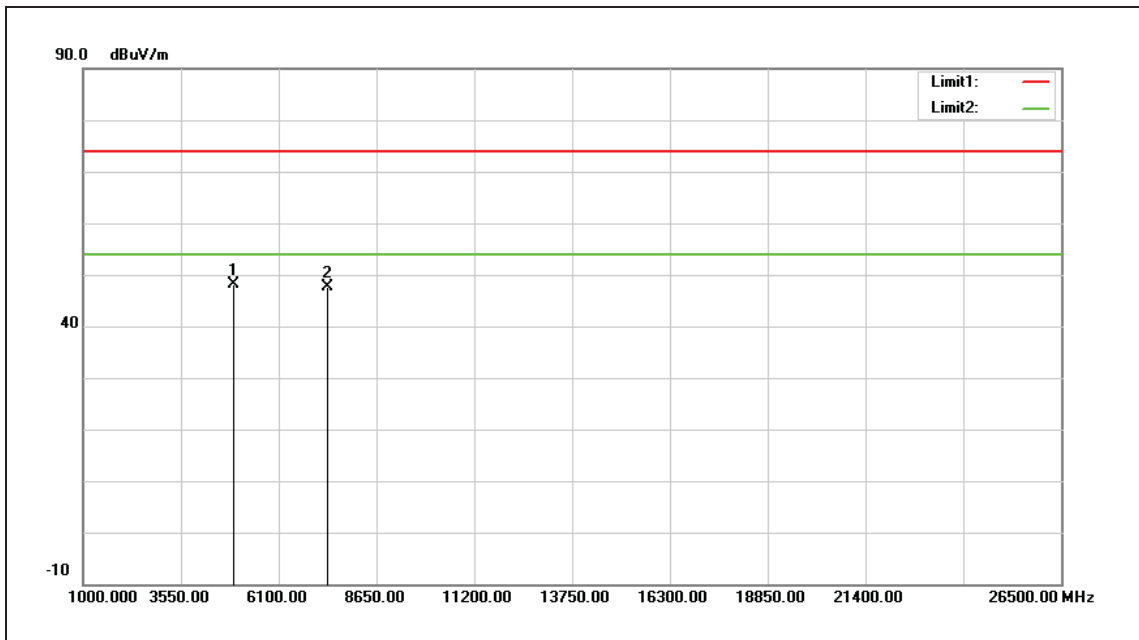
Note:1.Result (dBuV/m) = Correct Factor (dB/m) + Reading(dBuV).

2.Correction factor (dB/m) = Antenna Factor (dB/m) + Cable loss (dB) – Pre-Amplifier gain (dB).

3.When the peak results are less than average limit, so not need to evaluate the average.



Standard:	FCC PART 15.247	Test Distance:	3 m
Test item:	Harmonic	Power:	DC 3.3 V
Frequency:	2462 MHz	Temp.(°C)/Hum.(%RH):	26(°C)/60 %RH
Mode:	Mode 3		
Ant.Polar.:	Vertical		



No.	Frequency (MHz)	Reading (dBuV)	Correct Factor (dB/m)	Result (dBuV/m)	Limit (dBuV/m)	Margin (dB)	Remark
1	4924.000	53.20	-5.14	48.06	74.00	-25.94	peak
2	7386.000	48.11	-0.45	47.66	74.00	-26.34	peak

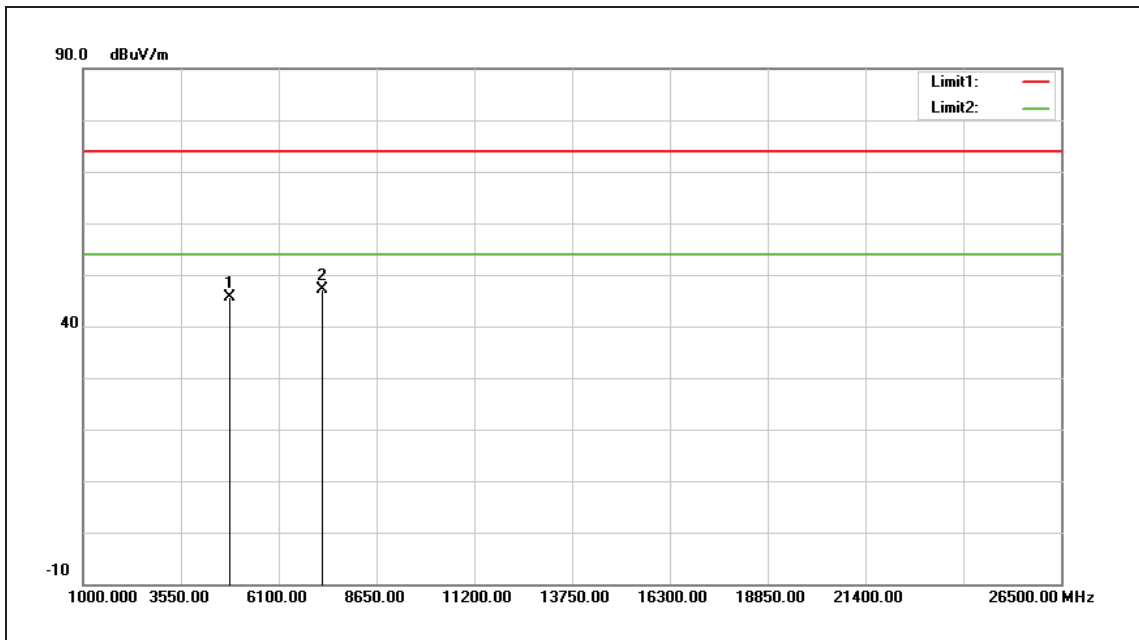
Note:1.Result (dBuV/m) = Correct Factor (dB/m) + Reading(dBuV).

2.Correction factor (dB/m) = Antenna Factor (dB/m) + Cable loss (dB) – Pre-Amplifier gain (dB).

3.When the peak results are less than average limit, so not need to evaluate the average.



Standard:	FCC PART 15.247	Test Distance:	3 m
Test item:	Harmonic	Power:	DC 3.3 V
Frequency:	2412 MHz	Temp.(°C)/Hum.(%RH):	26(°C)/60 %RH
Mode:	Mode 4		
Ant.Polar.:	Horizontal		



No.	Frequency (MHz)	Reading (dBuV)	Correct Factor (dB/m)	Result (dBuV/m)	Limit (dBuV/m)	Margin (dB)	Remark
1	4824.000	50.60	-5.05	45.55	74.00	-28.45	peak
2	7236.000	47.89	-0.88	47.01	74.00	-26.99	peak

Note:1.Result (dBuV/m) = Correct Factor (dB/m) + Reading(dBuV).

2.Correction factor (dB/m) = Antenna Factor (dB/m) + Cable loss (dB) – Pre-Amplifier gain (dB).

3.When the peak results are less than average limit, so not need to evaluate the average.



Standard:	FCC PART 15.247	Test Distance:	3 m
Test item:	Harmonic	Power:	DC 3.3 V
Frequency:	2412 MHz	Temp.(°C)/Hum.(%RH):	26(°C)/60 %RH
Mode:	Mode 4		
Ant.Polar.:	Vertical		



No.	Frequency (MHz)	Reading (dBuV)	Correct Factor (dB/m)	Result (dBuV/m)	Limit (dBuV/m)	Margin (dB)	Remark
1	4824.000	53.73	-5.05	48.68	74.00	-25.32	peak
2	7236.000	47.96	-0.88	47.08	74.00	-26.92	peak

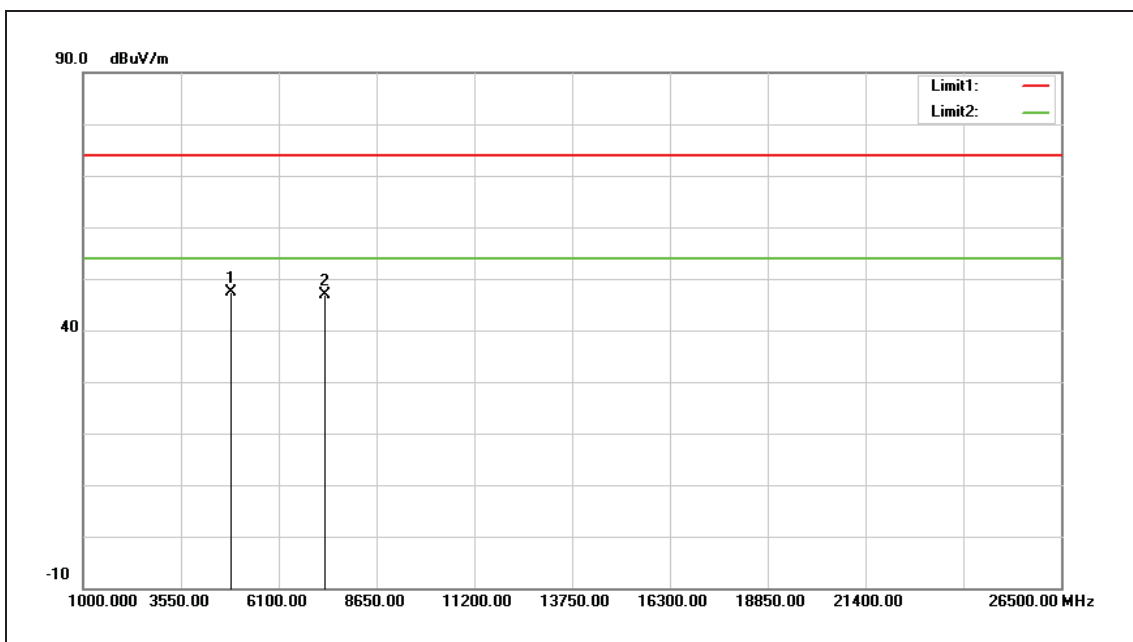
Note:1.Result (dBuV/m) = Correct Factor (dB/m) + Reading(dBuV).

2.Correction factor (dB/m) = Antenna Factor (dB/m) + Cable loss (dB) – Pre-Amplifier gain (dB).

3.When the peak results are less than average limit, so not need to evaluate the average.



Standard:	FCC PART 15.247	Test Distance:	3 m
Test item:	Harmonic	Power:	DC 3.3 V
Frequency:	2437 MHz	Temp.(°C)/Hum.(%RH):	26(°C)/60 %RH
Mode:	Mode 4		
Ant.Polar.:	Horizontal		



No.	Frequency (MHz)	Reading (dBuV)	Correct Factor (dB/m)	Result (dBuV/m)	Limit (dBuV/m)	Margin (dB)	Remark
1	4874.000	52.37	-5.09	47.28	74.00	-26.72	peak
2	7311.000	47.51	-0.67	46.84	74.00	-27.16	peak

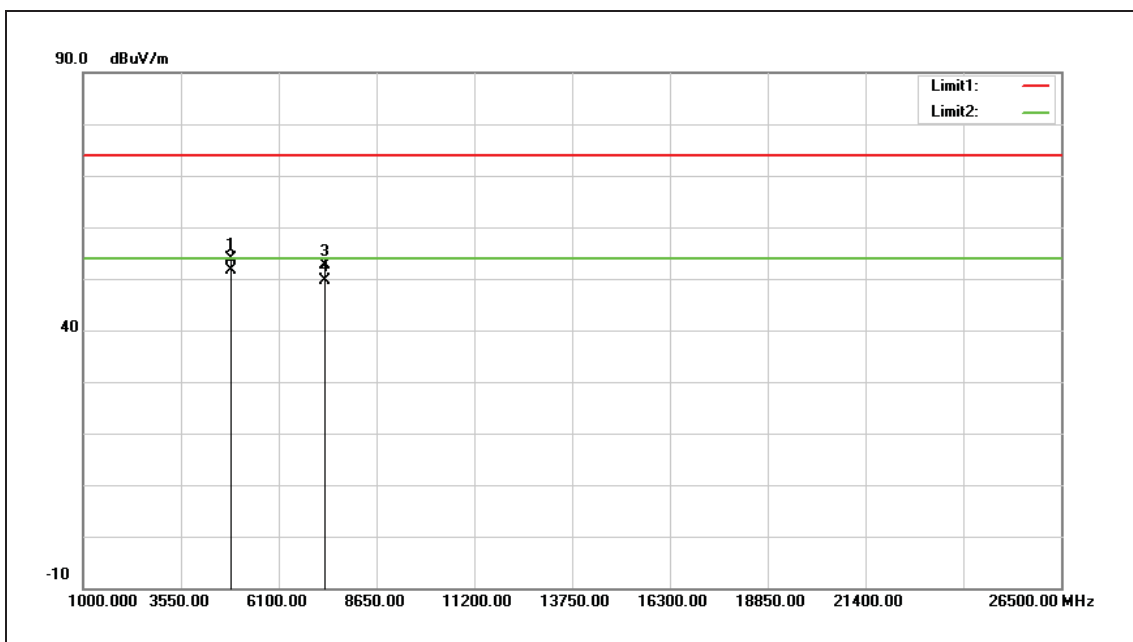
Note:1.Result (dBuV/m) = Correct Factor (dB/m) + Reading(dBuV).

2.Correction factor (dB/m) = Antenna Factor (dB/m) + Cable loss (dB) – Pre-Amplifier gain (dB).

3.When the peak results are less than average limit, so not need to evaluate the average.



Standard:	FCC PART 15.247	Test Distance:	3 m
Test item:	Harmonic	Power:	DC 3.3 V
Frequency:	2437 MHz	Temp.(°C)/Hum.(%RH):	26(°C)/60 %RH
Mode:	Mode 4		
Ant.Polar.:	Vertical		



No.	Frequency (MHz)	Reading (dBuV)	Correct Factor (dB/m)	Result (dBuV/m)	Limit (dBuV/m)	Margin (dB)	Remark
1	4874.000	58.93	-5.09	53.84	74.00	-20.16	peak
2	4874.000	56.73	-5.09	51.64	54.00	-2.36	AVG
3	7311.000	53.32	-0.67	52.65	74.00	-21.35	peak
4	7311.000	50.26	-0.67	49.59	54.00	-4.41	AVG

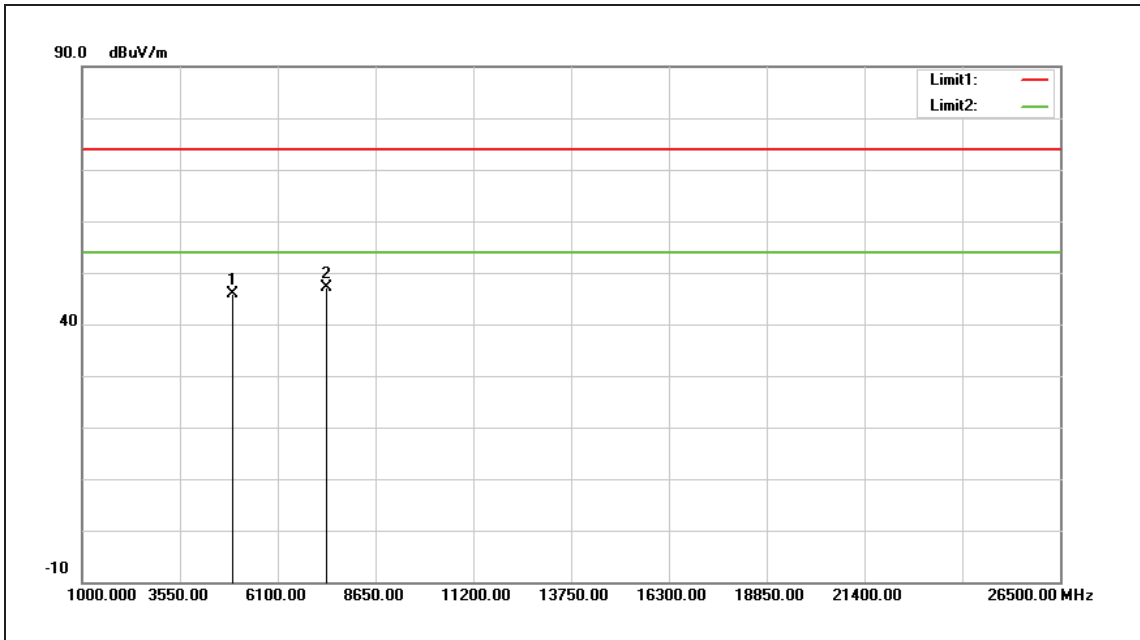
Note:1.Result (dBuV/m) = Correct Factor (dB/m) + Reading(dBuV).

2.Correction factor (dB/m) = Antenna Factor (dB/m) + Cable loss (dB) – Pre-Amplifier gain (dB).

3.When the peak results are less than average limit, so not need to evaluate the average.



Standard:	FCC PART 15.247	Test Distance:	3 m
Test item:	Harmonic	Power:	DC 3.3 V
Frequency:	2462 MHz	Temp.(°C)/Hum.(%RH):	26(°C)/60 %RH
Mode:	Mode 4		
Ant.Polar.:	Horizontal		



No.	Frequency (MHz)	Reading (dBuV)	Correct Factor (dB/m)	Result (dBuV/m)	Limit (dBuV/m)	Margin (dB)	Remark
1	4924.000	51.09	-5.14	45.95	74.00	-28.05	peak
2	7386.000	47.62	-0.45	47.17	74.00	-26.83	peak

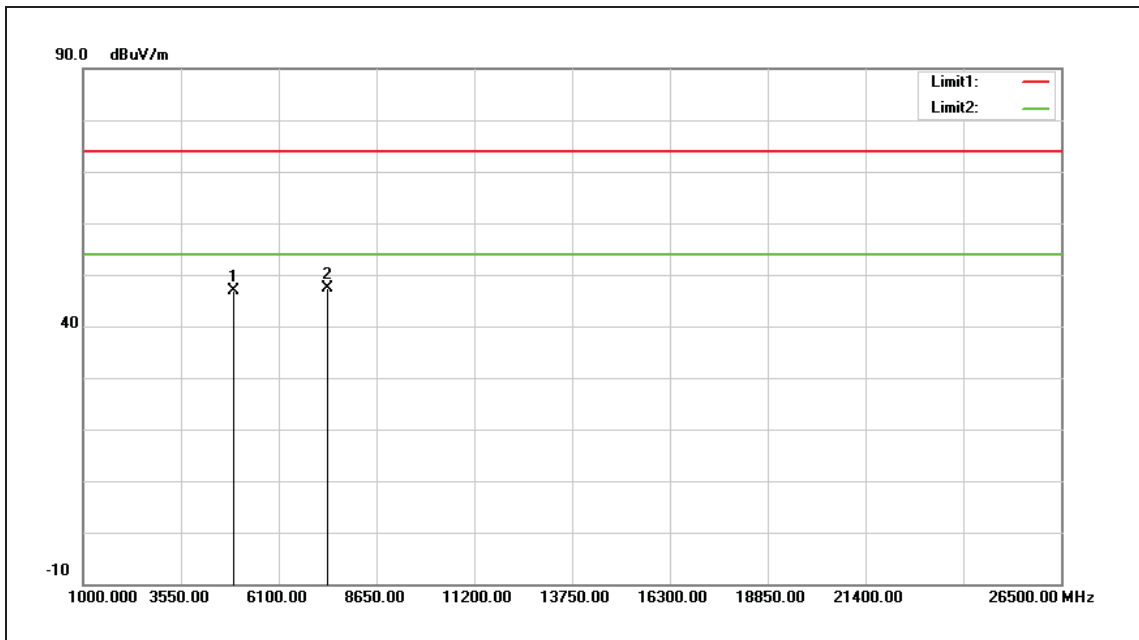
Note:1.Result (dBuV/m) = Correct Factor (dB/m) + Reading(dBuV).

2.Correction factor (dB/m) = Antenna Factor (dB/m) + Cable loss (dB) – Pre-Amplifier gain (dB).

3.When the peak results are less than average limit, so not need to evaluate the average.



Standard:	FCC PART 15.247	Test Distance:	3 m
Test item:	Harmonic	Power:	DC 3.3 V
Frequency:	2462 MHz	Temp.(°C)/Hum.(%RH):	26(°C)/60 %RH
Mode:	Mode 4		
Ant.Polar.:	Vertical		



No.	Frequency (MHz)	Reading (dBuV)	Correct Factor (dB/m)	Result (dBuV/m)	Limit (dBuV/m)	Margin (dB)	Remark
1	4924.000	52.07	-5.14	46.93	74.00	-27.07	peak
2	7386.000	47.91	-0.45	47.46	74.00	-26.54	peak

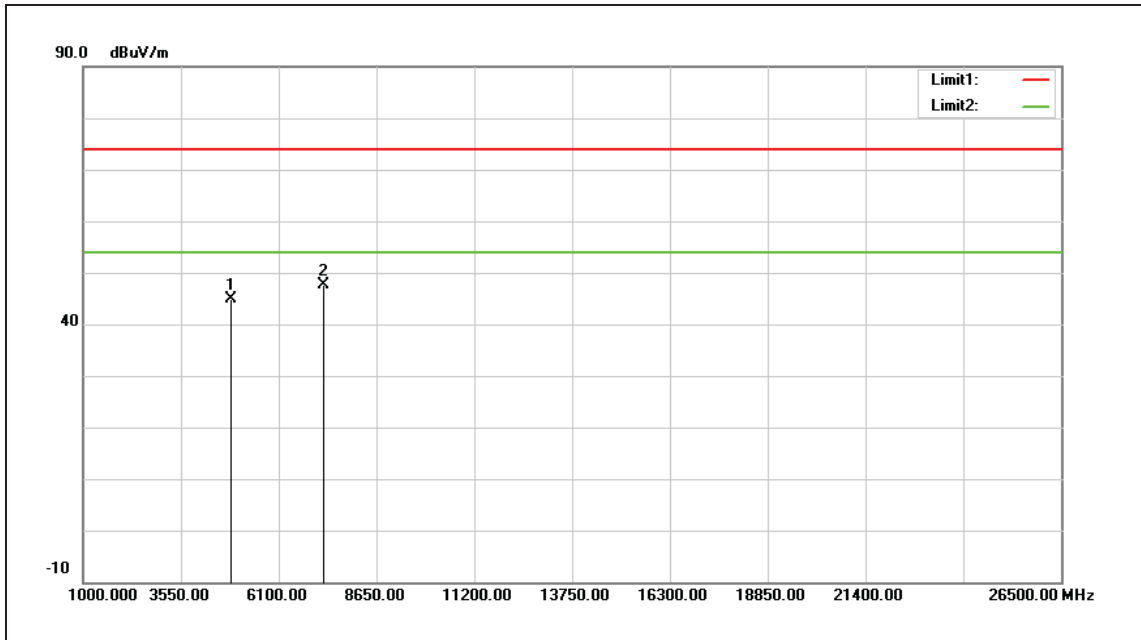
Note:1.Result (dBuV/m) = Correct Factor (dB/m) + Reading(dBuV).

2.Correction factor (dB/m) = Antenna Factor (dB/m) + Cable loss (dB) – Pre-Amplifier gain (dB).

3.When the peak results are less than average limit, so not need to evaluate the average.



Standard:	FCC PART 15.247	Test Distance:	3 m
Test item:	Harmonic	Power:	DC 3.3 V
Frequency:	2422 MHz	Temp.(°C)/Hum.(%RH):	26(°C)/60 %RH
Mode:	Mode 5		
Ant.Polar.:	Horizontal		



No.	Frequency (MHz)	Reading (dBuV)	Correct Factor (dB/m)	Result (dBuV/m)	Limit (dBuV/m)	Margin (dB)	Remark
1	4844.000	50.07	-5.07	45.00	74.00	-29.00	peak
2	7266.000	48.35	-0.79	47.56	74.00	-26.44	peak

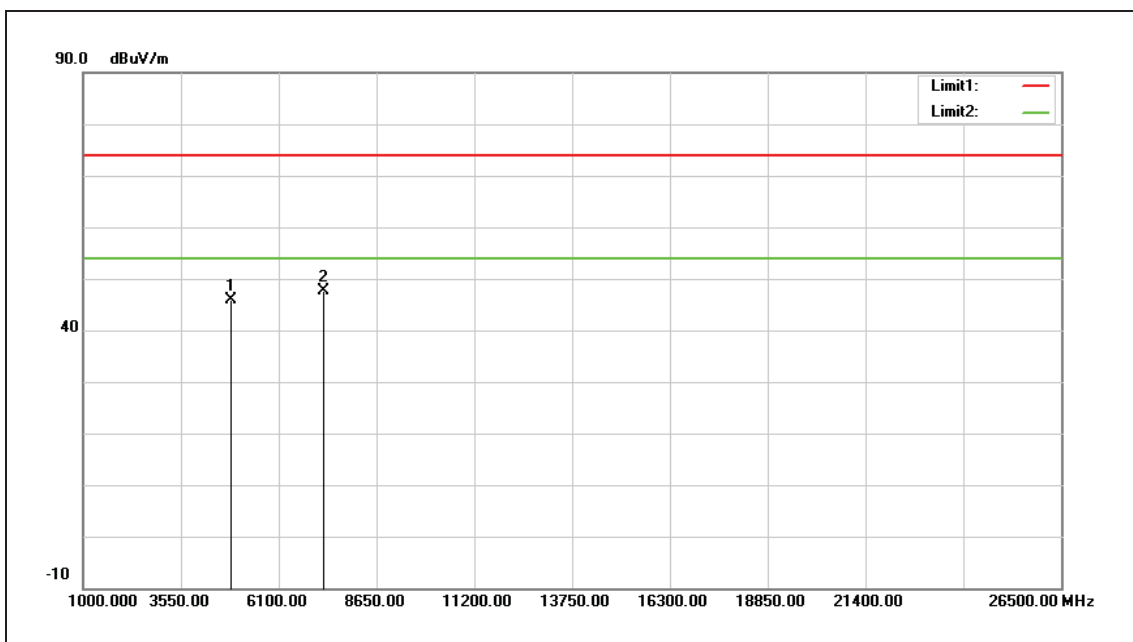
Note:1.Result (dBuV/m) = Correct Factor (dB/m) + Reading(dBuV).

2.Correction factor (dB/m) = Antenna Factor (dB/m) + Cable loss (dB) – Pre-Amplifier gain (dB).

3.When the peak results are less than average limit, so not need to evaluate the average.



Standard:	FCC PART 15.247	Test Distance:	3 m
Test item:	Harmonic	Power:	DC 3.3 V
Frequency:	2422 MHz	Temp.(°C)/Hum.(%RH):	26(°C)/60 %RH
Mode:	Mode 5		
Ant.Polar.:	Vertical		



No.	Frequency (MHz)	Reading (dBuV)	Correct Factor (dB/m)	Result (dBuV/m)	Limit (dBuV/m)	Margin (dB)	Remark
1	4844.000	51.01	-5.07	45.94	74.00	-28.06	peak
2	7266.000	48.35	-0.79	47.56	74.00	-26.44	peak

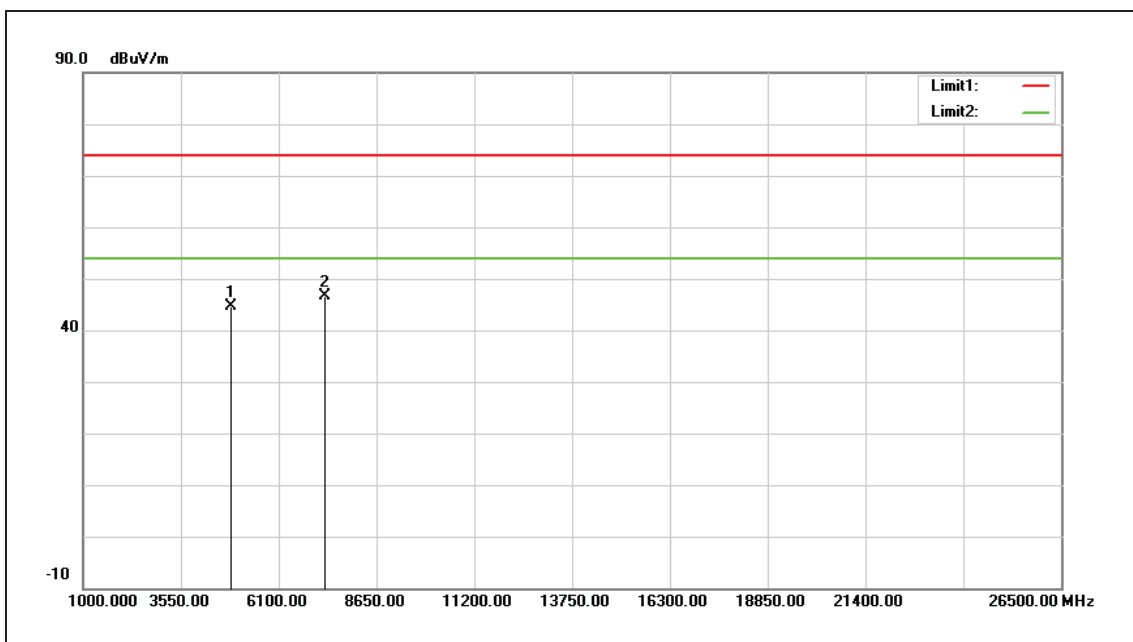
Note:1.Result (dBuV/m) = Correct Factor (dB/m) + Reading(dBuV).

2.Correction factor (dB/m) = Antenna Factor (dB/m) + Cable loss (dB) – Pre-Amplifier gain (dB).

3.When the peak results are less than average limit, so not need to evaluate the average.



Standard:	FCC PART 15.247	Test Distance:	3 m
Test item:	Harmonic	Power:	DC 3.3 V
Frequency:	2437 MHz	Temp.(°C)/Hum.(%RH):	26(°C)/60 %RH
Mode:	Mode 5		
Ant.Polar.:	Horizontal		



No.	Frequency (MHz)	Reading (dBuV)	Correct Factor (dB/m)	Result (dBuV/m)	Limit (dBuV/m)	Margin (dB)	Remark
1	4874.000	49.66	-5.09	44.57	74.00	-29.43	peak
2	7311.000	47.18	-0.67	46.51	74.00	-27.49	peak

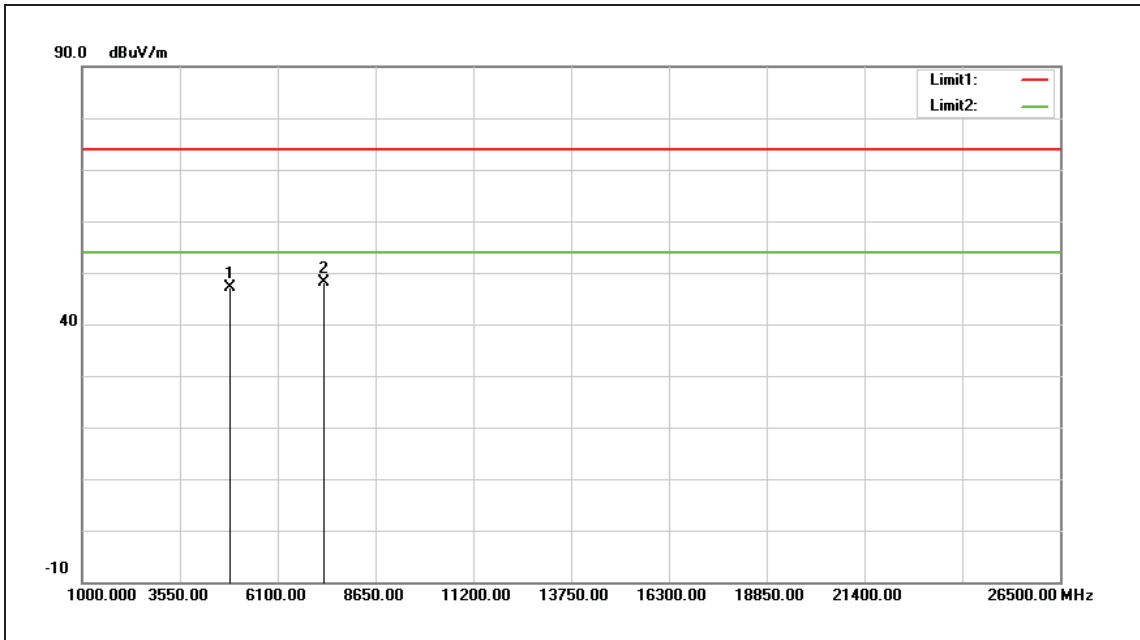
Note:1.Result (dBuV/m) = Correct Factor (dB/m) + Reading(dBuV).

2.Correction factor (dB/m) = Antenna Factor (dB/m) + Cable loss (dB) – Pre-Amplifier gain (dB).

3.When the peak results are less than average limit, so not need to evaluate the average.



Standard:	FCC PART 15.247	Test Distance:	3 m
Test item:	Harmonic	Power:	DC 3.3 V
Frequency:	2437 MHz	Temp.(°C)/Hum.(%RH):	26(°C)/60 %RH
Mode:	Mode 5		
Ant.Polar.:	Vertical		



No.	Frequency (MHz)	Reading (dBuV)	Correct Factor (dB/m)	Result (dBuV/m)	Limit (dBuV/m)	Margin (dB)	Remark
1	4874.000	52.12	-5.09	47.03	74.00	-26.97	peak
2	7311.000	48.73	-0.67	48.06	74.00	-25.94	peak

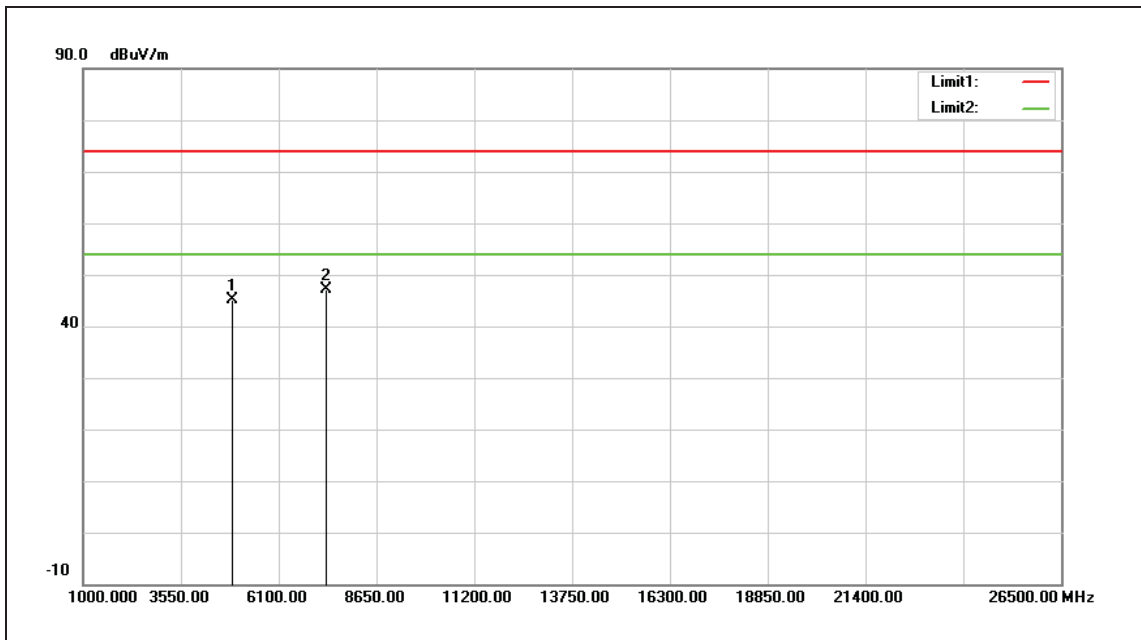
Note:1.Result (dBuV/m) = Correct Factor (dB/m) + Reading(dBuV).

2.Correction factor (dB/m) = Antenna Factor (dB/m) + Cable loss (dB) – Pre-Amplifier gain (dB).

3.When the peak results are less than average limit, so not need to evaluate the average.



Standard:	FCC PART 15.247	Test Distance:	3 m
Test item:	Harmonic	Power:	DC 3.3 V
Frequency:	2452 MHz	Temp.(°C)/Hum.(%RH):	26(°C)/60 %RH
Mode:	Mode 5		
Ant.Polar.:	Horizontal		



No.	Frequency (MHz)	Reading (dBuV)	Correct Factor (dB/m)	Result (dBuV/m)	Limit (dBuV/m)	Margin (dB)	Remark
1	4904.000	50.23	-5.12	45.11	74.00	-28.89	peak
2	7356.000	47.76	-0.54	47.22	74.00	-26.78	peak

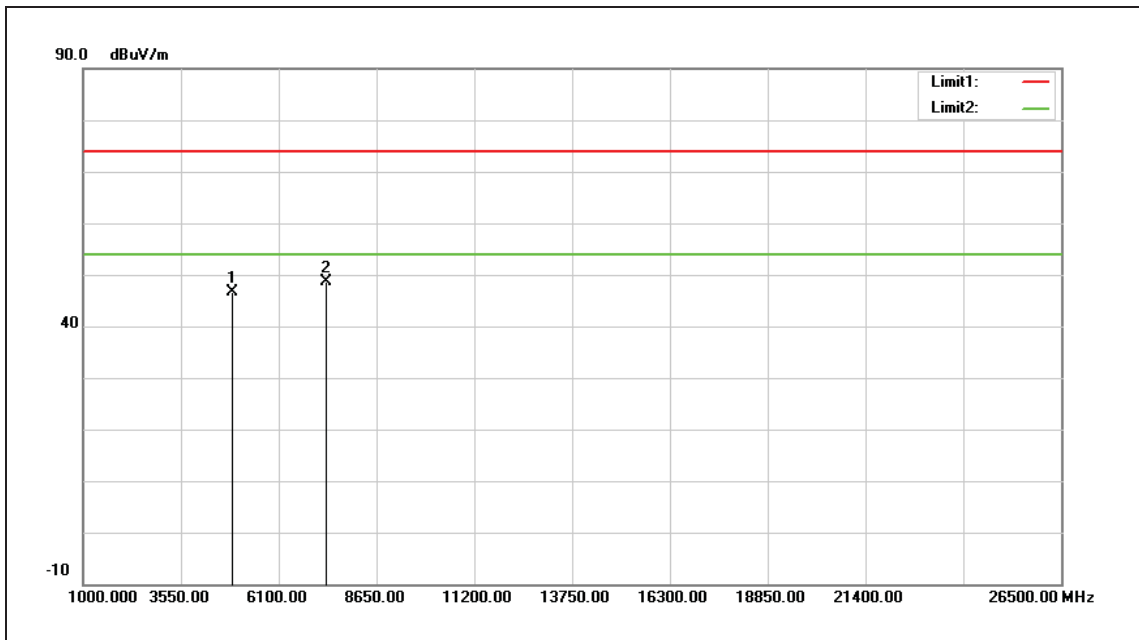
Note:1.Result (dBuV/m) = Correct Factor (dB/m) + Reading(dBuV).

2.Correction factor (dB/m) = Antenna Factor (dB/m) + Cable loss (dB) – Pre-Amplifier gain (dB).

3.When the peak results are less than average limit, so not need to evaluate the average.



Standard:	FCC PART 15.247	Test Distance:	3 m
Test item:	Harmonic	Power:	DC 3.3 V
Frequency:	2452 MHz	Temp.(°C)/Hum.(%RH):	26(°C)/60 %RH
Mode:	Mode 5		
Ant.Polar.:	Vertical		



No.	Frequency (MHz)	Reading (dBuV)	Correct Factor (dB/m)	Result (dBuV/m)	Limit (dBuV/m)	Margin (dB)	Remark
1	4904.000	51.63	-5.12	46.51	74.00	-27.49	peak
2	7356.000	49.19	-0.54	48.65	74.00	-25.35	peak

Note:1.Result (dBuV/m) = Correct Factor (dB/m) + Reading(dBuV).

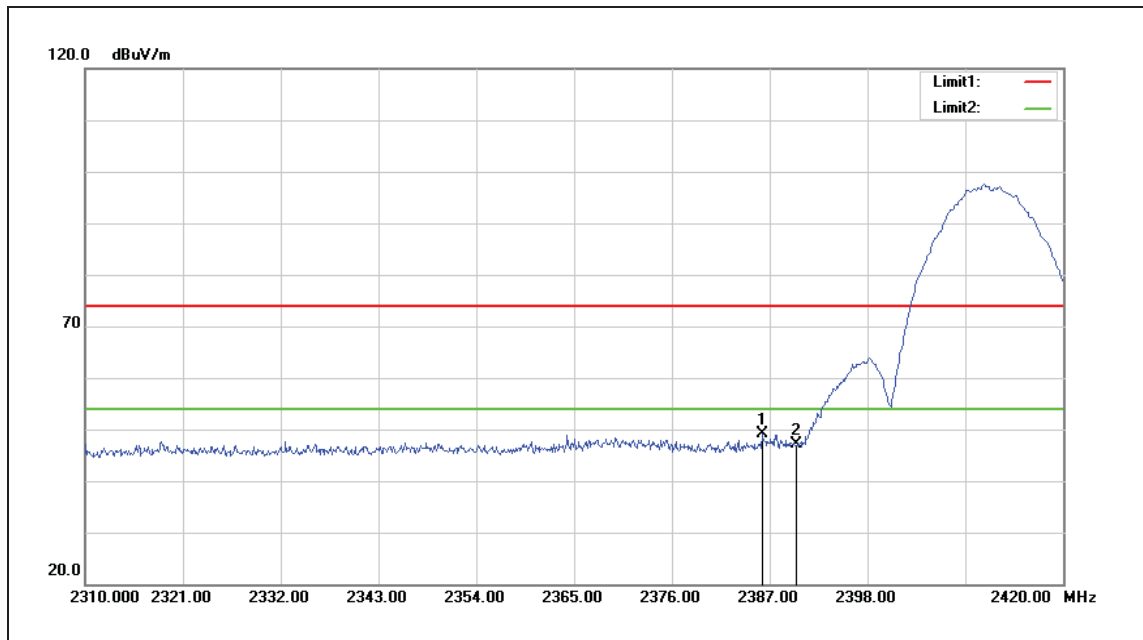
2.Correction factor (dB/m) = Antenna Factor (dB/m) + Cable loss (dB) – Pre-Amplifier gain (dB).

3.When the peak results are less than average limit, so not need to evaluate the average.



Band Edge

Standard:	FCC PART 15.247	Test Distance:	3 m
Test item:	Band edge	Power:	DC 3.3 V
Frequency:	2412 MHz	Temp.(°C)/Hum.(%RH):	26(°C)/60 %RH
Mode:	Mode 2		
Ant.Polar.:	Horizontal		



No.	Frequency (MHz)	Reading (dBuV)	Correct Factor (dB/m)	Result (dBuV/m)	Limit (dBuV/m)	Margin (dB)	Remark
1	2386.120	58.84	-9.79	49.05	74.00	-24.95	peak
2	2390.000	56.98	-9.78	47.20	74.00	-26.80	peak

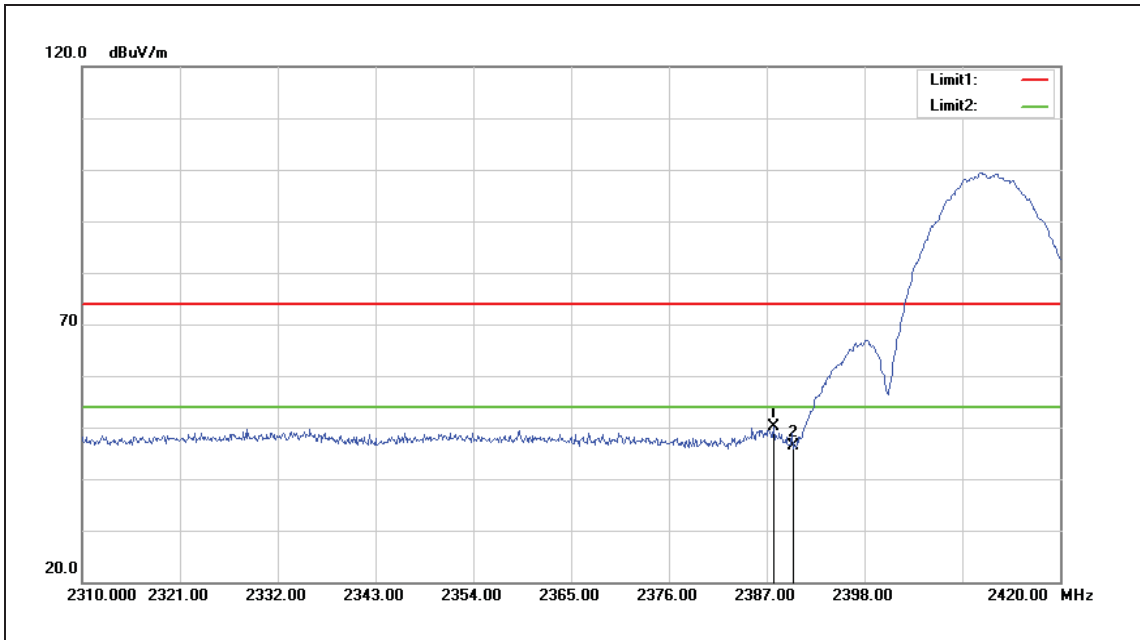
Note:1.Result (dBuV/m) = Correct Factor (dB/m) + Reading(dBuV).

2.Correction factor (dB/m) = Antenna Factor (dB/m) + Cable loss (dB) – Pre-Amplifier gain (dB).

3.When the peak results are less than average limit, so not need to evaluate the average.



Standard:	FCC PART 15.247	Test Distance:	3 m
Test item:	Band edge	Power:	DC 3.3 V
Frequency:	2412 MHz	Temp.(°C)/Hum.(%RH):	26(°C)/60 %RH
Mode:	Mode 2		
Ant.Polar.:	Vertical		



No.	Frequency (MHz)	Reading (dBuV)	Correct Factor (dB/m)	Result (dBuV/m)	Limit (dBuV/m)	Margin (dB)	Remark
1	2387.770	59.99	-9.79	50.20	74.00	-23.80	peak
2	2390.000	56.18	-9.78	46.40	74.00	-27.60	peak

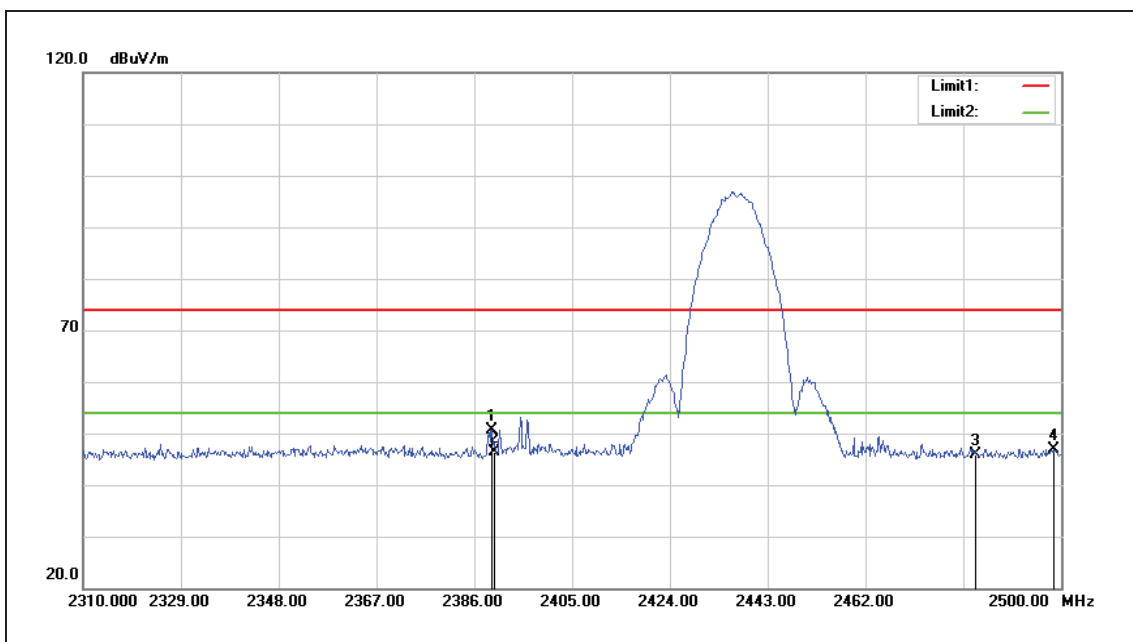
Note:1.Result (dBuV/m) = Correct Factor (dB/m) + Reading(dBuV).

2.Correction factor (dB/m) = Antenna Factor (dB/m) + Cable loss (dB) – Pre-Amplifier gain (dB).

3.When the peak results are less than average limit, so not need to evaluate the average.



Standard:	FCC PART 15.247	Test Distance:	3 m
Test item:	Band edge	Power:	DC 3.3 V
Frequency:	2437 MHz	Temp.(°C)/Hum.(%RH):	26(°C)/60 %RH
Mode:	Mode 2		
Ant.Polar.:	Horizontal		



No.	Frequency (MHz)	Reading (dBuV)	Correct Factor (dB/m)	Result (dBuV/m)	Limit (dBuV/m)	Margin (dB)	Remark
1	2389.420	60.51	-9.79	50.72	74.00	-23.28	peak
2	2390.000	56.16	-9.78	46.38	74.00	-27.62	peak
3	2483.500	55.41	-9.56	45.85	74.00	-28.15	peak
4	2498.480	56.48	-9.53	46.95	74.00	-27.05	peak

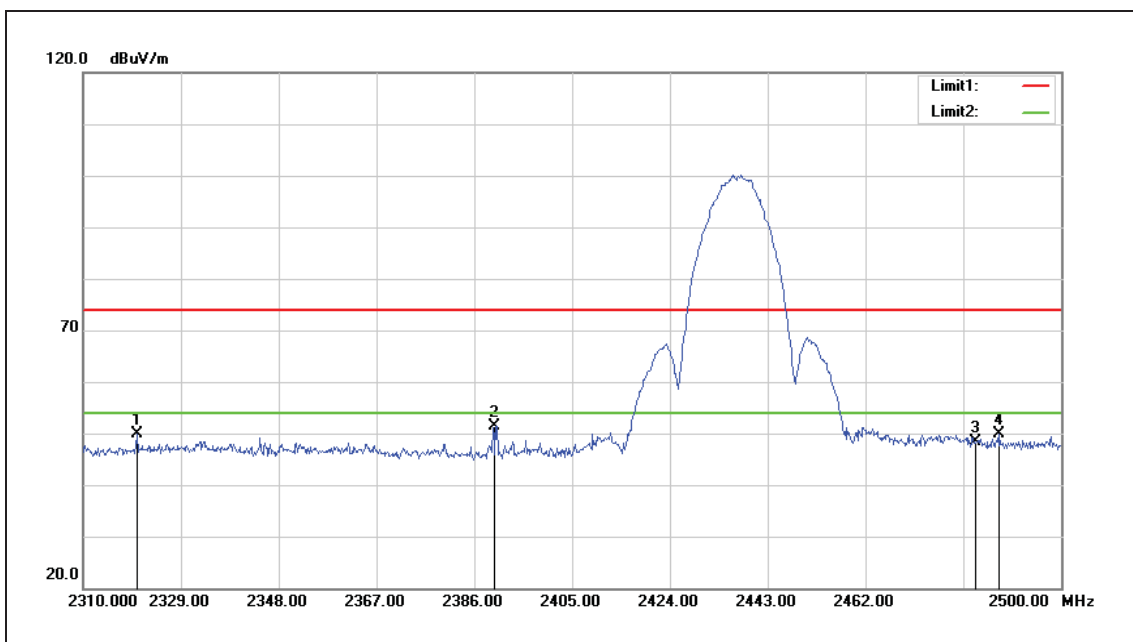
Note:1.Result (dBuV/m) = Correct Factor (dB/m) + Reading(dBuV).

2.Correction factor (dB/m) = Antenna Factor (dB/m) + Cable loss (dB) – Pre-Amplifier gain (dB).

3.When the peak results are less than average limit, so not need to evaluate the average.



Standard:	FCC PART 15.247	Test Distance:	3 m
Test item:	Band edge	Power:	DC 3.3 V
Frequency:	2437 MHz	Temp.(°C)/Hum.(%RH):	26(°C)/60 %RH
Mode:	Mode 2		
Ant.Polar.:	Vertical		



No.	Frequency (MHz)	Reading (dBuV)	Correct Factor (dB/m)	Result (dBuV/m)	Limit (dBuV/m)	Margin (dB)	Remark
1	2320.450	59.82	-10.00	49.82	74.00	-24.18	peak
2	2390.000	61.25	-9.78	51.47	74.00	-22.53	peak
3	2483.500	57.97	-9.56	48.41	74.00	-25.59	peak
4	2488.030	59.33	-9.56	49.77	74.00	-24.23	peak

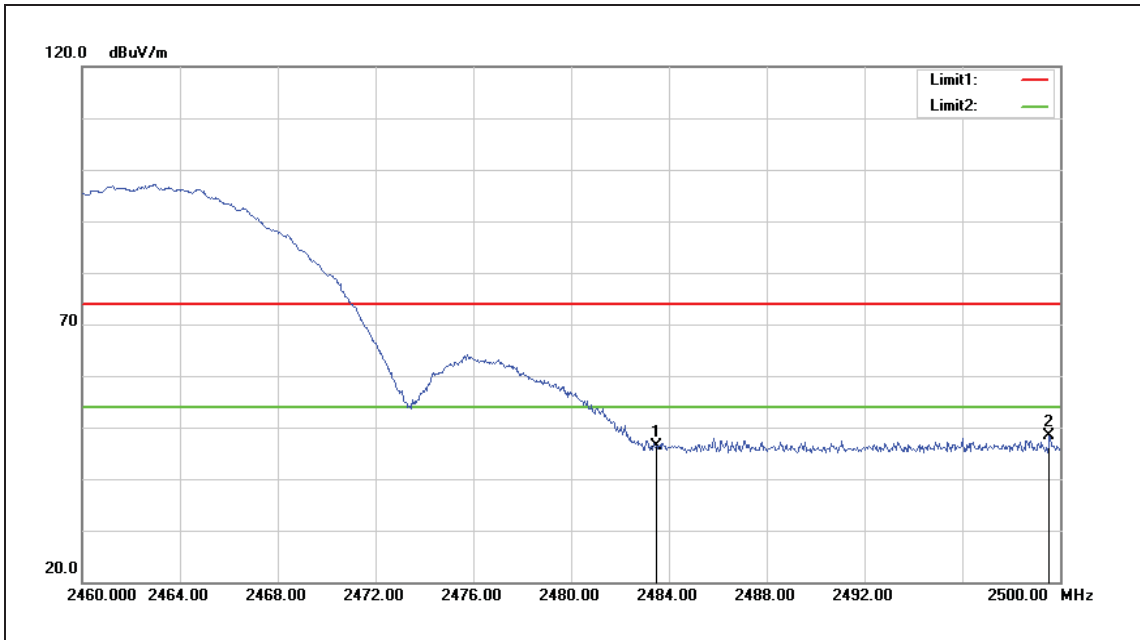
Note:1.Result (dBuV/m) = Correct Factor (dB/m) + Reading(dBuV).

2.Correction factor (dB/m) = Antenna Factor (dB/m) + Cable loss (dB) – Pre-Amplifier gain (dB).

3.When the peak results are less than average limit, so not need to evaluate the average.



Standard:	FCC PART 15.247	Test Distance:	3 m
Test item:	Band edge	Power:	DC 3.3 V
Frequency:	2462 MHz	Temp.(°C)/Hum.(%RH):	26(°C)/60 %RH
Mode:	Mode 2		
Ant.Polar.:	Horizontal		



No.	Frequency (MHz)	Reading (dBuV)	Correct Factor (dB/m)	Result (dBuV/m)	Limit (dBuV/m)	Margin (dB)	Remark
1	2483.500	55.89	-9.56	46.33	74.00	-27.67	peak
2	2499.560	57.91	-9.53	48.38	74.00	-25.62	peak

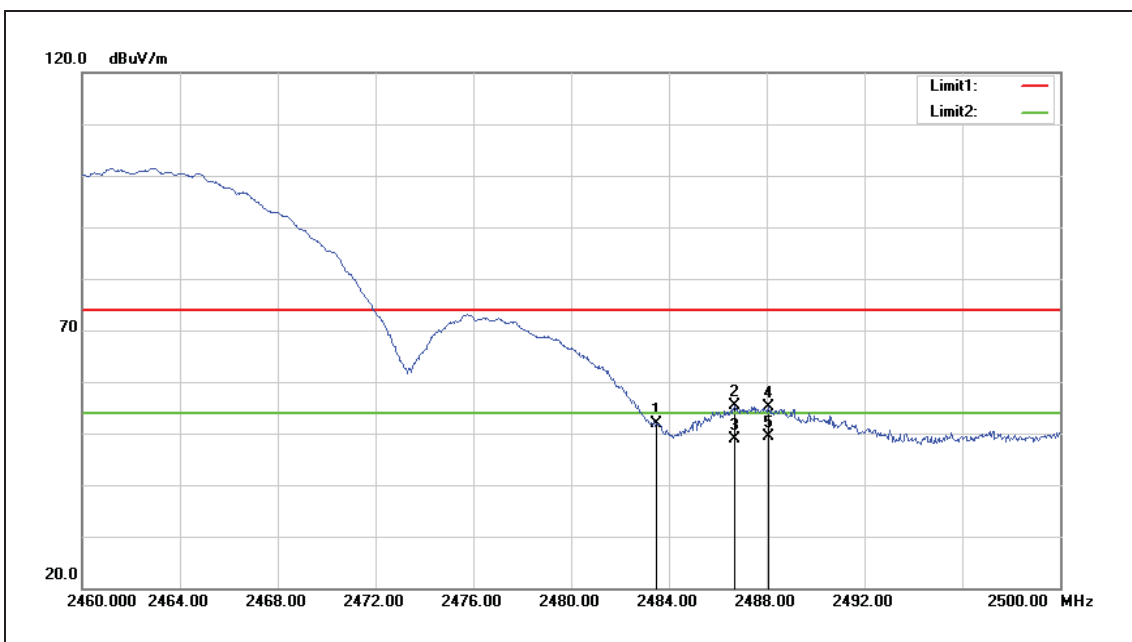
Note:1.Result (dBuV/m) = Correct Factor (dB/m) + Reading(dBuV).

2.Correction factor (dB/m) = Antenna Factor (dB/m) + Cable loss (dB) – Pre-Amplifier gain (dB).

3.When the peak results are less than average limit, so not need to evaluate the average.



Standard:	FCC PART 15.247	Test Distance:	3 m
Test item:	Band edge	Power:	DC 3.3 V
Frequency:	2462 MHz	Temp.(°C)/Hum.(%RH):	26(°C)/60 %RH
Mode:	Mode 2		
Ant.Polar.:	Vertical		



No.	Frequency (MHz)	Reading (dBuV)	Correct Factor (dB/m)	Result (dBuV/m)	Limit (dBuV/m)	Margin (dB)	Remark
1	2483.500	61.34	-9.56	51.78	74.00	-22.22	peak
2	2486.680	64.91	-9.56	55.35	74.00	-18.65	peak
3	2486.680	58.48	-9.56	48.92	54.00	-5.08	AVG
4	2488.080	64.67	-9.56	55.11	74.00	-18.89	peak
5	2488.080	58.85	-9.56	49.29	54.00	-4.71	AVG

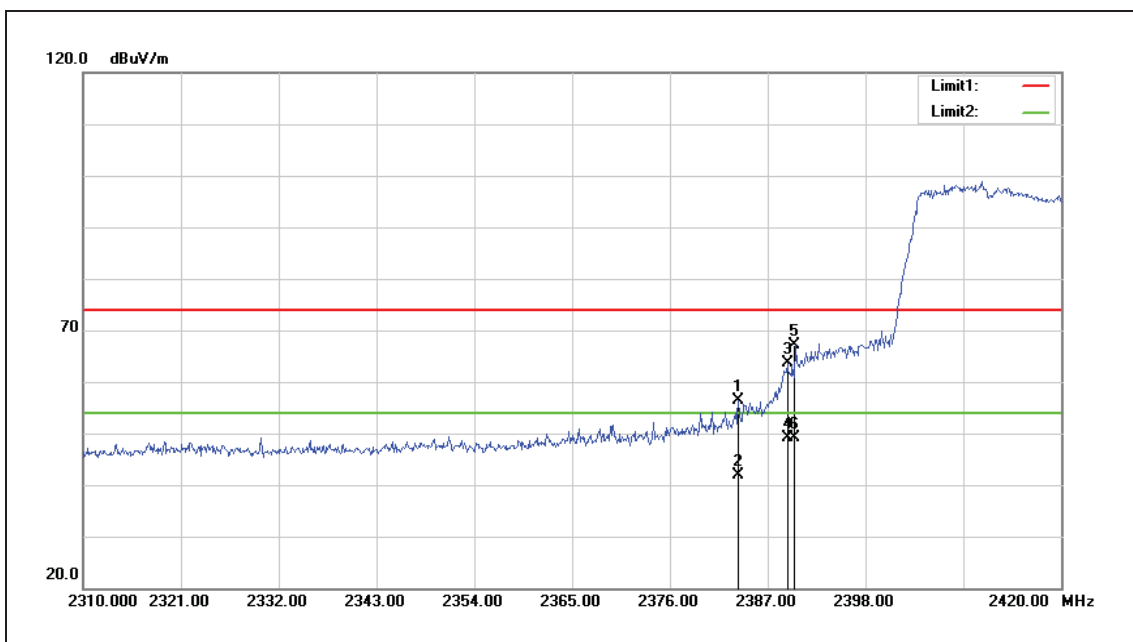
Note:1.Result (dBuV/m) = Correct Factor (dB/m) + Reading(dBuV).

2.Correction factor (dB/m) = Antenna Factor (dB/m) + Cable loss (dB) – Pre-Amplifier gain (dB).

3.When the peak results are less than average limit, so not need to evaluate the average.



Standard:	FCC PART 15.247	Test Distance:	3 m
Test item:	Band edge	Power:	DC 3.3 V
Frequency:	2412 MHz	Temp.(°C)/Hum.(%RH):	26(°C)/60 %RH
Mode:	Mode 3		
Ant.Polar.:	Horizontal		



No.	Frequency (MHz)	Reading (dBuV)	Correct Factor (dB/m)	Result (dBuV/m)	Limit (dBuV/m)	Margin (dB)	Remark
1	2383.700	66.19	-9.80	56.39	74.00	-17.61	peak
2	2383.700	51.73	-9.80	41.93	54.00	-12.07	AVG
3	2389.200	73.30	-9.79	63.51	74.00	-10.49	peak
4	2389.200	58.99	-9.79	49.20	54.00	-4.80	AVG
5	2390.000	77.01	-9.78	67.23	74.00	-6.77	peak
6	2390.000	58.98	-9.78	49.20	54.00	-4.80	AVG

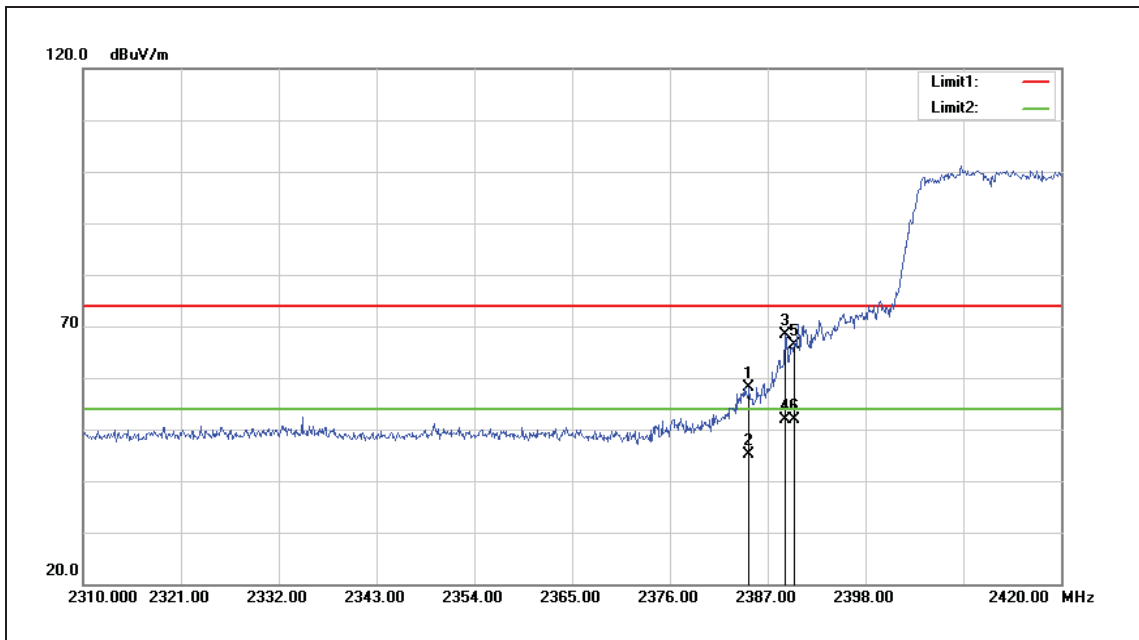
Note:1.Result (dBuV/m) = Correct Factor (dB/m) + Reading(dBuV).

2.Correction factor (dB/m) = Antenna Factor (dB/m) + Cable loss (dB) – Pre-Amplifier gain (dB).

3.When the peak results are less than average limit, so not need to evaluate the average.



Standard:	FCC PART 15.247	Test Distance:	3 m
Test item:	Band edge	Power:	DC 3.3 V
Frequency:	2412 MHz	Temp.(°C)/Hum.(%RH):	26(°C)/60 %RH
Mode:	Mode 3		
Ant.Polar.:	Vertical		

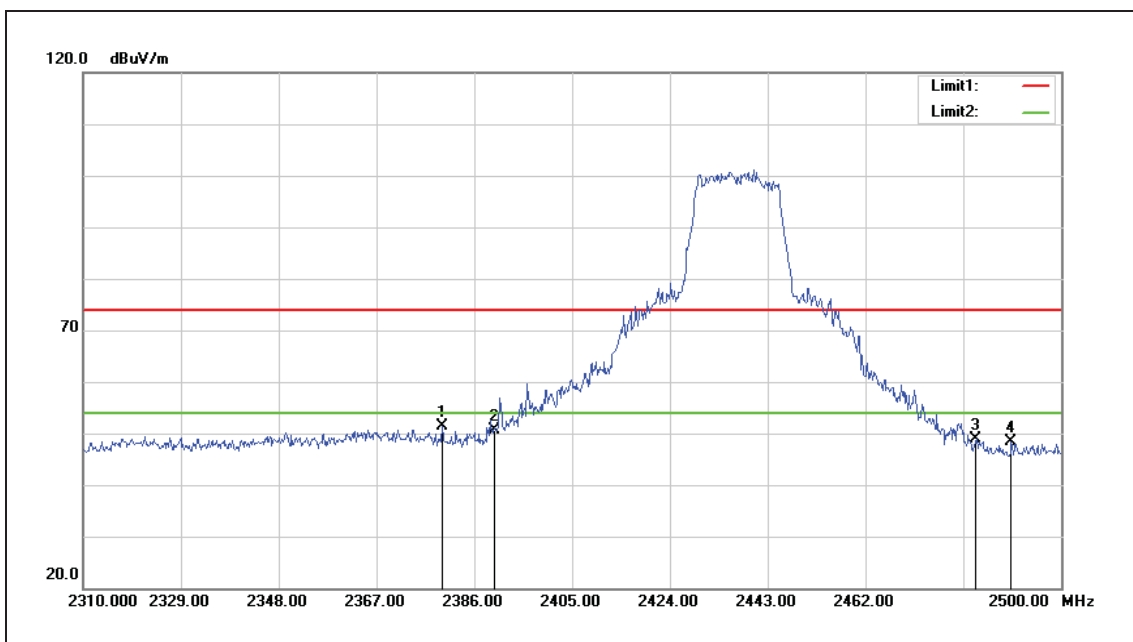


No.	Frequency (MHz)	Reading (dBuV)	Correct Factor (dB/m)	Result (dBuV/m)	Limit (dBuV/m)	Margin (dB)	Remark
1	2384.910	68.05	-9.80	58.25	74.00	-15.75	peak
2	2384.910	54.82	-9.80	45.02	54.00	-8.98	AVG
3	2388.980	78.29	-9.79	68.50	74.00	-5.50	peak
4	2388.980	61.76	-9.79	51.97	54.00	-2.03	AVG
5	2390.000	76.25	-9.78	66.47	74.00	-7.53	peak
6	2390.000	61.56	-9.78	51.78	54.00	-2.22	AVG

- Note: 1.Result (dBuV/m) = Correct Factor (dB/m) + Reading(dBuV).
 2.Correction factor (dB/m) = Antenna Factor (dB/m) + Cable loss (dB) – Pre-Amplifier gain (dB).
 3.When the peak results are less than average limit, so not need to evaluate the average.



Standard:	FCC PART 15.247	Test Distance:	3 m
Test item:	Band edge	Power:	DC 3.3 V
Frequency:	2437 MHz	Temp.(°C)/Hum.(%RH):	26(°C)/60 %RH
Mode:	Mode 3		
Ant.Polar.:	Horizontal		



No.	Frequency (MHz)	Reading (dBuV)	Correct Factor (dB/m)	Result (dBuV/m)	Limit (dBuV/m)	Margin (dB)	Remark
1	2379.730	61.10	-9.82	51.28	74.00	-22.72	peak
2	2390.000	60.41	-9.78	50.63	74.00	-23.37	peak
3	2483.500	58.40	-9.56	48.84	74.00	-25.16	peak
4	2490.310	57.87	-9.55	48.32	74.00	-25.68	peak

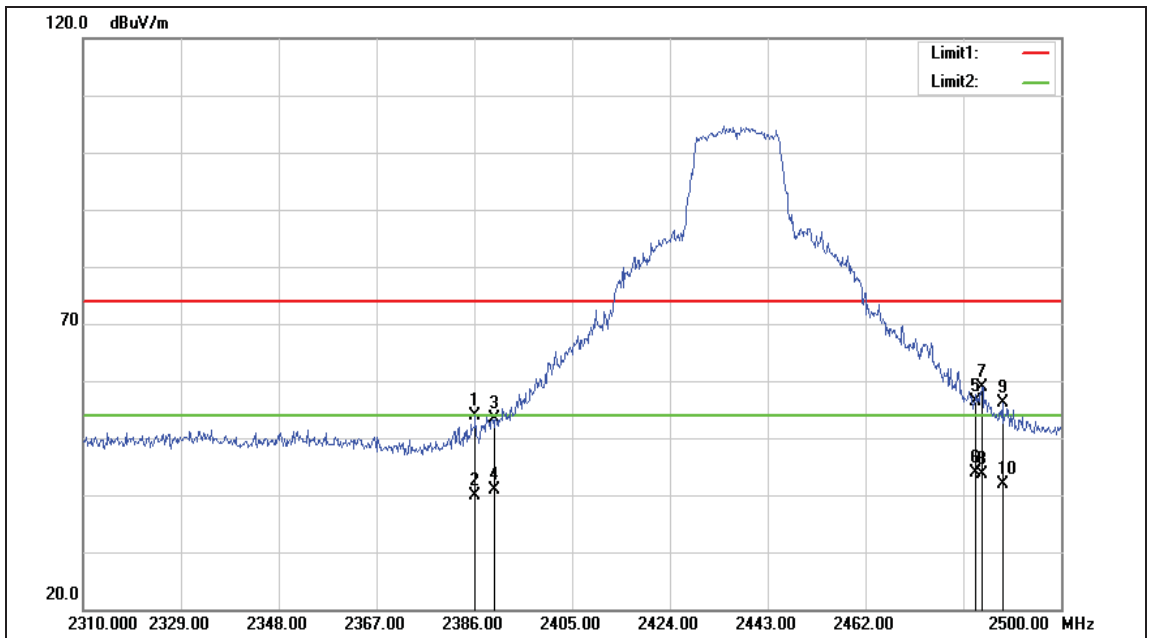
Note:1.Result (dBuV/m) = Correct Factor (dB/m) + Reading(dBuV).

2.Correction factor (dB/m) = Antenna Factor (dB/m) + Cable loss (dB) – Pre-Amplifier gain (dB).

3.When the peak results are less than average limit, so not need to evaluate the average.



Standard:	FCC PART 15.247	Test Distance:	3 m
Test item:	Band edge	Power:	DC 3.3 V
Frequency:	2437 MHz	Temp.(°C)/Hum.(%RH):	26(°C)/60 %RH
Mode:	Mode 3		
Ant.Polar.:	Vertical		





Standard:	FCC PART 15.247	Test Distance:	3 m
Test item:	Band edge	Power:	DC 3.3 V
Frequency:	2437 MHz	Temp.(°C)/Hum.(%RH):	26(°C)/60 %RH
Mode:	Mode 3		
Ant.Polar.:	Vertical		

No.	Frequency (MHz)	Reading (dBuV)	Correct Factor (dB/m)	Result (dBuV/m)	Limit (dBuV/m)	Margin (dB)	Remark
1	2386.190	63.63	-9.79	53.84	74.00	-20.16	peak
2	2386.190	49.69	-9.79	39.90	54.00	-14.10	AVG
3	2390.000	63.09	-9.78	53.31	74.00	-20.69	peak
4	2390.000	50.73	-9.78	40.95	54.00	-13.05	AVG
5	2483.500	65.97	-9.56	56.41	74.00	-17.59	peak
6	2483.500	53.35	-9.56	43.79	54.00	-10.21	AVG
7	2484.610	68.46	-9.56	58.90	74.00	-15.10	peak
8	2484.610	53.10	-9.56	43.54	54.00	-10.46	AVG
9	2488.600	65.60	-9.56	56.04	74.00	-17.96	peak
10	2488.600	51.35	-9.56	41.79	54.00	-12.21	AVG

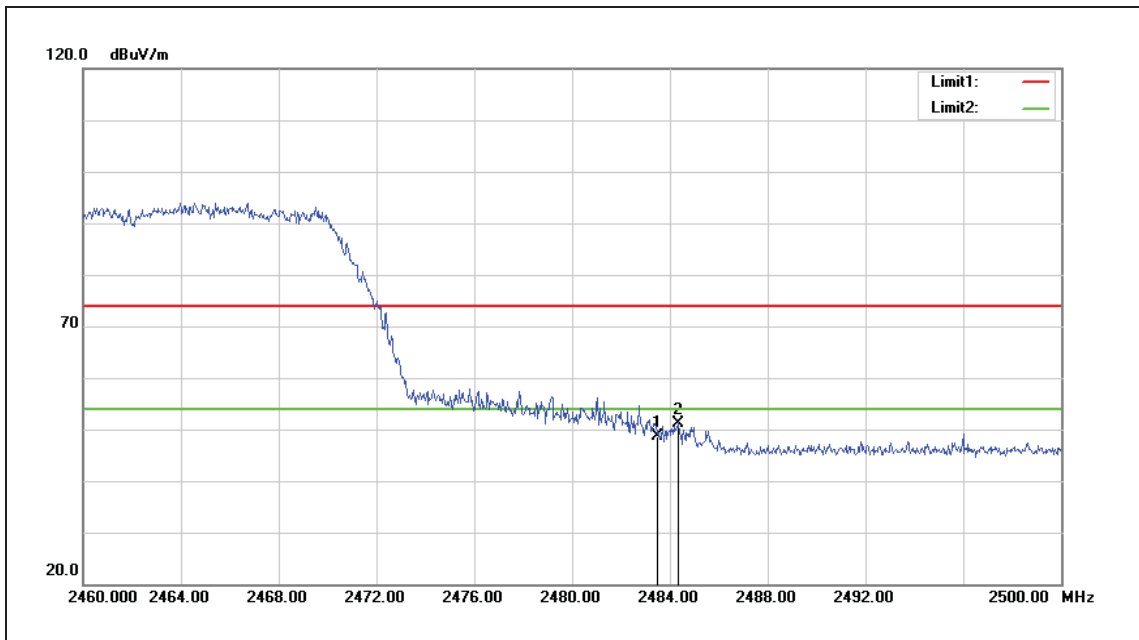
Note:1.Result (dBuV/m) = Correct Factor (dB/m) + Reading(dBuV).

2.Correction factor (dB/m) = Antenna Factor (dB/m) + Cable loss (dB) – Pre-Amplifier gain (dB).

3.When the peak results are less than average limit, so not need to evaluate the average.



Standard:	FCC PART 15.247	Test Distance:	3 m
Test item:	Band edge	Power:	DC 3.3 V
Frequency:	2462 MHz	Temp.(°C)/Hum.(%RH):	26(°C)/60 %RH
Mode:	Mode 3		
Ant.Polar.:	Horizontal		



No.	Frequency (MHz)	Reading (dBuV)	Correct Factor (dB/m)	Result (dBuV/m)	Limit (dBuV/m)	Margin (dB)	Remark
1	2483.500	58.20	-9.56	48.64	74.00	-25.36	peak
2	2484.360	60.81	-9.56	51.25	74.00	-22.75	peak

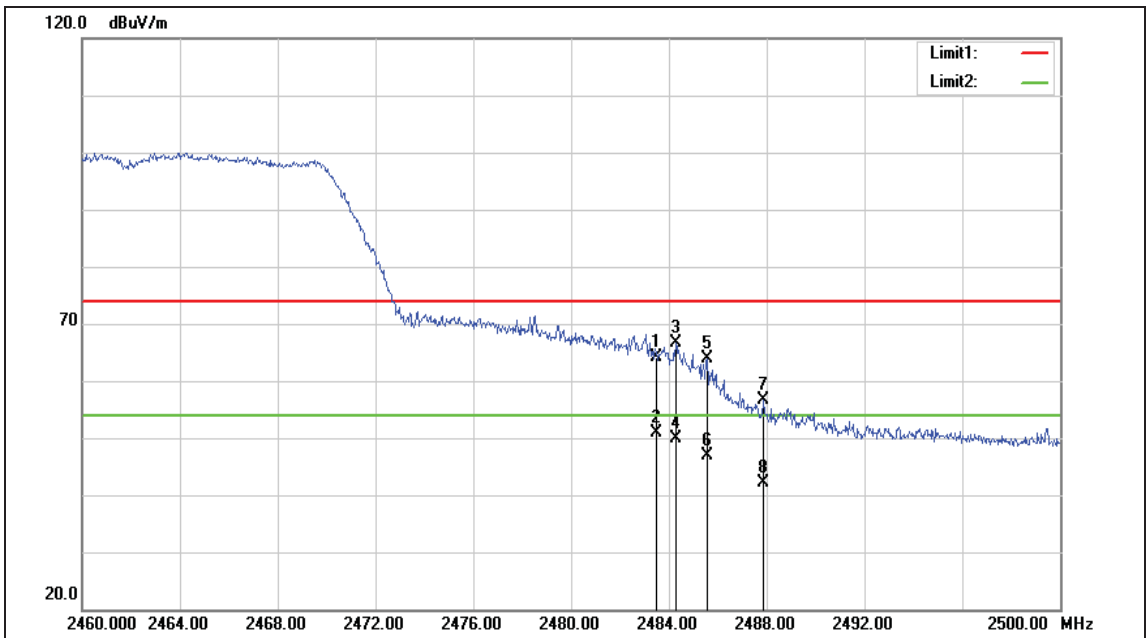
Note:1.Result (dBuV/m) = Correct Factor (dB/m) + Reading(dBuV).

2.Correction factor (dB/m) = Antenna Factor (dB/m) + Cable loss (dB) – Pre-Amplifier gain (dB).

3.When the peak results are less than average limit, so not need to evaluate the average.



Standard:	FCC PART 15.247	Test Distance:	3 m
Test item:	Band edge	Power:	DC 3.3 V
Frequency:	2462 MHz	Temp.(°C)/Hum.(%RH):	26(°C)/60 %RH
Mode:	Mode 3		
Ant.Polar.:	Vertical		





Standard:	FCC PART 15.247	Test Distance:	3 m
Test item:	Band edge	Power:	DC 3.3 V
Frequency:	2462 MHz	Temp.(°C)/Hum.(%RH):	26(°C)/60 %RH
Mode:	Mode 3		
Ant.Polar.:	Vertical		

No.	Frequency (MHz)	Reading (dBuV)	Correct Factor (dB/m)	Result (dBuV/m)	Limit (dBuV/m)	Margin (dB)	Remark
1	2483.500	73.68	-9.56	64.12	74.00	-9.88	peak
2	2483.500	60.56	-9.56	51.00	54.00	-3.00	AVG
3	2484.280	76.10	-9.56	66.54	74.00	-7.46	peak
4	2484.280	59.41	-9.56	49.85	54.00	-4.15	AVG
5	2485.560	73.42	-9.56	63.86	74.00	-10.14	peak
6	2485.560	56.40	-9.56	46.84	54.00	-7.16	AVG
7	2487.880	66.25	-9.56	56.69	74.00	-17.31	peak
8	2487.880	51.65	-9.56	42.09	54.00	-11.91	AVG

Note:1.Result (dBuV/m) = Correct Factor (dB/m) + Reading(dBuV).

2.Correction factor (dB/m) = Antenna Factor (dB/m) + Cable loss (dB) – Pre-Amplifier gain (dB).

3.When the peak results are less than average limit, so not need to evaluate the average.



Standard:	FCC PART 15.247	Test Distance:	3 m
Test item:	Band edge	Power:	DC 3.3 V
Frequency:	2412 MHz	Temp.(°C)/Hum.(%RH):	26(°C)/60 %RH
Mode:	Mode 4		
Ant.Polar.:	Horizontal		



No.	Frequency (MHz)	Reading (dBuV)	Correct Factor (dB/m)	Result (dBuV/m)	Limit (dBuV/m)	Margin (dB)	Remark
1	2386.670	63.90	-9.79	54.11	74.00	-19.89	peak
2	2386.670	52.17	-9.79	42.38	54.00	-11.62	AVG
3	2388.540	70.34	-9.79	60.55	74.00	-13.45	peak
4	2388.540	55.84	-9.79	46.05	54.00	-7.95	AVG
5	2390.000	70.47	-9.78	60.69	74.00	-13.31	peak
6	2390.000	57.70	-9.78	47.92	54.00	-6.08	AVG

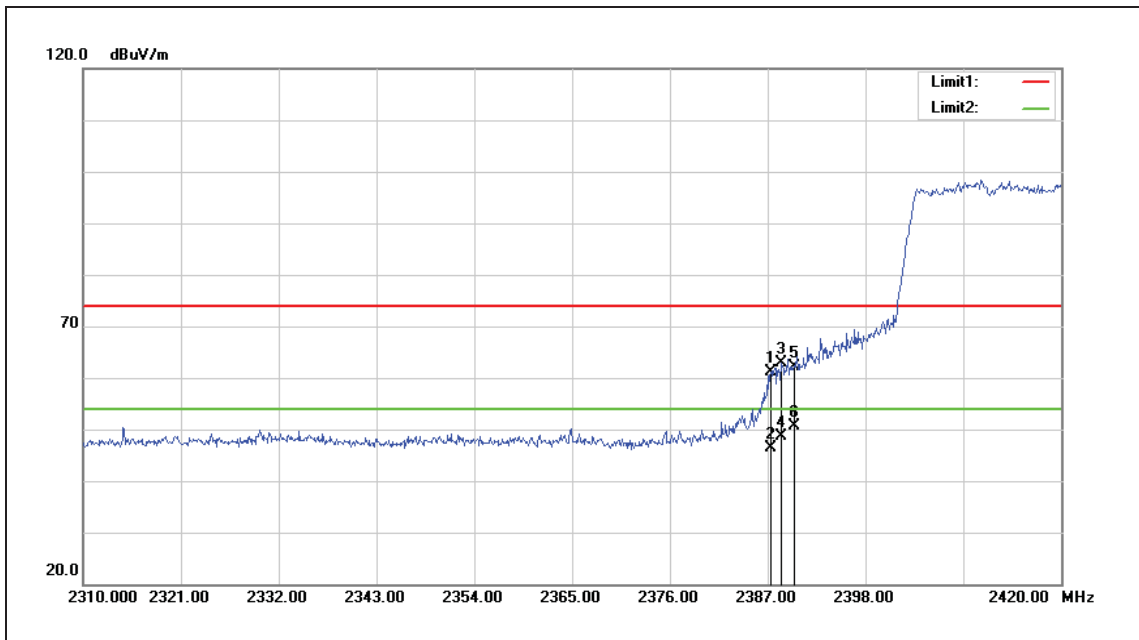
Note:1.Result (dBuV/m) = Correct Factor (dB/m) + Reading(dBuV).

2.Correction factor (dB/m) = Antenna Factor (dB/m) + Cable loss (dB) – Pre-Amplifier gain (dB).

3.When the peak results are less than average limit, so not need to evaluate the average.



Standard:	FCC PART 15.247	Test Distance:	3 m
Test item:	Band edge	Power:	DC 3.3 V
Frequency:	2412 MHz	Temp.(°C)/Hum.(%RH):	26(°C)/60 %RH
Mode:	Mode 4		
Ant.Polar.:	Vertical		

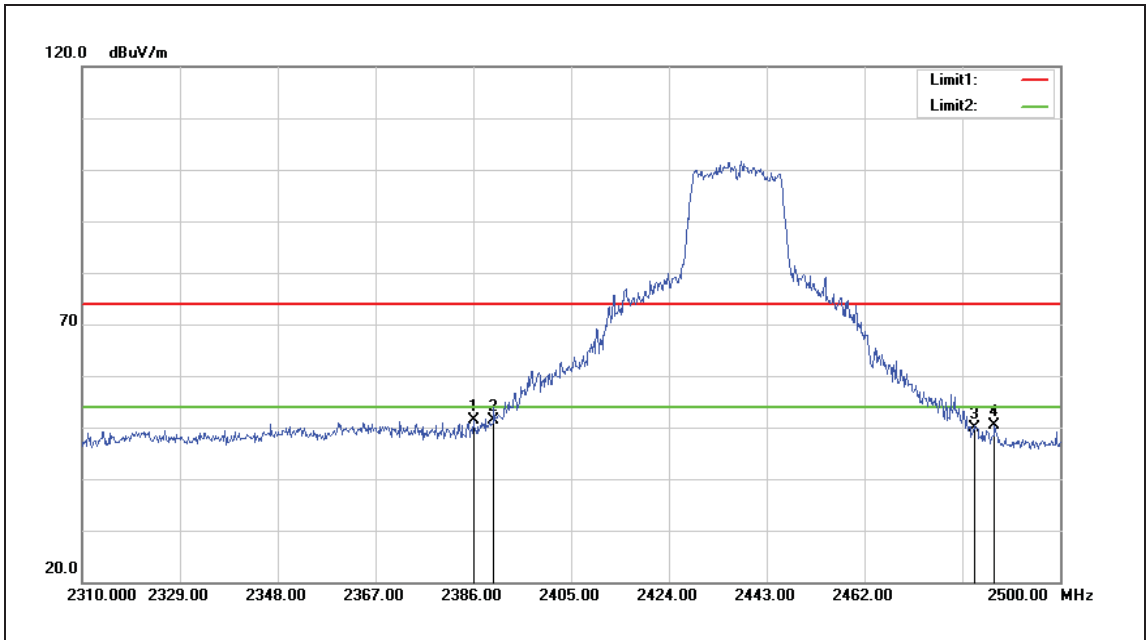


No.	Frequency (MHz)	Reading (dBuV)	Correct Factor (dB/m)	Result (dBuV/m)	Limit (dBuV/m)	Margin (dB)	Remark
1	2387.330	70.94	-9.79	61.15	74.00	-12.85	peak
2	2387.330	56.15	-9.79	46.36	54.00	-7.64	AVG
3	2388.540	72.56	-9.79	62.77	74.00	-11.23	peak
4	2388.540	58.48	-9.79	48.69	54.00	-5.31	AVG
5	2390.000	72.02	-9.78	62.24	74.00	-11.76	peak
6	2390.000	60.40	-9.78	50.62	54.00	-3.38	AVG

- Note: 1.Result (dBuV/m) = Correct Factor (dB/m) + Reading(dBuV).
 2.Correction factor (dB/m) = Antenna Factor (dB/m) + Cable loss (dB) – Pre-Amplifier gain (dB).
 3.When the peak results are less than average limit, so not need to evaluate the average.



Standard:	FCC PART 15.247	Test Distance:	3 m
Test item:	Band edge	Power:	DC 3.3 V
Frequency:	2437 MHz	Temp.(°C)/Hum.(%RH):	26(°C)/60 %RH
Mode:	Mode 4		
Ant.Polar.:	Horizontal		



No.	Frequency (MHz)	Reading (dBuV)	Correct Factor (dB/m)	Result (dBuV/m)	Limit (dBuV/m)	Margin (dB)	Remark
1	2386.000	61.22	-9.79	51.43	74.00	-22.57	peak
2	2390.000	61.23	-9.78	51.45	74.00	-22.55	peak
3	2483.500	59.34	-9.56	49.78	74.00	-24.22	peak
4	2487.270	59.89	-9.56	50.33	74.00	-23.67	peak

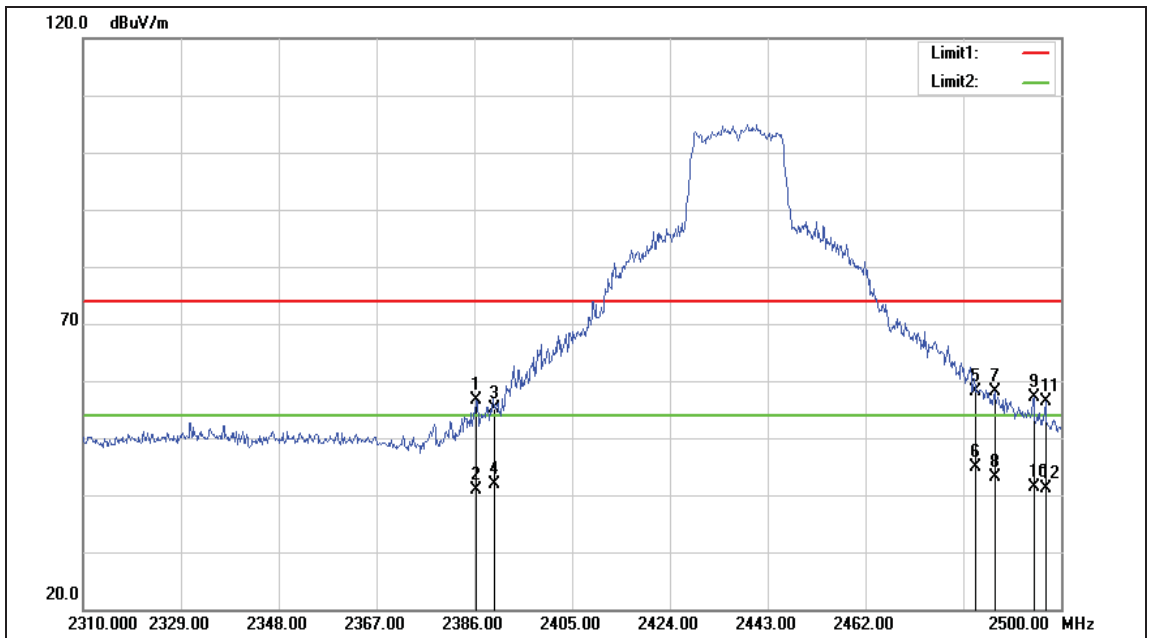
Note:1.Result (dBuV/m) = Correct Factor (dB/m) + Reading(dBuV).

2.Correction factor (dB/m) = Antenna Factor (dB/m) + Cable loss (dB) – Pre-Amplifier gain (dB).

3.When the peak results are less than average limit, so not need to evaluate the average.



Standard:	FCC PART 15.247	Test Distance:	3 m
Test item:	Band edge	Power:	DC 3.3 V
Frequency:	2437 MHz	Temp.(°C)/Hum.(%RH):	26(°C)/60 %RH
Mode:	Mode 4		
Ant.Polar.:	Vertical		





Standard:	FCC PART 15.247	Test Distance:	3 m
Test item:	Band edge	Power:	DC 3.3 V
Frequency:	2437 MHz	Temp.(°C)/Hum.(%RH):	26(°C)/60 %RH
Mode:	Mode 4		
Ant.Polar.:	Vertical		

No.	Frequency (MHz)	Reading (dBuV)	Correct Factor (dB/m)	Result (dBuV/m)	Limit (dBuV/m)	Margin (dB)	Remark
1	2386.380	66.31	-9.79	56.52	74.00	-17.48	peak
2	2386.380	50.73	-9.79	40.94	54.00	-13.06	AVG
3	2390.000	64.95	-9.78	55.17	74.00	-18.83	peak
4	2390.000	51.69	-9.78	41.91	54.00	-12.09	AVG
5	2483.500	67.61	-9.56	58.05	74.00	-15.95	peak
6	2483.500	54.56	-9.56	45.00	54.00	-9.00	AVG
7	2487.080	67.75	-9.56	58.19	74.00	-15.81	peak
8	2487.080	52.62	-9.56	43.06	54.00	-10.94	AVG
9	2494.680	66.71	-9.54	57.17	74.00	-16.83	peak
10	2494.680	51.04	-9.54	41.50	54.00	-12.50	AVG
11	2496.960	65.80	-9.53	56.27	74.00	-17.73	peak
12	2496.960	50.78	-9.53	41.25	54.00	-12.75	AVG

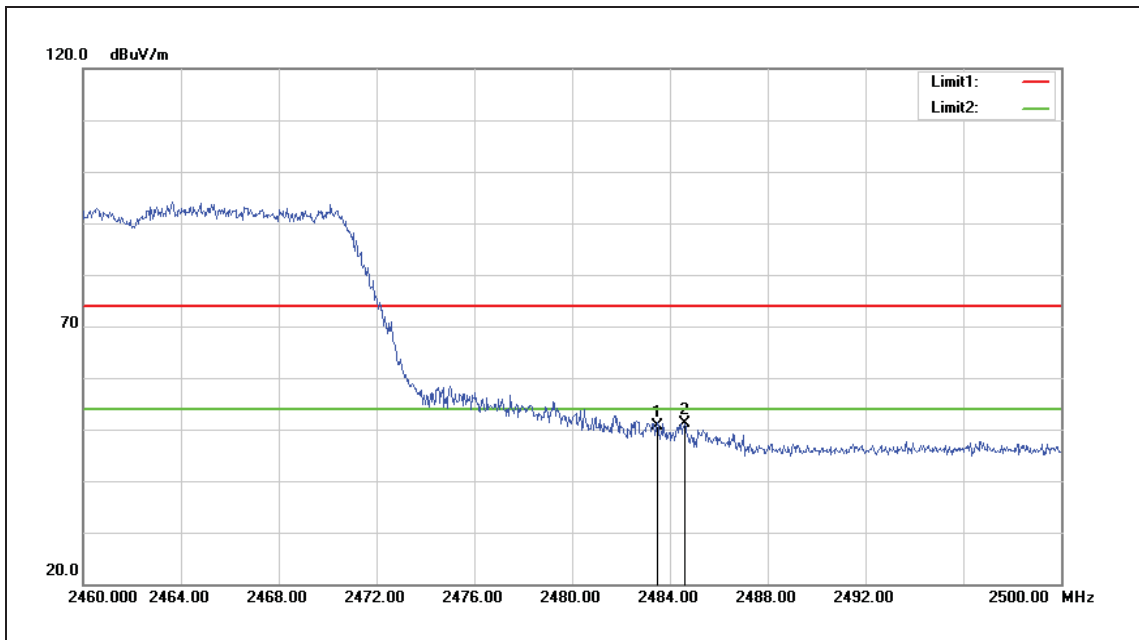
Note:1.Result (dBuV/m) = Correct Factor (dB/m) + Reading(dBuV).

2.Correction factor (dB/m) = Antenna Factor (dB/m) + Cable loss (dB) – Pre-Amplifier gain (dB).

3.When the peak results are less than average limit, so not need to evaluate the average.



Standard:	FCC PART 15.247	Test Distance:	3 m
Test item:	Band edge	Power:	DC 3.3 V
Frequency:	2462 MHz	Temp.(°C)/Hum.(%RH):	26(°C)/60 %RH
Mode:	Mode 4		
Ant.Polar.:	Horizontal		



No.	Frequency (MHz)	Reading (dBuV)	Correct Factor (dB/m)	Result (dBuV/m)	Limit (dBuV/m)	Margin (dB)	Remark
1	2483.500	60.15	-9.56	50.59	74.00	-23.41	peak
2	2484.600	60.80	-9.56	51.24	74.00	-22.76	peak

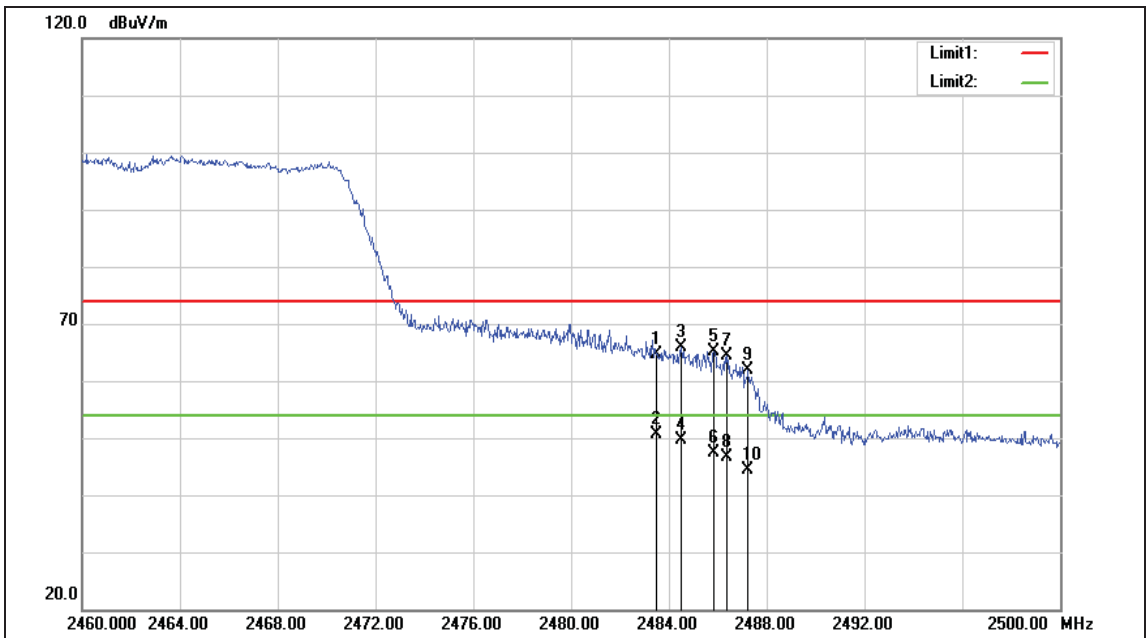
Note:1.Result (dBuV/m) = Correct Factor (dB/m) + Reading(dBuV).

2.Correction factor (dB/m) = Antenna Factor (dB/m) + Cable loss (dB) – Pre-Amplifier gain (dB).

3.When the peak results are less than average limit, so not need to evaluate the average.



Standard:	FCC PART 15.247	Test Distance:	3 m
Test item:	Band edge	Power:	DC 3.3 V
Frequency:	2462 MHz	Temp.(°C)/Hum.(%RH):	26(°C)/60 %RH
Mode:	Mode 4		
Ant.Polar.:	Vertical		





Standard:	FCC PART 15.247	Test Distance:	3 m
Test item:	Band edge	Power:	DC 3.3 V
Frequency:	2462 MHz	Temp.(°C)/Hum.(%RH):	26(°C)/60 %RH
Mode:	Mode 4		
Ant.Polar.:	Vertical		

No.	Frequency (MHz)	Reading (dBuV)	Correct Factor (dB/m)	Result (dBuV/m)	Limit (dBuV/m)	Margin (dB)	Remark
1	2483.500	74.19	-9.56	64.63	74.00	-9.37	peak
2	2483.500	60.20	-9.56	50.64	54.00	-3.36	AVG
3	2484.480	75.54	-9.56	65.98	74.00	-8.02	peak
4	2484.480	59.14	-9.56	49.58	54.00	-4.42	AVG
5	2485.840	74.70	-9.56	65.14	74.00	-8.86	peak
6	2485.840	56.96	-9.56	47.40	54.00	-6.60	AVG
7	2486.360	74.02	-9.56	64.46	74.00	-9.54	peak
8	2486.360	56.15	-9.56	46.59	54.00	-7.41	AVG
9	2487.240	71.50	-9.56	61.94	74.00	-12.06	peak
10	2487.240	54.03	-9.56	44.47	54.00	-9.53	AVG

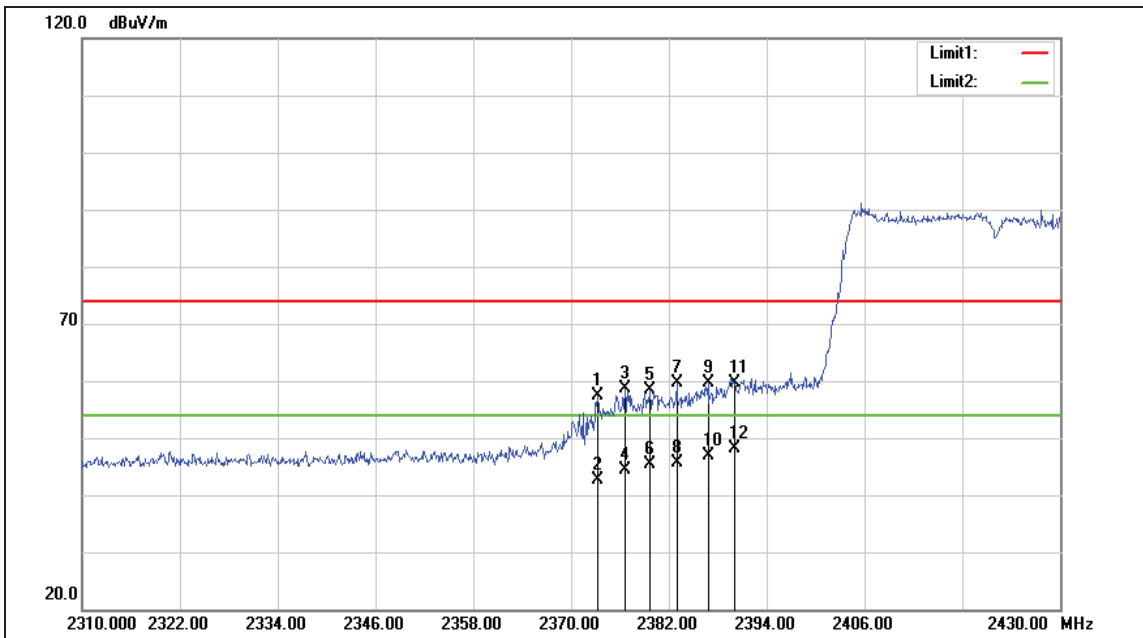
Note:1.Result (dBuV/m) = Correct Factor (dB/m) + Reading(dBuV).

2.Correction factor (dB/m) = Antenna Factor (dB/m) + Cable loss (dB) – Pre-Amplifier gain (dB).

3.When the peak results are less than average limit, so not need to evaluate the average.



Standard:	FCC PART 15.247	Test Distance:	3 m
Test item:	Band edge	Power:	DC 3.3 V
Frequency:	2422 MHz	Temp.(°C)/Hum.(%RH):	26(°C)/60 %RH
Mode:	Mode 5		
Ant.Polar.:	Horizontal		





Standard:	FCC PART 15.247	Test Distance:	3 m
Test item:	Band edge	Power:	DC 3.3 V
Frequency:	2422 MHz	Temp.(°C)/Hum.(%RH):	26(°C)/60 %RH
Mode:	Mode 5		
Ant.Polar.:	Horizontal		

No.	Frequency (MHz)	Reading (dBuV)	Correct Factor (dB/m)	Result (dBuV/m)	Limit (dBuV/m)	Margin (dB)	Remark
1	2373.240	67.23	-9.83	57.40	74.00	-16.60	peak
2	2373.240	52.47	-9.83	42.64	54.00	-11.36	AVG
3	2376.600	68.54	-9.83	58.71	74.00	-15.29	peak
4	2376.600	54.13	-9.83	44.30	54.00	-9.70	AVG
5	2379.720	68.09	-9.82	58.27	74.00	-15.73	peak
6	2379.720	55.12	-9.82	45.30	54.00	-8.70	AVG
7	2382.960	69.42	-9.80	59.62	74.00	-14.38	peak
8	2382.960	55.41	-9.80	45.61	54.00	-8.39	AVG
9	2386.800	69.40	-9.79	59.61	74.00	-14.39	peak
10	2386.800	56.61	-9.79	46.82	54.00	-7.18	AVG
11	2390.000	69.50	-9.78	59.72	74.00	-14.28	peak
12	2390.000	57.87	-9.78	48.09	54.00	-5.91	AVG

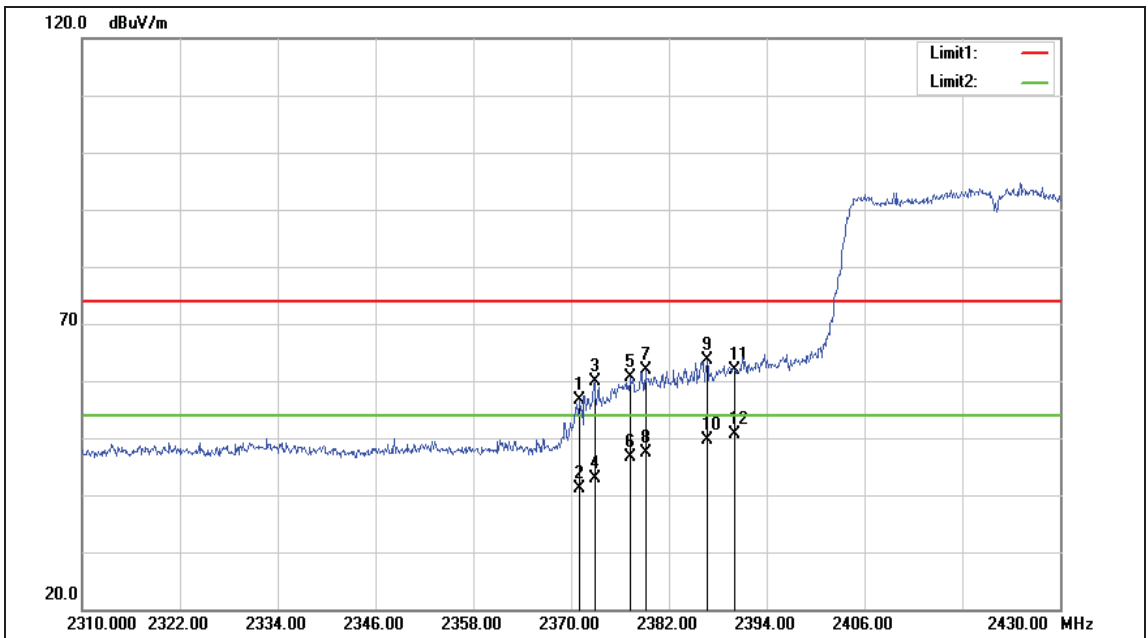
Note:1.Result (dBuV/m) = Correct Factor (dB/m) + Reading(dBuV).

2.Correction factor (dB/m) = Antenna Factor (dB/m) + Cable loss (dB) – Pre-Amplifier gain (dB).

3.When the peak results are less than average limit, so not need to evaluate the average.



Standard:	FCC PART 15.247	Test Distance:	3 m
Test item:	Band edge	Power:	DC 3.3 V
Frequency:	2422 MHz	Temp.(°C)/Hum.(%RH):	26(°C)/60 %RH
Mode:	Mode 5		
Ant.Polar.:	Vertical		





Standard:	FCC PART 15.247	Test Distance:	3 m
Test item:	Band edge	Power:	DC 3.3 V
Frequency:	2422 MHz	Temp.(°C)/Hum.(%RH):	26(°C)/60 %RH
Mode:	Mode 5		
Ant.Polar.:	Vertical		

No.	Frequency (MHz)	Reading (dBuV)	Correct Factor (dB/m)	Result (dBuV/m)	Limit (dBuV/m)	Margin (dB)	Remark
1	2371.080	66.57	-9.84	56.73	74.00	-17.27	peak
2	2371.080	50.87	-9.84	41.03	54.00	-12.97	AVG
3	2372.880	69.70	-9.84	59.86	74.00	-14.14	peak
4	2372.880	52.62	-9.84	42.78	54.00	-11.22	AVG
5	2377.320	70.48	-9.82	60.66	74.00	-13.34	peak
6	2377.320	56.33	-9.82	46.51	54.00	-7.49	AVG
7	2379.120	71.70	-9.82	61.88	74.00	-12.12	peak
8	2379.120	57.16	-9.82	47.34	54.00	-6.66	AVG
9	2386.680	73.31	-9.79	63.52	74.00	-10.48	peak
10	2386.680	59.38	-9.79	49.59	54.00	-4.41	AVG
11	2390.000	71.78	-9.78	62.00	74.00	-12.00	peak
12	2390.000	60.42	-9.78	50.64	54.00	-3.36	AVG

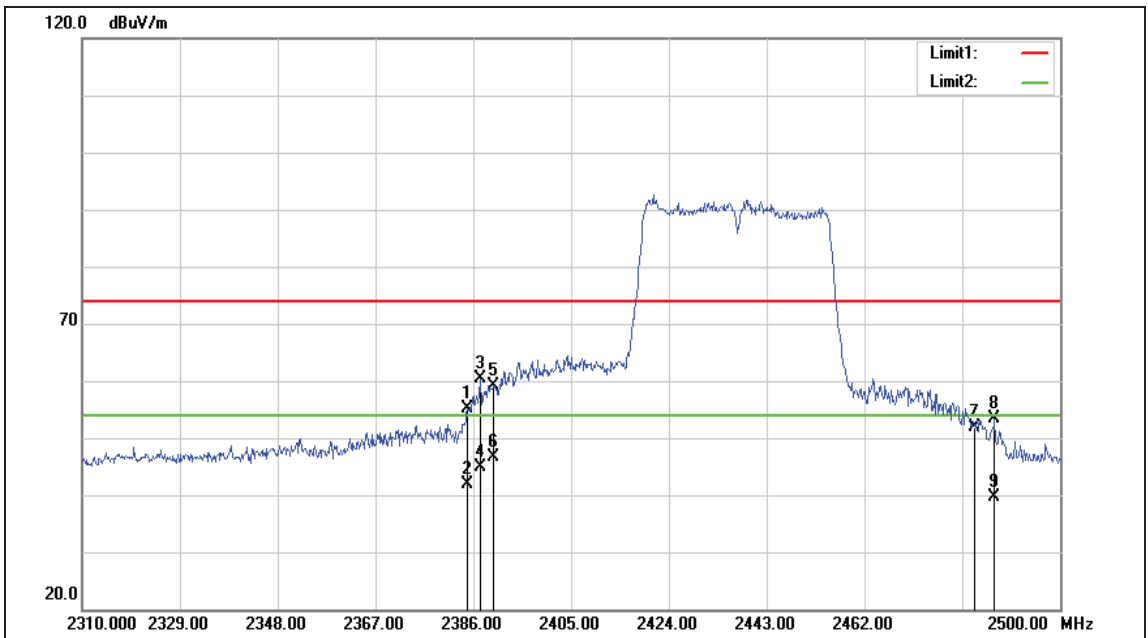
Note:1.Result (dBuV/m) = Correct Factor (dB/m) + Reading(dBuV).

2.Correction factor (dB/m) = Antenna Factor (dB/m) + Cable loss (dB) – Pre-Amplifier gain (dB).

3.When the peak results are less than average limit, so not need to evaluate the average.



Standard:	FCC PART 15.247	Test Distance:	3 m
Test item:	Band edge	Power:	DC 3.3 V
Frequency:	2437 MHz	Temp.(°C)/Hum.(%RH):	26(°C)/60 %RH
Mode:	Mode 5		
Ant.Polar.:	Horizontal		





Standard:	FCC PART 15.247	Test Distance:	3 m
Test item:	Band edge	Power:	DC 3.3 V
Frequency:	2437 MHz	Temp.(°C)/Hum.(%RH):	26(°C)/60 %RH
Mode:	Mode 5		
Ant.Polar.:	Horizontal		

No.	Frequency (MHz)	Reading (dBuV)	Correct Factor (dB/m)	Result (dBuV/m)	Limit (dBuV/m)	Margin (dB)	Remark
1	2384.860	64.85	-9.80	55.05	74.00	-18.95	peak
2	2384.860	51.73	-9.80	41.93	54.00	-12.07	AVG
3	2387.330	70.26	-9.79	60.47	74.00	-13.53	peak
4	2387.330	54.64	-9.79	44.85	54.00	-9.15	AVG
5	2390.000	69.00	-9.78	59.22	74.00	-14.78	peak
6	2390.000	56.43	-9.78	46.65	54.00	-7.35	AVG
7	2483.500	61.42	-9.56	51.86	74.00	-22.14	peak
8	2487.270	62.97	-9.56	53.41	74.00	-20.59	peak
9	2487.270	49.11	-9.56	39.55	54.00	-14.45	AVG

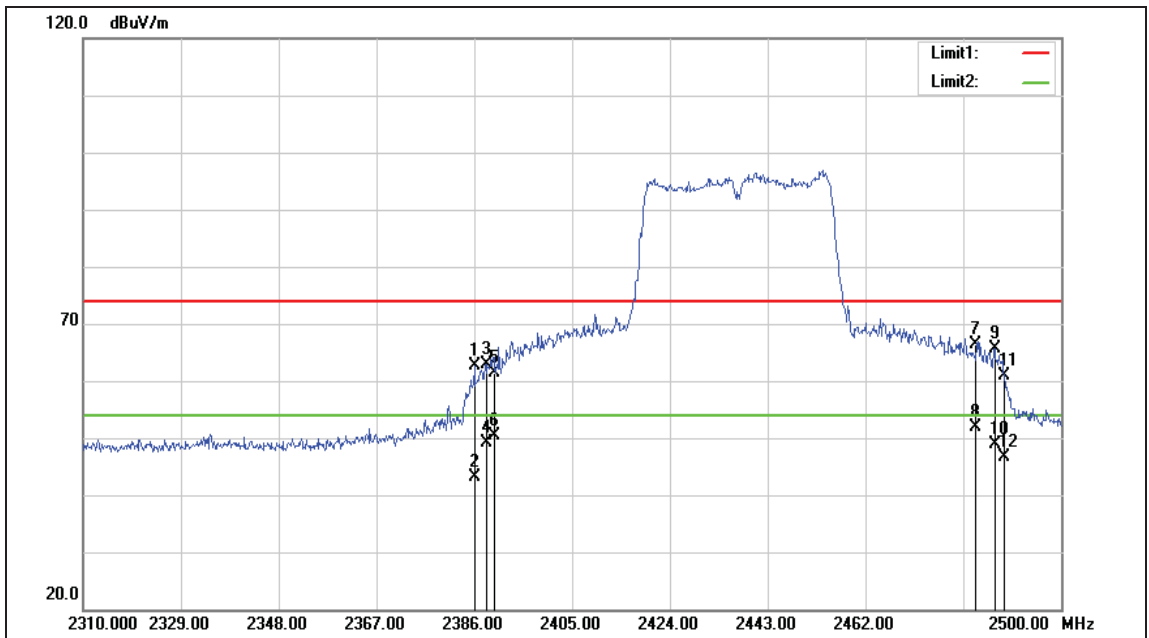
Note:1.Result (dBuV/m) = Correct Factor (dB/m) + Reading(dBuV).

2.Correction factor (dB/m) = Antenna Factor (dB/m) + Cable loss (dB) – Pre-Amplifier gain (dB).

3.When the peak results are less than average limit, so not need to evaluate the average.



Standard:	FCC PART 15.247	Test Distance:	3 m
Test item:	Band edge	Power:	DC 3.3 V
Frequency:	2437 MHz	Temp.(°C)/Hum.(%RH):	26(°C)/60 %RH
Mode:	Mode 5		
Ant.Polar.:	Vertical		





Standard:	FCC PART 15.247	Test Distance:	3 m
Test item:	Band edge	Power:	DC 3.3 V
Frequency:	2437 MHz	Temp.(°C)/Hum.(%RH):	26(°C)/60 %RH
Mode:	Mode 5		
Ant.Polar.:	Vertical		

No.	Frequency (MHz)	Reading (dBuV)	Correct Factor (dB/m)	Result (dBuV/m)	Limit (dBuV/m)	Margin (dB)	Remark
1	2386.000	72.50	-9.79	62.71	74.00	-11.29	peak
2	2386.000	53.02	-9.79	43.23	54.00	-10.77	AVG
3	2388.470	72.68	-9.79	62.89	74.00	-11.11	peak
4	2388.470	58.87	-9.79	49.08	54.00	-4.92	AVG
5	2390.000	71.08	-9.78	61.30	74.00	-12.70	peak
6	2390.000	60.05	-9.78	50.27	54.00	-3.73	AVG
7	2483.500	75.98	-9.56	66.42	74.00	-7.58	peak
8	2483.500	61.37	-9.56	51.81	54.00	-2.19	AVG
9	2487.080	75.27	-9.56	65.71	74.00	-8.29	peak
10	2487.080	58.52	-9.56	48.96	54.00	-5.04	AVG
11	2488.980	70.35	-9.56	60.79	74.00	-13.21	peak
12	2488.980	56.15	-9.56	46.59	54.00	-7.41	AVG

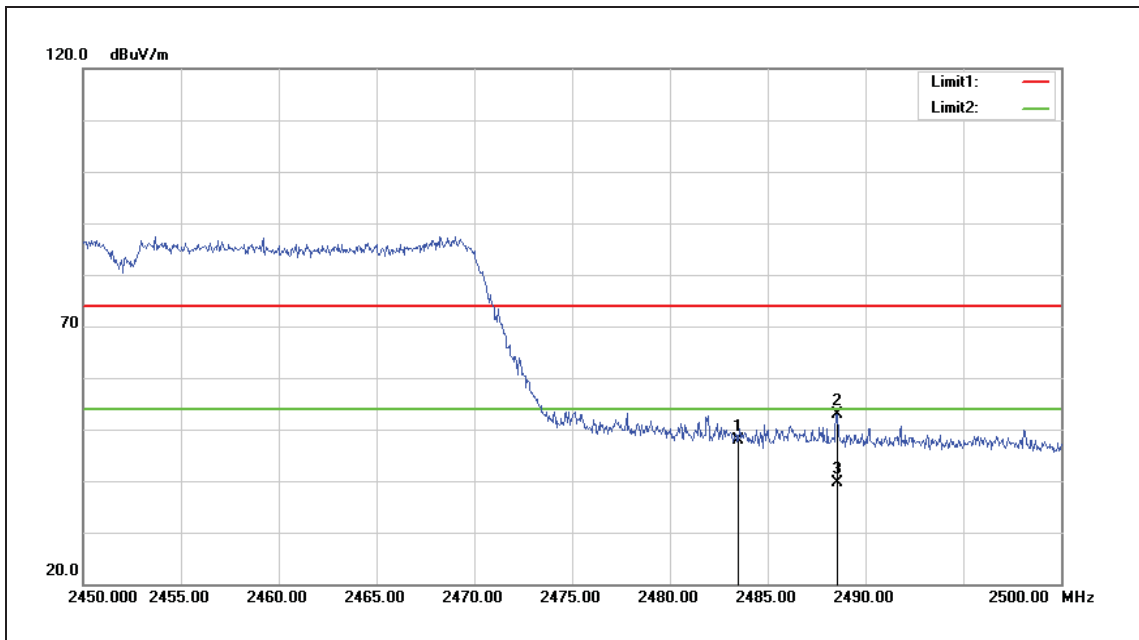
Note:1.Result (dBuV/m) = Correct Factor (dB/m) + Reading(dBuV).

2.Correction factor (dB/m) = Antenna Factor (dB/m) + Cable loss (dB) – Pre-Amplifier gain (dB).

3.When the peak results are less than average limit, so not need to evaluate the average.



Standard:	FCC PART 15.247	Test Distance:	3 m
Test item:	Band edge	Power:	DC 3.3 V
Frequency:	2452 MHz	Temp.(°C)/Hum.(%RH):	26(°C)/60 %RH
Mode:	Mode 5		
Ant.Polar.:	Horizontal		



No.	Frequency (MHz)	Reading (dBuV)	Correct Factor (dB/m)	Result (dBuV/m)	Limit (dBuV/m)	Margin (dB)	Remark
1	2483.500	57.53	-9.56	47.97	74.00	-26.03	peak
2	2488.550	62.40	-9.56	52.84	74.00	-21.16	peak
3	2488.550	49.29	-9.56	39.73	54.00	-14.27	AVG

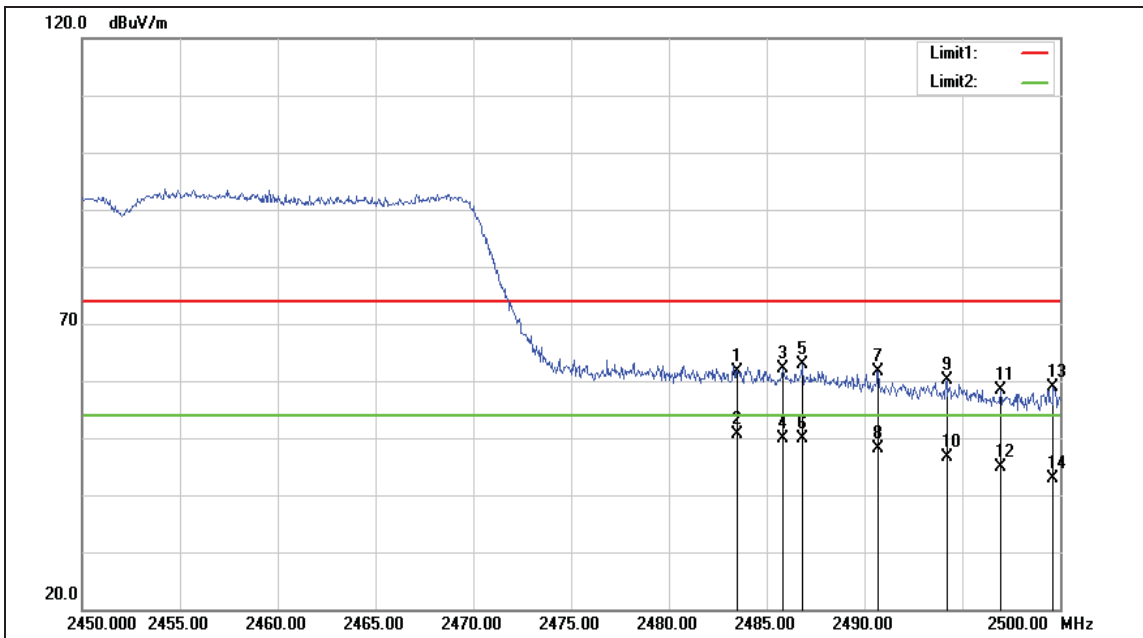
Note:1.Result (dBuV/m) = Correct Factor (dB/m) + Reading(dBuV).

2.Correction factor (dB/m) = Antenna Factor (dB/m) + Cable loss (dB) – Pre-Amplifier gain (dB).

3.When the peak results are less than average limit, so not need to evaluate the average.



Standard:	FCC PART 15.247	Test Distance:	3 m
Test item:	Band edge	Power:	DC 3.3 V
Frequency:	2452 MHz	Temp.(°C)/Hum.(%RH):	26(°C)/60 %RH
Mode:	Mode 5		
Ant.Polar.:	Vertical		





Standard:	FCC PART 15.247	Test Distance:	3 m
Test item:	Band edge	Power:	DC 3.3 V
Frequency:	2452 MHz	Temp.(°C)/Hum.(%RH):	26(°C)/60 %RH
Mode:	Mode 5		
Ant.Polar.:	Vertical		

No.	Frequency (MHz)	Reading (dBuV)	Correct Factor (dB/m)	Result (dBuV/m)	Limit (dBuV/m)	Margin (dB)	Remark
1	2483.500	71.31	-9.56	61.75	74.00	-12.25	peak
2	2483.500	60.21	-9.56	50.65	54.00	-3.35	AVG
3	2485.800	71.73	-9.56	62.17	74.00	-11.83	peak
4	2485.800	59.54	-9.56	49.98	54.00	-4.02	AVG
5	2486.800	72.37	-9.56	62.81	74.00	-11.19	peak
6	2486.800	59.33	-9.56	49.77	54.00	-4.23	AVG
7	2490.700	71.11	-9.55	61.56	74.00	-12.44	peak
8	2490.700	57.73	-9.55	48.18	54.00	-5.82	AVG
9	2494.200	69.58	-9.54	60.04	74.00	-13.96	peak
10	2494.200	56.06	-9.54	46.52	54.00	-7.48	AVG
11	2496.950	67.83	-9.53	58.30	74.00	-15.70	peak
12	2496.950	54.39	-9.53	44.86	54.00	-9.14	AVG
13	2499.650	68.37	-9.53	58.84	74.00	-15.16	peak
14	2499.650	52.52	-9.53	42.99	54.00	-11.01	AVG

Note:1.Result (dBuV/m) = Correct Factor (dB/m) + Reading(dBuV).

2.Correction factor (dB/m) = Antenna Factor (dB/m) + Cable loss (dB) – Pre-Amplifier gain (dB).

3.When the peak results are less than average limit, so not need to evaluate the average.