


User Manual



FEATURES

1. Support Micro SD card, with MP3 format.
2. Built-in FM stereo radio
3. Wireless Bluetooth headphone, with built-in microphone, you can answer and hang up the phone
4. Aux-in function, connect with other audio sources with 3.5mm jack
5. High capacity battery, you can enjoy the music anywhere anytime.



BUTTONS

 Play/Pause

In Mp3 mode: short press  for Play/Pause

In FM mode: short press  one time for auto-search the FM frequency and preset the FM Station, In Aux-in mode: Short press  for Play/Pause

In Bluetooth mode: Short press  for Play/Pause while listen to music

 Power on/off/answer/hang up the phone while calling, Press Power  5seconds for Power On/off and waiting for connecting with Bluetooth device.

Short Press  for answer/hang up the phone while calling

MODE Mode button

Switch the mode between Aux/FM/TF card/Bluetooth

 **Next button**

Short press for next song/next FM radio

(short press is invalid in aux-in mode)

Long press for increasing the volume

 **previous button**

Short press for last song/last FM radio

(short press is invalid in aux-in mode)

Long press for decreasing the volume.

INTERFACE

- 1.DC-5V: plug in USB cable for charging
(Note: The Micro USB port can not transfer data with PC .)
- 2.TF: insert the TF card and playing the music from TF card
- 3.AUX:3.5mm aux-in jack
- 4.ON OFF: Power ON/OFF

TIPS

1. Noise, or do not read the Micro-SD card, pls recharge the battery.
2. This manual are subject to change without notice.

FCC Statement:

This equipment has been tested and found to comply with the limits for a Class B digital device, pursuant to part 15 of the FCC Rules. These limits are designed to provide reasonable protection against harmful interference in a residential installation. This equipment generates, uses and can radiate radio frequency energy and, if not installed and used in accordance with the instructions, may cause harmful interference to radio communications.

However, there is no guarantee that interference will not occur in a particular installation. If this equipment does cause harmful interference to radio or television reception, which can be determined by turning the equipment off and on, the user is encouraged to try to correct the interference by one or more of the following measures:

- Reorient or relocate the receiving antenna.
- Increase the separation between the equipment and receiver.
- Connect the equipment to an outlet on a circuit different from that to which the receiver is connected.

This device complies with part 15 of the FCC rules. Operation is subject to the following two conditions: (1) This device may not cause harmful interference, and (2) this device must accept any interference received, including interference that may cause undesired operation.

Note: Modifications to this product will void the user's authority to operate this equipment.