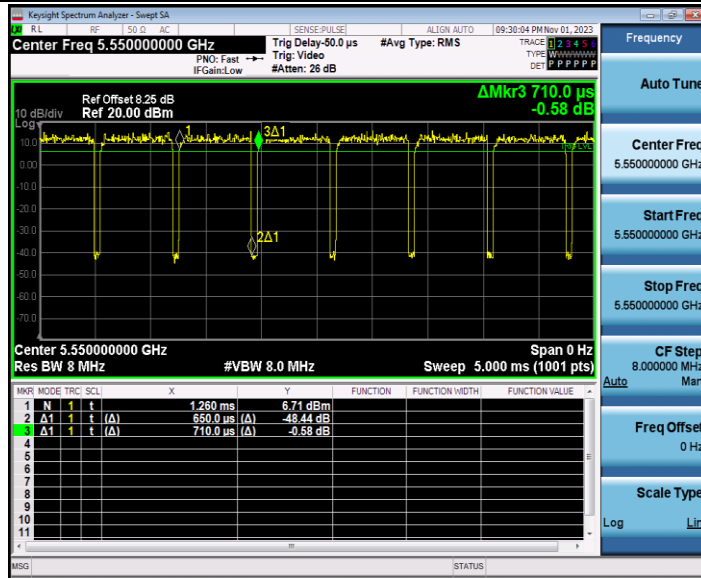
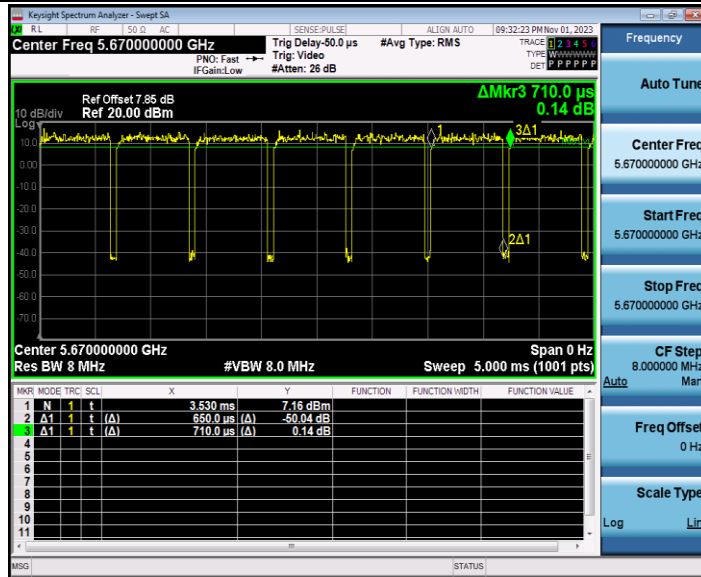


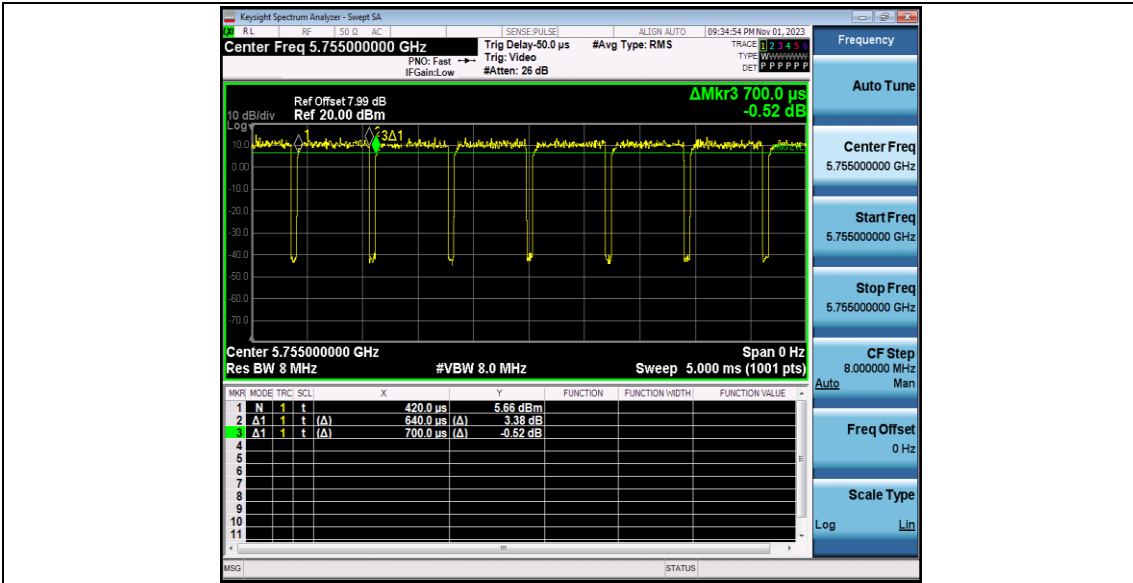
11AC40SISO_Ant2_5550



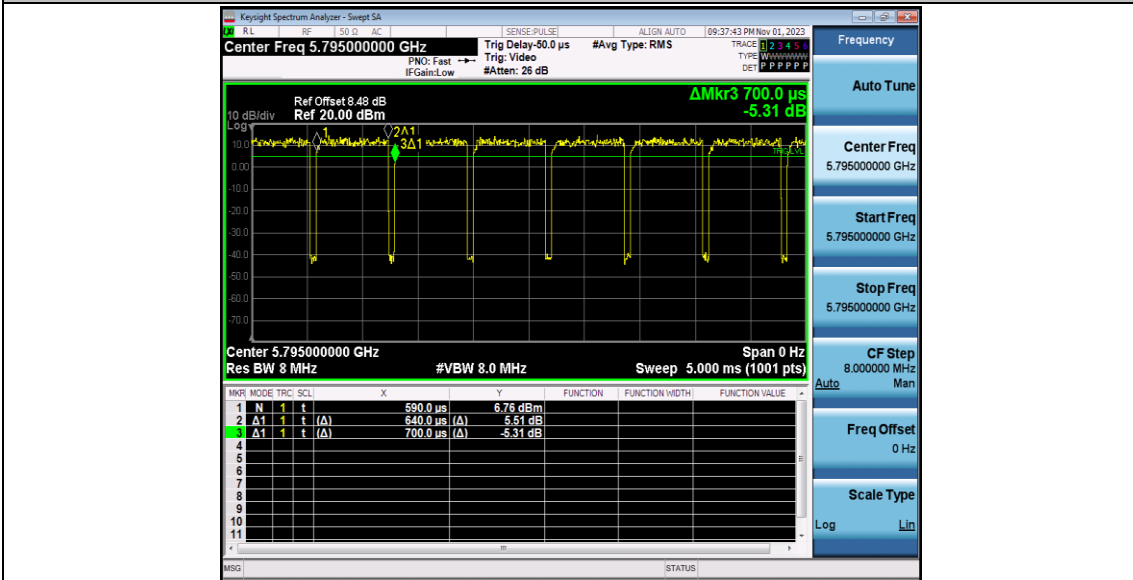
11AC40SISO_Ant2_5670



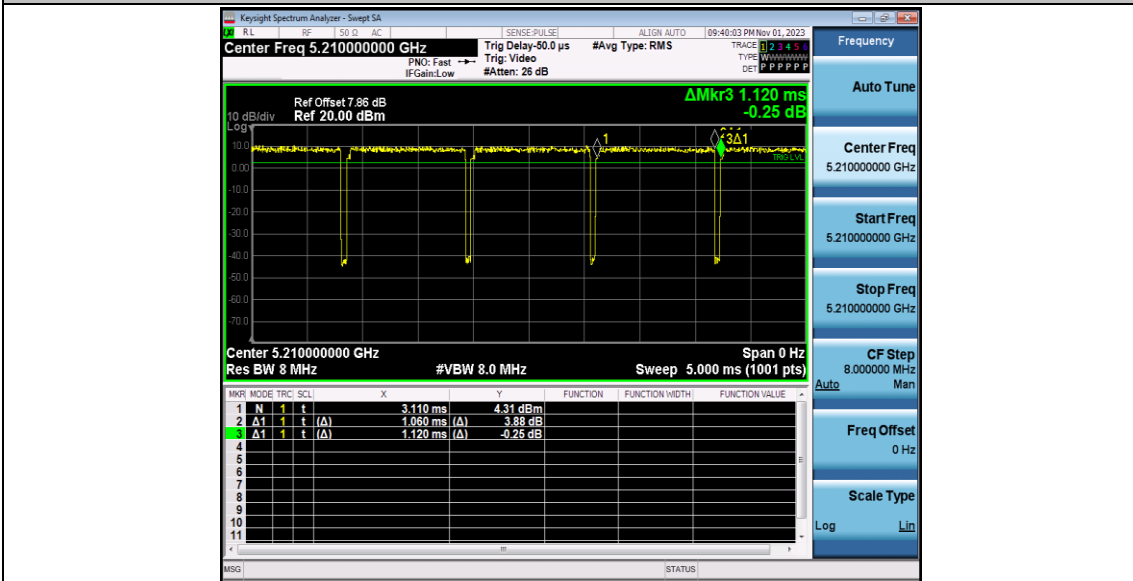
11AC40SISO_Ant2_5755



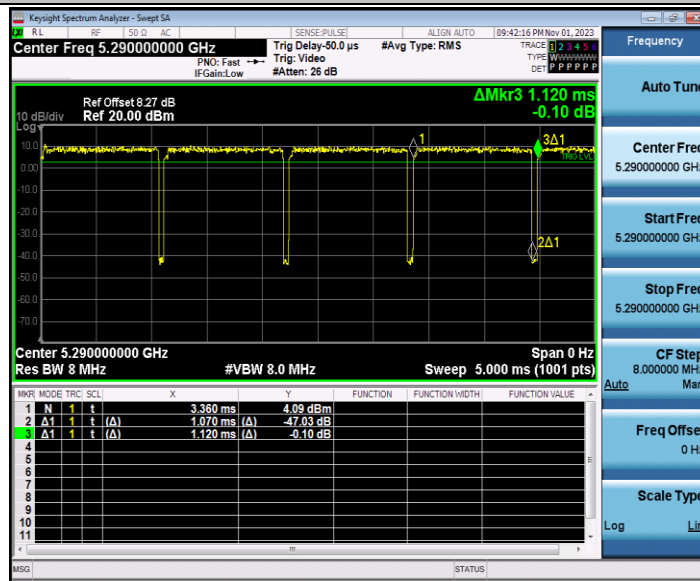
11AC40SISO_Ant2_5795



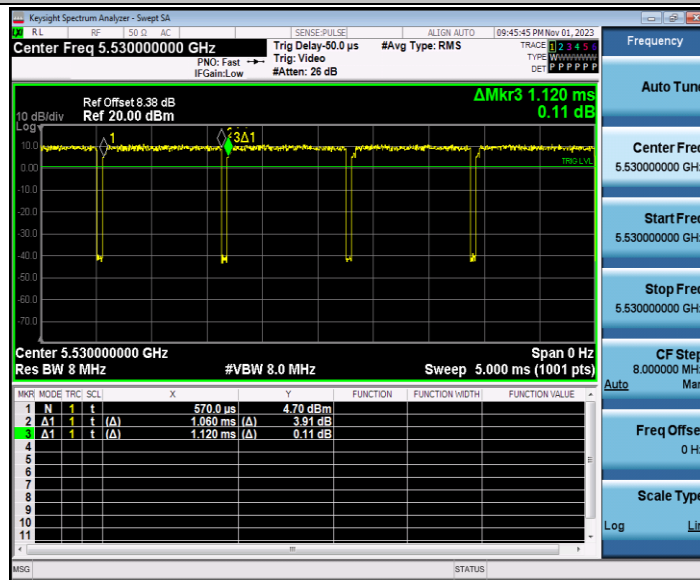
11AC80SISO_Ant2_5210



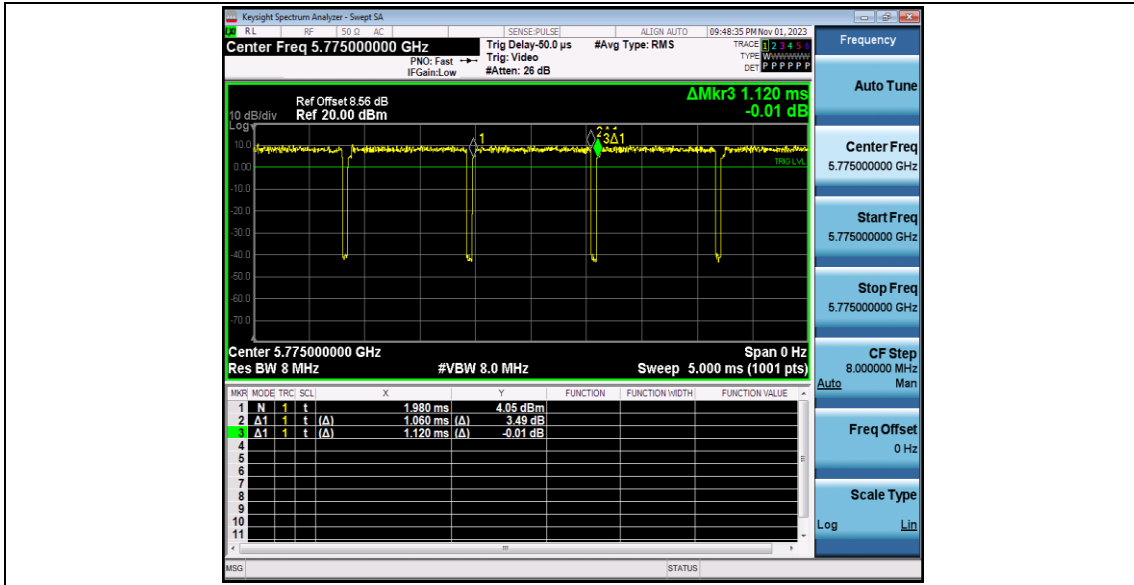
11AC80SISO_Ant2_5290



11AC80SISO_Ant2_5530



11AC80SISO_Ant2_5775



Appendix C: Maximum conducted output power

Test Result Channel Power

Test Mode	Antenna	Frequency [MHz]	Channel Power [dBm]	Duty Cycle [%]	DC Factor [dBm]	Result [dBm]	Limit [dBm]	Verdict
11A	Ant2	5180	11.28	94.89	0.23	11.51	≤23.98	PASS
		5220	10.09	95.62	0.19	10.28	≤23.98	PASS
		5240	10.16	95.62	0.19	10.35	≤23.98	PASS
		5260	10.80	95.62	0.19	10.99	≤23.98	PASS
		5300	10.62	95.62	0.19	10.81	≤23.98	PASS
		5320	10.17	94.89	0.23	10.40	≤23.98	PASS
		5500	11.14	95.59	0.20	11.34	≤23.98	PASS
		5580	11.07	95.62	0.19	11.26	≤23.98	PASS
		5700	10.22	95.59	0.20	10.42	≤23.98	PASS
		5745	9.07	95.62	0.19	9.26	≤30.00	PASS
		5785	10.36	95.62	0.19	10.55	≤30.00	PASS
5825	11.87	95.62	0.19	12.06	≤30.00	PASS		
11N20SI SO	Ant2	5180	11.29	95.62	0.19	11.48	≤23.98	PASS
		5220	10.14	95.62	0.19	10.33	≤23.98	PASS
		5240	10.19	94.89	0.23	10.42	≤23.98	PASS
		5260	10.83	95.62	0.19	11.02	≤23.98	PASS
		5300	10.65	95.62	0.19	10.84	≤23.98	PASS
		5320	10.24	95.62	0.19	10.43	≤23.98	PASS
		5500	11.18	95.59	0.20	11.38	≤23.98	PASS
		5580	11.12	95.62	0.19	11.31	≤23.98	PASS
		5700	10.19	94.89	0.23	10.42	≤23.98	PASS
		5745	9.10	94.89	0.23	9.33	≤30.00	PASS
		5785	10.39	95.62	0.19	10.58	≤30.00	PASS
5825	11.90	95.62	0.19	12.09	≤30.00	PASS		
11N40SI SO	Ant2	5190	10.71	91.55	0.38	11.09	≤23.98	PASS
		5230	10.12	91.43	0.39	10.51	≤23.98	PASS
		5270	10.56	91.43	0.39	10.95	≤23.98	PASS
		5310	10.51	91.55	0.38	10.89	≤23.98	PASS
		5510	11.19	91.43	0.39	11.58	≤23.98	PASS
		5550	11.11	91.43	0.39	11.50	≤23.98	PASS
		5670	11.37	91.43	0.39	11.76	≤23.98	PASS
		5755	9.08	91.55	0.38	9.46	≤30.00	PASS
5795	10.33	91.43	0.39	10.72	≤30.00	PASS		
11AC20S ISO	Ant2	5180	11.26	95.59	0.20	11.46	≤23.98	PASS
		5220	10.04	95.59	0.20	10.24	≤23.98	PASS
		5240	10.21	95.59	0.20	10.41	≤23.98	PASS

		5260	10.85	95.62	0.19	11.04	≤23.98	PASS
		5300	10.64	95.62	0.19	10.83	≤23.98	PASS
		5320	10.22	95.62	0.19	10.41	≤23.98	PASS
		5500	11.19	94.89	0.23	11.42	≤23.98	PASS
		5580	11.07	95.62	0.19	11.26	≤23.98	PASS
		5700	10.29	95.62	0.19	10.48	≤23.98	PASS
		5745	9.14	95.59	0.20	9.34	≤30.00	PASS
		5785	10.41	94.89	0.23	10.64	≤30.00	PASS
		5825	11.91	94.89	0.23	12.14	≤30.00	PASS
11AC40S ISO	Ant2	5190	10.76	91.43	0.39	11.15	≤23.98	PASS
		5230	10.11	91.43	0.39	10.50	≤23.98	PASS
		5270	10.60	91.55	0.38	10.98	≤23.98	PASS
		5310	10.52	91.55	0.38	10.90	≤23.98	PASS
		5510	11.11	91.43	0.39	11.50	≤23.98	PASS
		5550	11.07	91.55	0.38	11.45	≤23.98	PASS
		5670	11.32	91.55	0.38	11.70	≤23.98	PASS
		5755	9.21	91.43	0.39	9.60	≤30.00	PASS
		5795	10.33	91.43	0.39	10.72	≤30.00	PASS
11AC80S ISO	Ant2	5210	10.54	94.64	0.24	10.78	≤23.98	PASS
		5290	10.40	95.54	0.20	10.60	≤23.98	PASS
		5530	11.14	94.64	0.24	11.38	≤23.98	PASS
		5775	9.88	94.64	0.24	10.12	≤30.00	PASS

Note: The Duty Cycle Factor is compensated in the graph.

Appendix D: Maximum power spectral density

Test Result

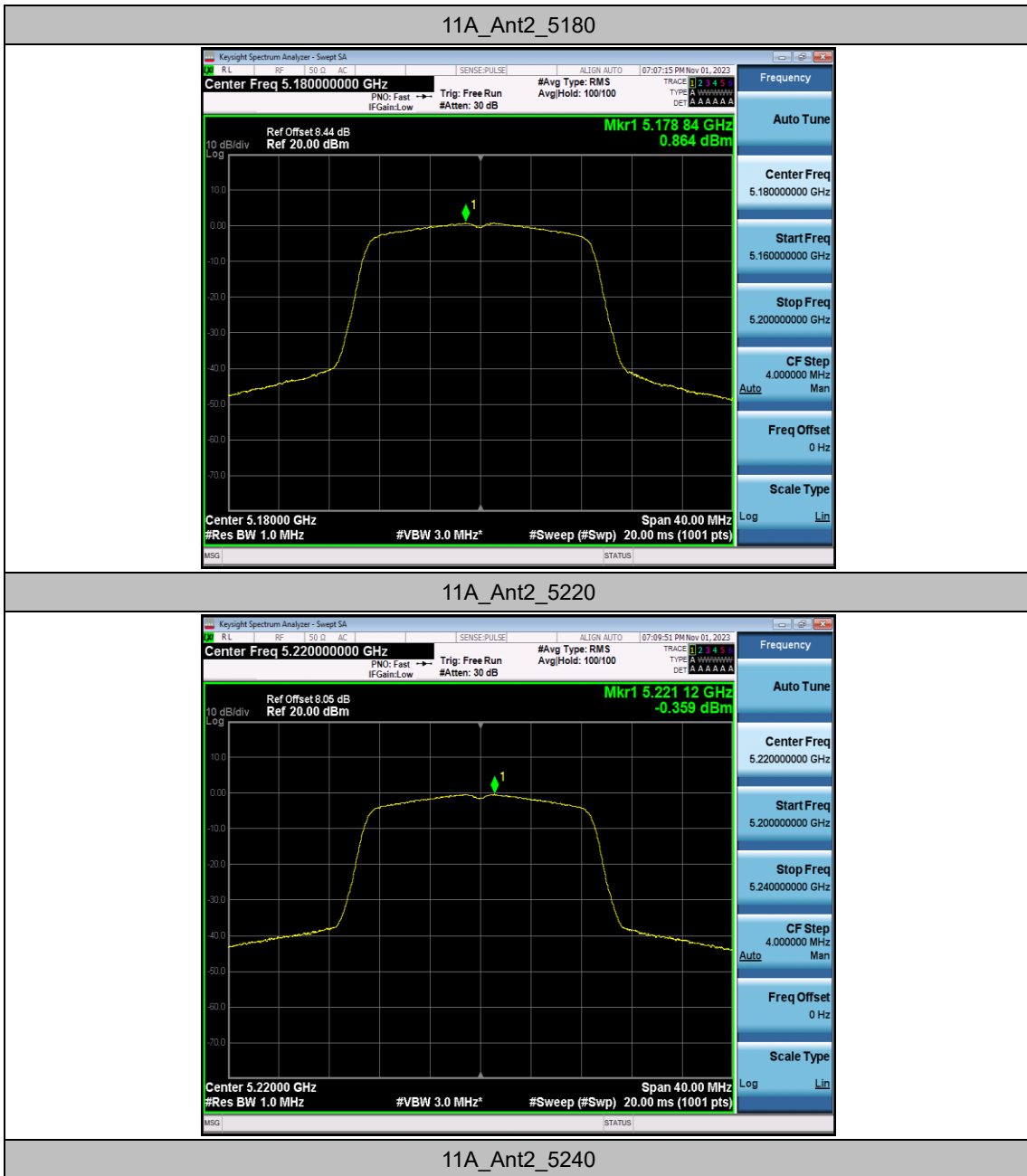
TestMode	Antenna	Frequency[MHz]	Result [dBm/MHz]	Limit[dBm/MHz]	Verdict
11A	Ant2	5180	0.86	≤11.00	PASS
		5220	-0.36	≤11.00	PASS
		5240	-0.31	≤11.00	PASS
		5260	0.19	≤11.00	PASS
		5300	-0.13	≤11.00	PASS
		5320	-0.17	≤11.00	PASS
		5500	0.87	≤11.00	PASS
		5580	0.7	≤11.00	PASS
		5700	-0.2	≤11.00	PASS
		5745	-4.05	≤30.00	PASS
		5785	-2.85	≤30.00	PASS
		5825	-1.36	≤30.00	PASS
11N20SISO	Ant2	5180	0.83	≤11.00	PASS
		5220	-0.38	≤11.00	PASS
		5240	-0.26	≤11.00	PASS
		5260	0.22	≤11.00	PASS
		5300	-0.01	≤11.00	PASS
		5320	-0.07	≤11.00	PASS
		5500	0.86	≤11.00	PASS
		5580	0.8	≤11.00	PASS
		5700	-0.15	≤11.00	PASS
		5745	-4.08	≤30.00	PASS
		5785	-2.78	≤30.00	PASS
		5825	-1.33	≤30.00	PASS
11N40SISO	Ant2	5190	-2.51	≤11.00	PASS
		5230	-3.18	≤11.00	PASS
		5270	-2.7	≤11.00	PASS
		5310	-2.82	≤11.00	PASS
		5510	-1.98	≤11.00	PASS
		5550	-2.14	≤11.00	PASS
		5670	-1.77	≤11.00	PASS
		5755	-6.83	≤30.00	PASS
		5795	-5.73	≤30.00	PASS
11AC20SISO	Ant2	5180	0.89	≤11.00	PASS
		5220	-0.44	≤11.00	PASS
		5240	-0.3	≤11.00	PASS
		5260	0.17	≤11.00	PASS
		5300	0	≤11.00	PASS

		5320	-0.12	≤11.00	PASS
		5500	0.88	≤11.00	PASS
		5580	0.65	≤11.00	PASS
		5700	-0.2	≤11.00	PASS
		5745	-3.93	≤30.00	PASS
		5785	-2.67	≤30.00	PASS
		5825	-1.34	≤30.00	PASS
11AC40SISO	Ant2	5190	-2.46	≤11.00	PASS
		5230	-3.13	≤11.00	PASS
		5270	-2.67	≤11.00	PASS
		5310	-2.79	≤11.00	PASS
		5510	-2.08	≤11.00	PASS
		5550	-2.15	≤11.00	PASS
		5670	-1.74	≤11.00	PASS
		5755	-6.55	≤30.00	PASS
		5795	-5.69	≤30.00	PASS
11AC80SISO	Ant2	5210	-5.78	≤11.00	PASS
		5290	-5.96	≤11.00	PASS
		5530	-4.91	≤11.00	PASS
		5775	-7.5	≤30.00	PASS

Note: 1.The Result and Limit Unit is dBm/500 kHz in the band 5.725–5.85 GHz.

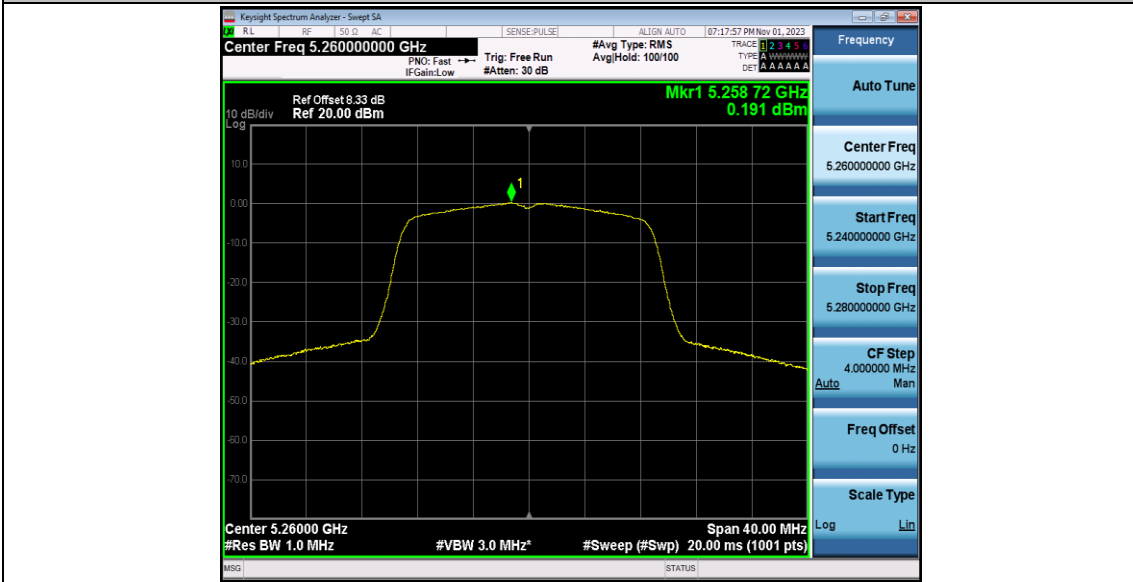
2.The Duty Cycle Factor and RBW Factor is compensated in the graph.

Test Graphs





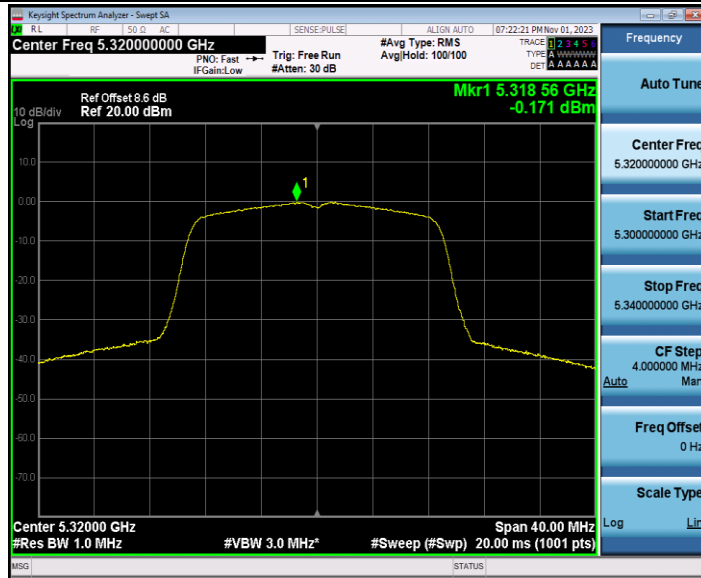
11A_Ant2_5260



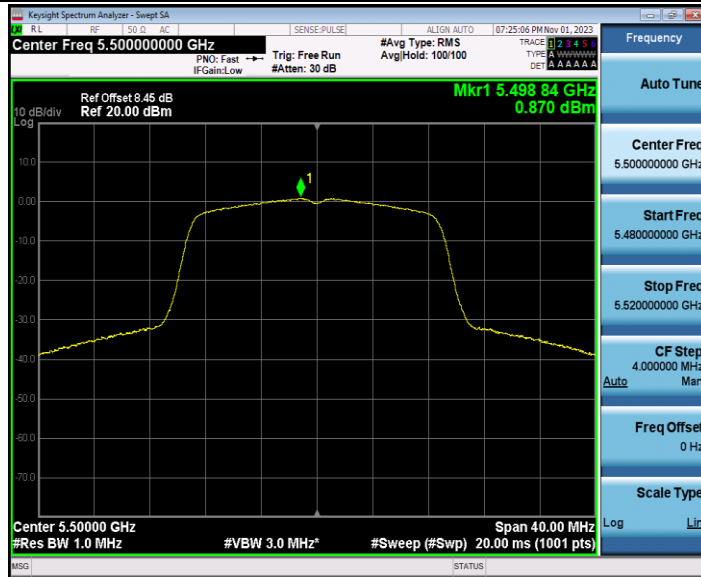
11A_Ant2_5300



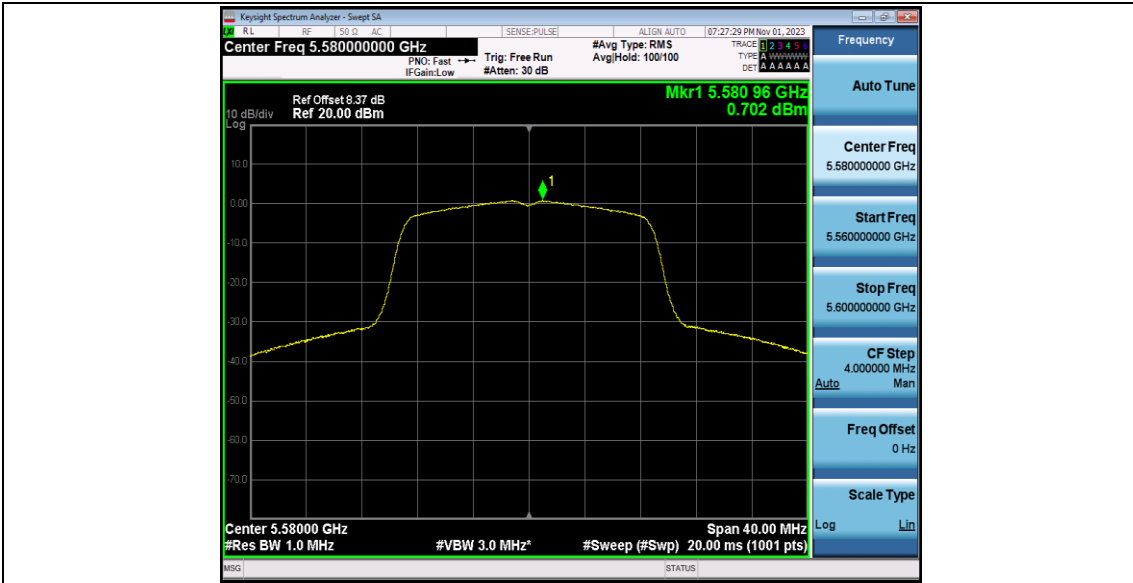
11A_Ant2_5320



11A_Ant2_5500



11A_Ant2_5580



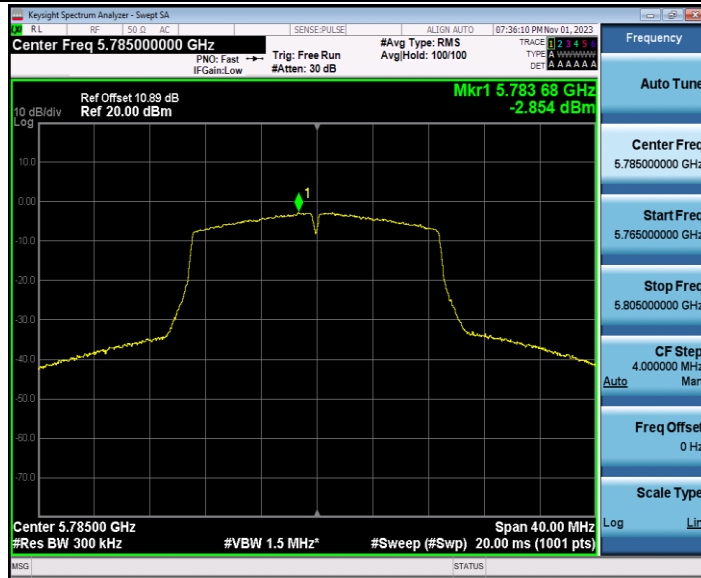
11A_Ant2_5700



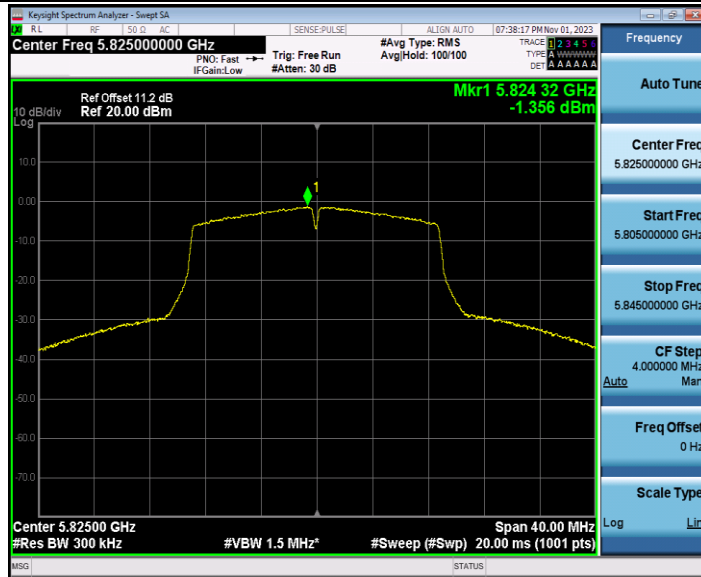
11A_Ant2_5745



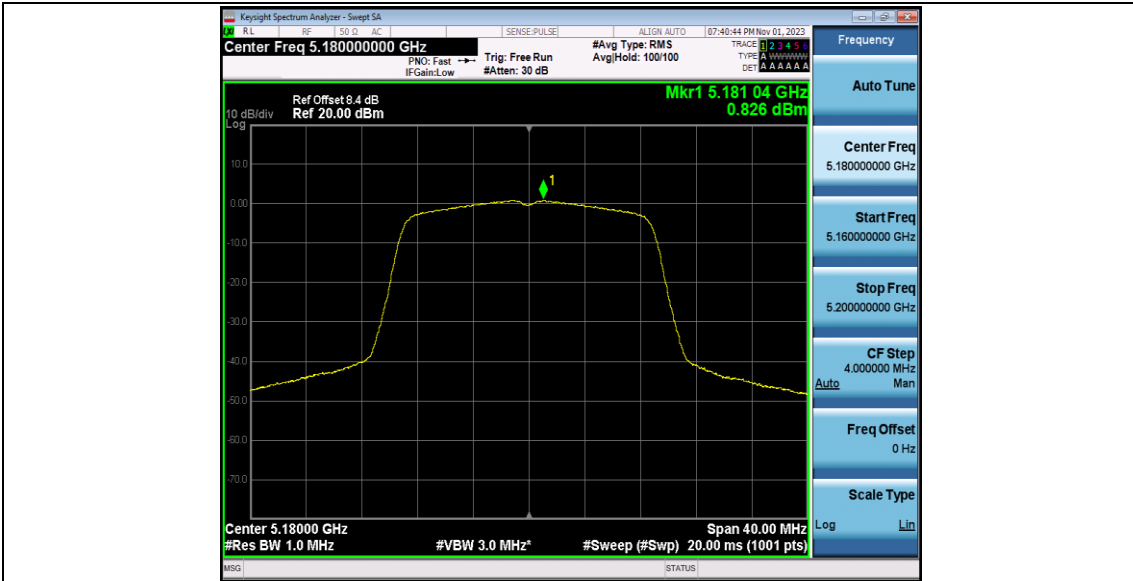
11A_Ant2_5785



11A_Ant2_5825



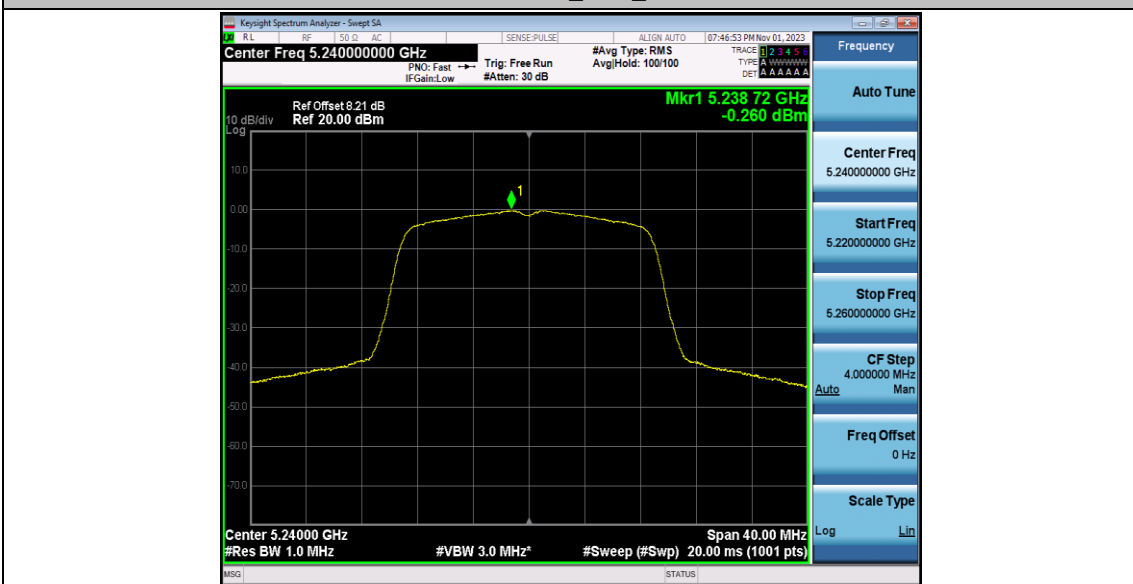
11N20SISO_Ant2_5180



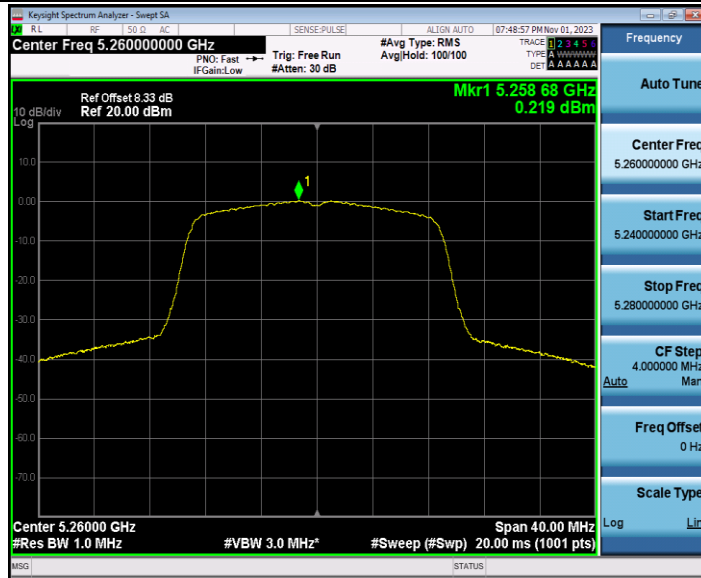
11N20SISO_Ant2_5220



11N20SISO_Ant2_5240



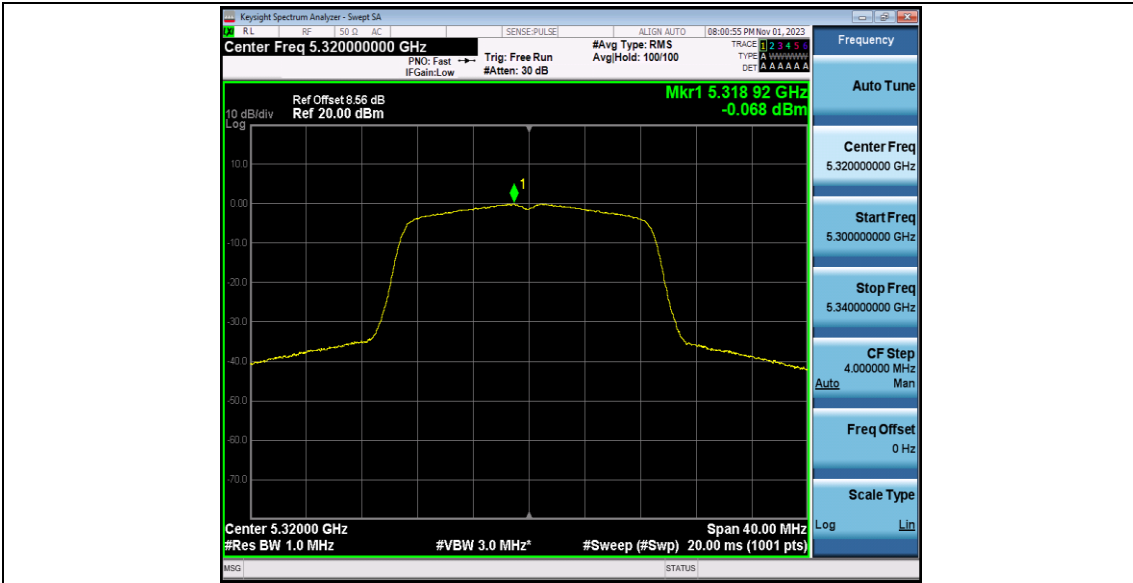
11N20SISO_Ant2_5260



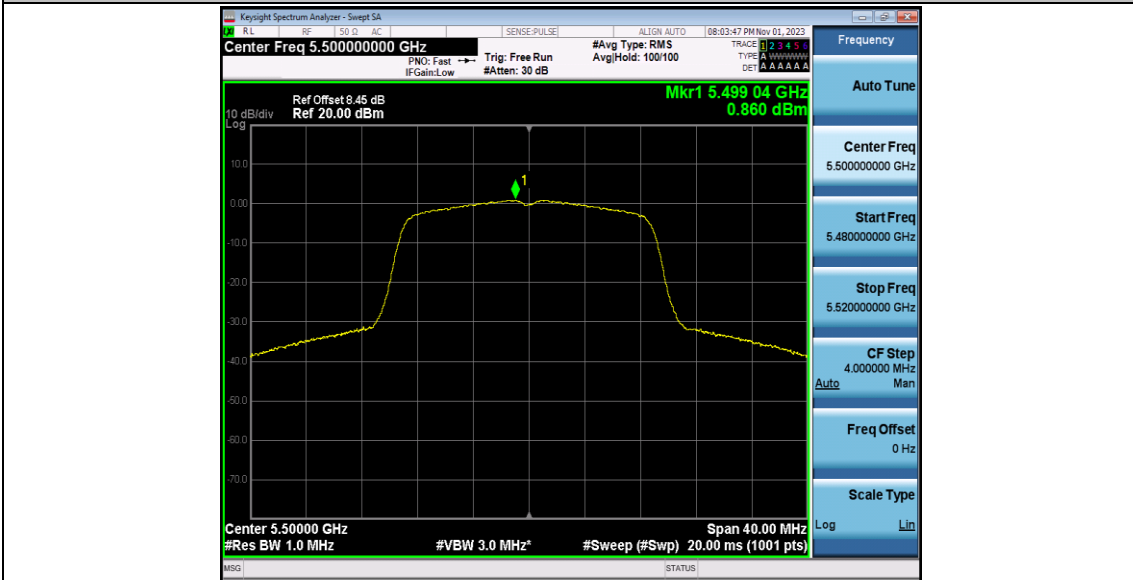
11N20SISO_Ant2_5300



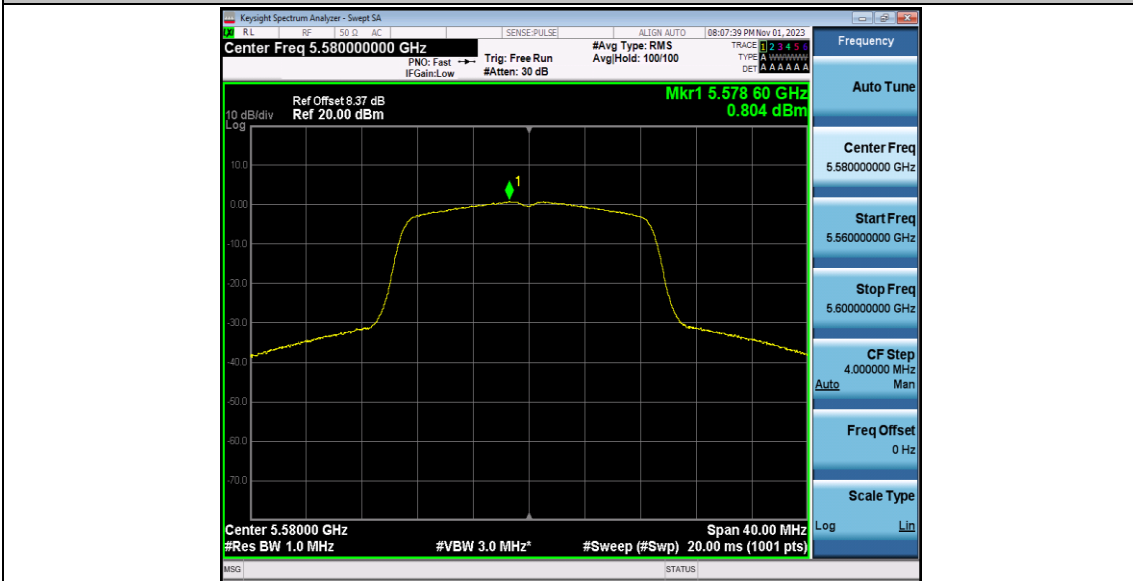
11N20SISO_Ant2_5320



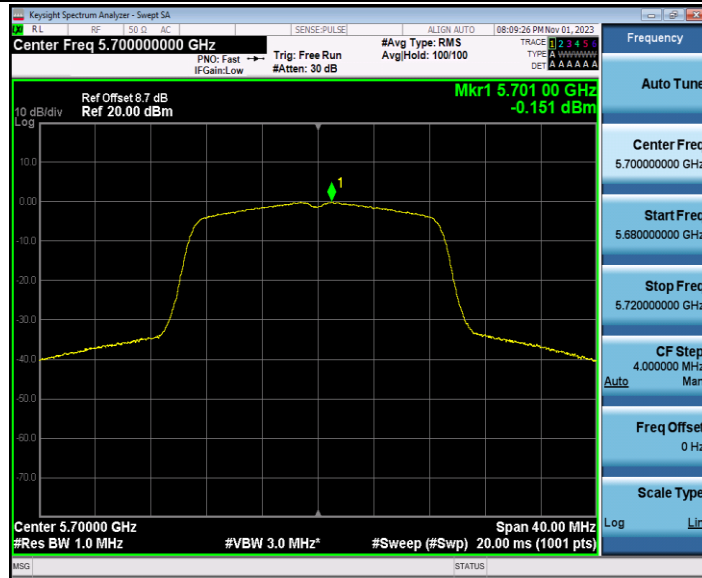
11N20SISO_Ant2_5500



11N20SISO_Ant2_5580



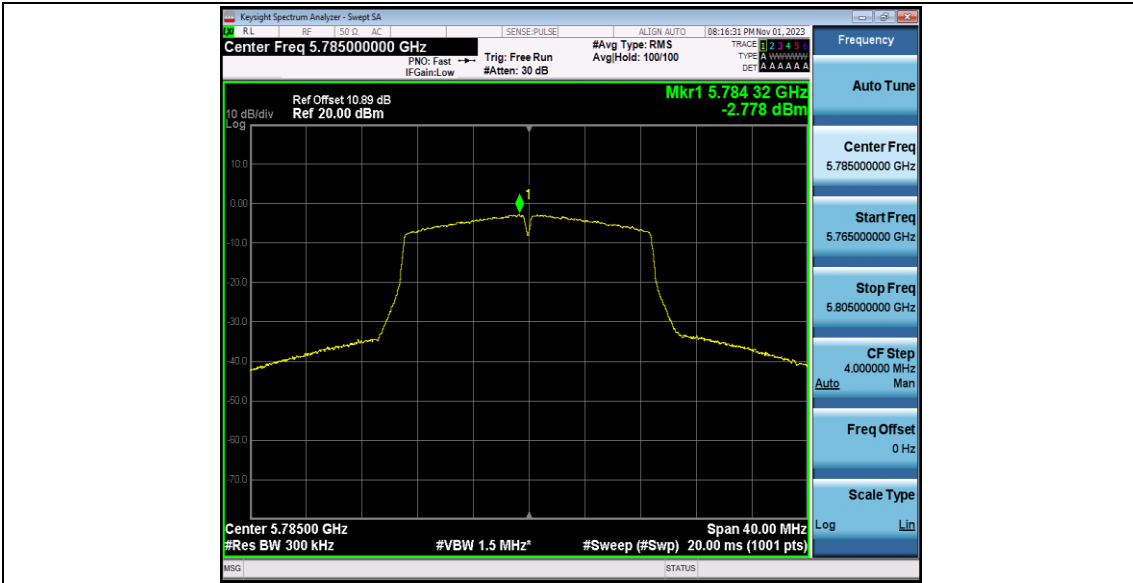
11N20SISO_Ant2_5700



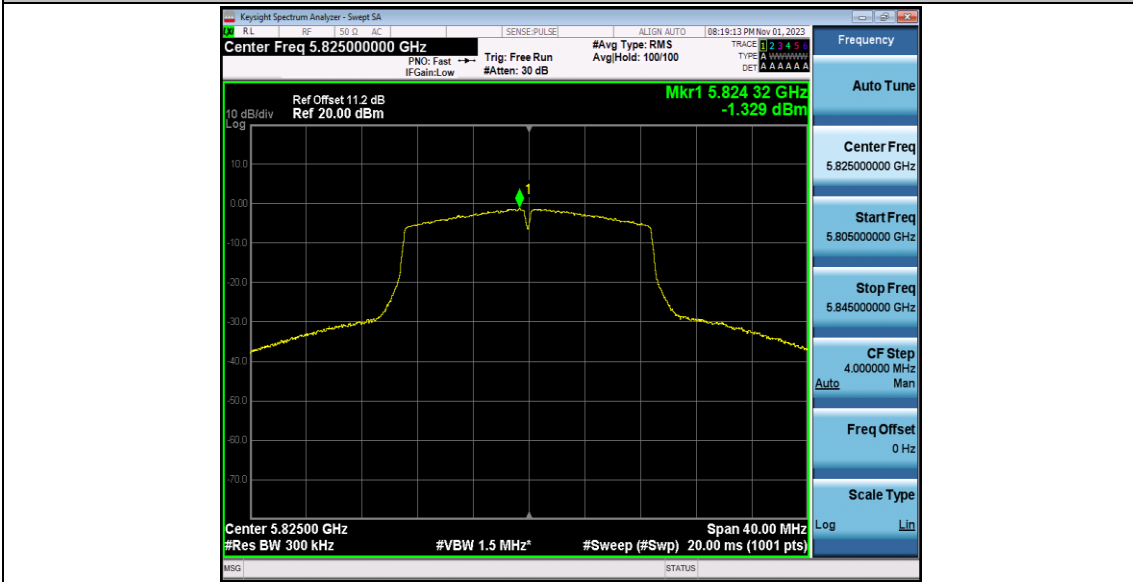
11N20SISO_Ant2_5745



11N20SISO_Ant2_5785



11N20SISO_Ant2_5825



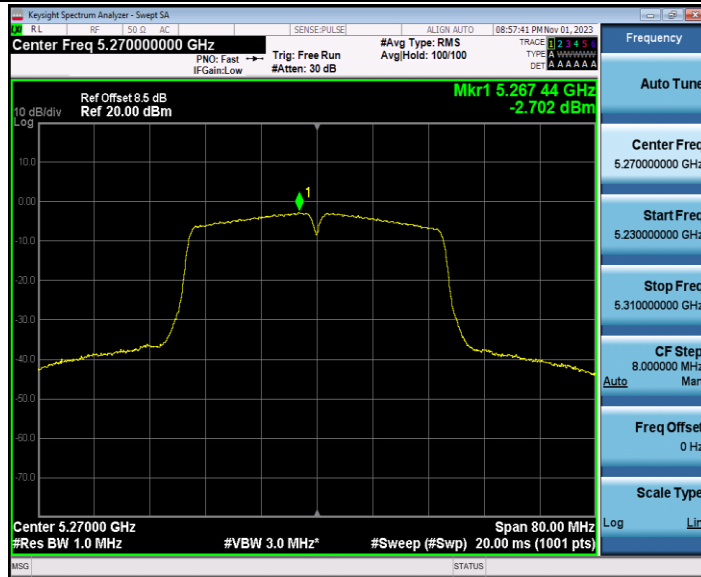
11N40SISO_Ant2_5190



11N40SISO_Ant2_5230



11N40SISO_Ant2_5270



11N40SISO_Ant2_5310



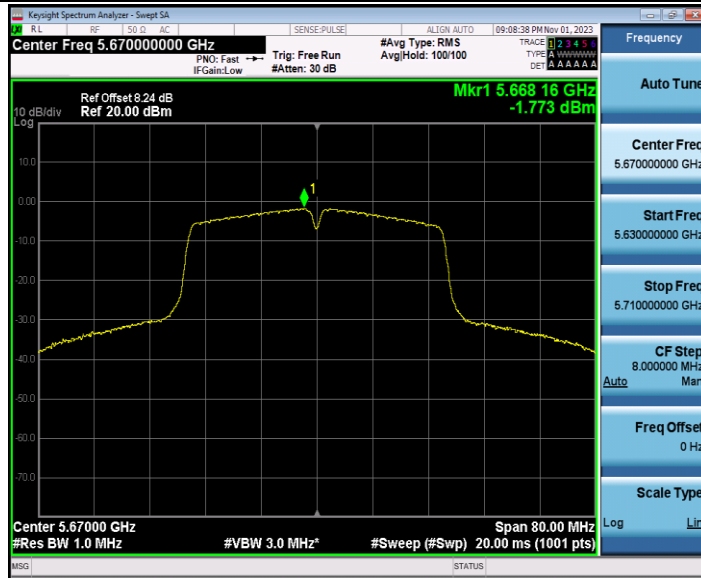
11N40SISO_Ant2_5510



11N40SISO_Ant2_5550



11N40SISO_Ant2_5670



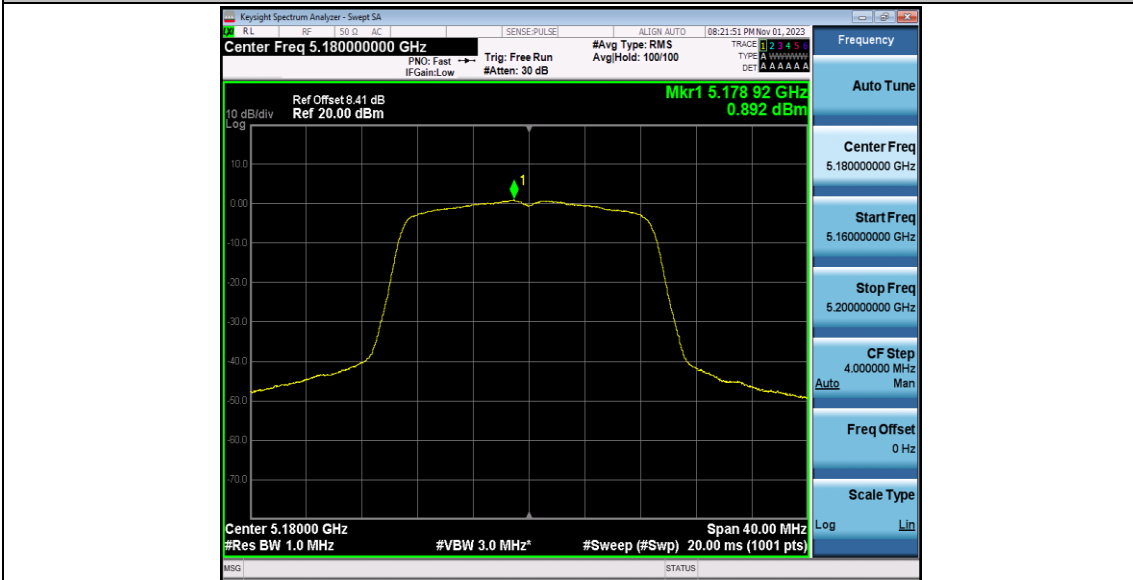
11N40SISO_Ant2_5755



11N40SISO_Ant2_5795



11AC20SISO_Ant2_5180



11AC20SISO_Ant2_5220



11AC20SISO_Ant2_5240



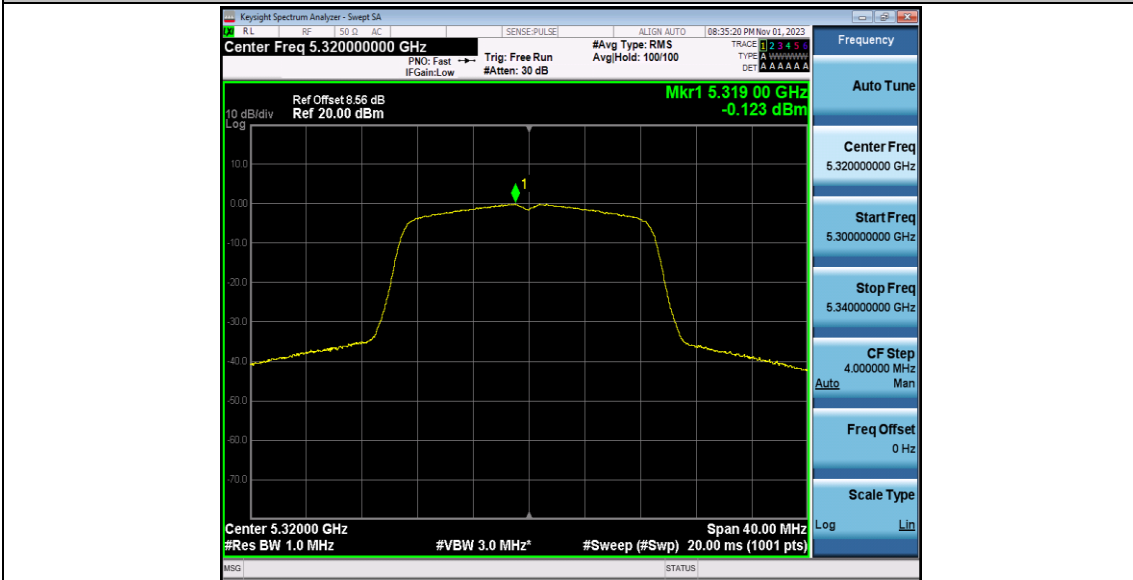
11AC20SISO_Ant2_5260



11AC20SISO_Ant2_5300



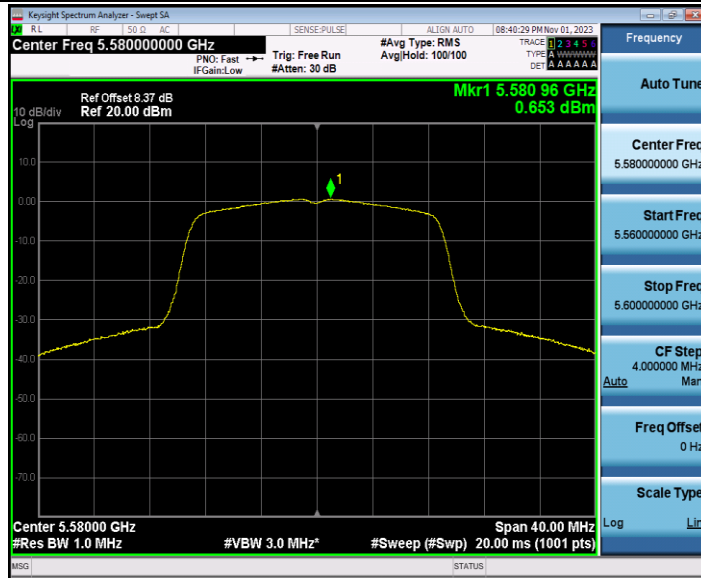
11AC20SISO_Ant2_5320



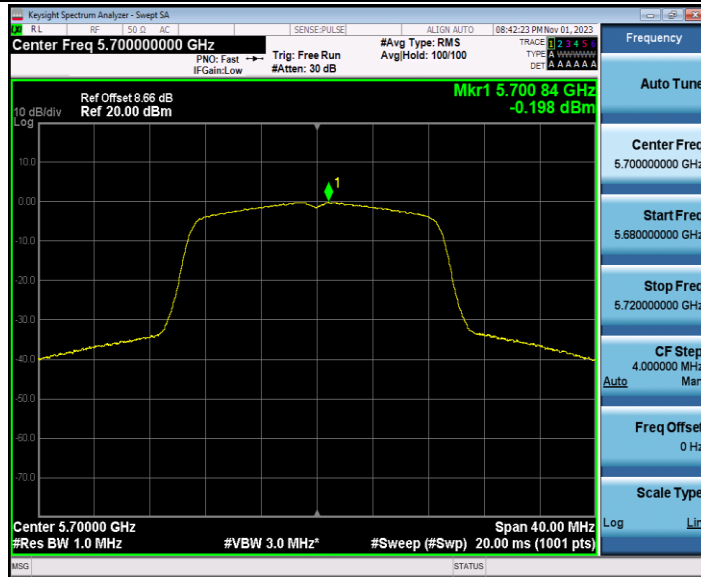
11AC20SISO_Ant2_5500



11AC20SISO_Ant2_5580



11AC20SISO_Ant2_5700



11AC20SISO_Ant2_5745



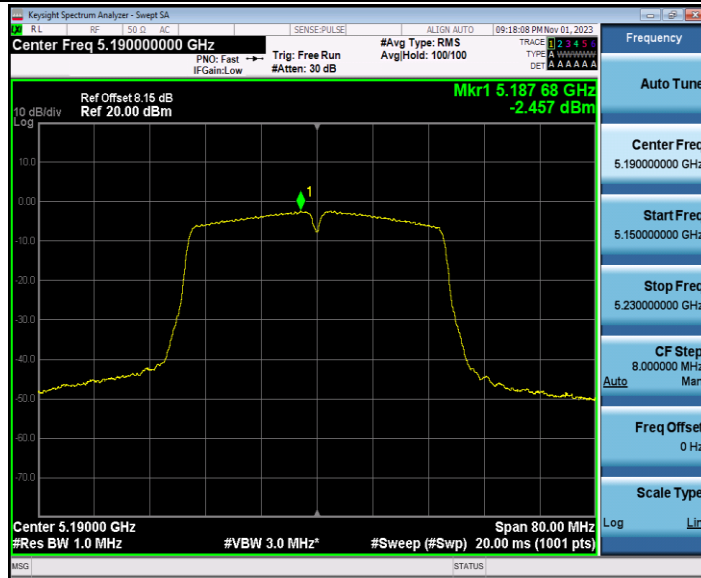
11AC20SISO_Ant2_5785



11AC20SISO_Ant2_5825



11AC40SISO_Ant2_5190



11AC40SISO_Ant2_5230



11AC40SISO_Ant2_5270



11AC40SISO_Ant2_5310



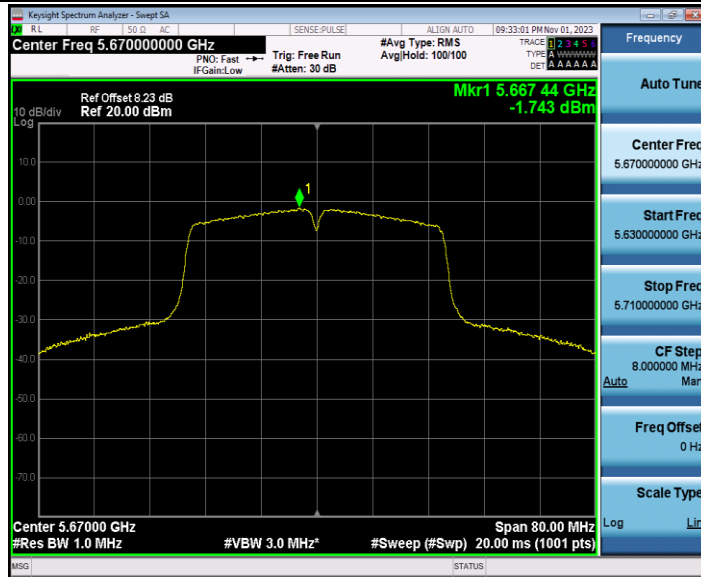
11AC40SISO_Ant2_5510



11AC40SISO_Ant2_5550



11AC40SISO_Ant2_5670



11AC40SISO_Ant2_5755