



## Appendix E

### RF Test Data for 5.8GWIFI(Conducted Measurement)

Product Name: Tablet PC

Trade Mark: COIN, TOUCH+

Test Model: 1200AS

#### Environmental Conditions

Temperature:	24.2℃
Relative Humidity:	51.2%
ATM Pressure:	100.0 kPa
Test Engineer:	Simba Huang
Supervised by:	Seal Chen



# Contents

	Page
<b>COVER PAGE</b>	
1 Duty Cycle .....	3
1.1 Test Result.....	3
1.2 Test Graphs.....	4
2 Maximum Conducted Output Power .....	11
2.1 Test Result.....	11
3 -6dB Bandwidth .....	12
3.1 Test Result.....	12
3.2 Test Graphs.....	13
4 Occupied Channel Bandwidth .....	20
4.1 Test Result.....	20
4.2 Test Graphs.....	21
5 Maximum Power Spectral Density Level .....	28
5.1 Test Result.....	28
5.2 Test Graphs.....	29
6 Frequency Stability .....	36
6.1 Test Result.....	36
7 Conducted RF Spurious Emission.....	40
7.1 Test Result.....	40
7.2 Test Graphs.....	41



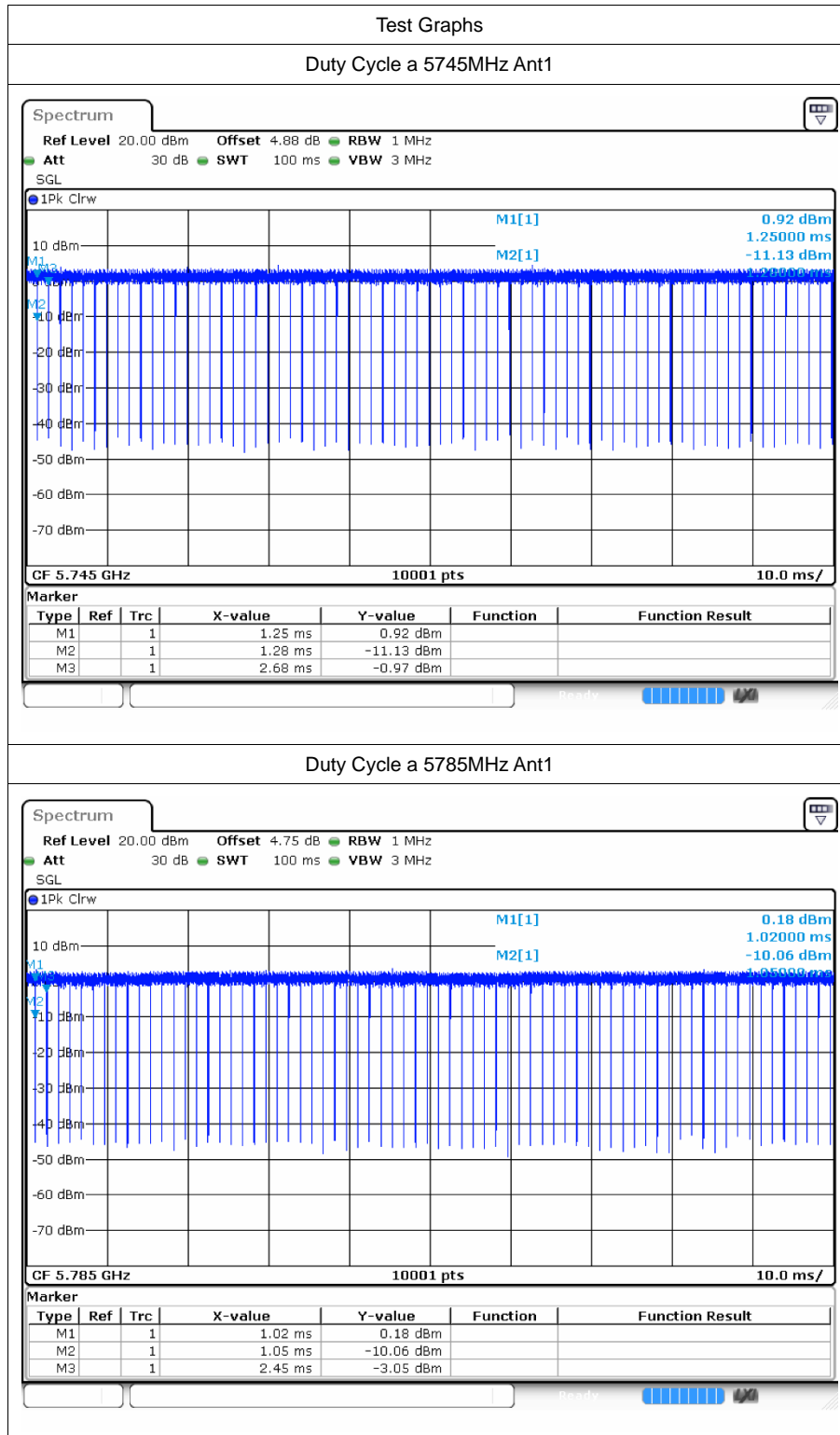
# 1 Duty Cycle

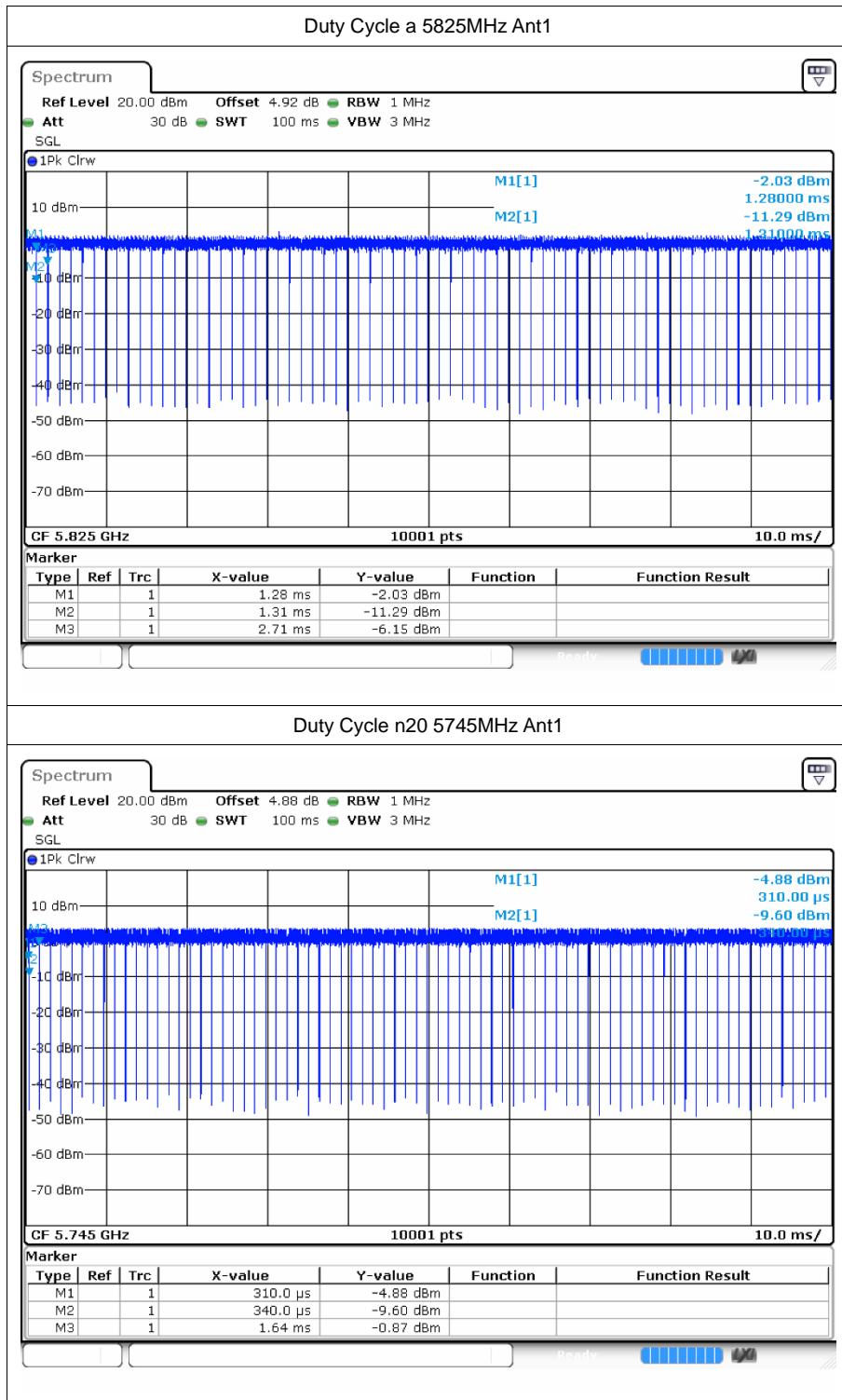
## 1.1 Test Result

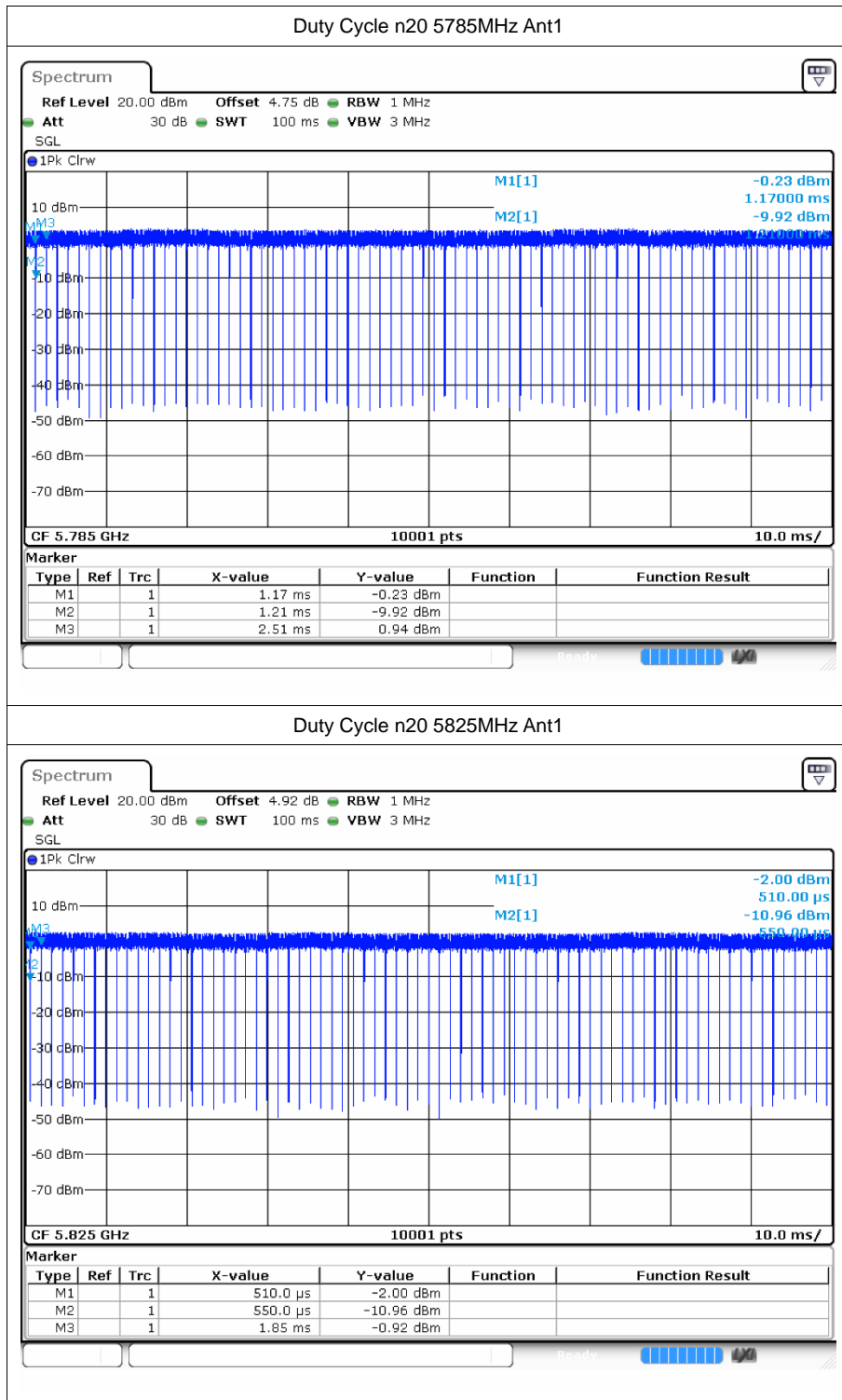
Mode	Frequency (MHz)	Antenna	Duty Cycle (%)	Correction Factor (dB)	1/T (kHz)
a	5745	Ant1	98.23	0.08	0.71
a	5785	Ant1	98.24	0.08	0.71
a	5825	Ant1	98.21	0.08	0.71
n20	5745	Ant1	98.09	0.08	0.77
n20	5785	Ant1	98.12	0.08	0.77
n20	5825	Ant1	98.08	0.08	0.77
n40	5755	Ant1	96.32	0.16	1.54
n40	5795	Ant1	96.33	0.16	1.54
ac20	5745	Ant1	98.12	0.08	0.76
ac20	5785	Ant1	98.1	0.08	0.76
ac20	5825	Ant1	98.11	0.08	0.76
ac40	5755	Ant1	96.32	0.16	1.54
ac40	5795	Ant1	96.31	0.16	1.54
ac80	5775	Ant1	90.71	0.42	3.12

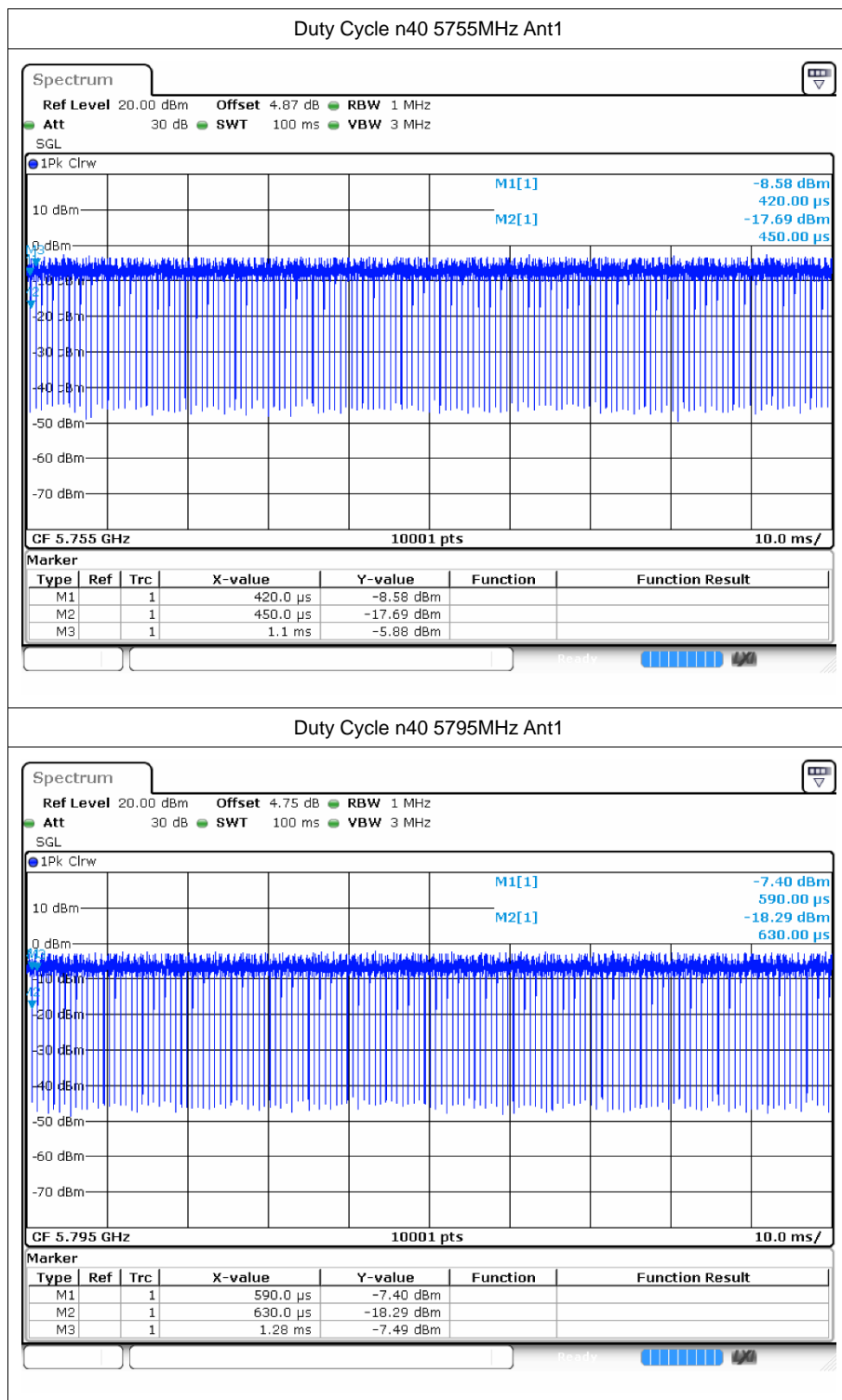


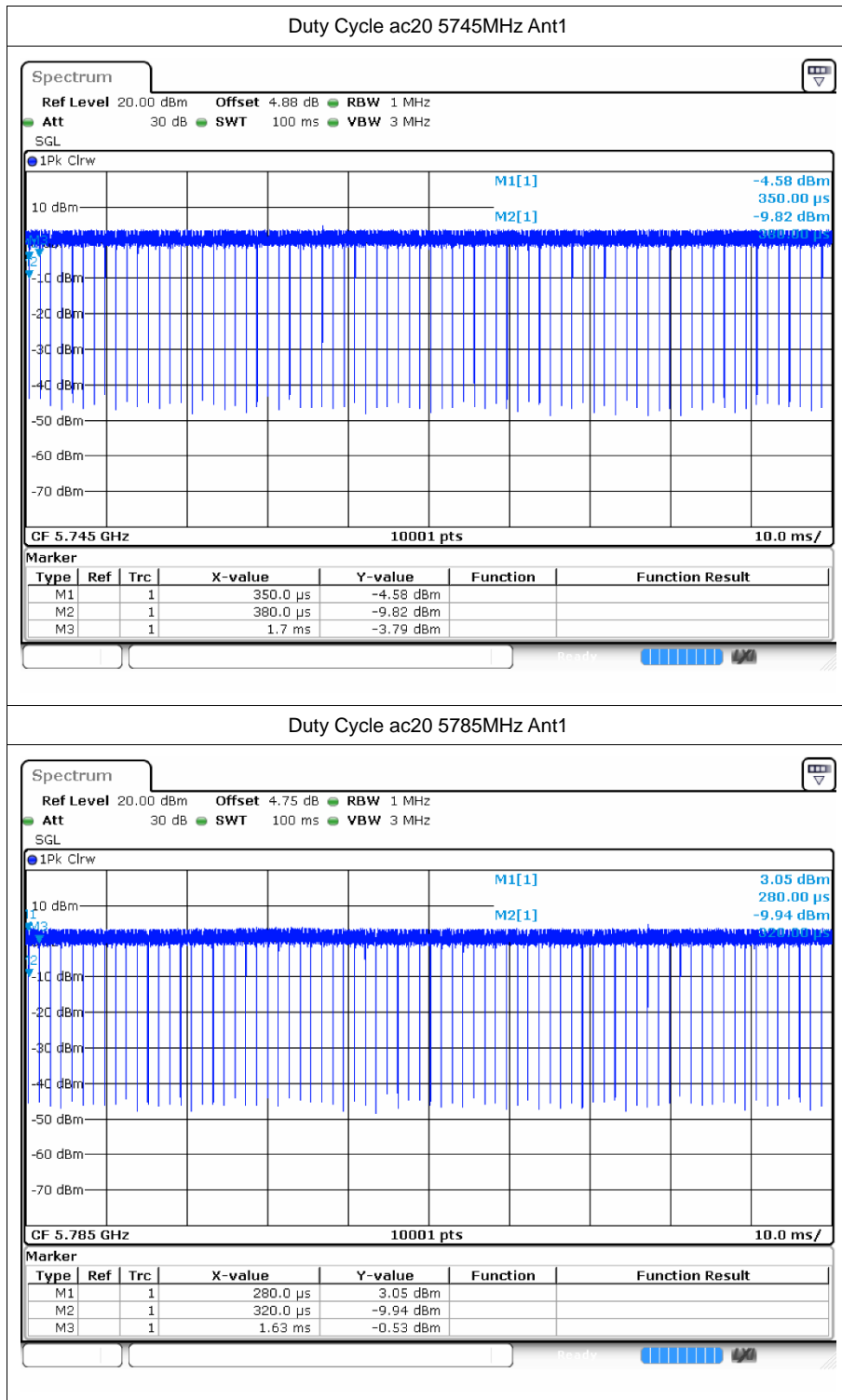
## 1.2 Test Graphs



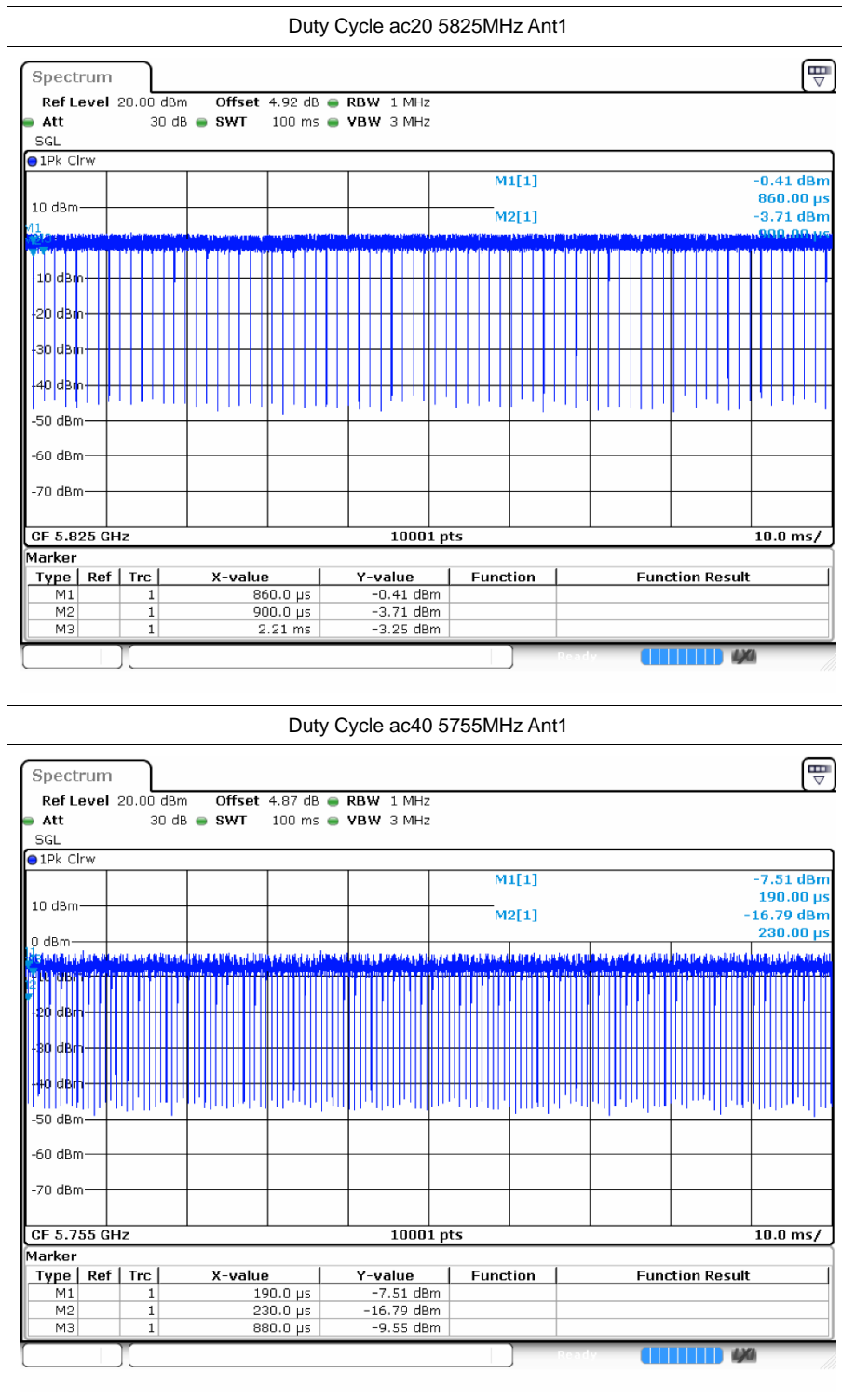


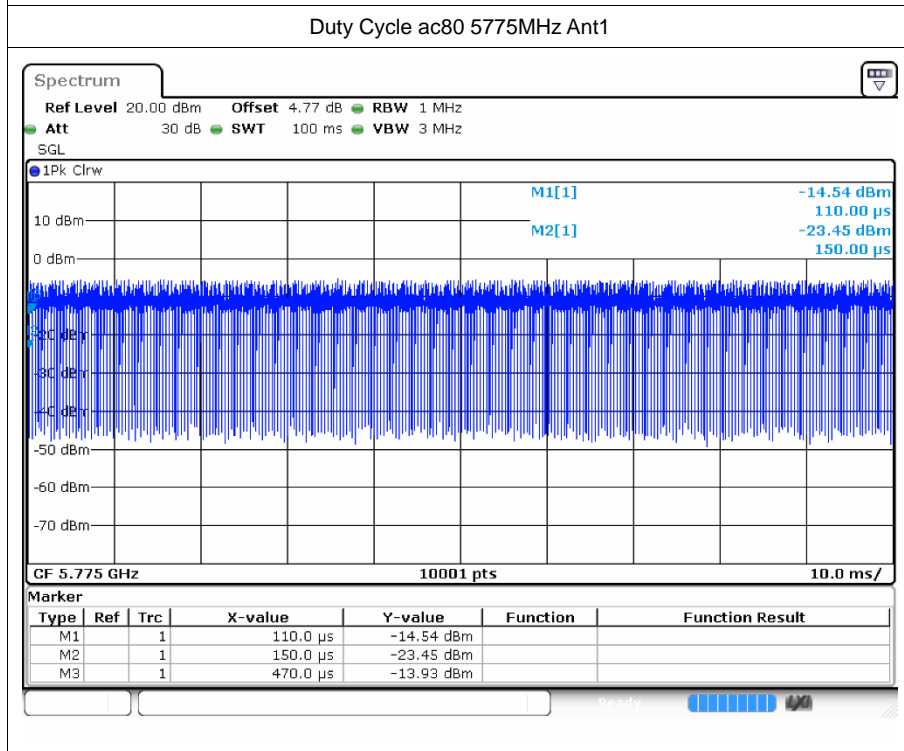
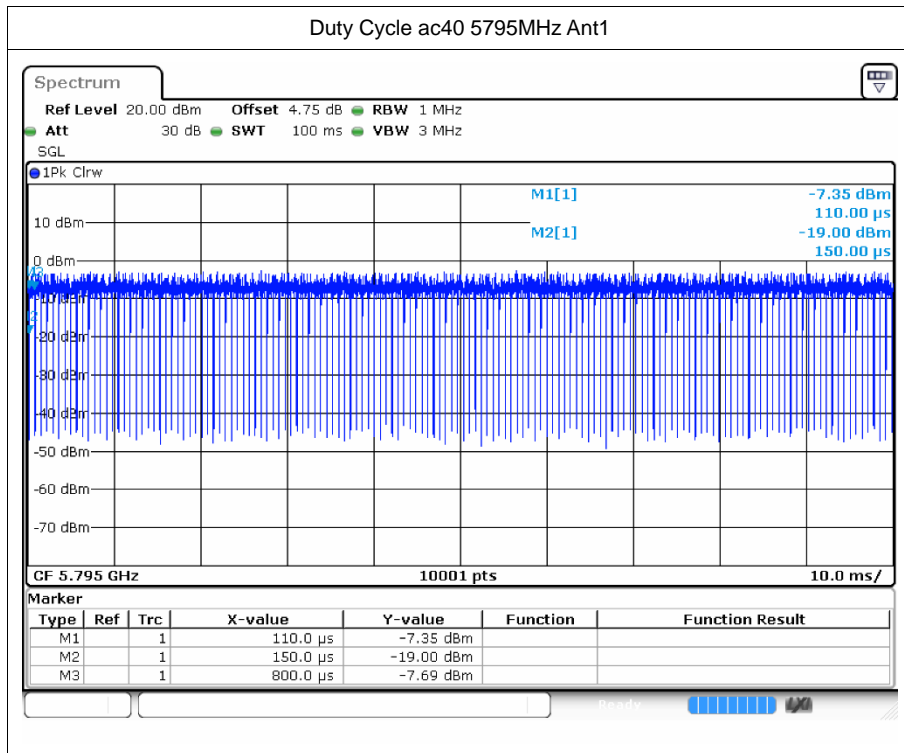














## 2 Maximum Conducted Output Power

### 2.1 Test Result

Mode	Frequency (MHz)	Antenna	Conducted Power (dBm)	Correction Factor (dB)	Total Power (dBm)	Limit (dBm)	Verdict
a	5745	Ant1	10.59	0.08	10.67	30	Pass
a	5785	Ant1	10.43	0.08	10.51	30	Pass
a	5825	Ant1	9.14	0.08	9.22	30	Pass
n20	5745	Ant1	10.51	0.08	10.59	30	Pass
n20	5785	Ant1	10.61	0.08	10.69	30	Pass
n20	5825	Ant1	9.34	0.08	9.42	30	Pass
n40	5755	Ant1	8.54	0.16	8.7	30	Pass
n40	5795	Ant1	9.28	0.16	9.44	30	Pass
ac20	5745	Ant1	10.57	0.08	10.65	30	Pass
ac20	5785	Ant1	10.66	0.08	10.74	30	Pass
ac20	5825	Ant1	9.4	0.08	9.48	30	Pass
ac40	5755	Ant1	8.56	0.16	8.72	30	Pass
ac40	5795	Ant1	9.41	0.16	9.57	30	Pass
ac80	5775	Ant1	8.33	0.42	8.75	30	Pass

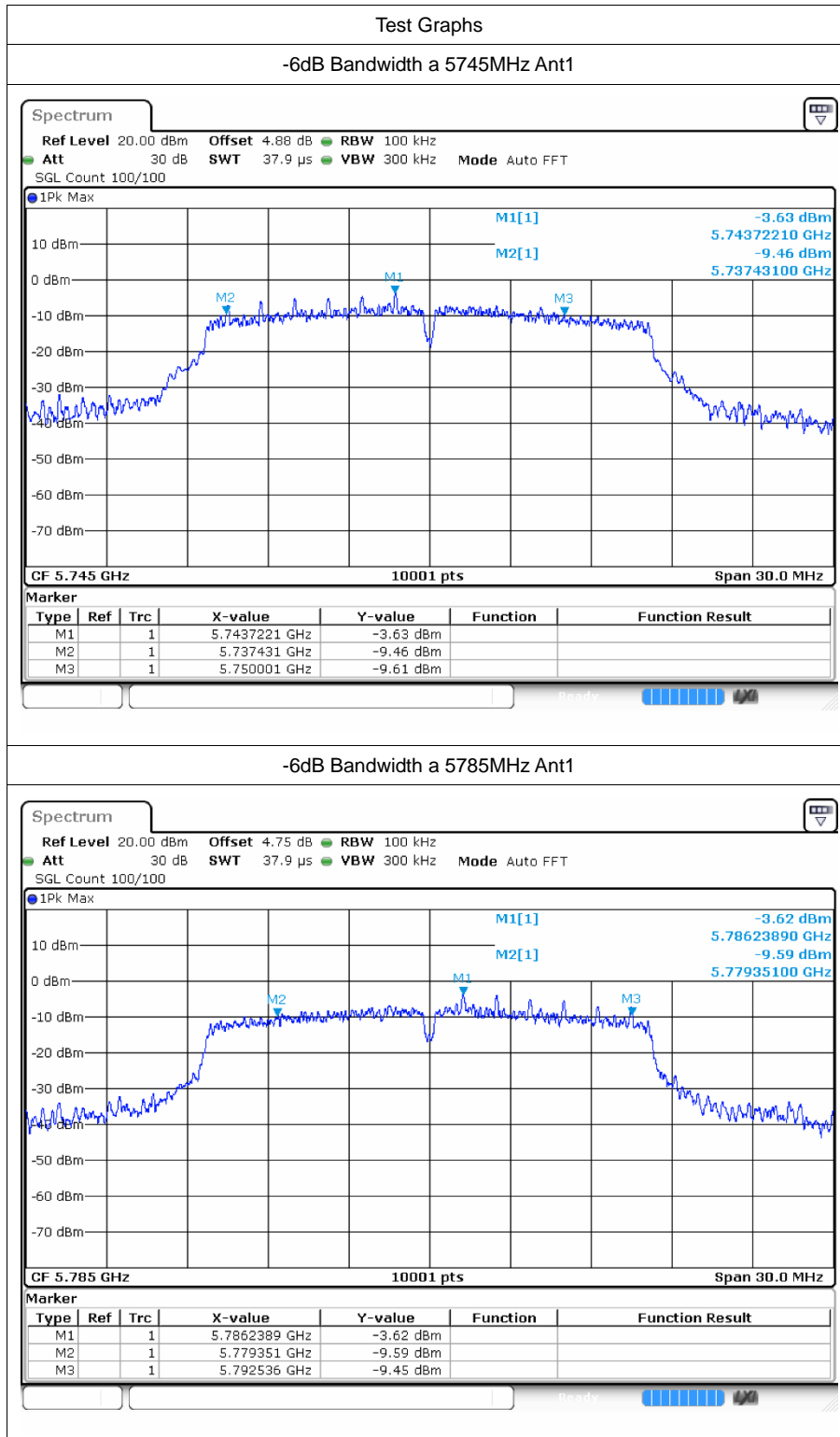


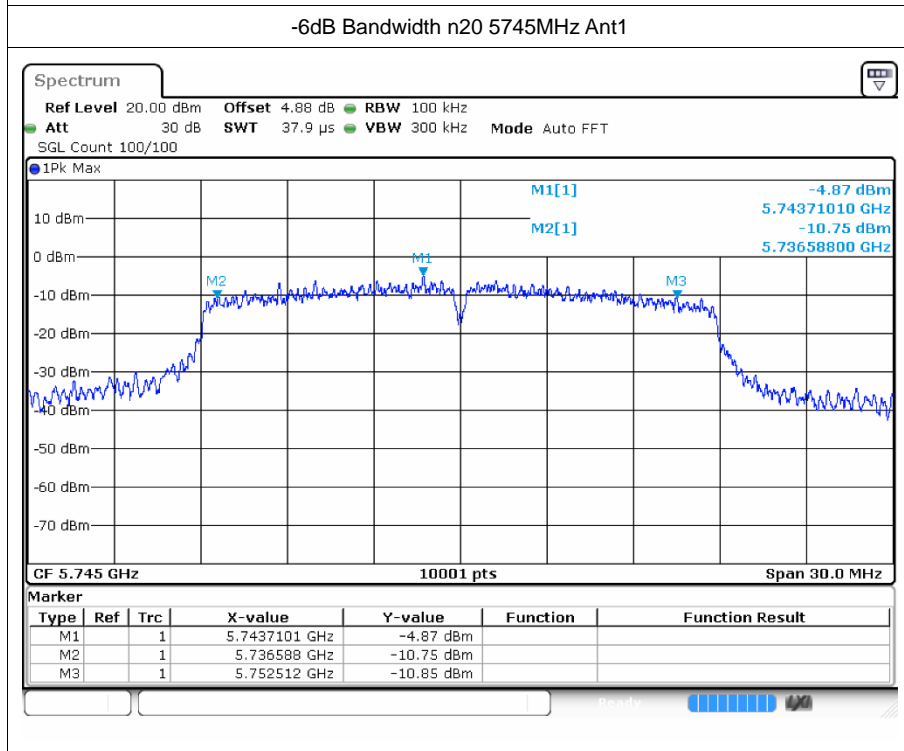
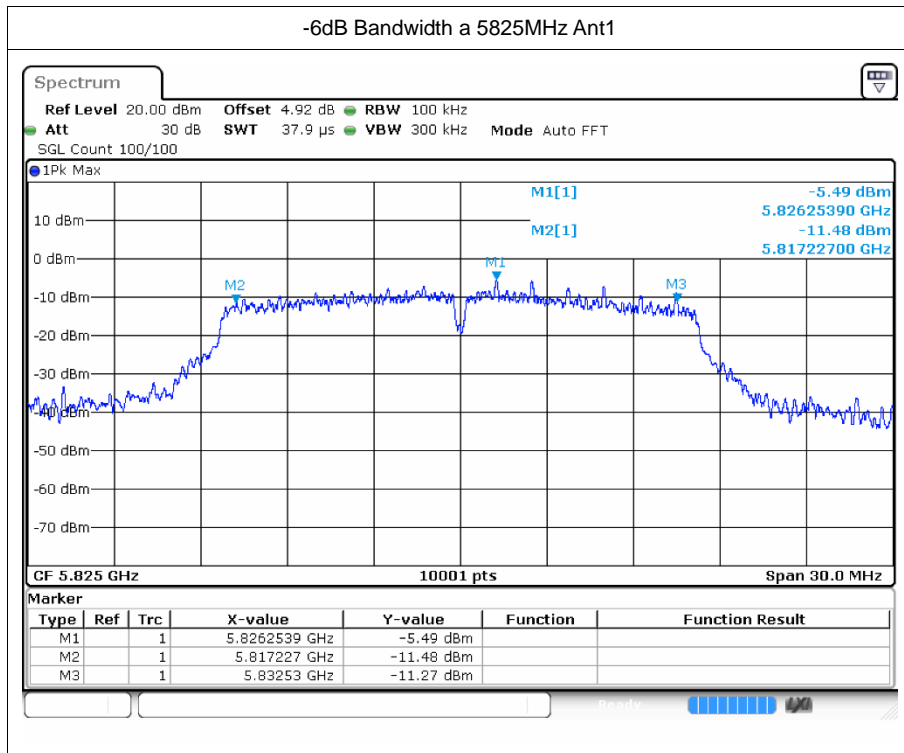
### 3 -6dB Bandwidth

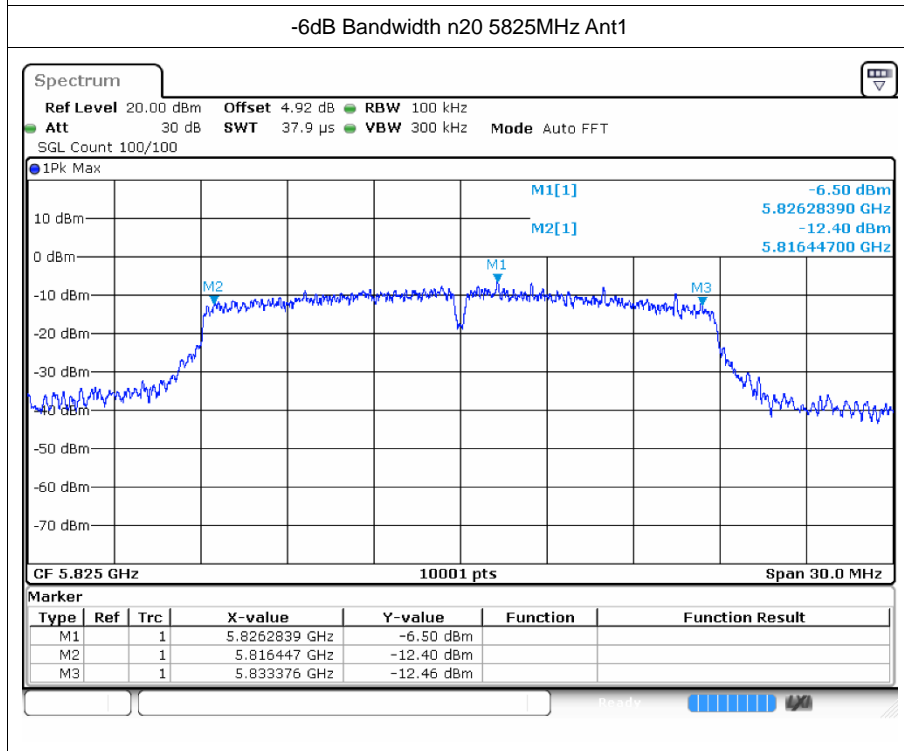
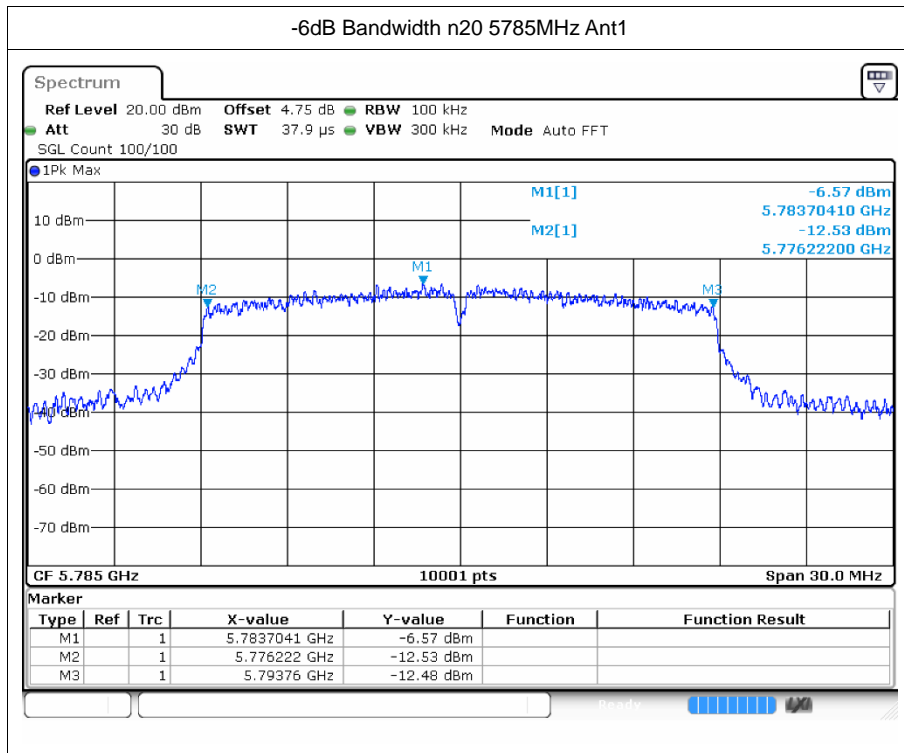
#### 3.1 Test Result

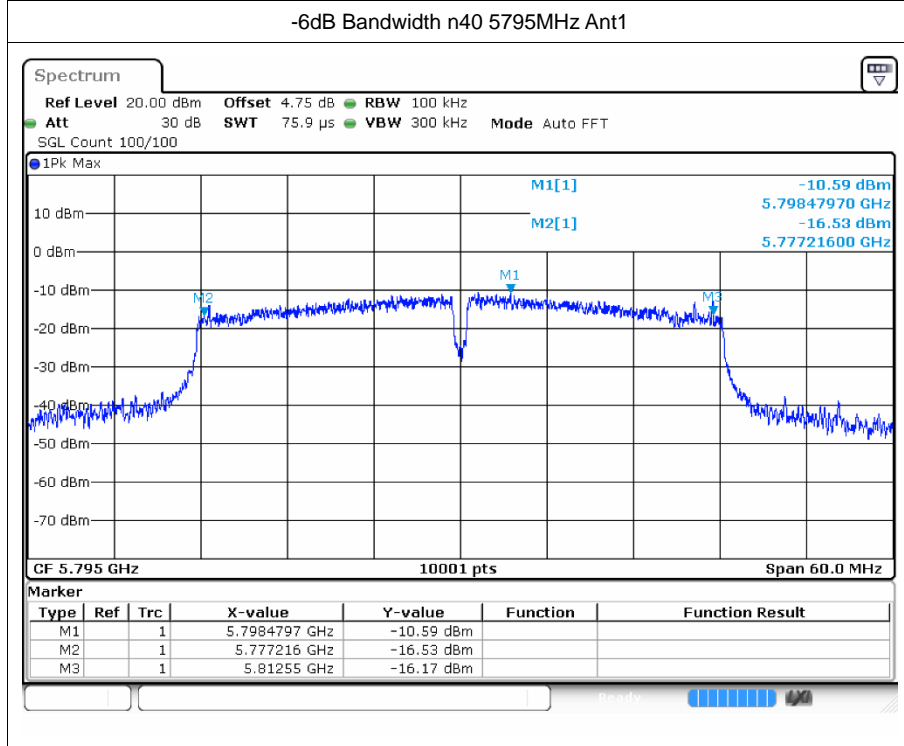
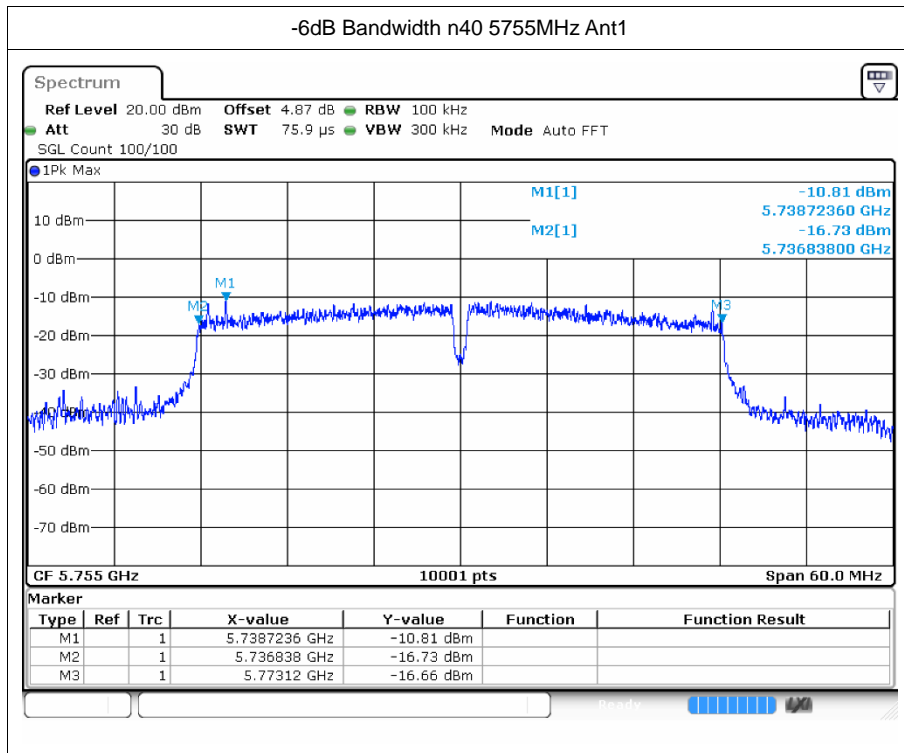
Mode	Frequency (MHz)	Antenna	-6 dB Bandwidth (MHz)	Limit -6 dB Bandwidth (MHz)	Verdict
a	5745	Ant1	12.57	0.5	Pass
a	5785	Ant1	13.185	0.5	Pass
a	5825	Ant1	15.303	0.5	Pass
n20	5745	Ant1	15.924	0.5	Pass
n20	5785	Ant1	17.538	0.5	Pass
n20	5825	Ant1	16.929	0.5	Pass
n40	5755	Ant1	36.282	0.5	Pass
n40	5795	Ant1	35.334	0.5	Pass
ac20	5745	Ant1	17.178	0.5	Pass
ac20	5785	Ant1	17.307	0.5	Pass
ac20	5825	Ant1	12.945	0.5	Pass
ac40	5755	Ant1	32.568	0.5	Pass
ac40	5795	Ant1	35.088	0.5	Pass
ac80	5775	Ant1	75.072	0.5	Pass

### 3.2 Test Graphs

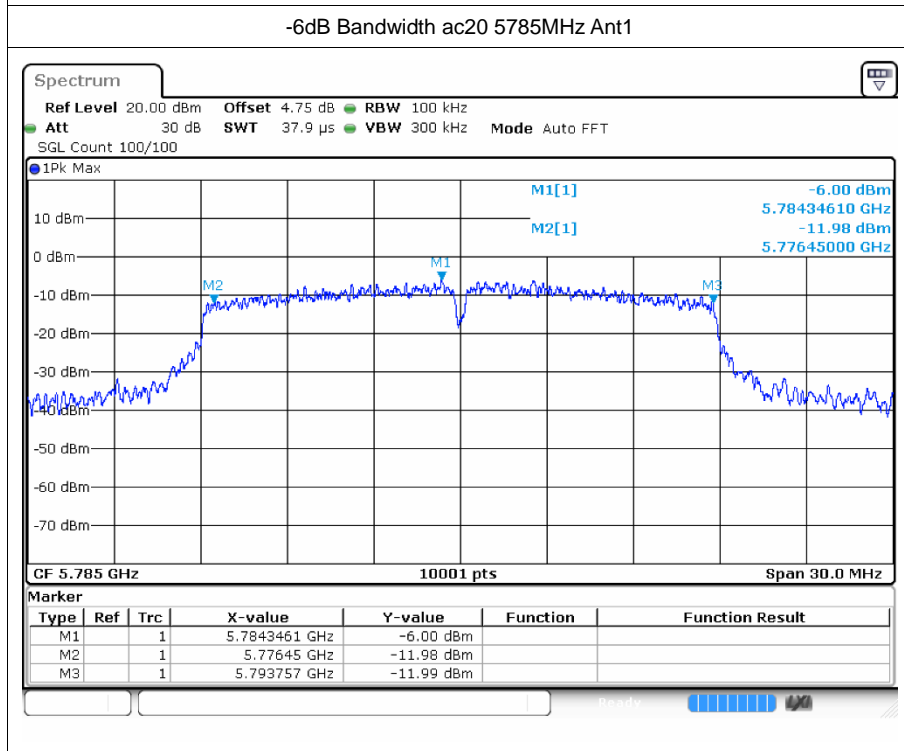
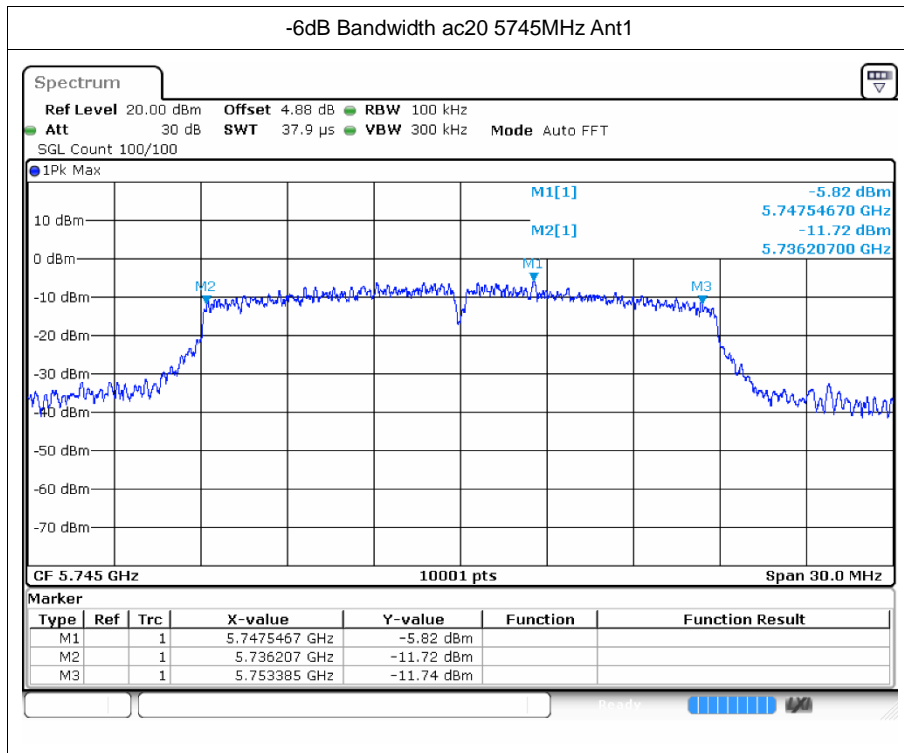


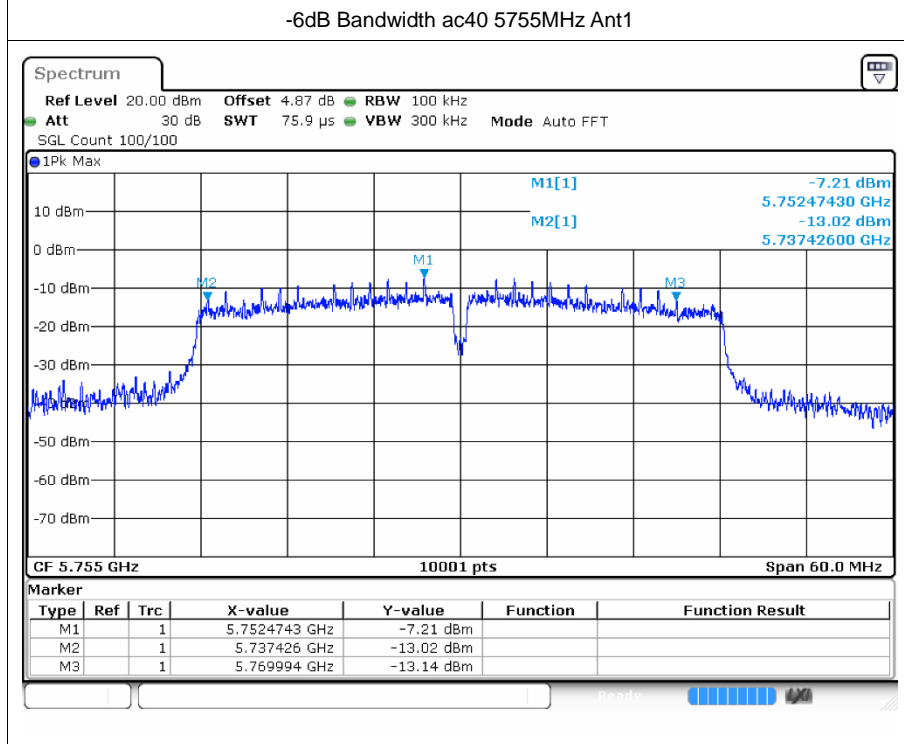
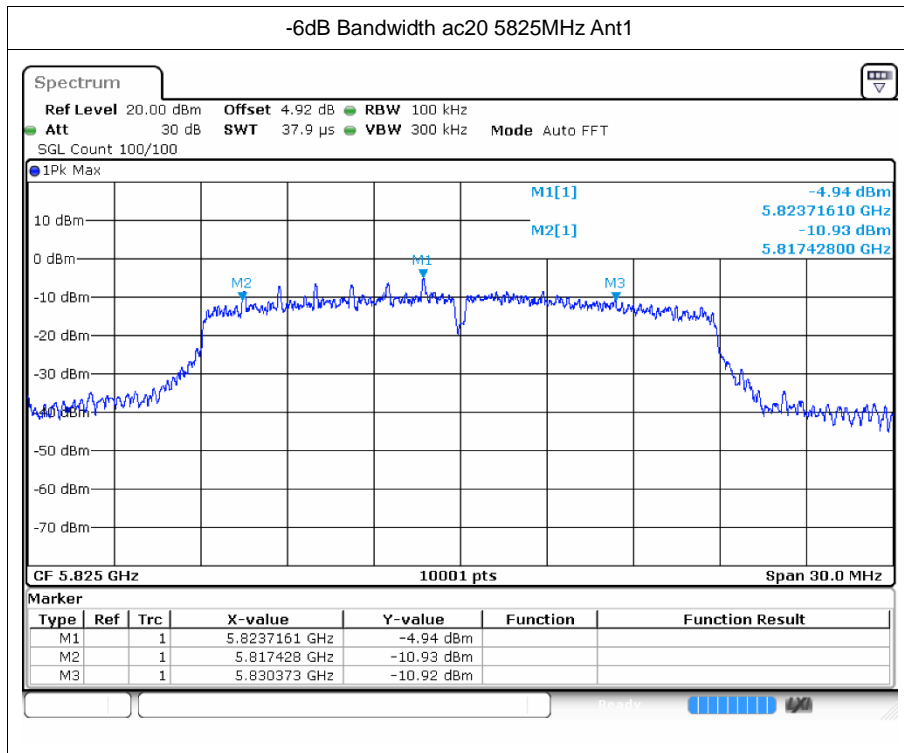


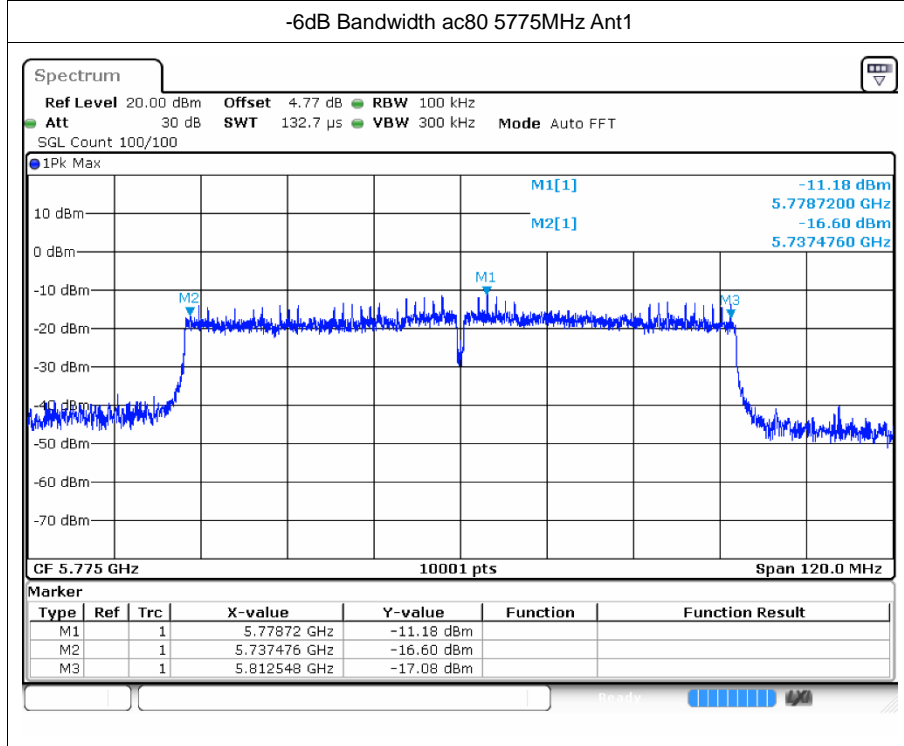
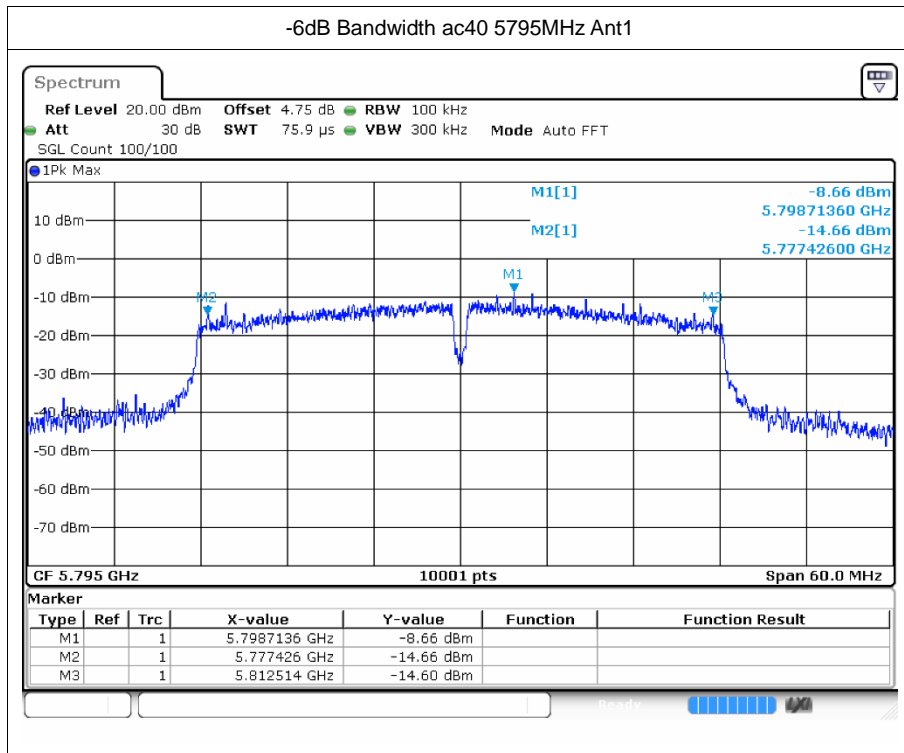












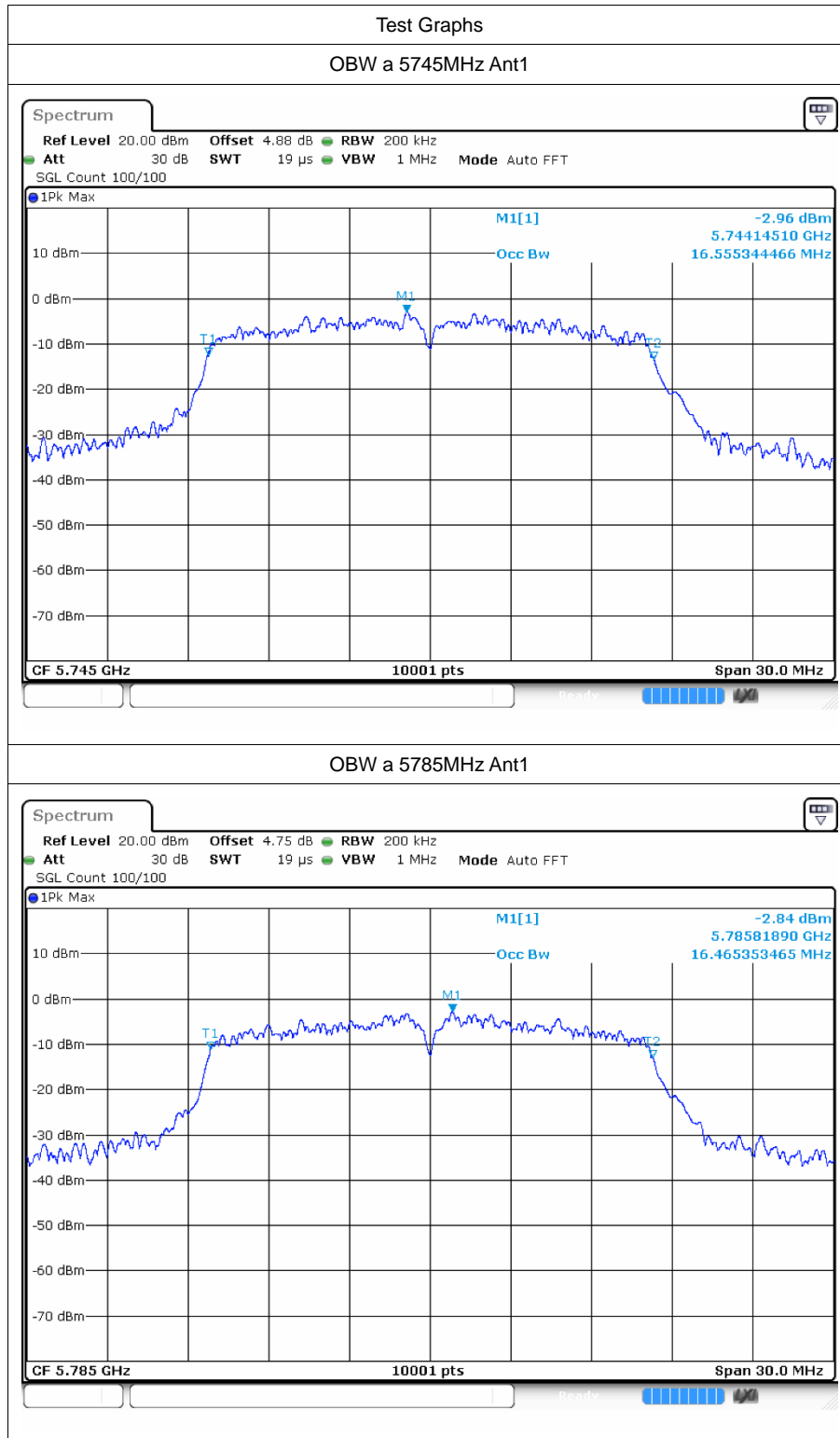


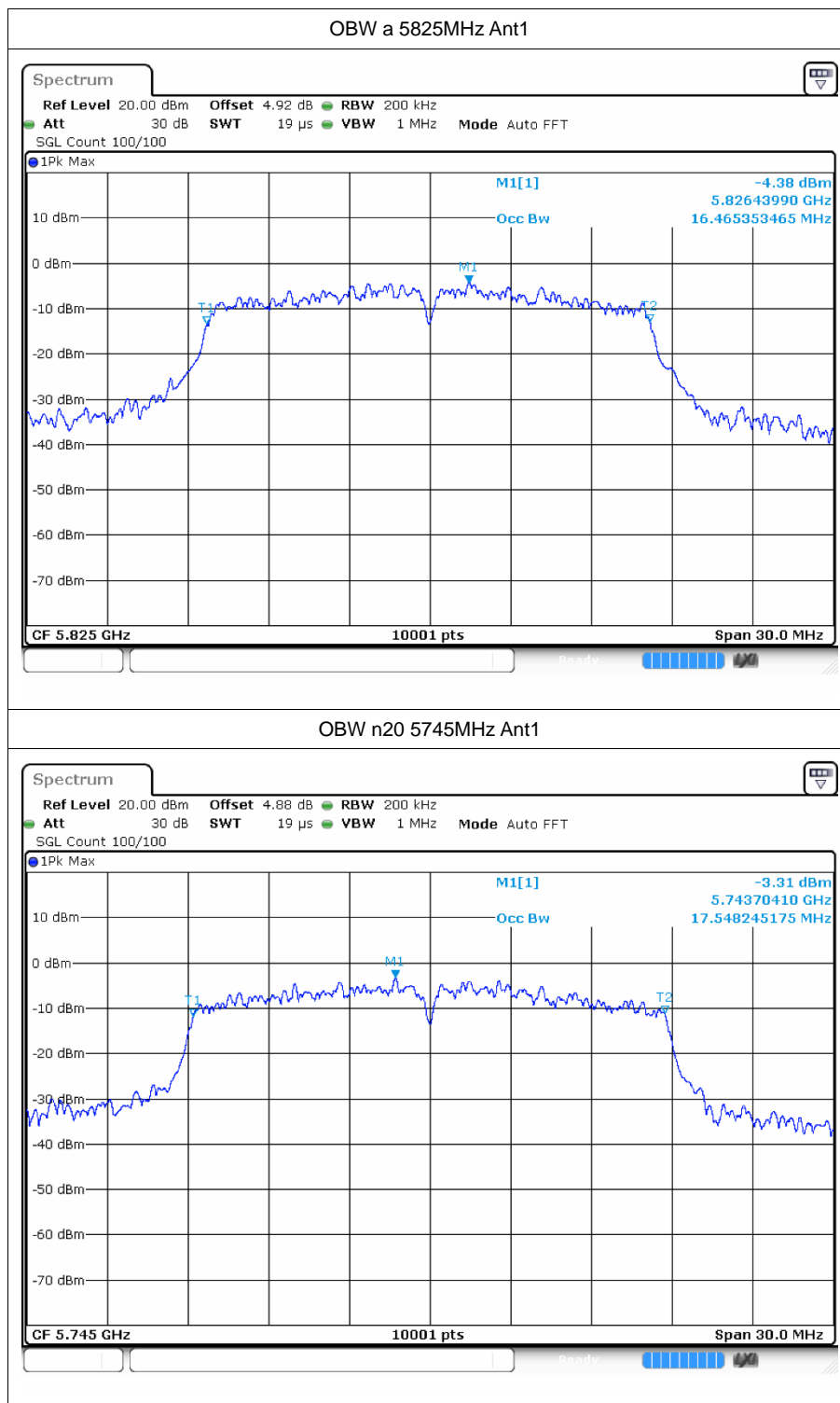
## 4 Occupied Channel Bandwidth

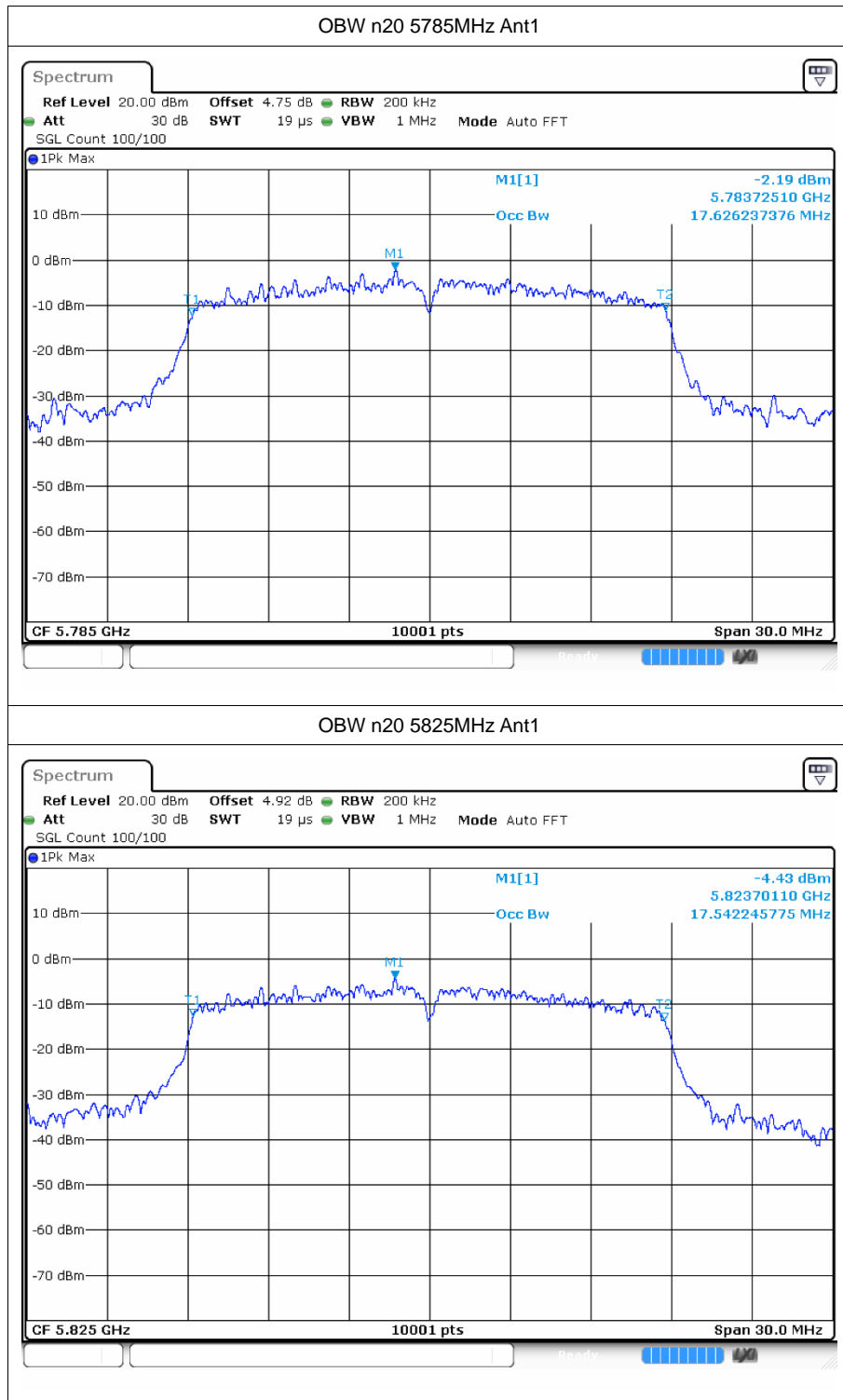
### 4.1 Test Result

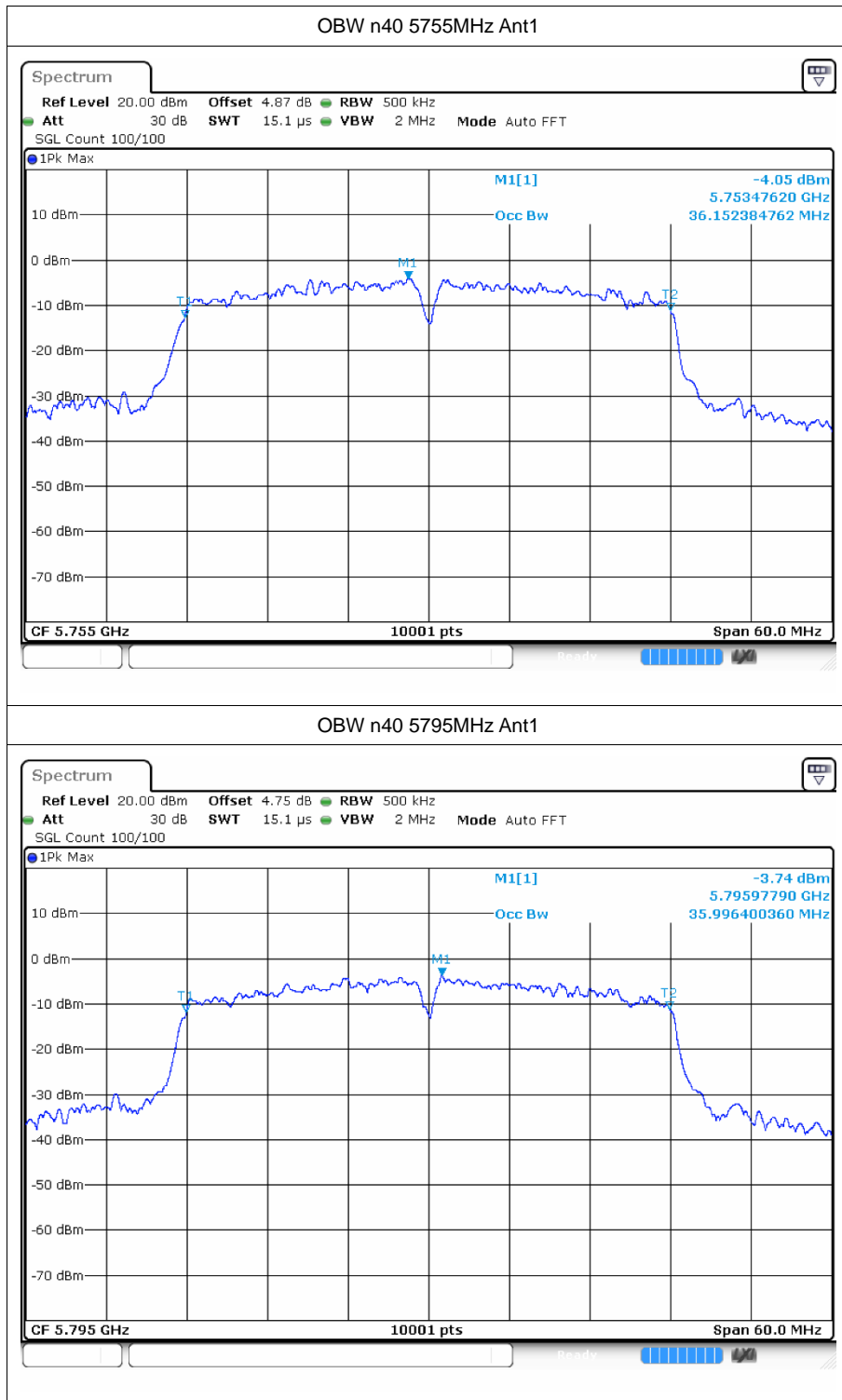
Mode	Frequency (MHz)	Antenna	99% OBW (MHz)
a	5745	Ant1	16.555
a	5785	Ant1	16.465
a	5825	Ant1	16.465
n20	5745	Ant1	17.548
n20	5785	Ant1	17.626
n20	5825	Ant1	17.542
n40	5755	Ant1	36.152
n40	5795	Ant1	35.996
ac20	5745	Ant1	17.611
ac20	5785	Ant1	17.563
ac20	5825	Ant1	17.572
ac40	5755	Ant1	36.236
ac40	5795	Ant1	35.792
ac80	5775	Ant1	75.964

## 4.2 Test Graphs

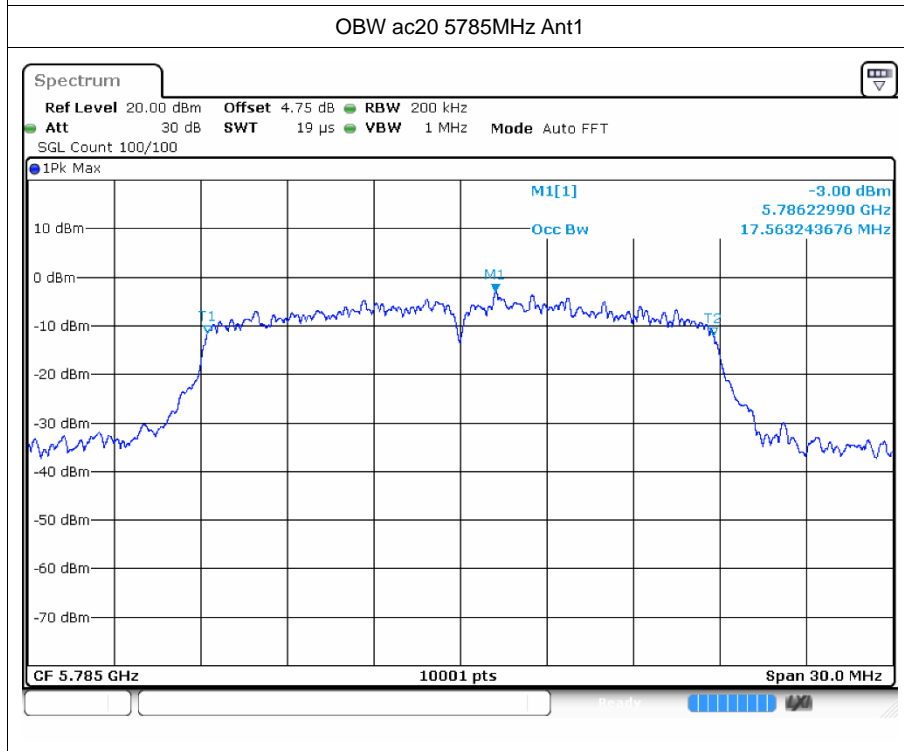
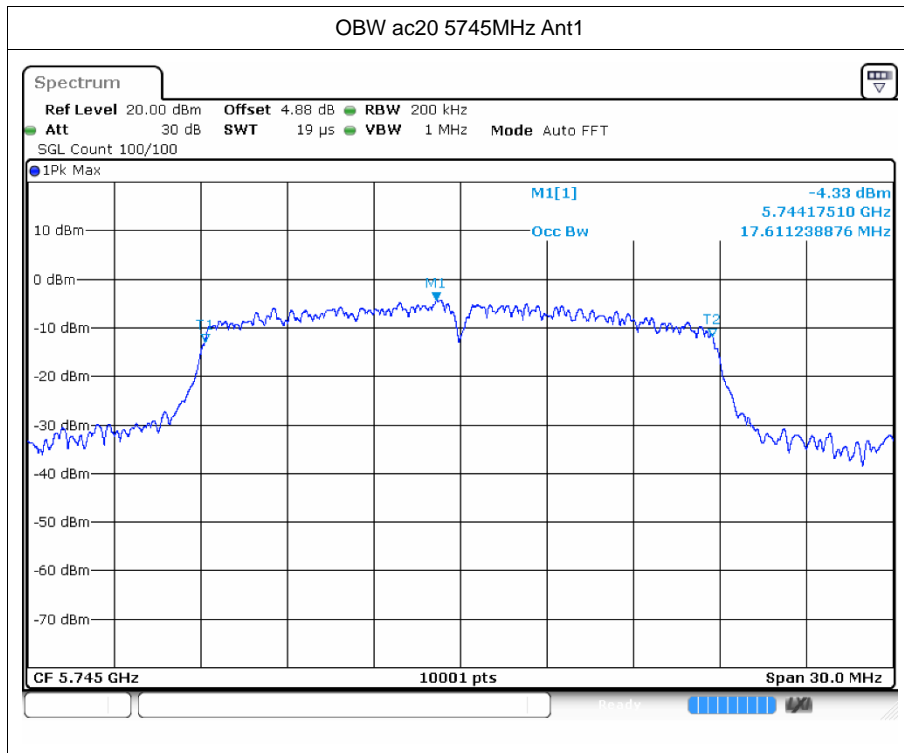


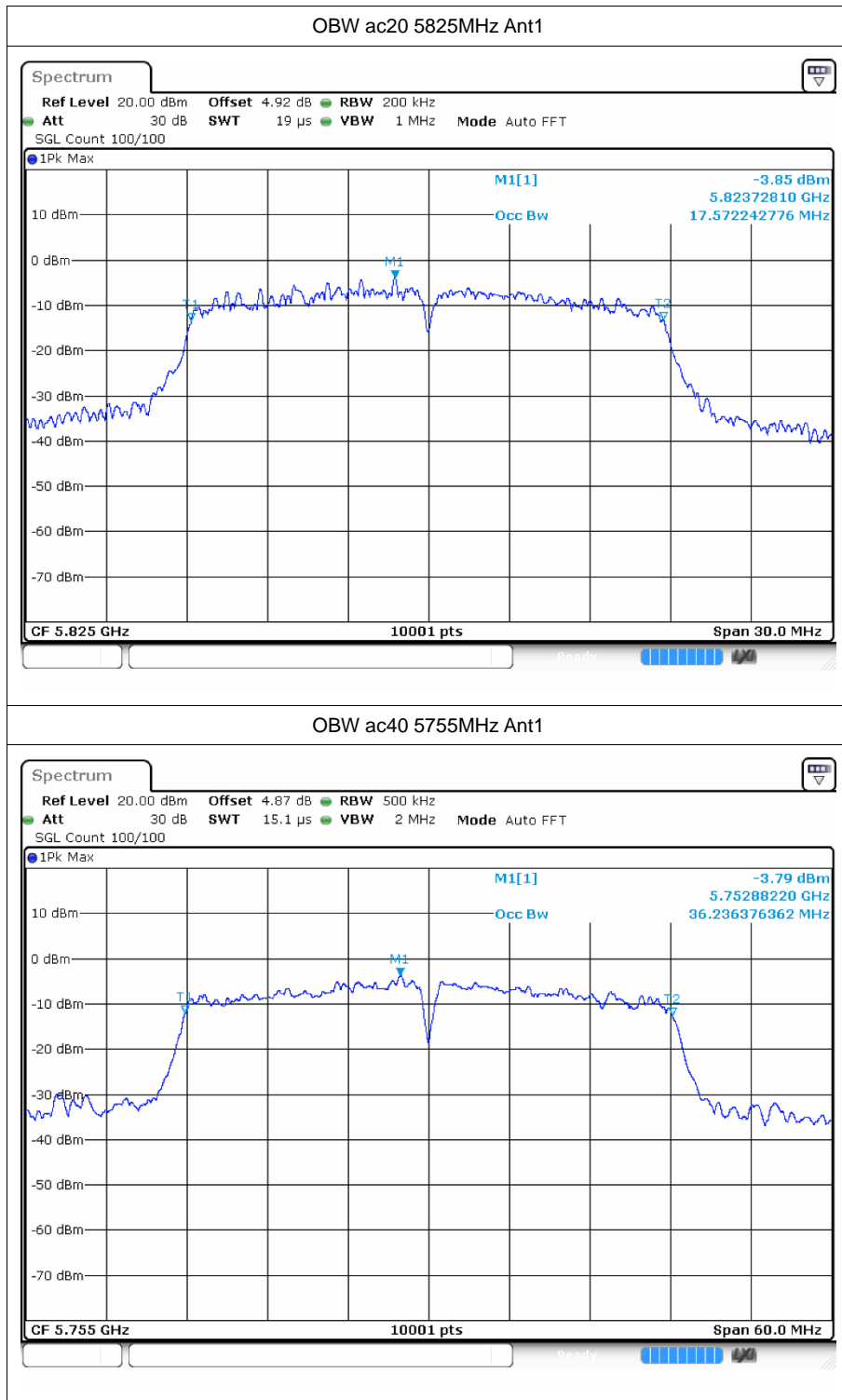


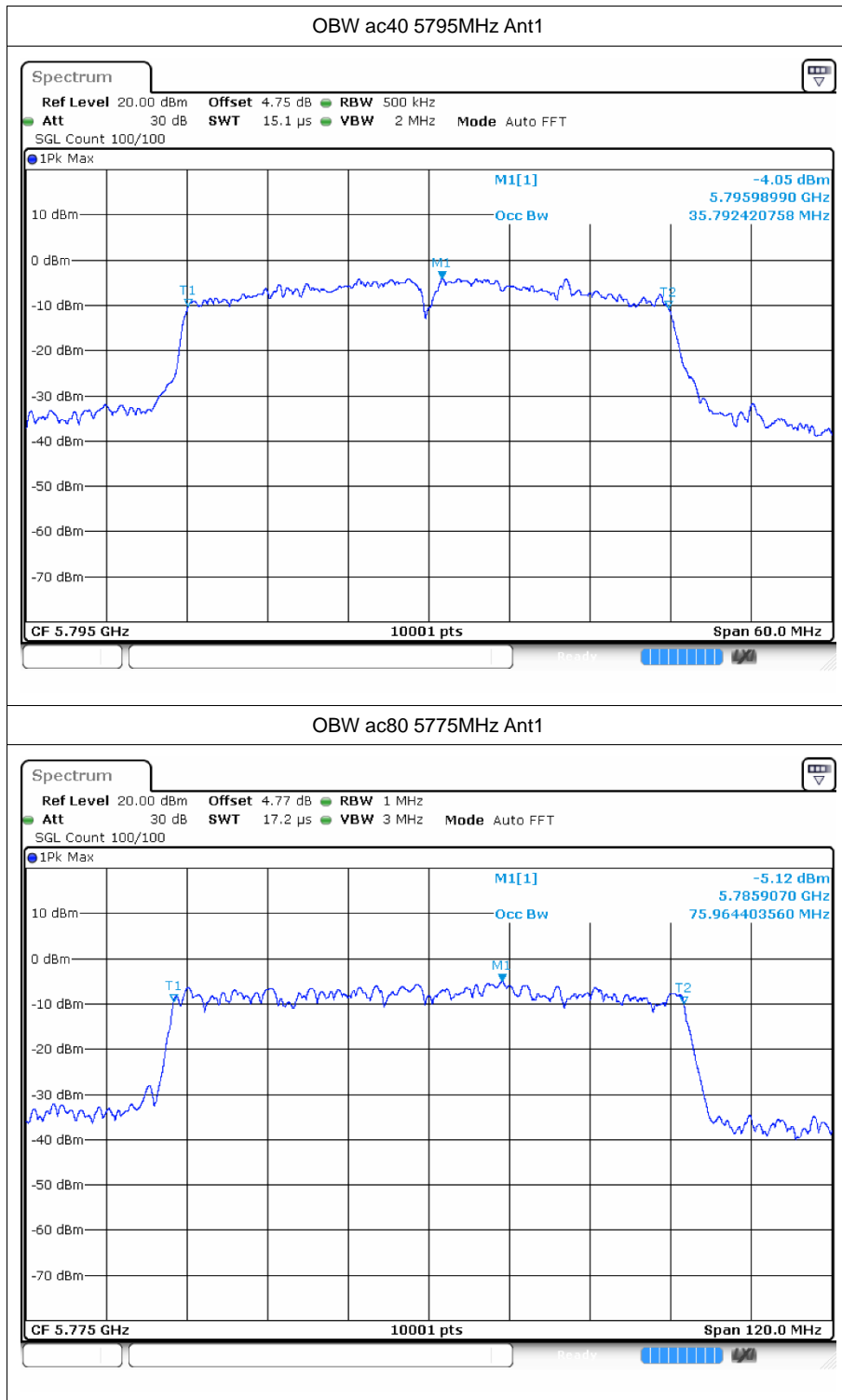












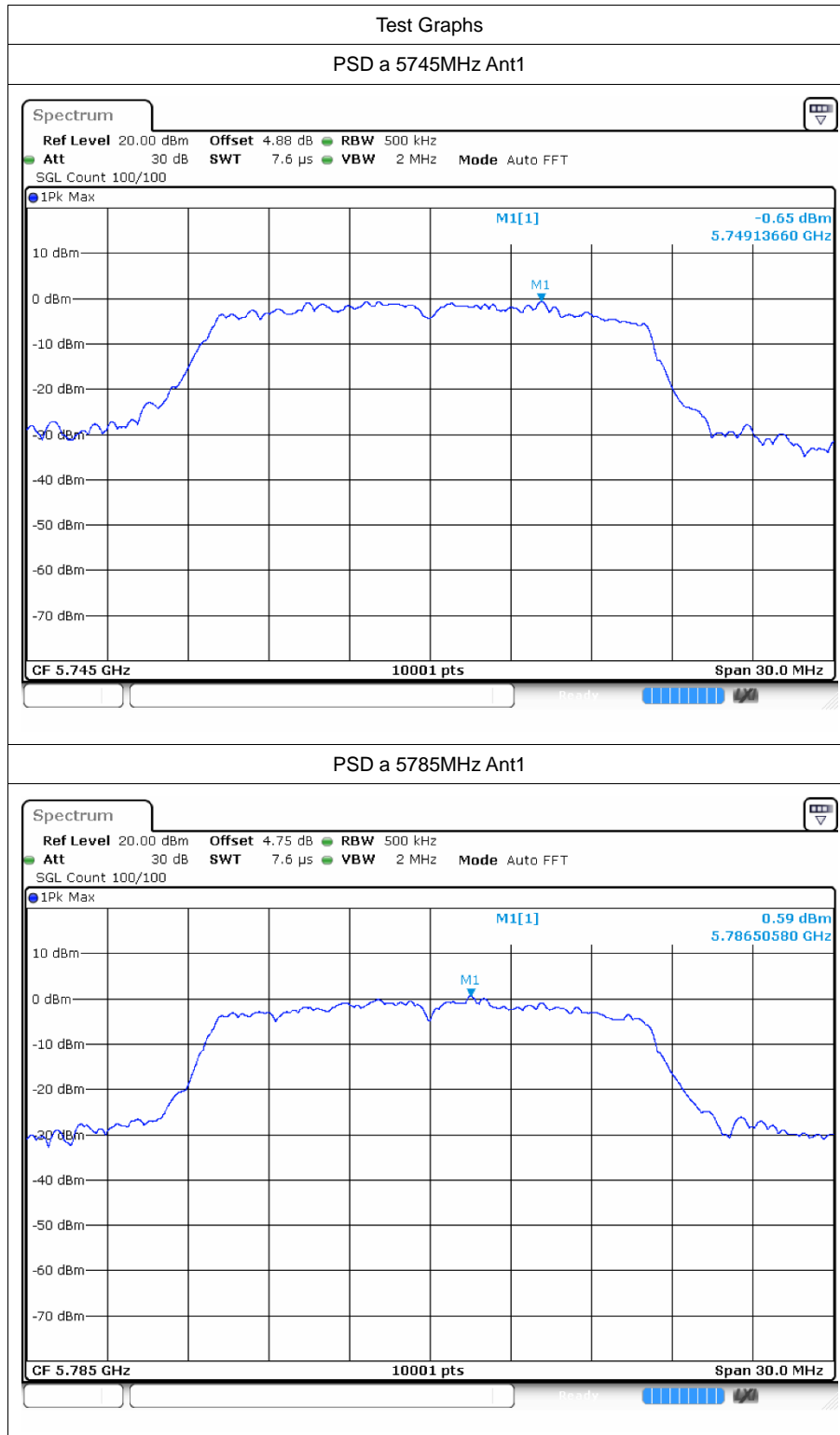


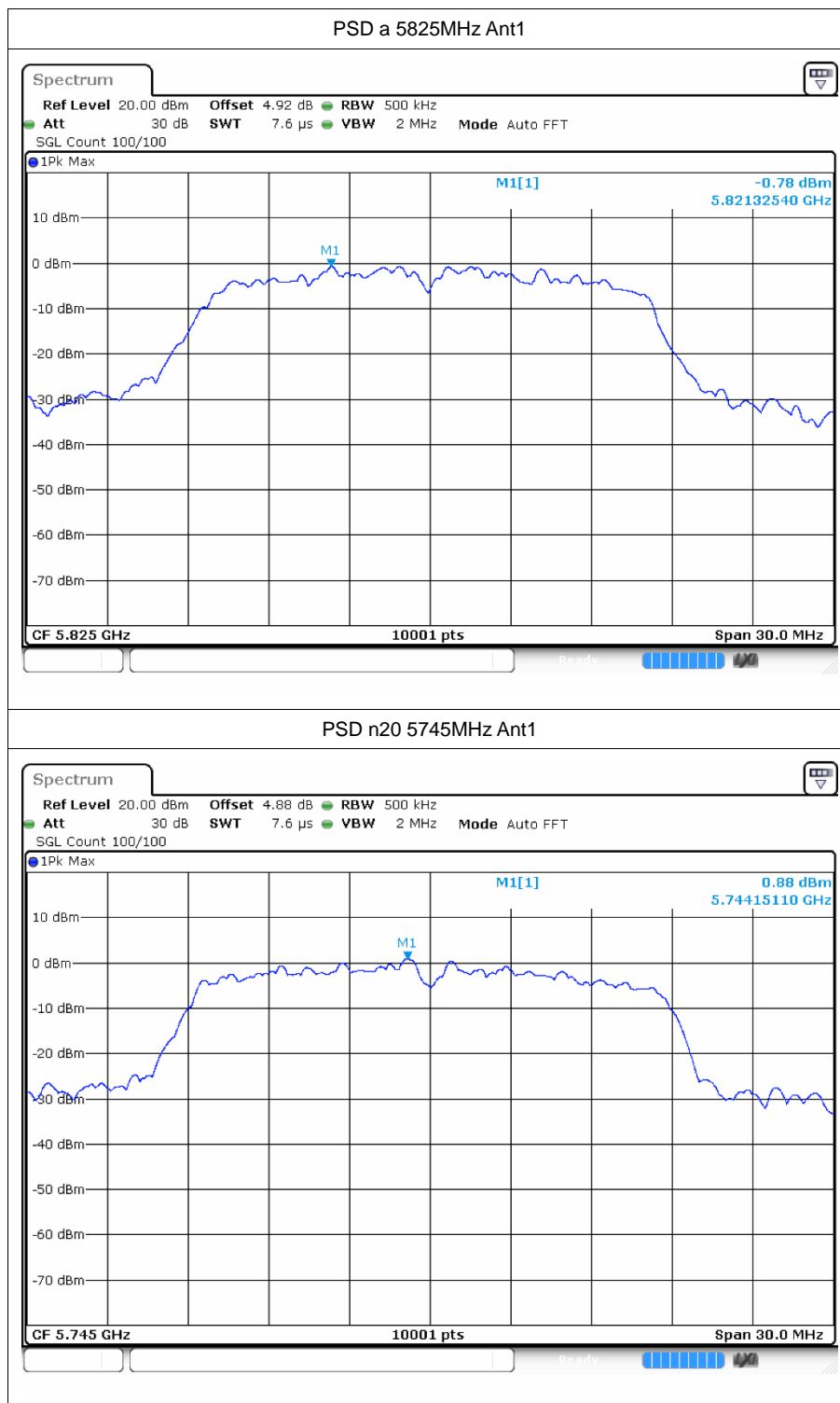
## 5 Maximum Power Spectral Density Level

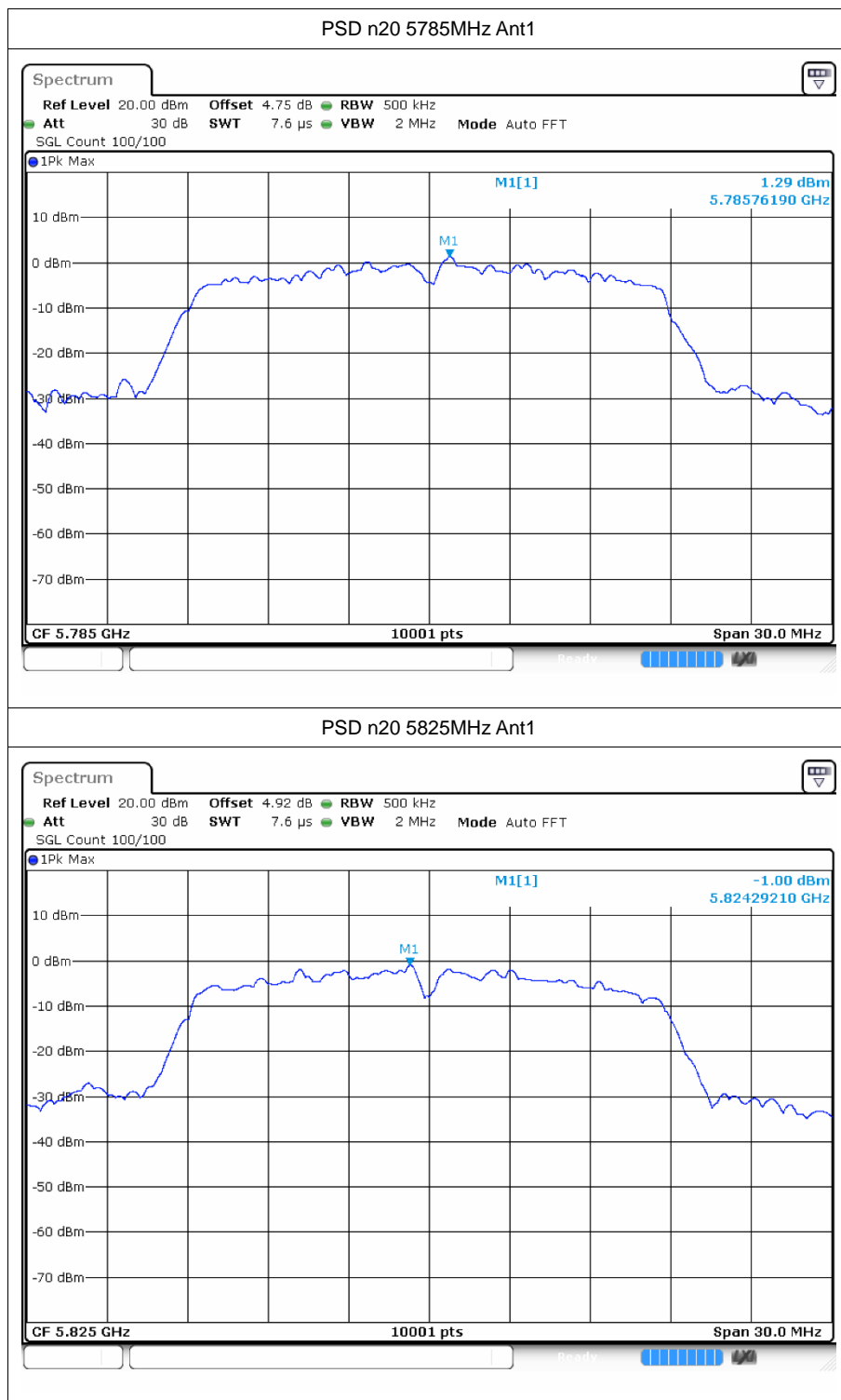
### 5.1 Test Result

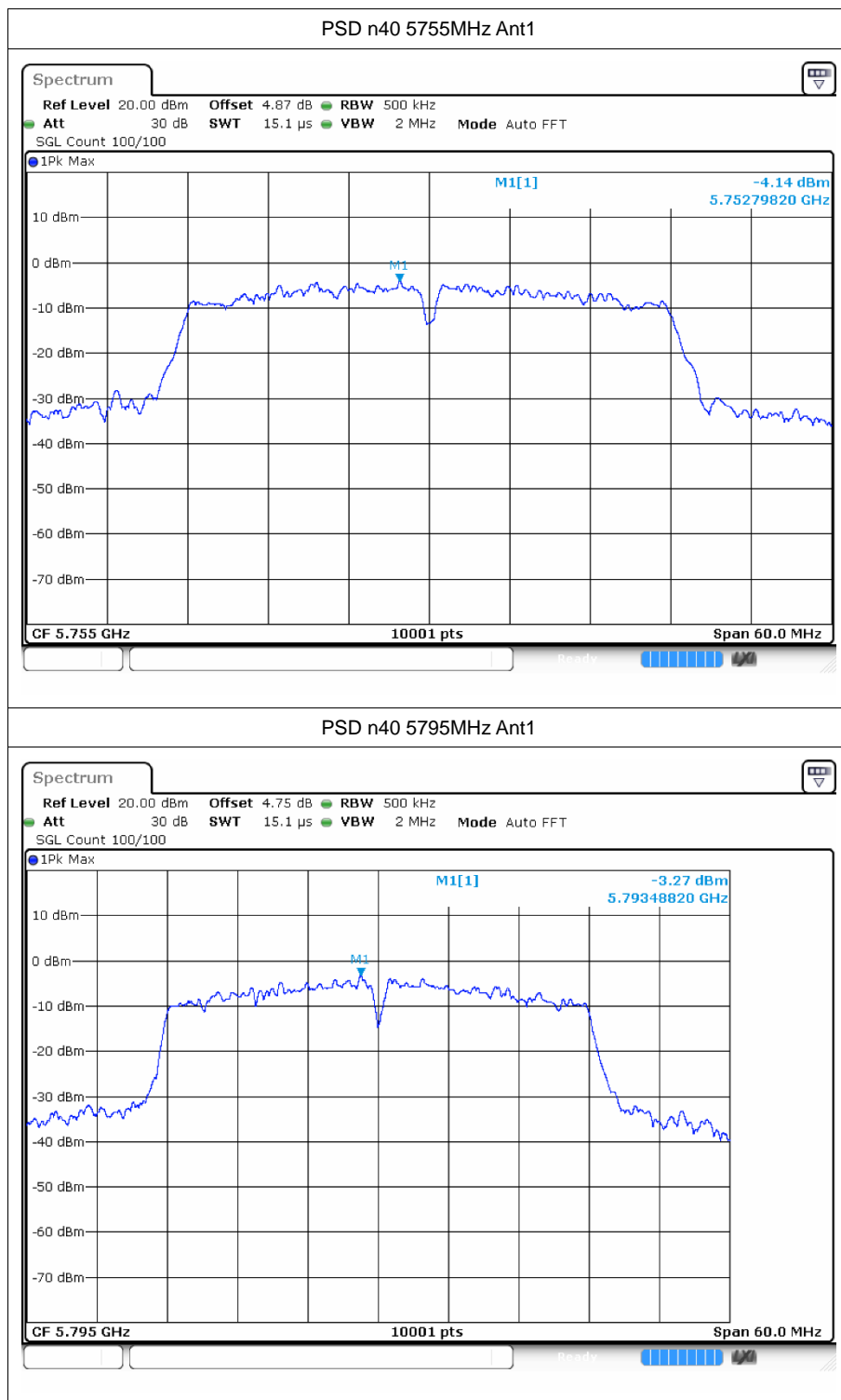
Mode	Frequency (MHz)	Antenna	Conducted PSD (dBm)	Duty Factor (dB)	Total PSD (dBm)	Limit (dBm)	Verdict
a	5745	Ant1	-0.65	0.08	-0.57	30	Pass
a	5785	Ant1	0.59	0.08	0.67	30	Pass
a	5825	Ant1	-0.78	0.08	-0.7	30	Pass
n20	5745	Ant1	0.88	0.08	0.96	30	Pass
n20	5785	Ant1	1.29	0.08	1.37	30	Pass
n20	5825	Ant1	-1	0.08	-0.92	30	Pass
n40	5755	Ant1	-4.14	0.16	-3.98	30	Pass
n40	5795	Ant1	-3.27	0.16	-3.11	30	Pass
ac20	5745	Ant1	0.8	0.08	0.88	30	Pass
ac20	5785	Ant1	0.01	0.08	0.09	30	Pass
ac20	5825	Ant1	-0.95	0.08	-0.87	30	Pass
ac40	5755	Ant1	-4.69	0.16	-4.53	30	Pass
ac40	5795	Ant1	-2.37	0.16	-2.21	30	Pass
ac80	5775	Ant1	-8.19	0.42	-7.77	30	Pass

## 5.2 Test Graphs

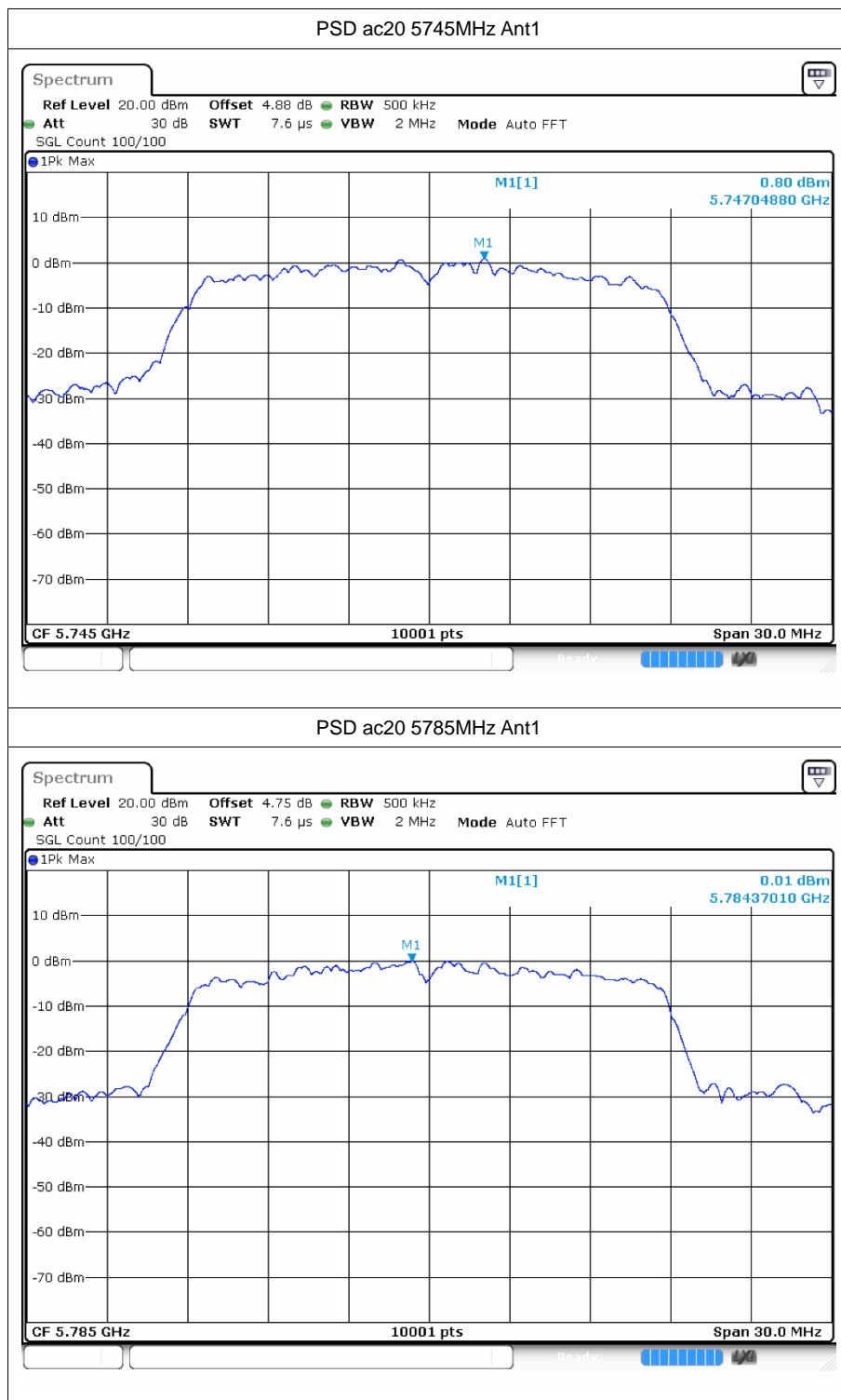


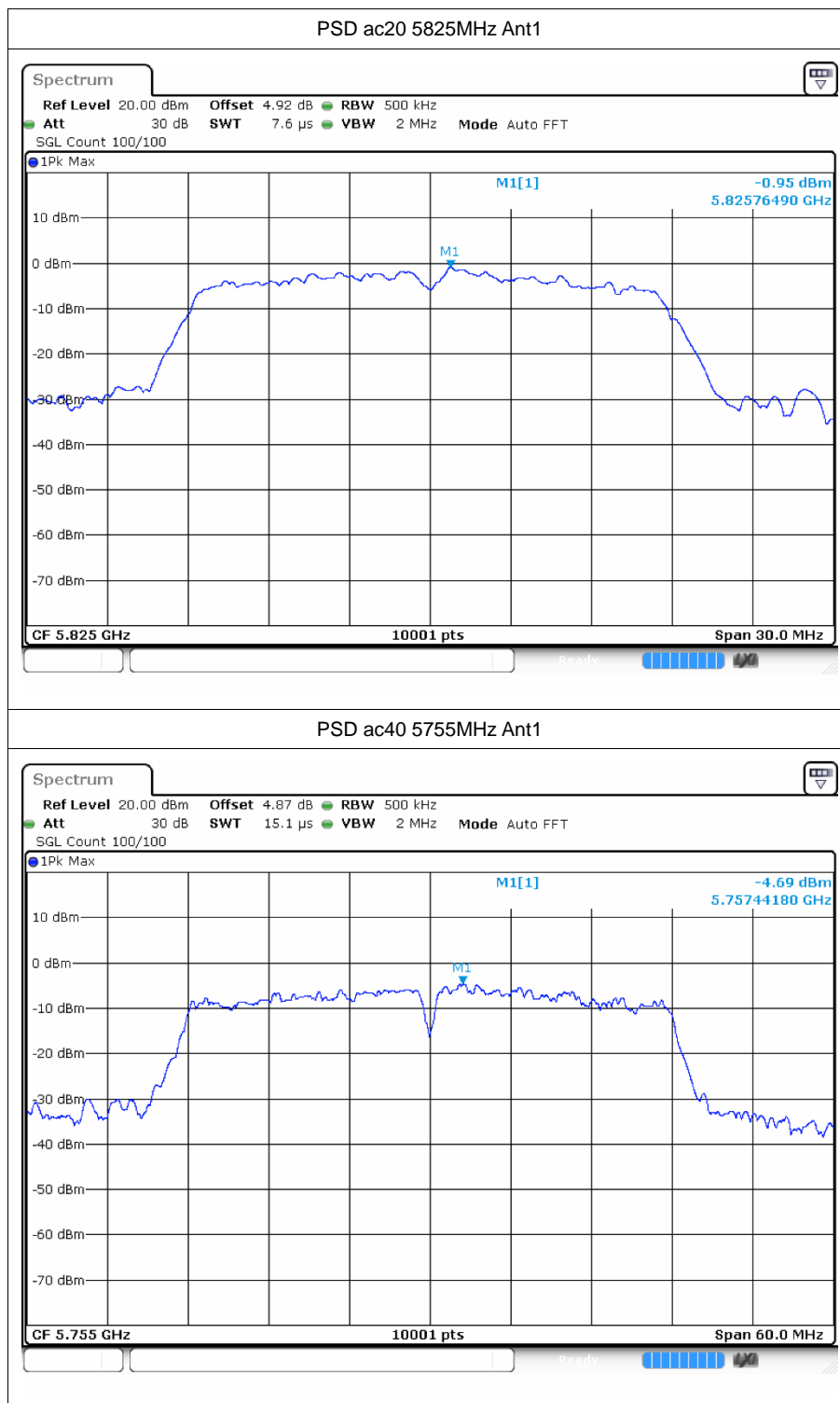


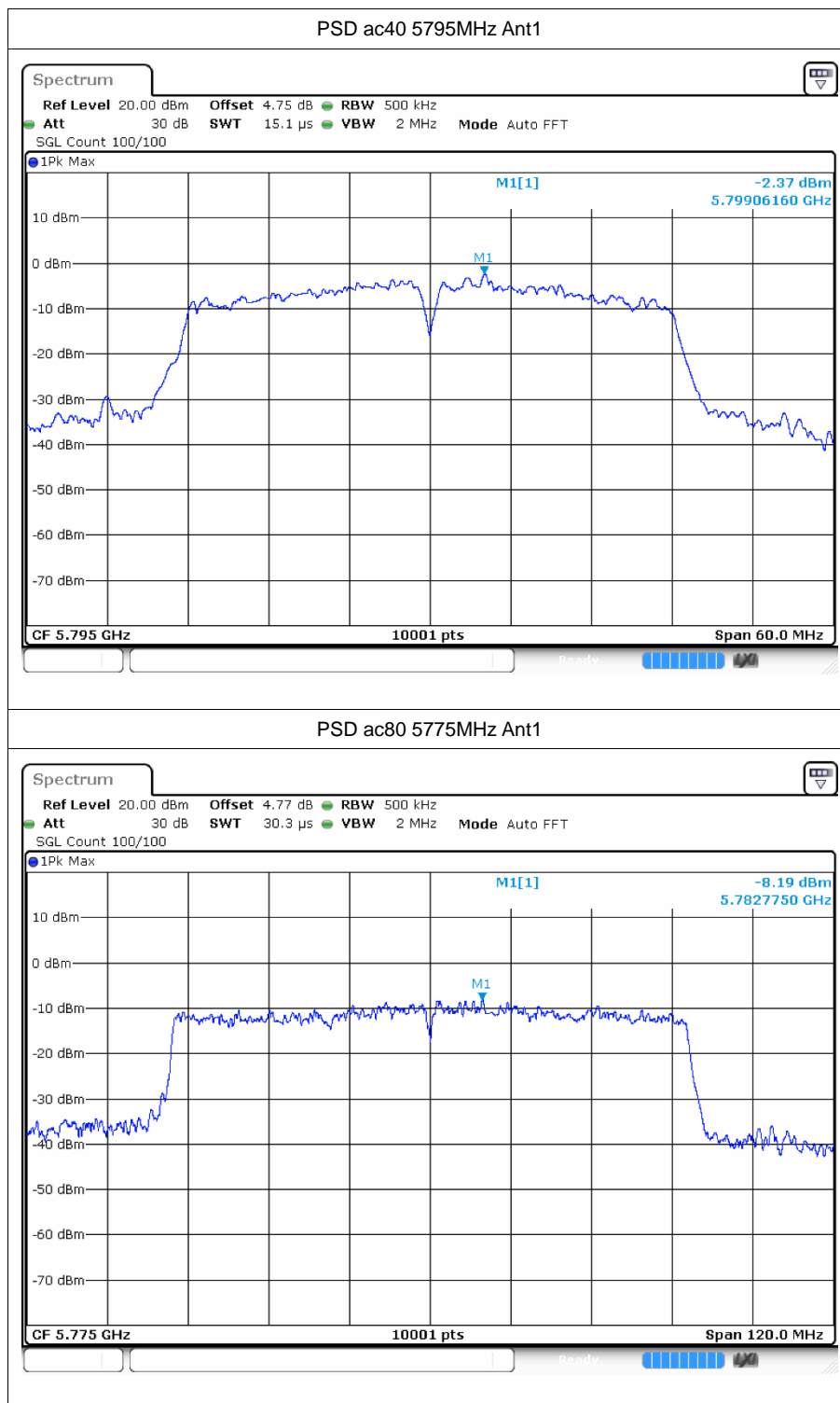














## 6 Frequency Stability

### 6.1 Test Result

Condition	Mode	Frequency (MHz)	Antenna	Measured Frequency (MHz)	Frequency Error (Hz)	Deviation (ppm)	Limit (ppm)	Verdict
20C 102V	a	5745	Ant1	5744.96	-40000	-6.96	25	Pass
20C 120V	a	5745	Ant1	5744.96	-40000	-6.96	25	Pass
20C 138V	a	5745	Ant1	5744.98	-20000	-3.48	25	Pass
-20C 120V	a	5745	Ant1	5744.96	-40000	-6.96	25	Pass
-10C 120V	a	5745	Ant1	5744.96	-40000	-6.96	25	Pass
0C 120V	a	5745	Ant1	5744.94	-60000	-10.44	25	Pass
10C 120V	a	5745	Ant1	5744.98	-20000	-3.48	25	Pass
30C 120V	a	5745	Ant1	5744.98	-20000	-3.48	25	Pass
40C 120V	a	5745	Ant1	5744.96	-40000	-6.96	25	Pass
50C 120V	a	5745	Ant1	5744.96	-40000	-6.96	25	Pass
20C 102V	a	5785	Ant1	5784.98	-20000	-3.46	25	Pass
20C 120V	a	5785	Ant1	5785	0	0	25	Pass
20C 138V	a	5785	Ant1	5784.98	-20000	-3.46	25	Pass
-20C 120V	a	5785	Ant1	5784.98	-20000	-3.46	25	Pass
-10C 120V	a	5785	Ant1	5784.98	-20000	-3.46	25	Pass
0C 120V	a	5785	Ant1	5784.96	-40000	-6.91	25	Pass
10C 120V	a	5785	Ant1	5785	0	0	25	Pass
30C 120V	a	5785	Ant1	5784.98	-20000	-3.46	25	Pass
40C 120V	a	5785	Ant1	5784.98	-20000	-3.46	25	Pass
50C 120V	a	5785	Ant1	5784.98	-20000	-3.46	25	Pass
20C 102V	a	5825	Ant1	5824.96	-40000	-6.87	25	Pass
20C 120V	a	5825	Ant1	5824.96	-40000	-6.87	25	Pass
20C 138V	a	5825	Ant1	5824.96	-40000	-6.87	25	Pass
-20C 120V	a	5825	Ant1	5824.96	-40000	-6.87	25	Pass
-10C 120V	a	5825	Ant1	5824.96	-40000	-6.87	25	Pass
0C 120V	a	5825	Ant1	5824.98	-20000	-3.43	25	Pass
10C 120V	a	5825	Ant1	5824.96	-40000	-6.87	25	Pass
30C 120V	a	5825	Ant1	5824.98	-20000	-3.43	25	Pass
40C 120V	a	5825	Ant1	5824.96	-40000	-6.87	25	Pass
50C 120V	a	5825	Ant1	5824.96	-40000	-6.87	25	Pass
20C 102V	n20	5745	Ant1	5744.94	-60000	-10.44	25	Pass
20C 120V	n20	5745	Ant1	5744.98	-20000	-3.48	25	Pass
20C 138V	n20	5745	Ant1	5744.98	-20000	-3.48	25	Pass
-20C 120V	n20	5745	Ant1	5744.96	-40000	-6.96	25	Pass



-10C 120V	n20	5745	Ant1	5744.96	-40000	-6.96	25	Pass
0C 120V	n20	5745	Ant1	5744.98	-20000	-3.48	25	Pass
10C 120V	n20	5745	Ant1	5744.98	-20000	-3.48	25	Pass
30C 120V	n20	5745	Ant1	5744.98	-20000	-3.48	25	Pass
40C 120V	n20	5745	Ant1	5744.98	-20000	-3.48	25	Pass
50C 120V	n20	5745	Ant1	5744.98	-20000	-3.48	25	Pass
20C 102V	n20	5785	Ant1	5784.98	-20000	-3.46	25	Pass
20C 120V	n20	5785	Ant1	5784.98	-20000	-3.46	25	Pass
20C 138V	n20	5785	Ant1	5785	0	0	25	Pass
-20C 120V	n20	5785	Ant1	5785	0	0	25	Pass
-10C 120V	n20	5785	Ant1	5784.96	-40000	-6.91	25	Pass
0C 120V	n20	5785	Ant1	5785	0	0	25	Pass
10C 120V	n20	5785	Ant1	5784.98	-20000	-3.46	25	Pass
30C 120V	n20	5785	Ant1	5784.98	-20000	-3.46	25	Pass
40C 120V	n20	5785	Ant1	5784.98	-20000	-3.46	25	Pass
50C 120V	n20	5785	Ant1	5785	0	0	25	Pass
20C 102V	n20	5825	Ant1	5824.98	-20000	-3.43	25	Pass
20C 120V	n20	5825	Ant1	5824.98	-20000	-3.43	25	Pass
20C 138V	n20	5825	Ant1	5824.98	-20000	-3.43	25	Pass
-20C 120V	n20	5825	Ant1	5824.96	-40000	-6.87	25	Pass
-10C 120V	n20	5825	Ant1	5824.98	-20000	-3.43	25	Pass
0C 120V	n20	5825	Ant1	5824.96	-40000	-6.87	25	Pass
10C 120V	n20	5825	Ant1	5825	0	0	25	Pass
30C 120V	n20	5825	Ant1	5824.98	-20000	-3.43	25	Pass
40C 120V	n20	5825	Ant1	5824.98	-20000	-3.43	25	Pass
50C 120V	n20	5825	Ant1	5824.98	-20000	-3.43	25	Pass
20C 102V	n40	5755	Ant1	5754.96	-40000	-6.95	25	Pass
20C 120V	n40	5755	Ant1	5754.96	-40000	-6.95	25	Pass
20C 138V	n40	5755	Ant1	5755	0	0	25	Pass
-20C 120V	n40	5755	Ant1	5754.96	-40000	-6.95	25	Pass
-10C 120V	n40	5755	Ant1	5755	0	0	25	Pass
0C 120V	n40	5755	Ant1	5755	0	0	25	Pass
10C 120V	n40	5755	Ant1	5755	0	0	25	Pass
30C 120V	n40	5755	Ant1	5755	0	0	25	Pass
40C 120V	n40	5755	Ant1	5755	0	0	25	Pass
50C 120V	n40	5755	Ant1	5754.92	-80000	-13.9	25	Pass
20C 102V	n40	5795	Ant1	5795	0	0	25	Pass
20C 120V	n40	5795	Ant1	5795	0	0	25	Pass
20C 138V	n40	5795	Ant1	5794.96	-40000	-6.9	25	Pass
-20C 120V	n40	5795	Ant1	5794.96	-40000	-6.9	25	Pass
-10C 120V	n40	5795	Ant1	5794.96	-40000	-6.9	25	Pass
0C 120V	n40	5795	Ant1	5794.96	-40000	-6.9	25	Pass
10C 120V	n40	5795	Ant1	5795	0	0	25	Pass



30C 120V	n40	5795	Ant1	5795	0	0	25	Pass
40C 120V	n40	5795	Ant1	5794.96	-40000	-6.9	25	Pass
50C 120V	n40	5795	Ant1	5795	0	0	25	Pass
20C 102V	ac20	5745	Ant1	5744.98	-20000	-3.48	25	Pass
20C 120V	ac20	5745	Ant1	5744.98	-20000	-3.48	25	Pass
20C 138V	ac20	5745	Ant1	5744.96	-40000	-6.96	25	Pass
-20C 120V	ac20	5745	Ant1	5744.96	-40000	-6.96	25	Pass
-10C 120V	ac20	5745	Ant1	5744.96	-40000	-6.96	25	Pass
0C 120V	ac20	5745	Ant1	5744.96	-40000	-6.96	25	Pass
10C 120V	ac20	5745	Ant1	5744.98	-20000	-3.48	25	Pass
30C 120V	ac20	5745	Ant1	5744.96	-40000	-6.96	25	Pass
40C 120V	ac20	5745	Ant1	5744.98	-20000	-3.48	25	Pass
50C 120V	ac20	5745	Ant1	5744.98	-20000	-3.48	25	Pass
20C 102V	ac20	5785	Ant1	5784.98	-20000	-3.46	25	Pass
20C 120V	ac20	5785	Ant1	5784.98	-20000	-3.46	25	Pass
20C 138V	ac20	5785	Ant1	5784.98	-20000	-3.46	25	Pass
-20C 120V	ac20	5785	Ant1	5784.98	-20000	-3.46	25	Pass
-10C 120V	ac20	5785	Ant1	5784.98	-20000	-3.46	25	Pass
0C 120V	ac20	5785	Ant1	5785	0	0	25	Pass
10C 120V	ac20	5785	Ant1	5784.98	-20000	-3.46	25	Pass
30C 120V	ac20	5785	Ant1	5785.02	20000	3.46	25	Pass
40C 120V	ac20	5785	Ant1	5784.98	-20000	-3.46	25	Pass
50C 120V	ac20	5785	Ant1	5785	0	0	25	Pass
20C 102V	ac20	5825	Ant1	5824.98	-20000	-3.43	25	Pass
20C 120V	ac20	5825	Ant1	5824.96	-40000	-6.87	25	Pass
20C 138V	ac20	5825	Ant1	5824.98	-20000	-3.43	25	Pass
-20C 120V	ac20	5825	Ant1	5824.98	-20000	-3.43	25	Pass
-10C 120V	ac20	5825	Ant1	5824.98	-20000	-3.43	25	Pass
0C 120V	ac20	5825	Ant1	5824.98	-20000	-3.43	25	Pass
10C 120V	ac20	5825	Ant1	5824.96	-40000	-6.87	25	Pass
30C 120V	ac20	5825	Ant1	5824.96	-40000	-6.87	25	Pass
40C 120V	ac20	5825	Ant1	5824.96	-40000	-6.87	25	Pass
50C 120V	ac20	5825	Ant1	5824.98	-20000	-3.43	25	Pass
20C 102V	ac40	5755	Ant1	5755	0	0	25	Pass
20C 120V	ac40	5755	Ant1	5754.96	-40000	-6.95	25	Pass
20C 138V	ac40	5755	Ant1	5755	0	0	25	Pass
-20C 120V	ac40	5755	Ant1	5755	0	0	25	Pass
-10C 120V	ac40	5755	Ant1	5754.96	-40000	-6.95	25	Pass
0C 120V	ac40	5755	Ant1	5754.96	-40000	-6.95	25	Pass
10C 120V	ac40	5755	Ant1	5755	0	0	25	Pass
30C 120V	ac40	5755	Ant1	5754.96	-40000	-6.95	25	Pass
40C 120V	ac40	5755	Ant1	5754.96	-40000	-6.95	25	Pass
50C 120V	ac40	5755	Ant1	5754.96	-40000	-6.95	25	Pass



20C 102V	ac40	5795	Ant1	5794.92	-80000	-13.81	25	Pass
20C 120V	ac40	5795	Ant1	5794.96	-40000	-6.9	25	Pass
20C 138V	ac40	5795	Ant1	5794.96	-40000	-6.9	25	Pass
-20C 120V	ac40	5795	Ant1	5794.96	-40000	-6.9	25	Pass
-10C 120V	ac40	5795	Ant1	5794.96	-40000	-6.9	25	Pass
0C 120V	ac40	5795	Ant1	5794.96	-40000	-6.9	25	Pass
10C 120V	ac40	5795	Ant1	5794.72	-280000	-48.32	25	Pass
30C 120V	ac40	5795	Ant1	5794.96	-40000	-6.9	25	Pass
40C 120V	ac40	5795	Ant1	5795	0	0	25	Pass
50C 120V	ac40	5795	Ant1	5794.96	-40000	-6.9	25	Pass
20C 102V	ac80	5775	Ant1	5774.92	-80000	-13.85	25	Pass
20C 120V	ac80	5775	Ant1	5775	0	0	25	Pass
20C 138V	ac80	5775	Ant1	5775	0	0	25	Pass
-20C 120V	ac80	5775	Ant1	5775	0	0	25	Pass
-10C 120V	ac80	5775	Ant1	5775	0	0	25	Pass
0C 120V	ac80	5775	Ant1	5775	0	0	25	Pass
10C 120V	ac80	5775	Ant1	5775	0	0	25	Pass
30C 120V	ac80	5775	Ant1	5775	0	0	25	Pass
40C 120V	ac80	5775	Ant1	5775	0	0	25	Pass
50C 120V	ac80	5775	Ant1	5775	0	0	25	Pass



## 7 Conducted RF Spurious Emission

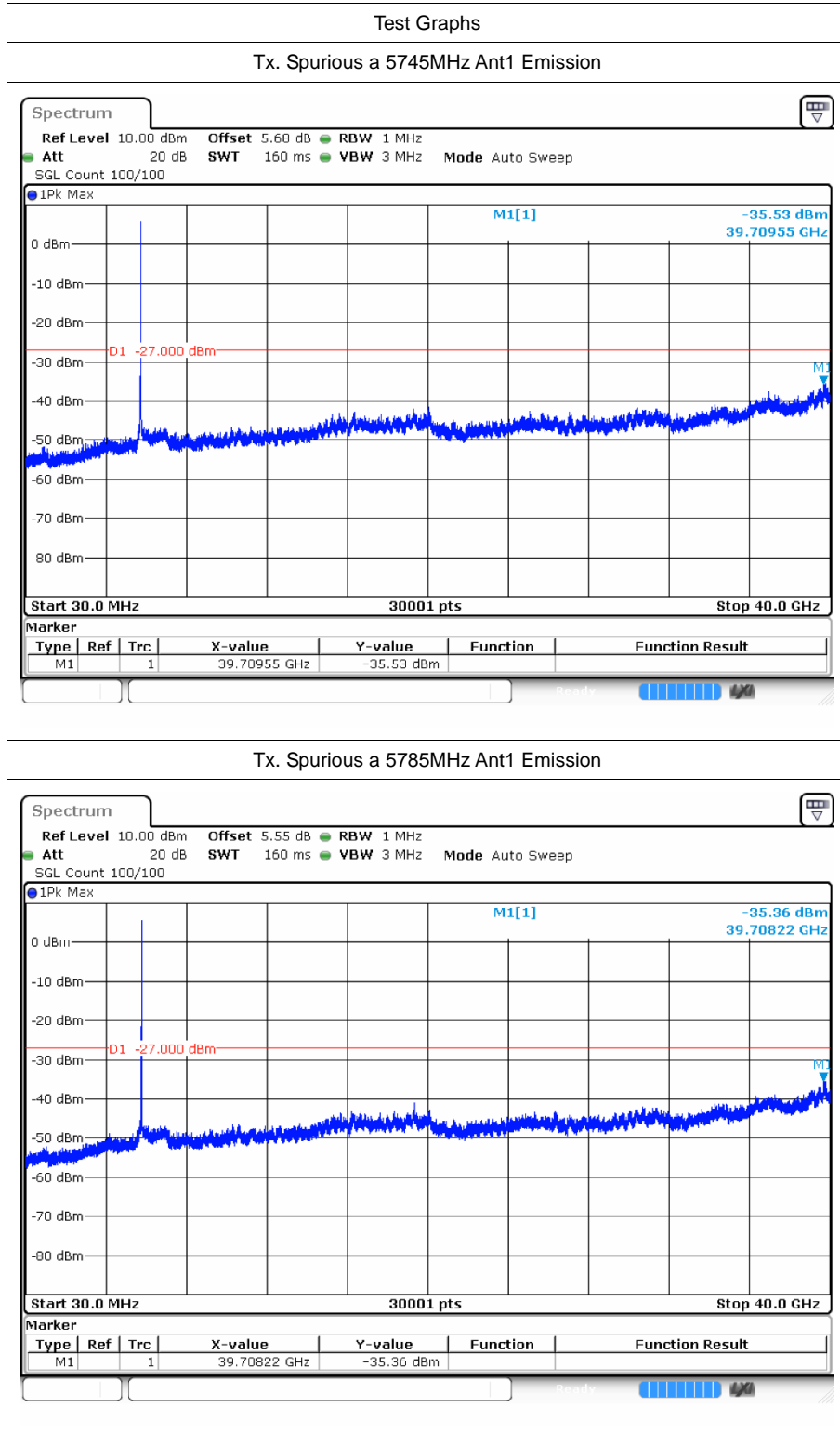
### 7.1 Test Result

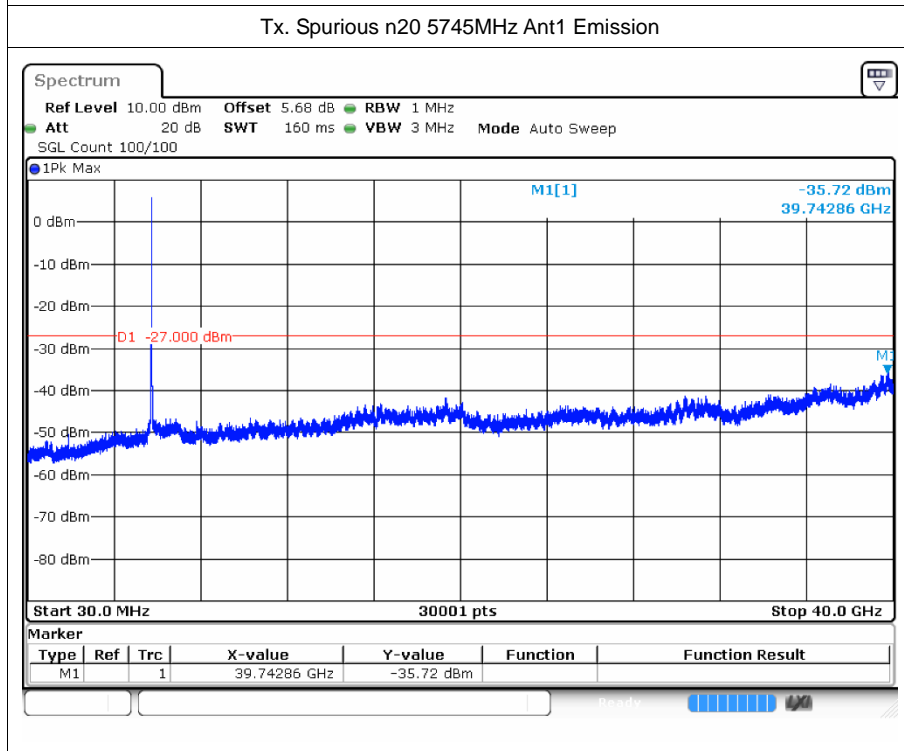
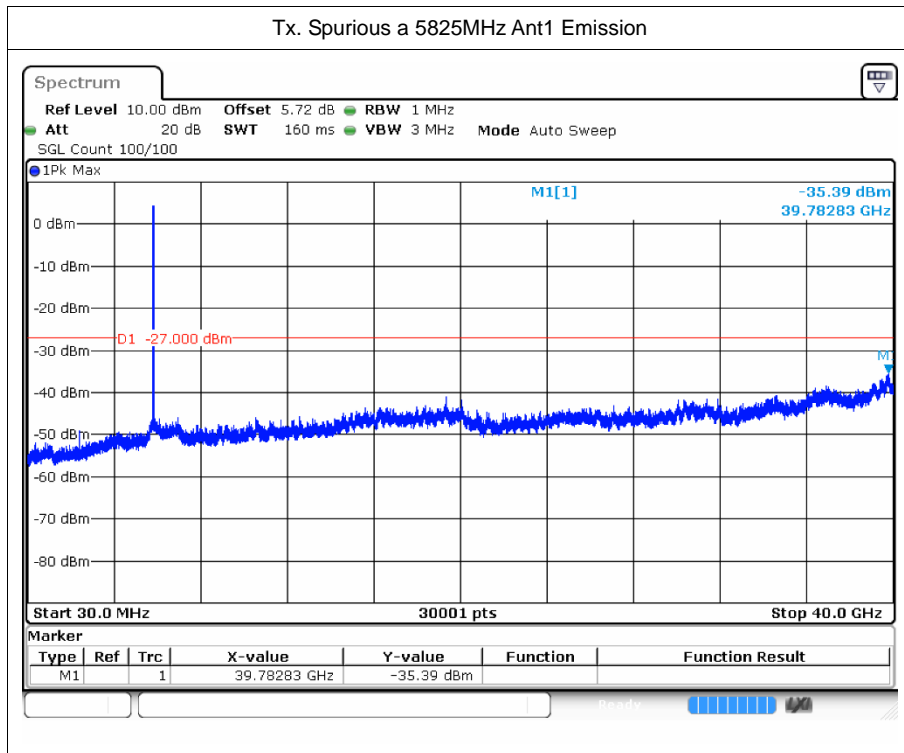
Mode	Frequency (MHz)	Antenna	Max Value (dBc)	Limit (dBc)	Verdict
a	5745	Ant1	-35.52	-27	Pass
a	5785	Ant1	-35.35	-27	Pass
a	5825	Ant1	-35.38	-27	Pass
n20	5745	Ant1	-35.71	-27	Pass
n20	5785	Ant1	-35.48	-27	Pass
n20	5825	Ant1	-35.25	-27	Pass
n40	5755	Ant1	-35.11	-27	Pass
n40	5795	Ant1	-35.74	-27	Pass
ac20	5745	Ant1	-36.2	-27	Pass
ac20	5785	Ant1	-36.12	-27	Pass
ac20	5825	Ant1	-35.45	-27	Pass
ac40	5755	Ant1	-35.39	-27	Pass
ac40	5795	Ant1	-35.63	-27	Pass
ac80	5775	Ant1	-35.79	-27	Pass

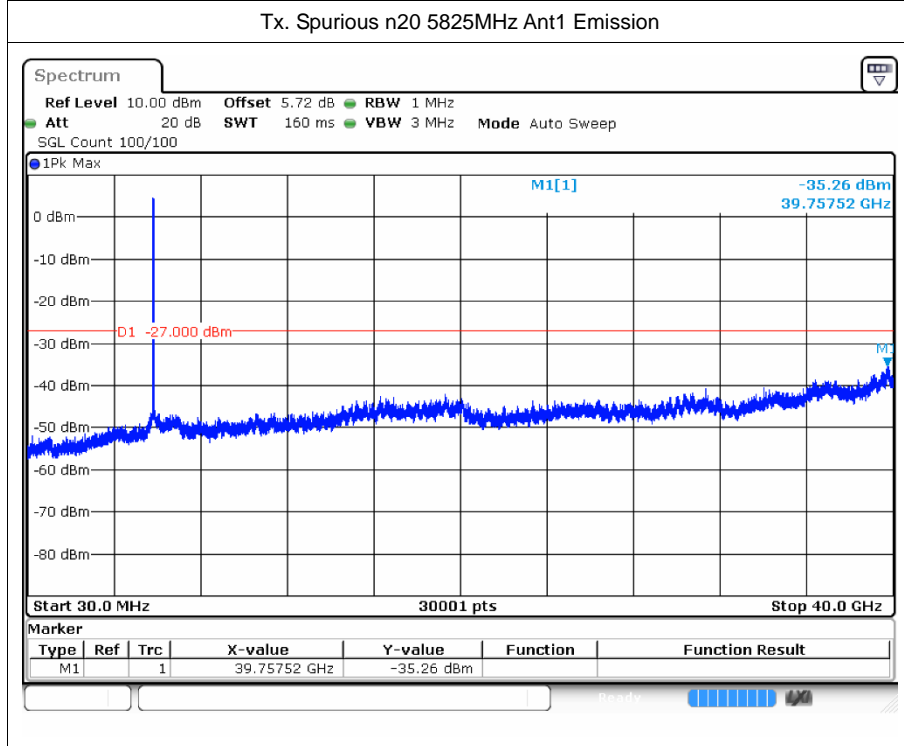
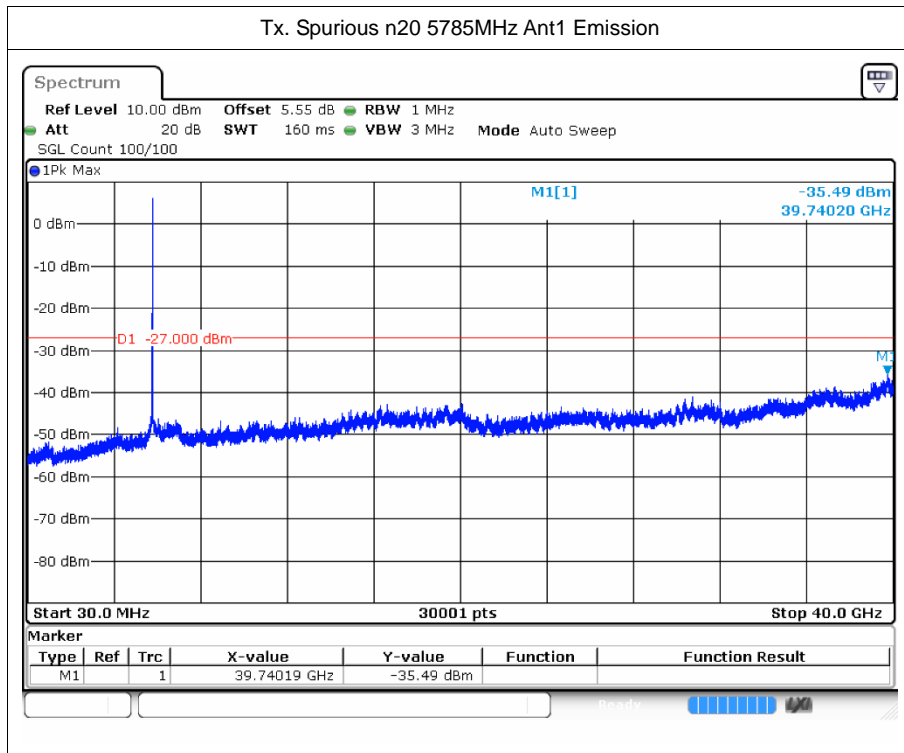


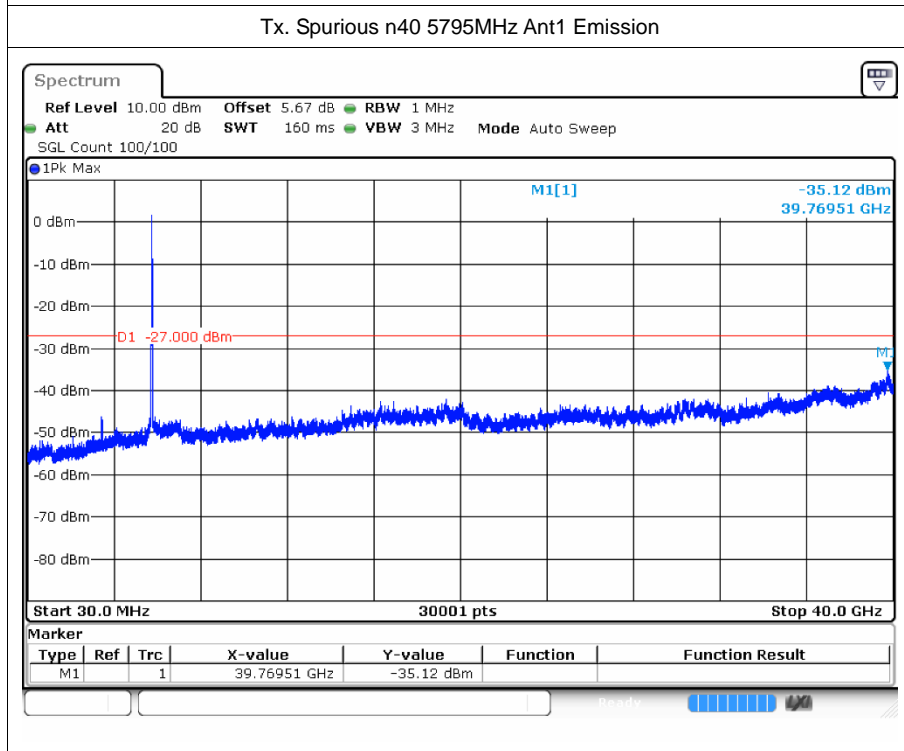
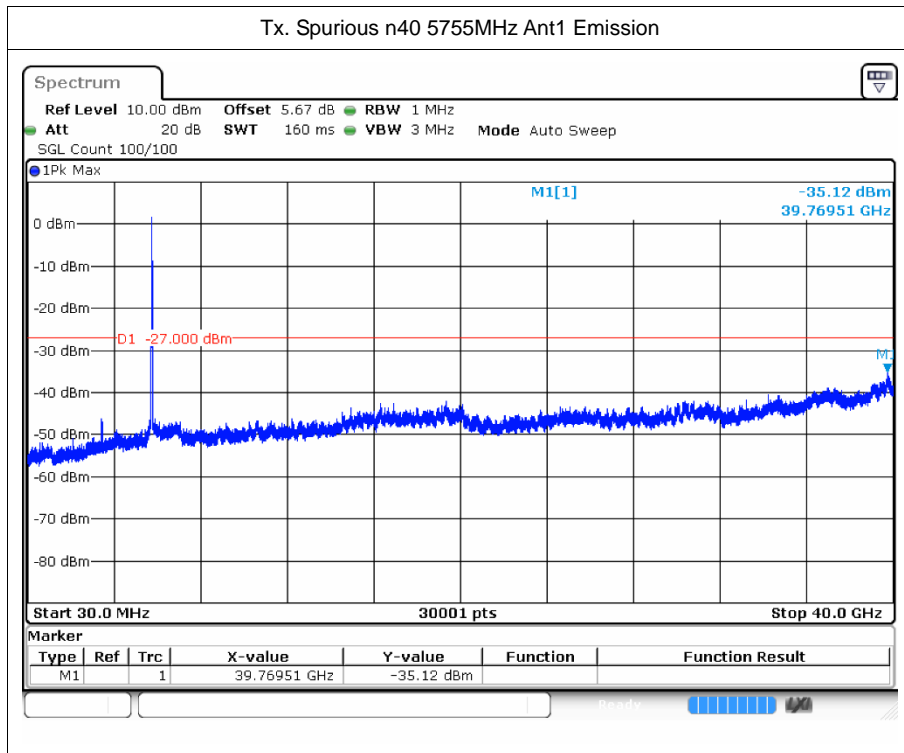


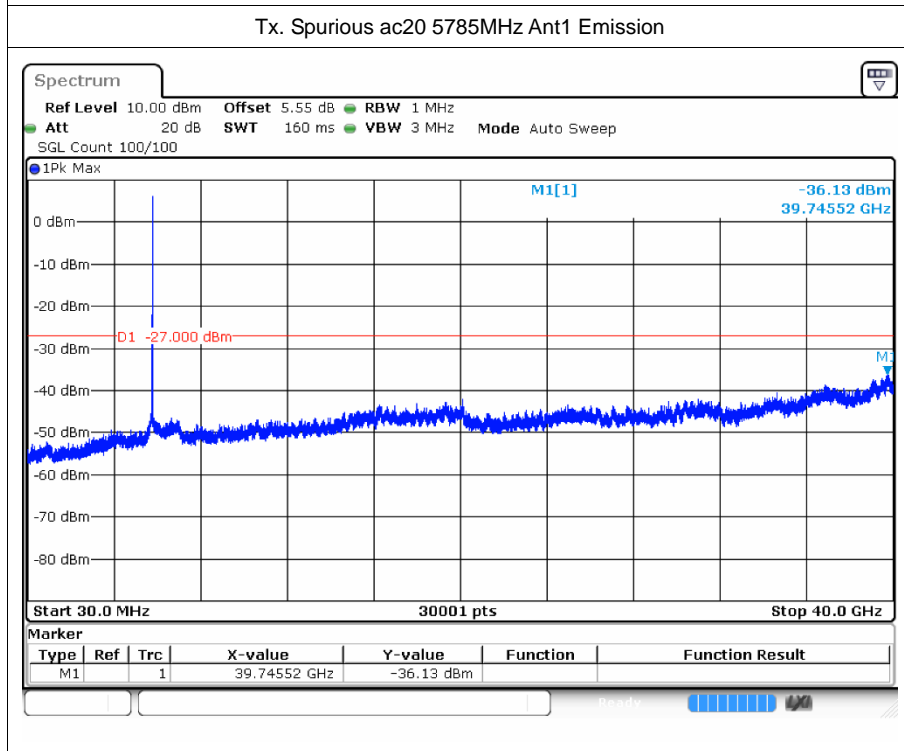
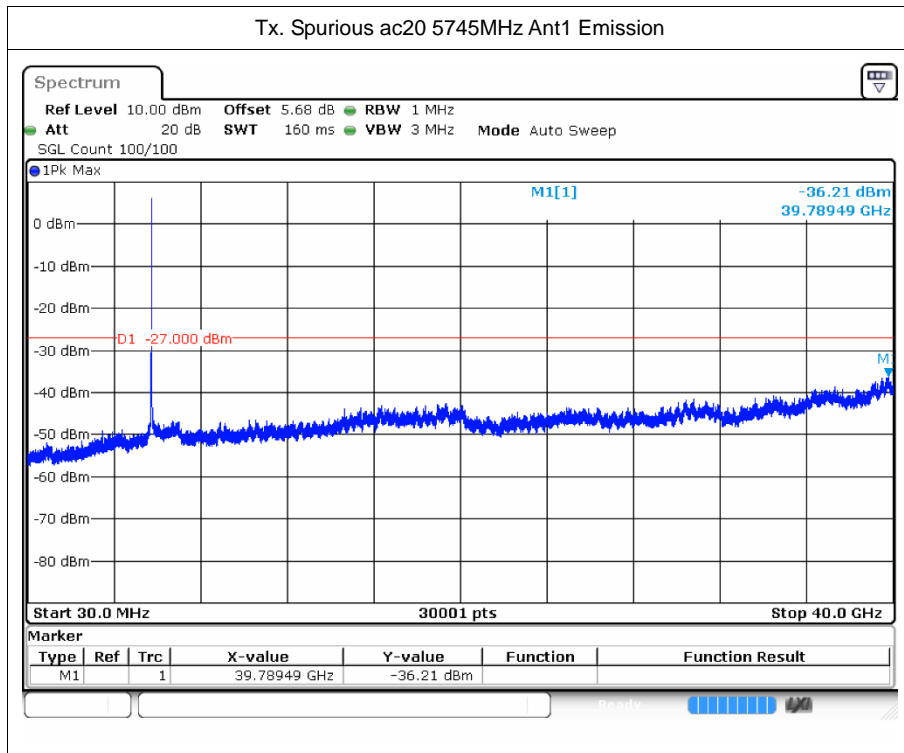
## 7.2 Test Graphs

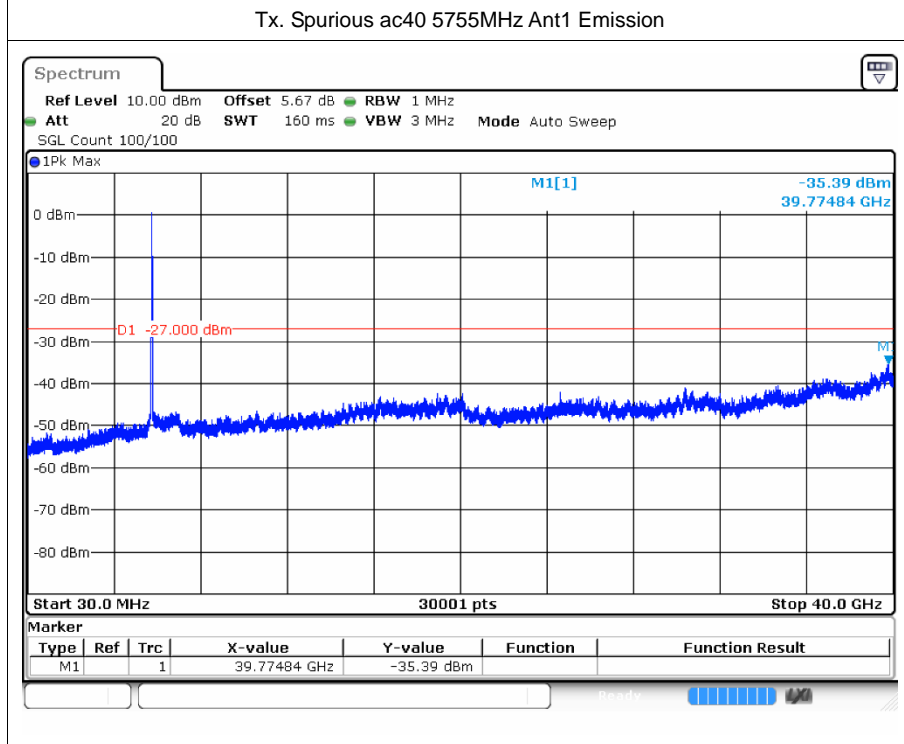
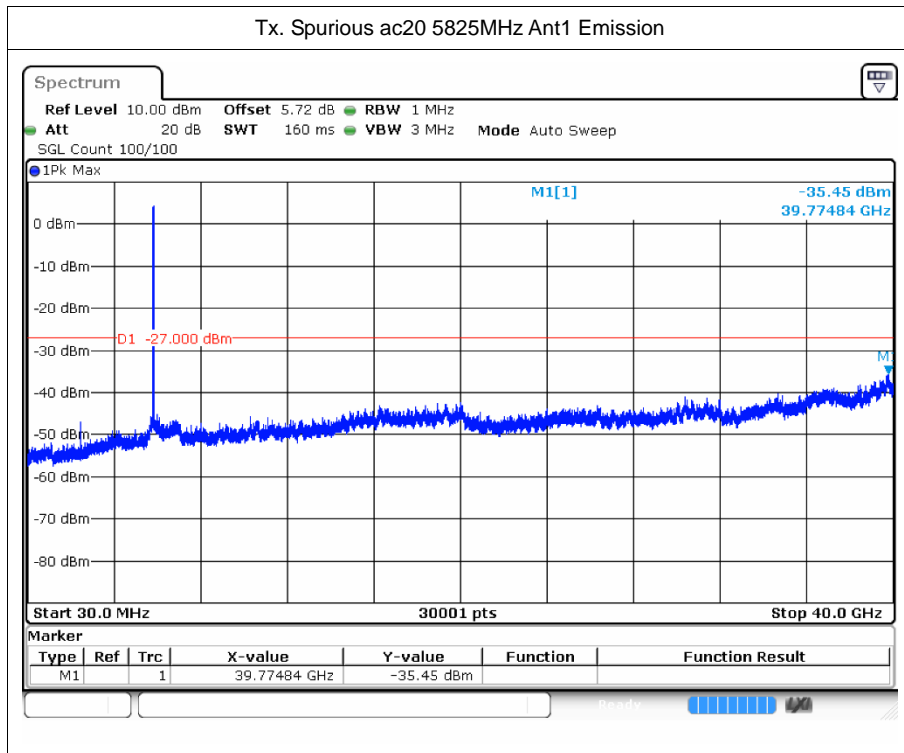


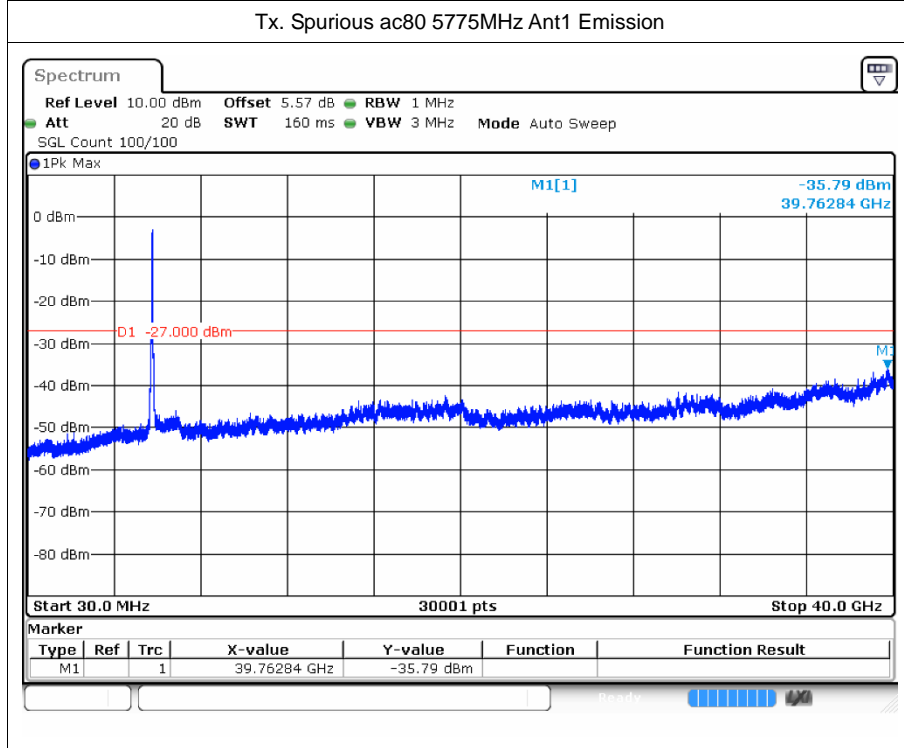
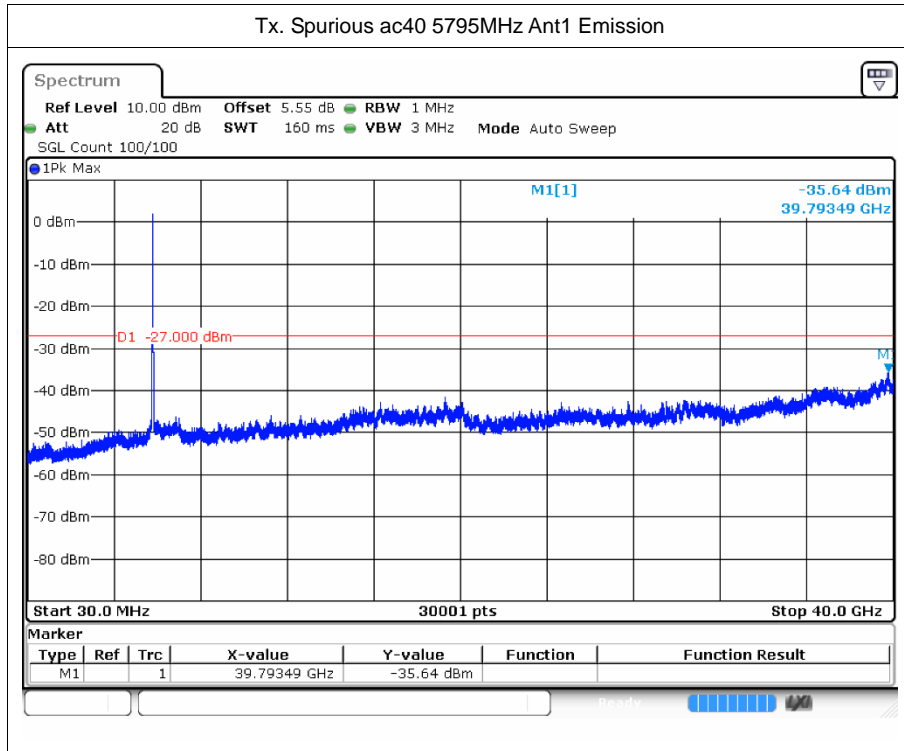














## 8 Restrict Band

### 8.1 Test Result

Mode	Frequency (MHz)	Antenna	Spur Freq (MHz)	Power (dBm)	Gain (dBi)	E (dBuV/m)	Detector	Limit (dBuV/m)	Verdict
a	5745	Ant1	5650	-43.17	2	-41.17	Peak	-27	Pass
a	5745	Ant1	5650	-51.86	2	-49.86	Average	-27	Pass
a	5745	Ant1	5700	-42.89	2	-40.89	Peak	10	Pass
a	5745	Ant1	5700	-51.18	2	-49.18	Average	10	Pass
a	5745	Ant1	5720	-37.83	2	-35.83	Peak	15.6	Pass
a	5745	Ant1	5720	-49.51	2	-47.51	Average	15.6	Pass
a	5745	Ant1	5725	-32.74	2	-30.74	Peak	27	Pass
a	5745	Ant1	5725	-44.27	2	-42.27	Average	27	Pass
a	5825	Ant1	5850	-40.44	2	-38.44	Peak	27	Pass
a	5825	Ant1	5850	-50.25	2	-48.25	Average	27	Pass
a	5825	Ant1	5855	-41.69	2	-39.69	Peak	15.6	Pass
a	5825	Ant1	5855	-50.96	2	-48.96	Average	15.6	Pass
a	5825	Ant1	5875	-42.08	2	-40.08	Peak	10	Pass
a	5825	Ant1	5875	-50.81	2	-48.81	Average	10	Pass
a	5825	Ant1	5925	-42.8	2	-40.8	Peak	-27	Pass
a	5825	Ant1	5925	-50.81	2	-48.81	Average	-27	Pass
n20	5745	Ant1	5650	-42.6	2	-40.6	Peak	-27	Pass
n20	5745	Ant1	5650	-51.84	2	-49.84	Average	-27	Pass
n20	5745	Ant1	5700	-42.97	2	-40.97	Peak	10	Pass
n20	5745	Ant1	5700	-51.22	2	-49.22	Average	10	Pass
n20	5745	Ant1	5720	-30.86	2	-28.86	Peak	15.6	Pass
n20	5745	Ant1	5720	-48.97	2	-46.97	Average	15.6	Pass
n20	5745	Ant1	5725	-26.81	2	-24.81	Peak	27	Pass
n20	5745	Ant1	5725	-42.74	2	-40.74	Average	27	Pass
n20	5825	Ant1	5850	-41.32	2	-39.32	Peak	27	Pass
n20	5825	Ant1	5850	-50.13	2	-48.13	Average	27	Pass
n20	5825	Ant1	5855	-42	2	-40	Peak	15.6	Pass
n20	5825	Ant1	5855	-50.96	2	-48.96	Average	15.6	Pass
n20	5825	Ant1	5875	-38.55	2	-36.55	Peak	10	Pass
n20	5825	Ant1	5875	-50.85	2	-48.85	Average	10	Pass
n20	5825	Ant1	5925	-41.12	2	-39.12	Peak	-27	Pass
n20	5825	Ant1	5925	-50.81	2	-48.81	Average	-27	Pass
n40	5755	Ant1	5650	-43.41	2	-41.41	Peak	-27	Pass
n40	5755	Ant1	5650	-50.93	2	-48.93	Average	-27	Pass





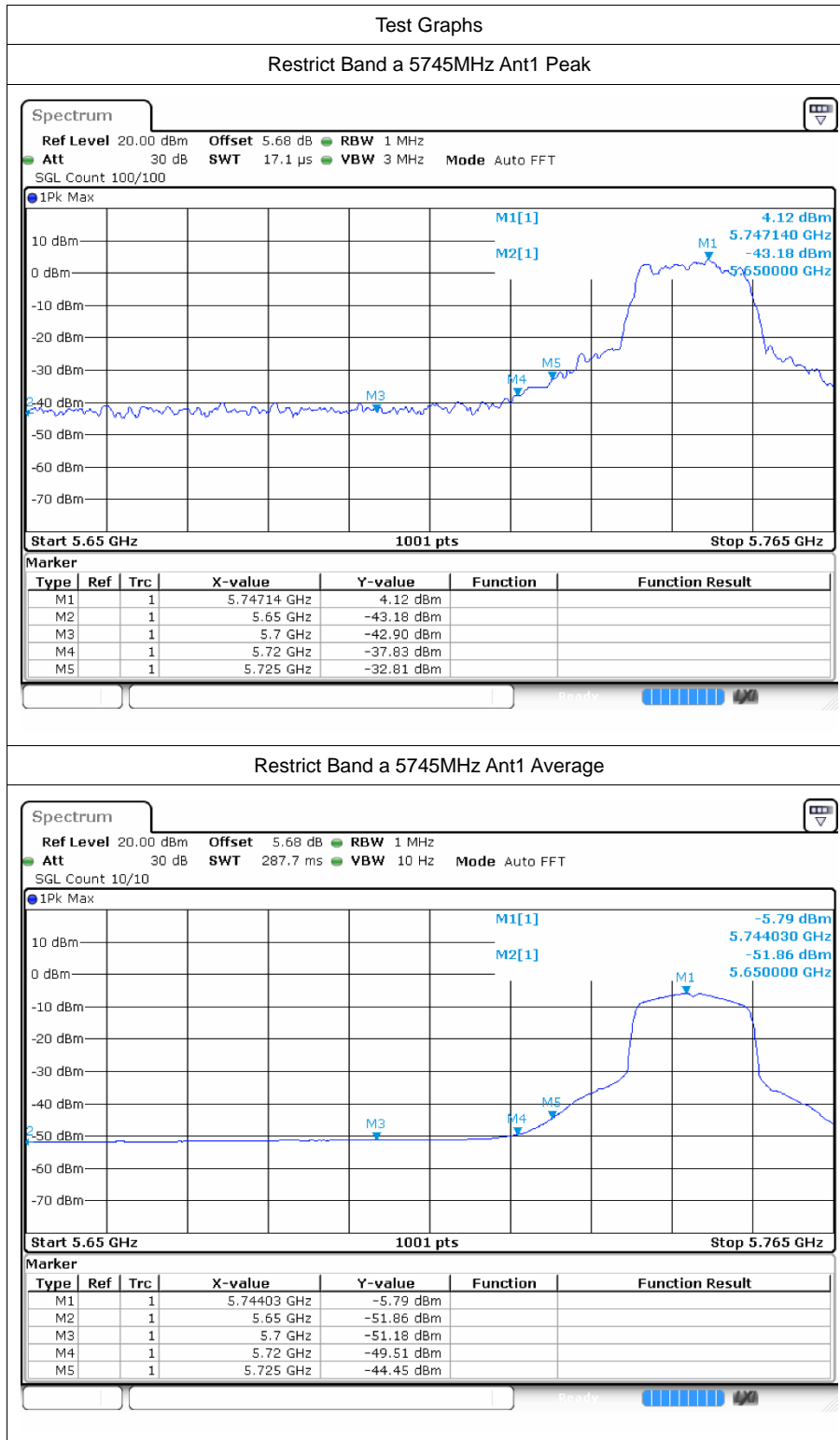
n40	5755	Ant1	5700	-41.93	2	-39.93	Peak	10	Pass
n40	5755	Ant1	5700	-49.91	2	-47.91	Average	10	Pass
n40	5755	Ant1	5720	-31.6	2	-29.6	Peak	15.6	Pass
n40	5755	Ant1	5720	-41.26	2	-39.26	Average	15.6	Pass
n40	5755	Ant1	5725	-29.15	2	-27.15	Peak	27	Pass
n40	5755	Ant1	5725	-38.62	2	-36.62	Average	27	Pass
n40	5795	Ant1	5850	-43.59	2	-41.59	Peak	27	Pass
n40	5795	Ant1	5850	-50.58	2	-48.58	Average	27	Pass
n40	5795	Ant1	5855	-41.62	2	-39.62	Peak	15.6	Pass
n40	5795	Ant1	5855	-50.16	2	-48.16	Average	15.6	Pass
n40	5795	Ant1	5875	-40.74	2	-38.74	Peak	10	Pass
n40	5795	Ant1	5875	-50.01	2	-48.01	Average	10	Pass
n40	5795	Ant1	5925	-41.54	2	-39.54	Peak	-27	Pass
n40	5795	Ant1	5925	-50	2	-48	Average	-27	Pass
ac20	5745	Ant1	5650	-40.2	2	-38.2	Peak	-27	Pass
ac20	5745	Ant1	5650	-51.85	2	-49.85	Average	-27	Pass
ac20	5745	Ant1	5700	-39.99	2	-37.99	Peak	10	Pass
ac20	5745	Ant1	5700	-51.17	2	-49.17	Average	10	Pass
ac20	5745	Ant1	5720	-38.63	2	-36.63	Peak	15.6	Pass
ac20	5745	Ant1	5720	-48.88	2	-46.88	Average	15.6	Pass
ac20	5745	Ant1	5725	-31.44	2	-29.44	Peak	27	Pass
ac20	5745	Ant1	5725	-42.72	2	-40.72	Average	27	Pass
ac20	5825	Ant1	5850	-40.93	2	-38.93	Peak	27	Pass
ac20	5825	Ant1	5850	-50.15	2	-48.15	Average	27	Pass
ac20	5825	Ant1	5855	-41.67	2	-39.67	Peak	15.6	Pass
ac20	5825	Ant1	5855	-50.97	2	-48.97	Average	15.6	Pass
ac20	5825	Ant1	5875	-42.08	2	-40.08	Peak	10	Pass
ac20	5825	Ant1	5875	-50.83	2	-48.83	Average	10	Pass
ac20	5825	Ant1	5925	-42.54	2	-40.54	Peak	-27	Pass
ac20	5825	Ant1	5925	-50.85	2	-48.85	Average	-27	Pass
ac40	5755	Ant1	5650	-42.07	2	-40.07	Peak	-27	Pass
ac40	5755	Ant1	5650	-50.74	2	-48.74	Average	-27	Pass
ac40	5755	Ant1	5700	-42.77	2	-40.77	Peak	10	Pass
ac40	5755	Ant1	5700	-49.89	2	-47.89	Average	10	Pass
ac40	5755	Ant1	5720	-32.79	2	-30.79	Peak	15.6	Pass
ac40	5755	Ant1	5720	-41.37	2	-39.37	Average	15.6	Pass
ac40	5755	Ant1	5725	-30.55	2	-28.55	Peak	27	Pass
ac40	5755	Ant1	5725	-38.8	2	-36.8	Average	27	Pass
ac40	5795	Ant1	5850	-41.41	2	-39.41	Peak	27	Pass
ac40	5795	Ant1	5850	-50.47	2	-48.47	Average	27	Pass
ac40	5795	Ant1	5855	-40.92	2	-38.92	Peak	15.6	Pass
ac40	5795	Ant1	5855	-50.1	2	-48.1	Average	15.6	Pass
ac40	5795	Ant1	5875	-40.95	2	-38.95	Peak	10	Pass

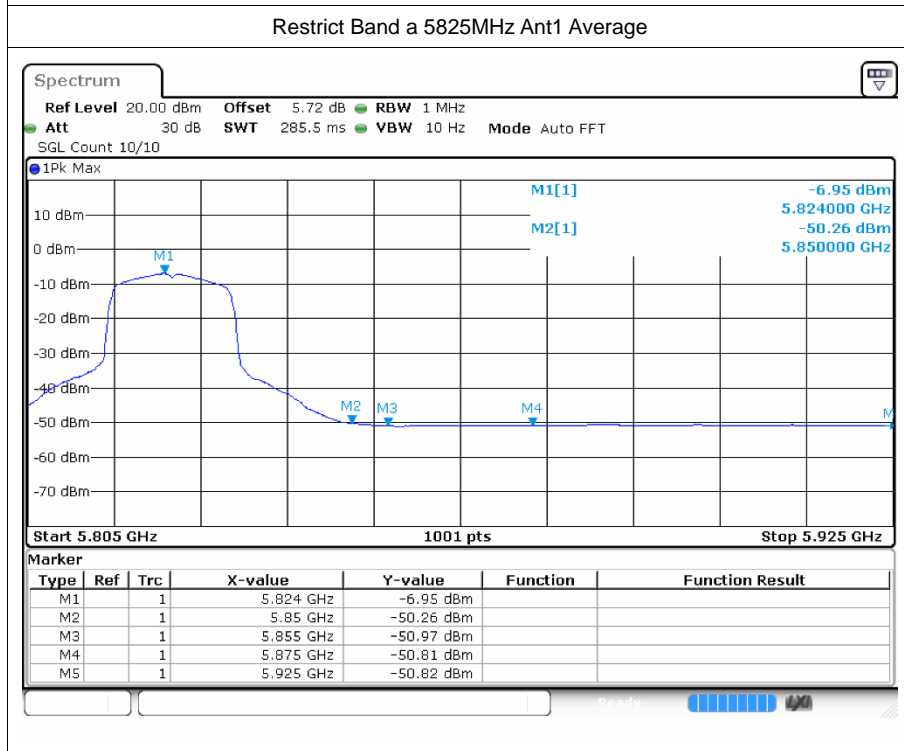
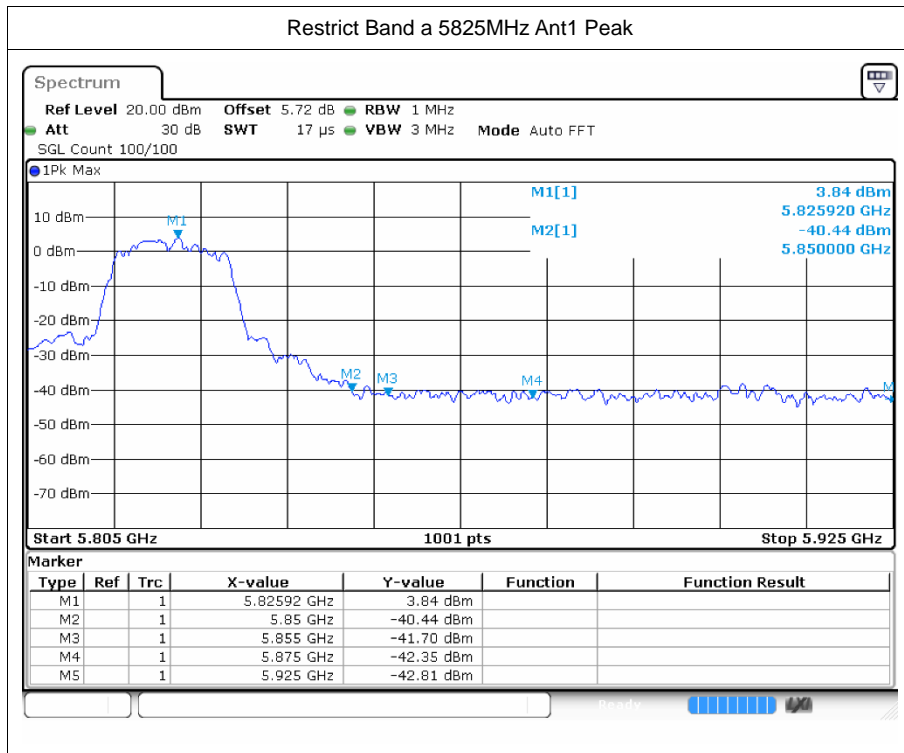


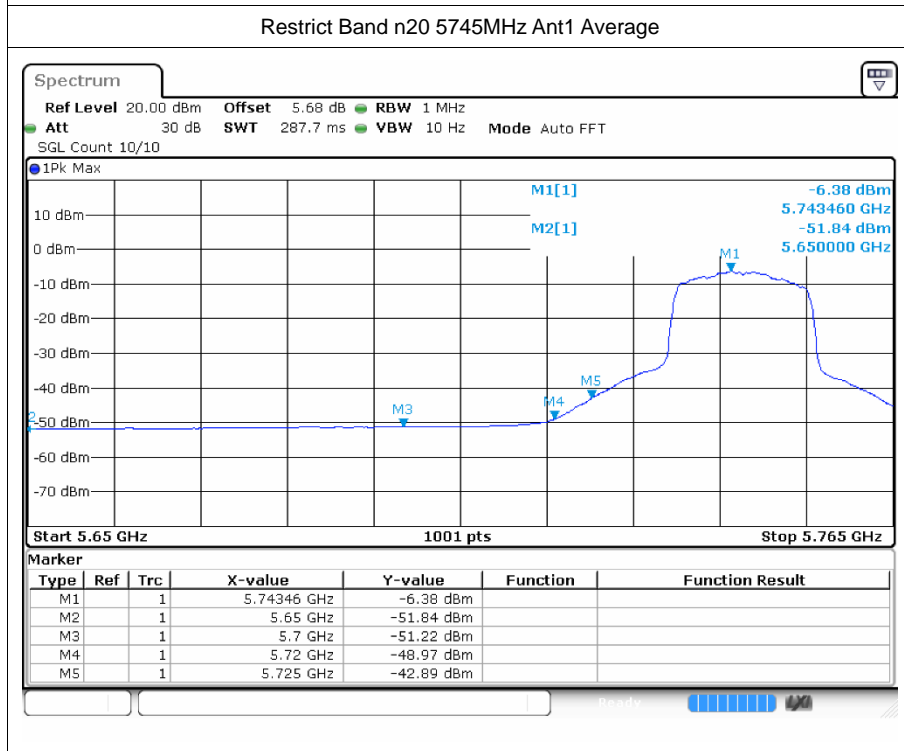
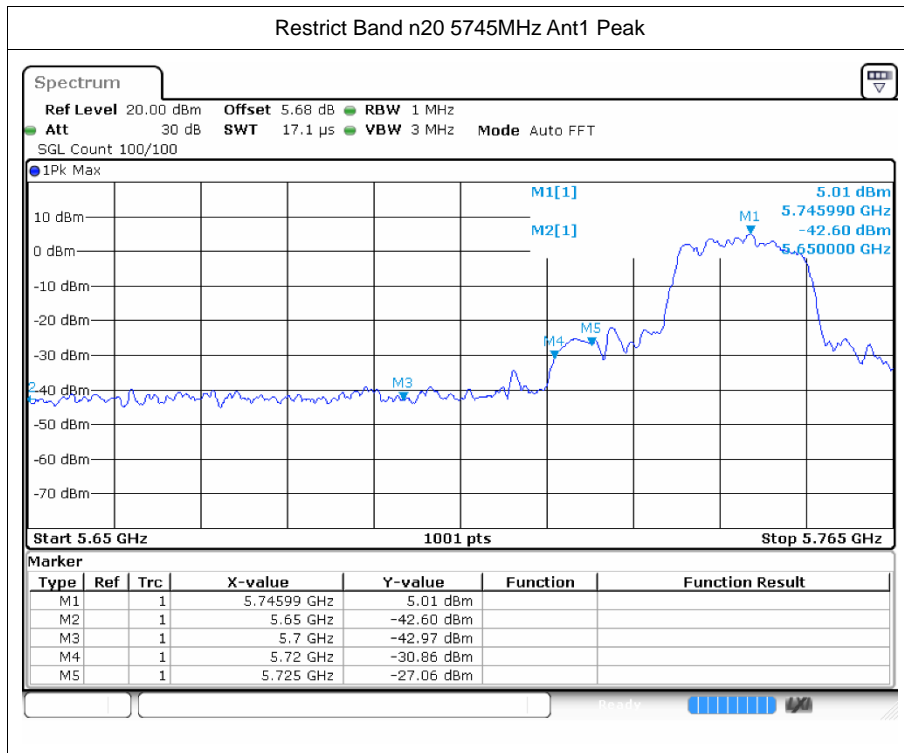
ac40	5795	Ant1	5875	-50.17	2	-48.17	Average	10	Pass
ac40	5795	Ant1	5925	-42.63	2	-40.63	Peak	-27	Pass
ac40	5795	Ant1	5925	-50.09	2	-48.09	Average	-27	Pass
ac80	5775	Ant1	5650	-42.24	2	-40.24	Peak	-27	Pass
ac80	5775	Ant1	5650	-49.77	2	-47.77	Average	-27	Pass
ac80	5775	Ant1	5700	-36.03	2	-34.03	Peak	10	Pass
ac80	5775	Ant1	5700	-44.4	2	-42.4	Average	10	Pass
ac80	5775	Ant1	5720	-33.01	2	-31.01	Peak	15.6	Pass
ac80	5775	Ant1	5720	-40.81	2	-38.81	Average	15.6	Pass
ac80	5775	Ant1	5850	-40.18	2	-38.18	Peak	27	Pass
ac80	5775	Ant1	5850	-47.99	2	-45.99	Average	27	Pass
ac80	5775	Ant1	5855	-40.88	2	-38.88	Peak	15.6	Pass
ac80	5775	Ant1	5855	-48.51	2	-46.51	Average	15.6	Pass
ac80	5775	Ant1	5875	-41.66	2	-39.66	Peak	10	Pass
ac80	5775	Ant1	5875	-49.72	2	-47.72	Average	10	Pass

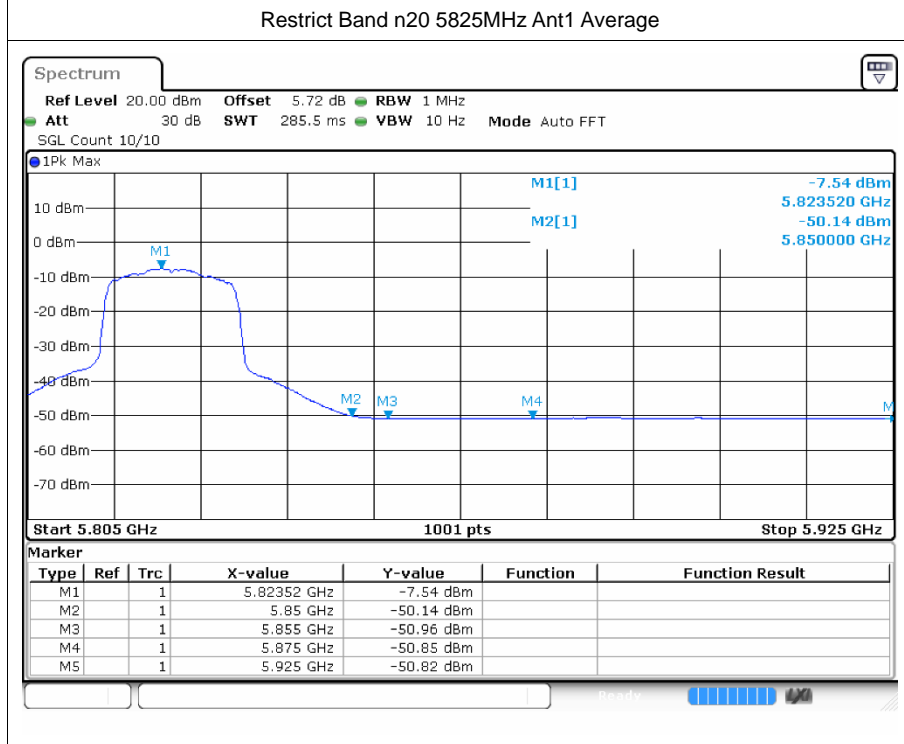
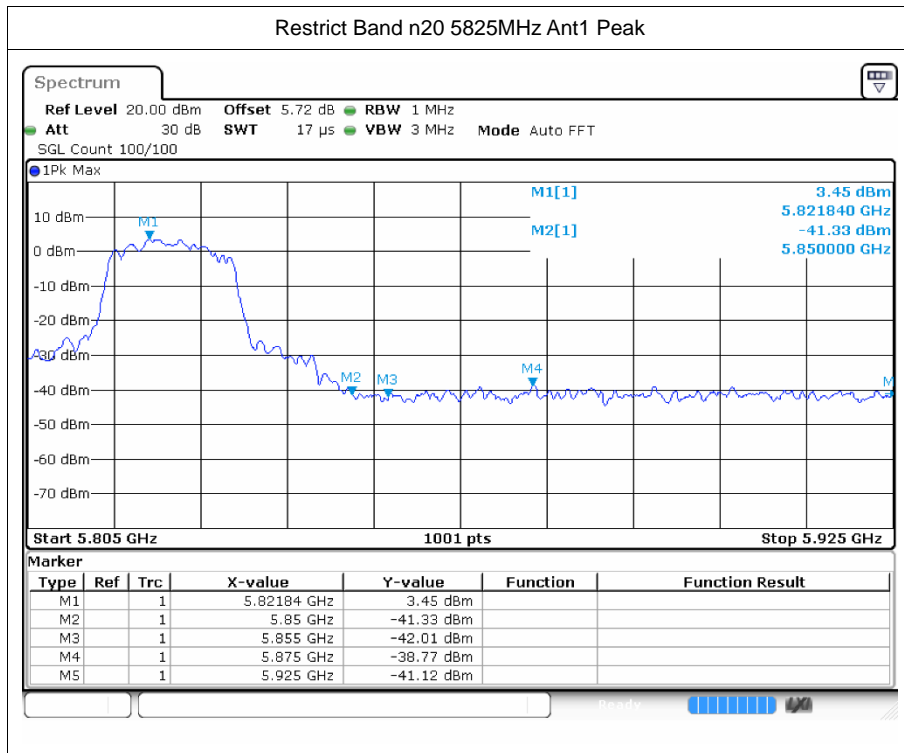


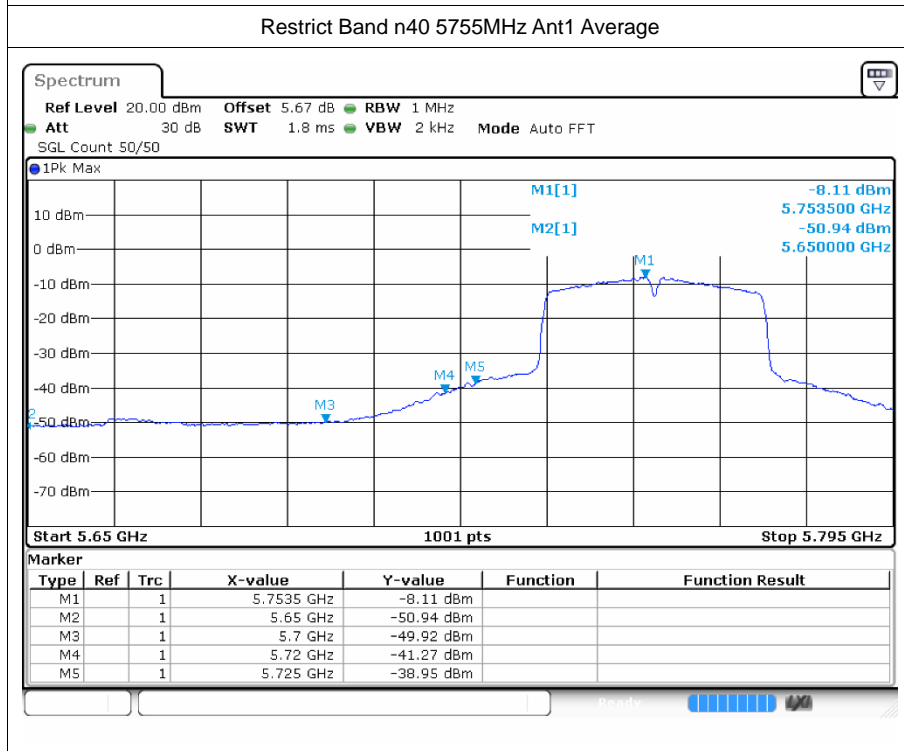
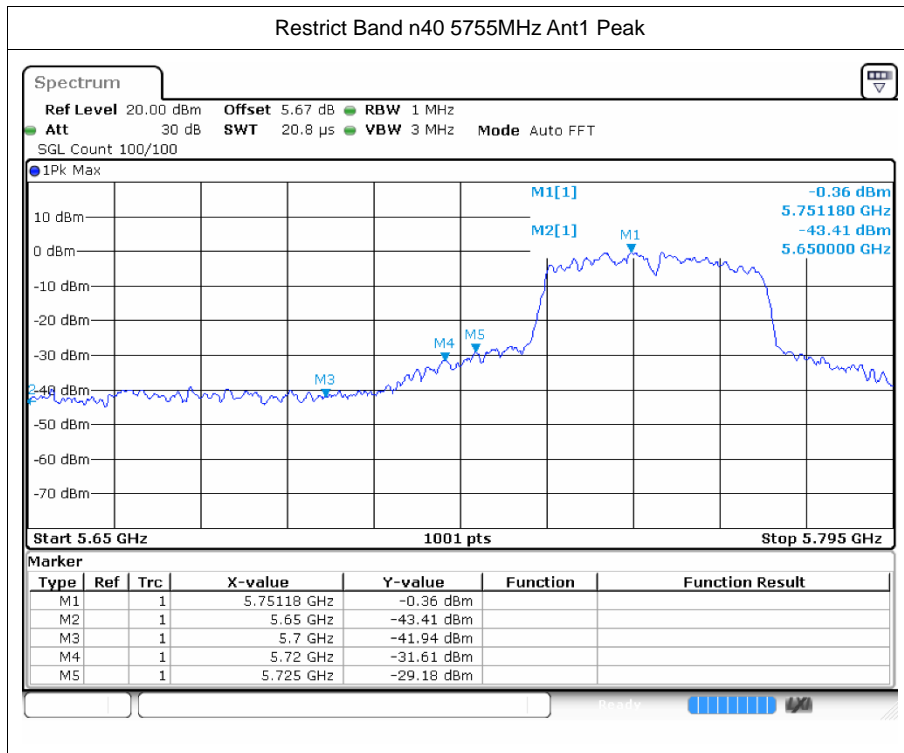
## 8.2 Test Graphs

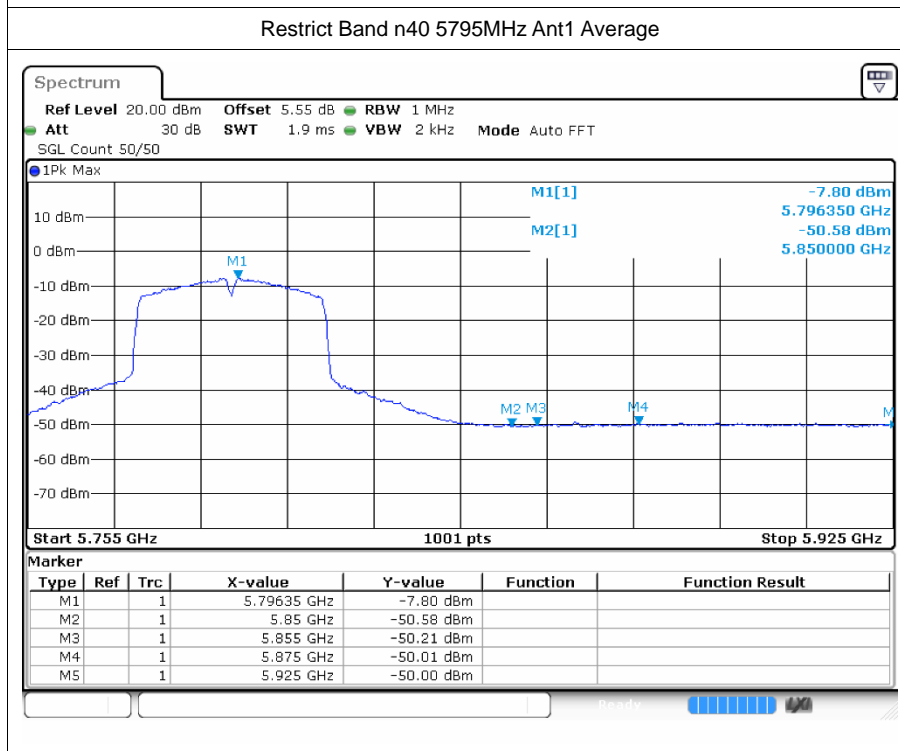
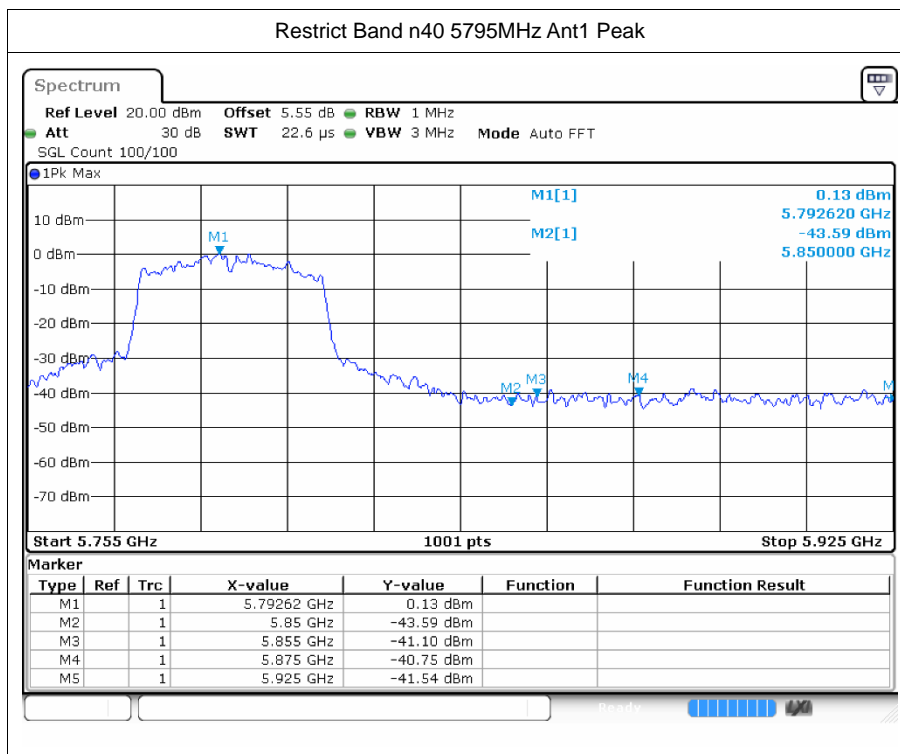




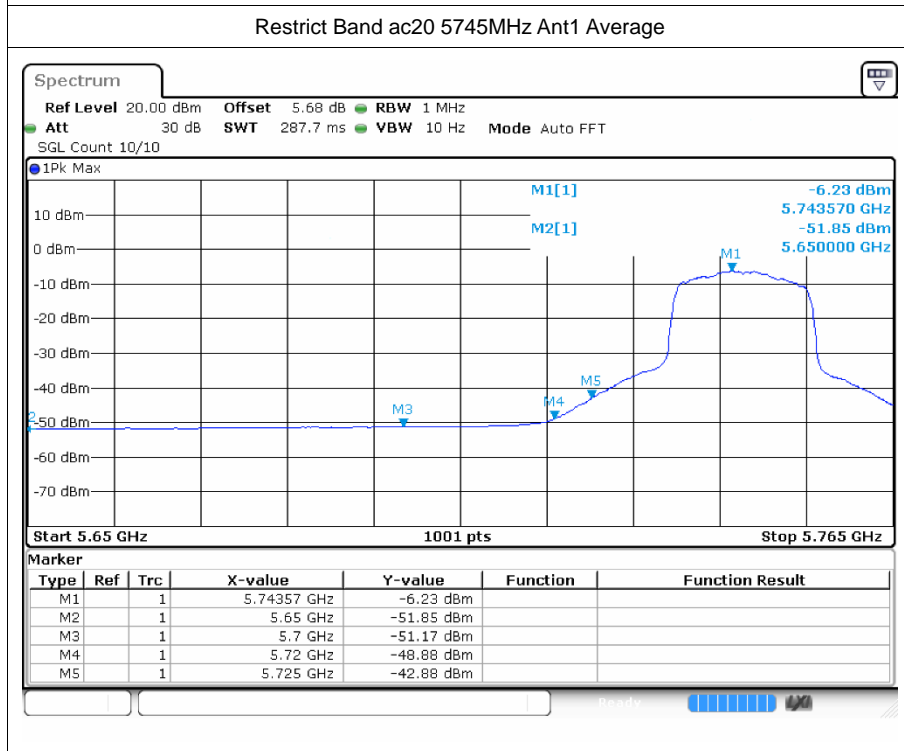
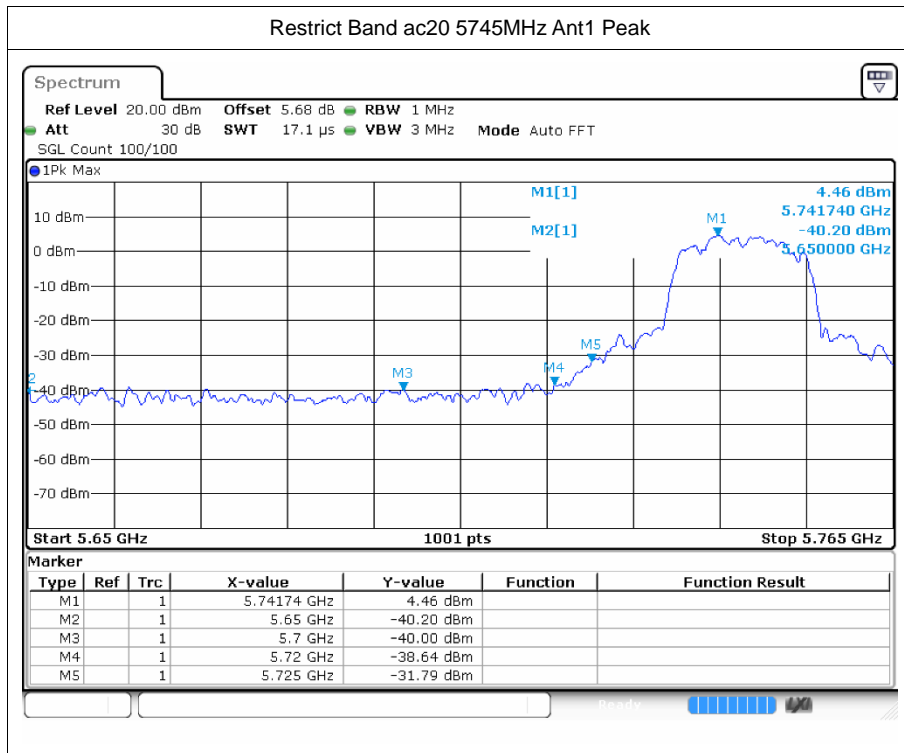


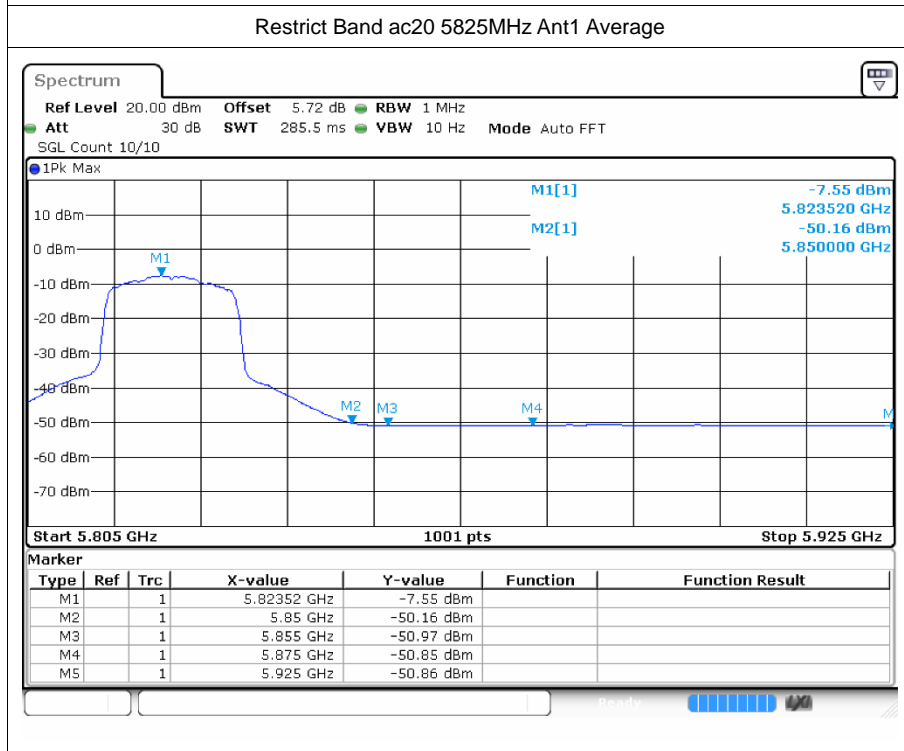
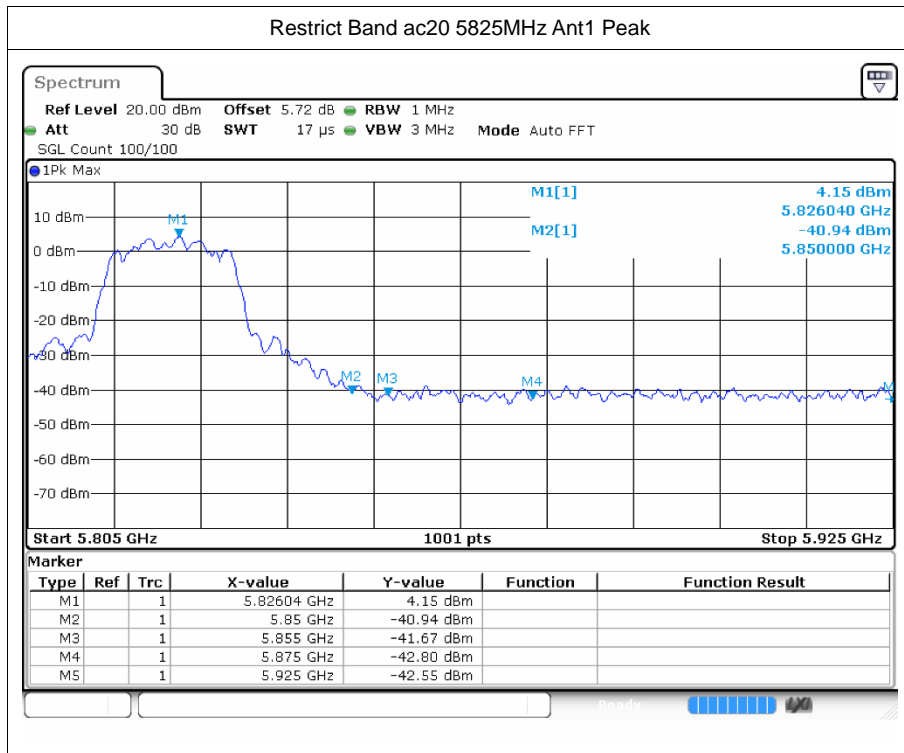


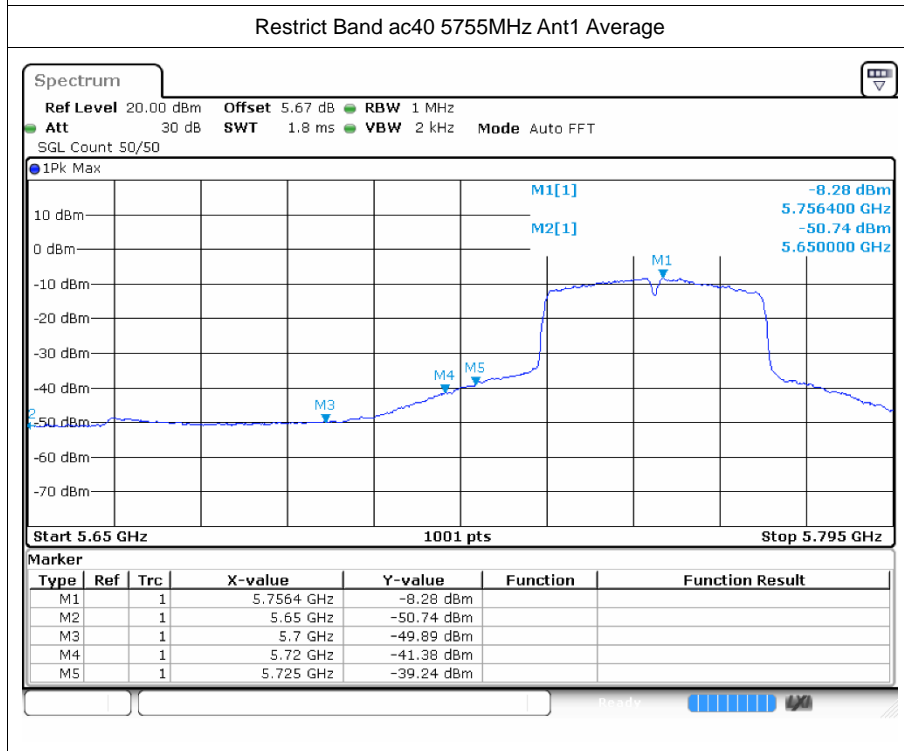
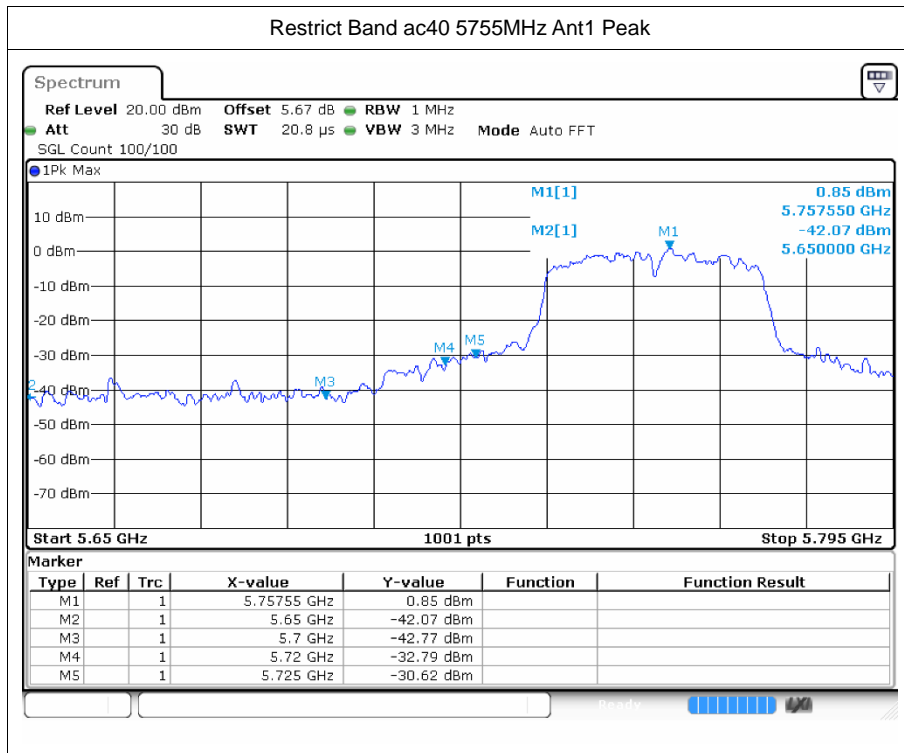


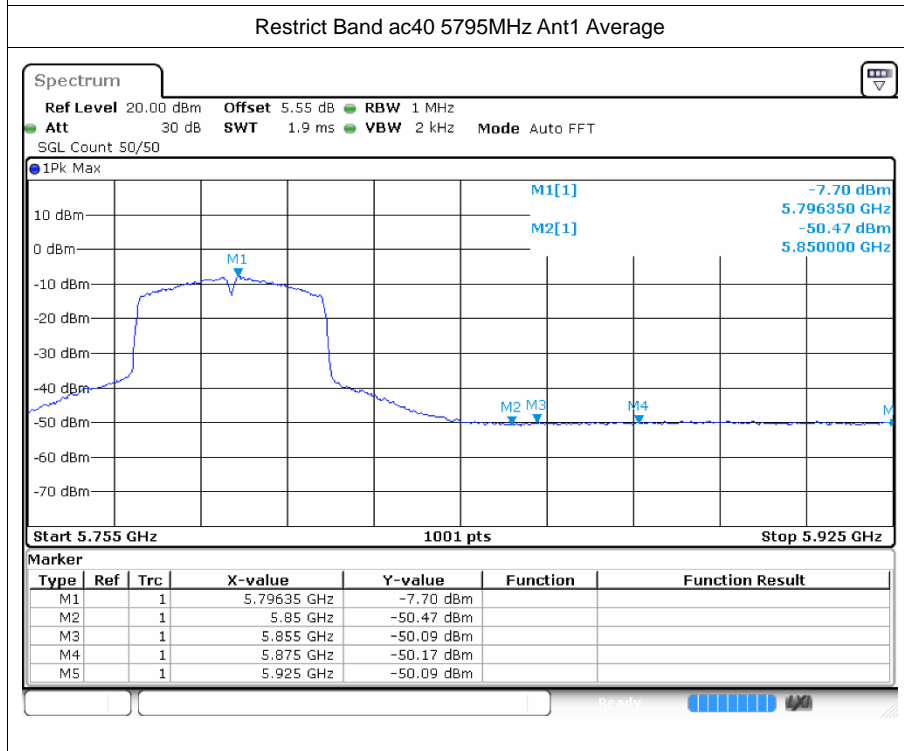
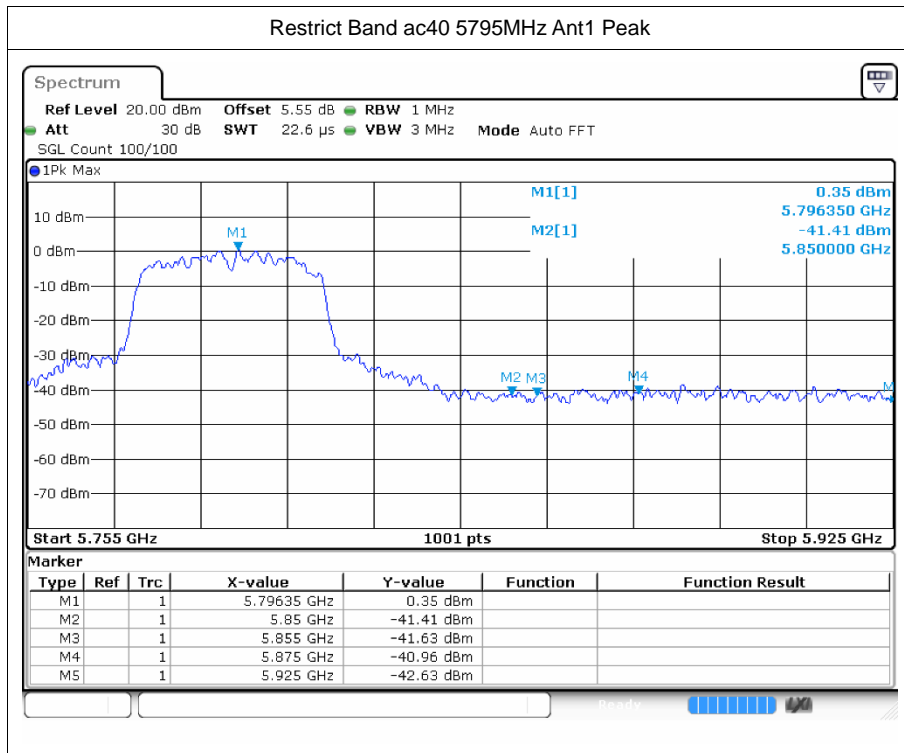


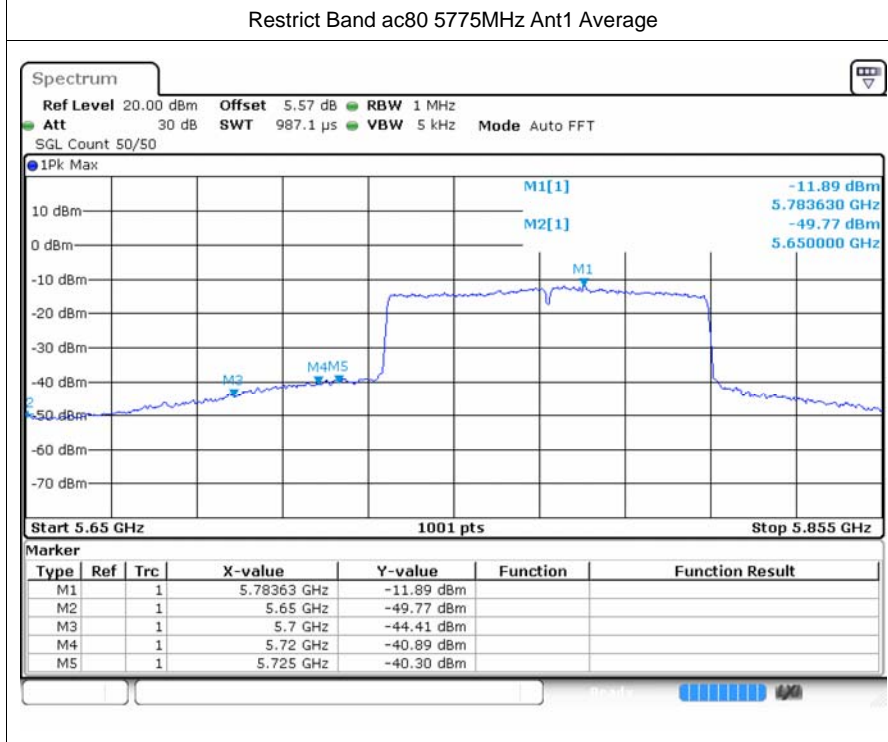
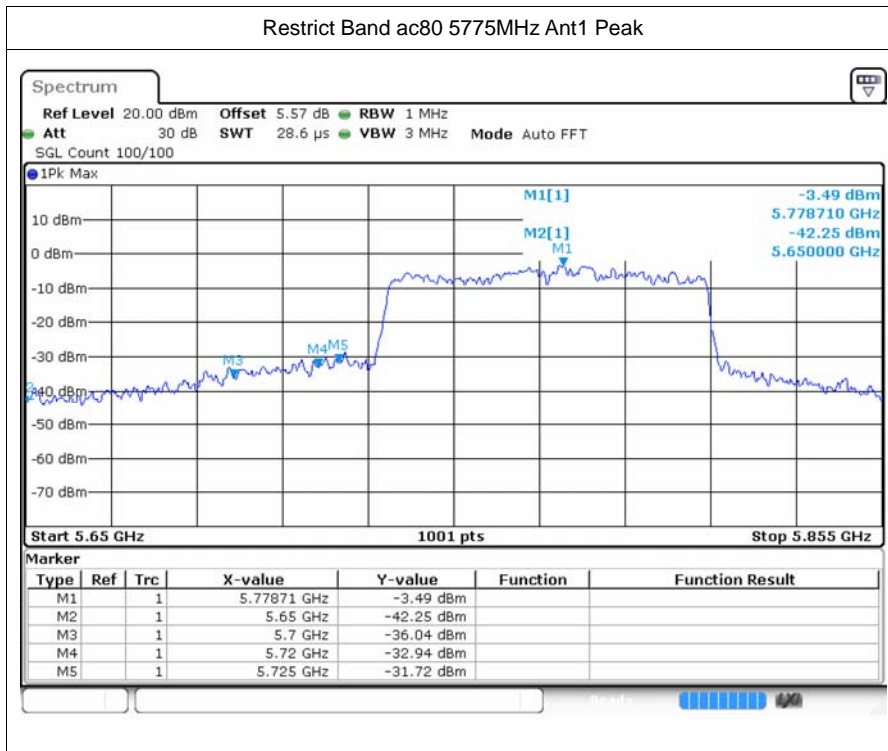


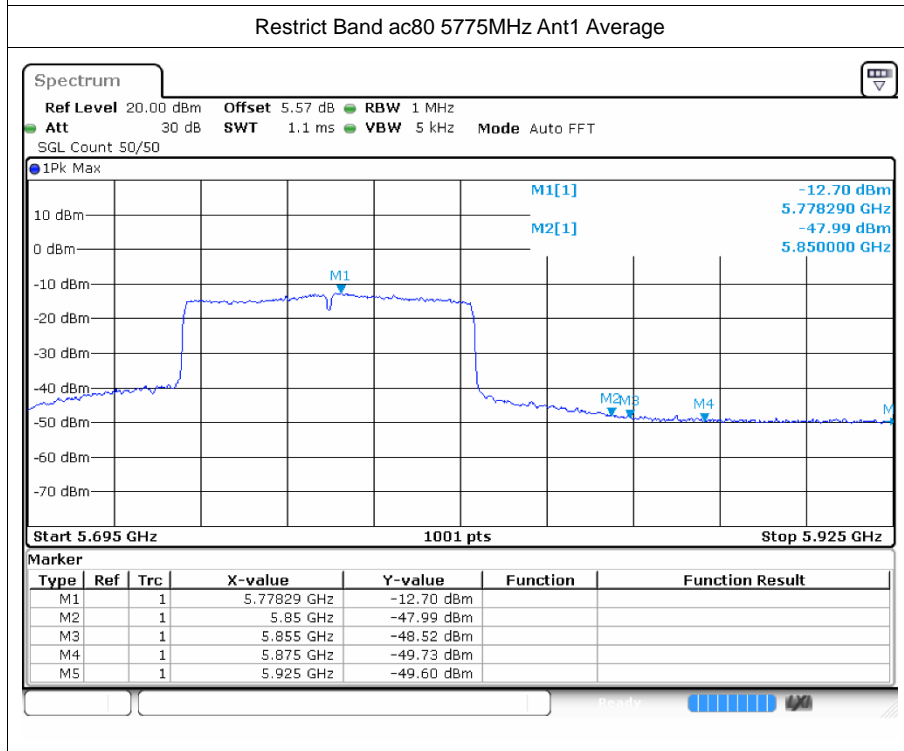
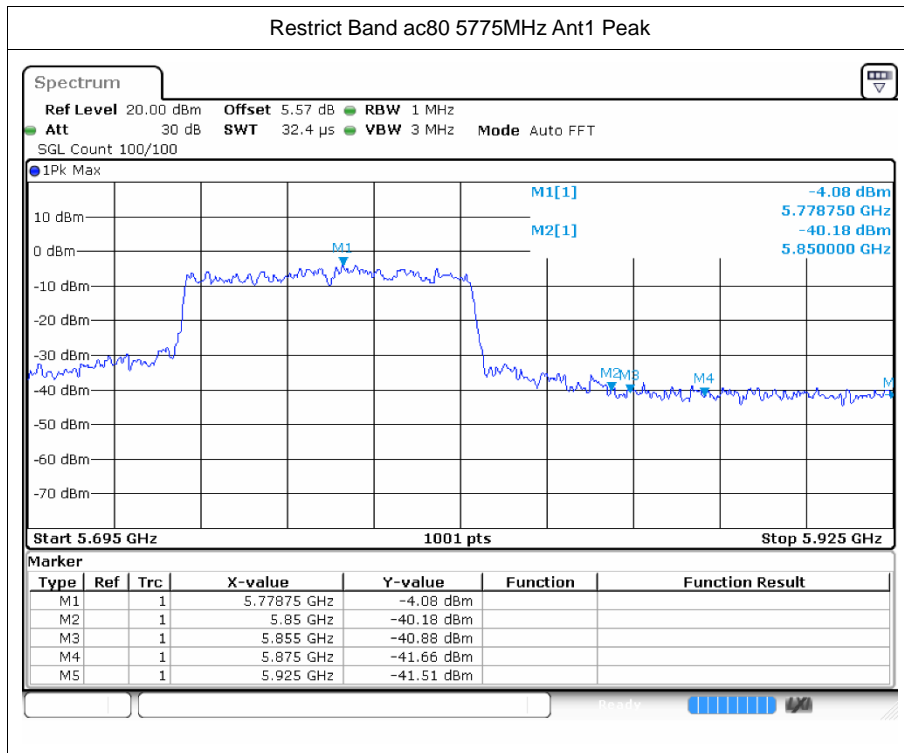












---The End---