


Appendix-WS200, WS300-Photos

1. Test Setup photos Model WS200, WS300

FCC ID: 2AHVL-WS


1.1 Photograph – Conducted Emission Test Setup

For Conducted Emission Test Site 1#
Model: WS300




1.2 Photograph – Radiated Emissions

For 9KHz-30MHz Test Site 2#
Model: WS300



Appendix-WS200, WS300-Photos

For 30MHz-1000MHz Test Site 2#
Model: WS300



For Above 1GHz Test Site 1#
Model: WS300

