

## Appendix-WS300-Photos


---

### 1. Photographs –Constructional Details

#### 1.1.EUT – External View Model WS300

FCC ID: 2AHVL-WS

Model: WS300



## Appendix-WS300-Photos



---





## Appendix-WS300-Photos

---



## Appendix-WS300-Photos

---

