


JWM62A_MODEL PLATE(80x80mm)



DESIGNED TO MOVE [YOU][®]

MODEL:JWM62A
JENSEN 3-ZONE WALL STEREO


+12V DC NEGATIVE. GROUND
Power Input: DC 12V, 10A
USB Output: DC 5V, 1A(max)
FCC ID: 2AHU2JWM62A

| PIN | COLOR | FUNCTION |
|-----|--------------------------|----------------------------|
| 1 | PINK/BLACK STRIPE | C-R- |
| 2 | PINK | C-R+ |
| 3 | DARK GREEN | C-L- |
| 4 | DARK GREEN/BLACK STRIPE | C-L+ |
| 5 | BROWN/BLACK STRIPE | B-L- |
| 6 | GRAY | A-FR- |
| 7 | GRAY/BLACK STRIPE | A-FR+ |
| 8 | NA | NA |
| 9 | WHITE/BLACK STRIPE | A-FL- |
| 10 | WHITE | A-FL+ |
| 11 | ORANGE | B-R+ |
| 12 | ORANGE/BLACK STRIPE | B-R- |
| 13 | BROWN | B-L- |
| 14 | BLUE | *AMP REMOTE(+12V DC 100mA) |
| 15 | RED | *12V DC SWITCHED |
| 16 | BLACK | GROUND |
| 17 | VIOLET | A-RR- |
| 18 | VIOLET/BLACK STRIPE | A-RR+ |
| 19 | LIGHT GREEN/BLACK STRIPE | A-RL- |
| 20 | LIGHT GREEN | A-RL+ |

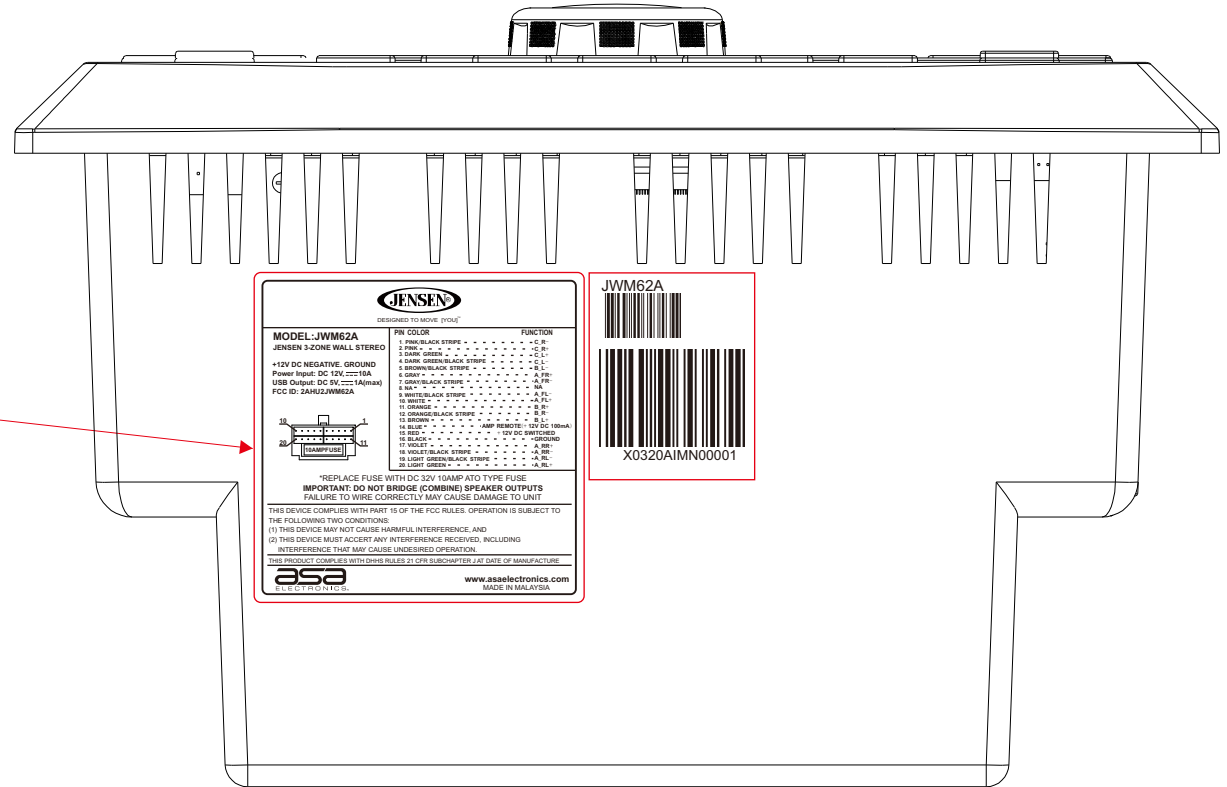
***REPLACE FUSE WITH DC 32V 10AMP ATO TYPE FUSE**
IMPORTANT: DO NOT BRIDGE (COMBINE) SPEAKER OUTPUTS
FAILURE TO WIRE CORRECTLY MAY CAUSE DAMAGE TO UNIT


THIS DEVICE COMPLIES WITH PART 15 OF THE FCC RULES. OPERATION IS SUBJECT TO THE FOLLOWING TWO CONDITIONS:
 (1) THIS DEVICE MAY NOT CAUSE HARMFUL INTERFERENCE, AND
 (2) THIS DEVICE MUST ACCERT ANY INTERFERENCE RECEIVED, INCLUDING INTERFERENCE THAT MAY CAUSE UNDESIRED OPERATION.

THIS PRODUCT COMPLIES WITH DHHS RULES 21 CFR SUBCHAPTER J AT DATE OF MANUFACTURE



www.asaelectronics.com
MADE IN MALAYSIA





DESIGNED TO MOVE [YOU][®]

MODEL:JWM62A
JENSEN 3-ZONE WALL STEREO


+12V DC NEGATIVE. GROUND
Power Input: DC 12V, 10A
USB Output: DC 5V, 1A(max)
FCC ID: 2AHU2JWM62A

| PIN | COLOR | FUNCTION |
|-----|--------------------------|----------------------------|
| 1 | PINK/BLACK STRIPE | C-R- |
| 2 | PINK | C-R+ |
| 3 | DARK GREEN | C-L- |
| 4 | DARK GREEN/BLACK STRIPE | C-L+ |
| 5 | BROWN/BLACK STRIPE | B-L- |
| 6 | GRAY | A-FR- |
| 7 | GRAY/BLACK STRIPE | A-FR+ |
| 8 | NA | NA |
| 9 | WHITE/BLACK STRIPE | A-FL- |
| 10 | WHITE | A-FL+ |
| 11 | ORANGE | B-R+ |
| 12 | ORANGE/BLACK STRIPE | B-R- |
| 13 | BROWN | B-L- |
| 14 | BLUE | *AMP REMOTE(+12V DC 100mA) |
| 15 | RED | *12V DC SWITCHED |
| 16 | BLACK | GROUND |
| 17 | VIOLET | A-RR- |
| 18 | VIOLET/BLACK STRIPE | A-RR+ |
| 19 | LIGHT GREEN/BLACK STRIPE | A-RL- |
| 20 | LIGHT GREEN | A-RL+ |

***REPLACE FUSE WITH DC 32V 10AMP ATO TYPE FUSE**
IMPORTANT: DO NOT BRIDGE (COMBINE) SPEAKER OUTPUTS
FAILURE TO WIRE CORRECTLY MAY CAUSE DAMAGE TO UNIT

THIS DEVICE COMPLIES WITH PART 15 OF THE FCC RULES. OPERATION IS SUBJECT TO THE FOLLOWING TWO CONDITIONS:
 (1) THIS DEVICE MAY NOT CAUSE HARMFUL INTERFERENCE, AND
 (2) THIS DEVICE MUST ACCERT ANY INTERFERENCE RECEIVED, INCLUDING INTERFERENCE THAT MAY CAUSE UNDESIRED OPERATION.

THIS PRODUCT COMPLIES WITH DHHS RULES 21 CFR SUBCHAPTER J AT DATE OF MANUFACTURE



www.asaelectronics.com
MADE IN MALAYSIA

JWM62A




X0320AIMN00001