
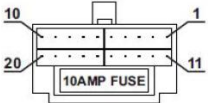


Label Location



DESIGNED TO MOVE [YOU]™


<p>MODEL: JWM41 JENSEN 2-ZONE WALL STEREO</p> <p>+12V DC NEGATIVE GROUND Power Input: DC 12V, 10A USB Output: DC 5V, 1A(max) FCC ID: 2AHU2JWM41</p>	<table border="1" style="width: 100%; border-collapse: collapse;"> <thead> <tr> <th style="text-align: left;">PIN COLOR</th> <th style="text-align: left;">FUNCTION</th> </tr> </thead> <tbody> <tr><td>1. VIOLET/BLACK</td><td>RIGHT(B) SPEAKER -</td></tr> <tr><td>2. VIOLET</td><td>RIGHT(B) SPEAKER +</td></tr> <tr><td>3. GREEN</td><td>LEFT(B) SPEAKER +</td></tr> <tr><td>4. GREEN/BLACK</td><td>LEFT(B) SPEAKER -</td></tr> <tr><td>5. N/A</td><td></td></tr> <tr><td>6. GRAY</td><td>RIGHT(A) SPEAKER +</td></tr> <tr><td>7. GRAY/BLACK</td><td>RIGHT(A) SPEAKER -</td></tr> <tr><td>8. N/A</td><td></td></tr> <tr><td>9. WHITE/BLACK</td><td>LEFT(A) SPEAKER -</td></tr> <tr><td>10. WHITE</td><td>LEFT(A) SPEAKER +</td></tr> <tr><td>11. N/A</td><td></td></tr> <tr><td>12. N/A</td><td></td></tr> <tr><td>13. N/A</td><td></td></tr> <tr><td>14. BLUE</td><td>AMP REMOTE(+12V DC 100MA)</td></tr> <tr><td>15. RED</td><td>+12V DC SWITCHED</td></tr> <tr><td>16. BLACK</td><td>GROUND</td></tr> <tr><td>17. N/A</td><td></td></tr> <tr><td>18. N/A</td><td></td></tr> <tr><td>19. N/A</td><td></td></tr> <tr><td>20. N/A</td><td></td></tr> </tbody> </table>	PIN COLOR	FUNCTION	1. VIOLET/BLACK	RIGHT(B) SPEAKER -	2. VIOLET	RIGHT(B) SPEAKER +	3. GREEN	LEFT(B) SPEAKER +	4. GREEN/BLACK	LEFT(B) SPEAKER -	5. N/A		6. GRAY	RIGHT(A) SPEAKER +	7. GRAY/BLACK	RIGHT(A) SPEAKER -	8. N/A		9. WHITE/BLACK	LEFT(A) SPEAKER -	10. WHITE	LEFT(A) SPEAKER +	11. N/A		12. N/A		13. N/A		14. BLUE	AMP REMOTE(+12V DC 100MA)	15. RED	+12V DC SWITCHED	16. BLACK	GROUND	17. N/A		18. N/A		19. N/A		20. N/A	
PIN COLOR	FUNCTION																																										
1. VIOLET/BLACK	RIGHT(B) SPEAKER -																																										
2. VIOLET	RIGHT(B) SPEAKER +																																										
3. GREEN	LEFT(B) SPEAKER +																																										
4. GREEN/BLACK	LEFT(B) SPEAKER -																																										
5. N/A																																											
6. GRAY	RIGHT(A) SPEAKER +																																										
7. GRAY/BLACK	RIGHT(A) SPEAKER -																																										
8. N/A																																											
9. WHITE/BLACK	LEFT(A) SPEAKER -																																										
10. WHITE	LEFT(A) SPEAKER +																																										
11. N/A																																											
12. N/A																																											
13. N/A																																											
14. BLUE	AMP REMOTE(+12V DC 100MA)																																										
15. RED	+12V DC SWITCHED																																										
16. BLACK	GROUND																																										
17. N/A																																											
18. N/A																																											
19. N/A																																											
20. N/A																																											



*REPLACE FUSE WITH DC 32V 10AMP ATO TYPE FUSE
IMPORTANT: DO NOT BRIDGE (COMBINE) SPEAKER OUTPUTS
 FAILURE TO WIRE CORRECTLY MAY CAUSE DAMAGE TO UNIT

THIS DEVICE COMPLIES WITH PART 15 OF THE FCC RULES. OPERATION IS SUBJECT TO THE FOLLOWING TWO CONDITIONS:
 (1) THIS DEVICE MAY NOT CAUSE HARMFUL INTERFERENCE, AND
 (2) THIS DEVICE MUST ACCEPT ANY INTERFERENCE RECEIVED, INCLUDING INTERFERENCE THAT MAY CAUSE UNDESIRE OPERATION.

THIS PRODUCT COMPLIES WITH DHHS RULES 21 CFR SUBCHAPTER J AT DATE OF MANUFACTURE



www.asaelectronics.com

MADE IN CHINA

