
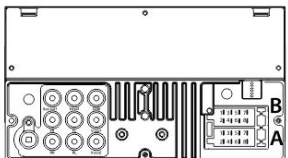


Label & label location



DESIGNED TO MOVE [YOU]™

<p><b>MODEL: JRV4100</b>  <b>AM/FM/AUX/BT</b>                  +12V DC NEGATIVE GROUND                  Power Input: DC 12V, 15A                  USB Output: DC 5V, 1A(max)                  Patent Pending                  FCC ID: 2AHU2-JRV4100</p> 	<table border="1" style="width: 100%; border-collapse: collapse;"> <thead> <tr> <th style="text-align: left;">PIN</th> <th style="text-align: left;">COLOR</th> <th style="text-align: left;">FUNCTION</th> </tr> </thead> <tbody> <tr><td>B1</td><td>PURPLE/BLACK STRIPE</td><td>RR+</td></tr> <tr><td>B2</td><td>PURPLE</td><td>RR-</td></tr> <tr><td>B3</td><td>GRAY/BLACK STRIPE</td><td>FR+</td></tr> <tr><td>B4</td><td>GRAY</td><td>FR-</td></tr> <tr><td>B5</td><td>WHITE/BLACK STRIPE</td><td>FL+</td></tr> <tr><td>B6</td><td>WHITE</td><td>FL-</td></tr> <tr><td>B7</td><td>GREEN/BLACK STRIPE</td><td>RL+</td></tr> <tr><td>B8</td><td>GREEN</td><td>RL-</td></tr> <tr><td colspan="3"> </td></tr> <tr><td>A1</td><td>N/A</td><td></td></tr> <tr><td>A2</td><td>N/A</td><td></td></tr> <tr><td>A3</td><td>N/A</td><td></td></tr> <tr><td>A4</td><td>YELLOW</td><td>BATTERY</td></tr> <tr><td>A5</td><td>BLUE/WHITE</td><td>POWER CONTROL</td></tr> <tr><td>A6</td><td>RED</td><td>IGNITION(ACC)</td></tr> <tr><td>A7</td><td>N/A</td><td></td></tr> <tr><td>A8</td><td>BLACK</td><td>GROUND</td></tr> </tbody> </table>	PIN	COLOR	FUNCTION	B1	PURPLE/BLACK STRIPE	RR+	B2	PURPLE	RR-	B3	GRAY/BLACK STRIPE	FR+	B4	GRAY	FR-	B5	WHITE/BLACK STRIPE	FL+	B6	WHITE	FL-	B7	GREEN/BLACK STRIPE	RL+	B8	GREEN	RL-				A1	N/A		A2	N/A		A3	N/A		A4	YELLOW	BATTERY	A5	BLUE/WHITE	POWER CONTROL	A6	RED	IGNITION(ACC)	A7	N/A		A8	BLACK	GROUND
PIN	COLOR	FUNCTION																																																					
B1	PURPLE/BLACK STRIPE	RR+																																																					
B2	PURPLE	RR-																																																					
B3	GRAY/BLACK STRIPE	FR+																																																					
B4	GRAY	FR-																																																					
B5	WHITE/BLACK STRIPE	FL+																																																					
B6	WHITE	FL-																																																					
B7	GREEN/BLACK STRIPE	RL+																																																					
B8	GREEN	RL-																																																					
A1	N/A																																																						
A2	N/A																																																						
A3	N/A																																																						
A4	YELLOW	BATTERY																																																					
A5	BLUE/WHITE	POWER CONTROL																																																					
A6	RED	IGNITION(ACC)																																																					
A7	N/A																																																						
A8	BLACK	GROUND																																																					

\*REPLACE FUSE WITH DC 32V 10AMP ATO TYPE FUSE  
 IMPORTANT: DO NOT BRIDGE (COMBINE) SPEAKER OUTPUTS  
 FAILURE TO WIRE CORRECTLY MAY CAUSE DAMAGE TO UNIT

---


THIS DEVICE COMPLIES WITH PART 15 OF THE FCC RULES. OPERATION IS SUBJECT TO THE FOLLOWING TWO CONDITIONS:

(1) THIS DEVICE MAY NOT CAUSE HARMFUL INTERFERENCE, AND

(2) THIS DEVICE MUST ACCERT ANY INTERFERENCE RECEIVED, INCLUDING INTERFERENCE THAT MAY CAUSE UNDESIRED OPERATION.

---

THIS PRODUCT COMPLIES WITH DHHS RULES 21 CFR SUBCHAPTER J AT DATE OF MANUFACTURE



[www.asaelectronics.com](http://www.asaelectronics.com)  
MADE IN CHINA

