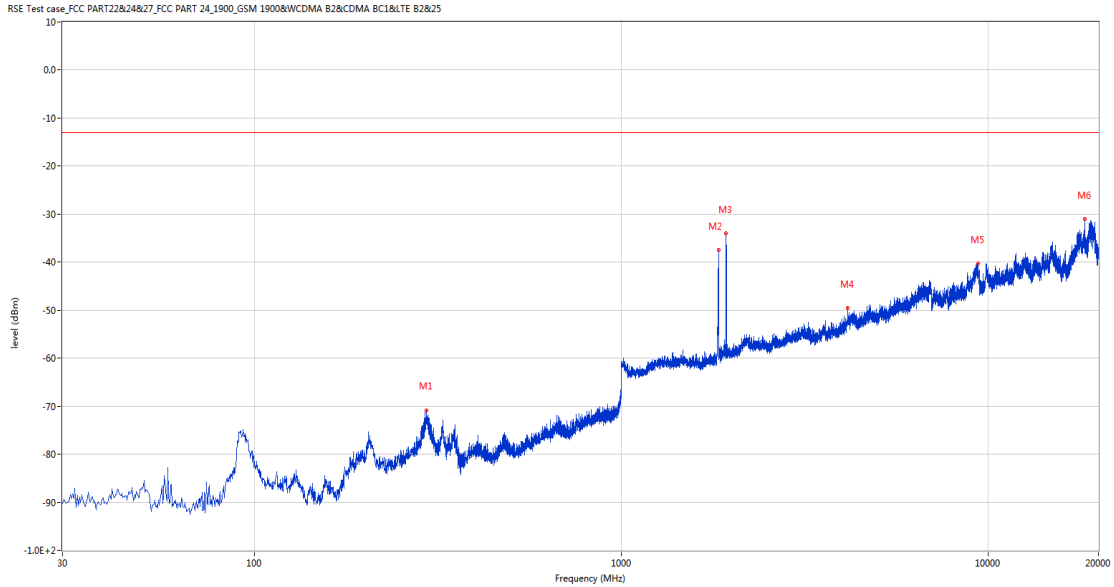


## **Annex A.7. Field Strength of Spurious Radiation**

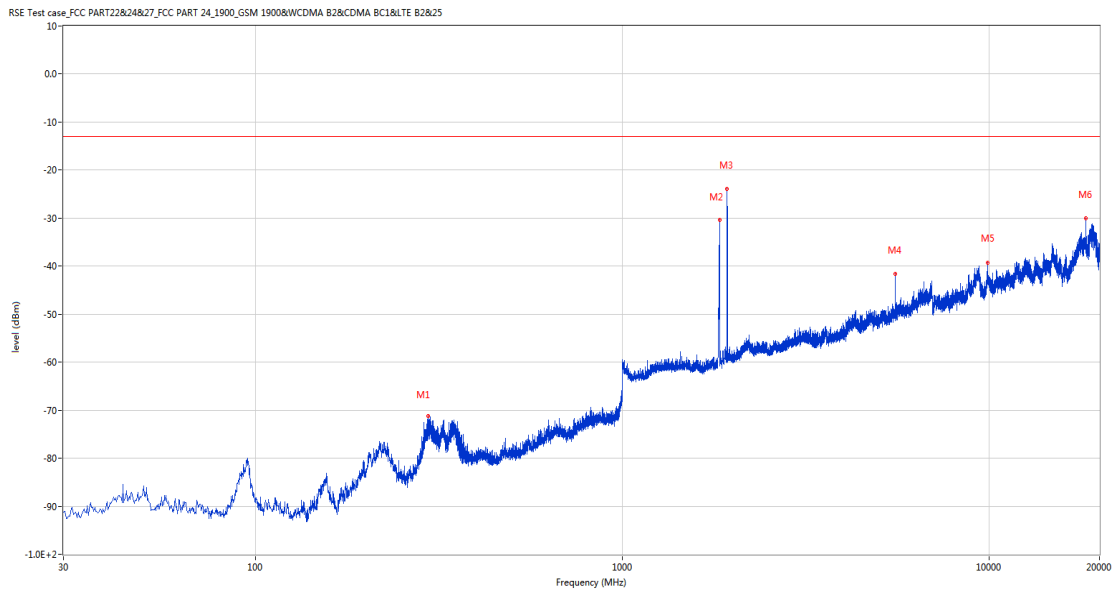
WCDMA  
 1 WCDMA Band 2  
 1.1 WCDMA Band 2 Low Channel

RSE-V&H WCDMA Band 2 CH9262



Frequency (MHz)	Result (dBm)	Factor (dB)	PK Limit (dBm)	Over Limit (dB)	Table (o)	ANT	EUT	Verdict
294.082	-70.84	-13.26	-13.0	-57.84	67.00	Vertical	Horizontal	Pass
1843.000	-37.53	-1.57	-13.0	-24.53	137.00	Vertical	Horizontal	N/A
1933.500	-33.96	-2.17	-13.0	-20.96	219.00	Vertical	Horizontal	N/A
4144.000	-49.53	6.70	-13.0	-36.53	200.00	Vertical	Horizontal	Pass
9396.312	-40.36	36.47	-13.0	-27.36	293.00	Vertical	Horizontal	Pass
18359.687	-31.10	44.69	-13.0	-18.10	183.00	Vertical	Horizontal	Pass

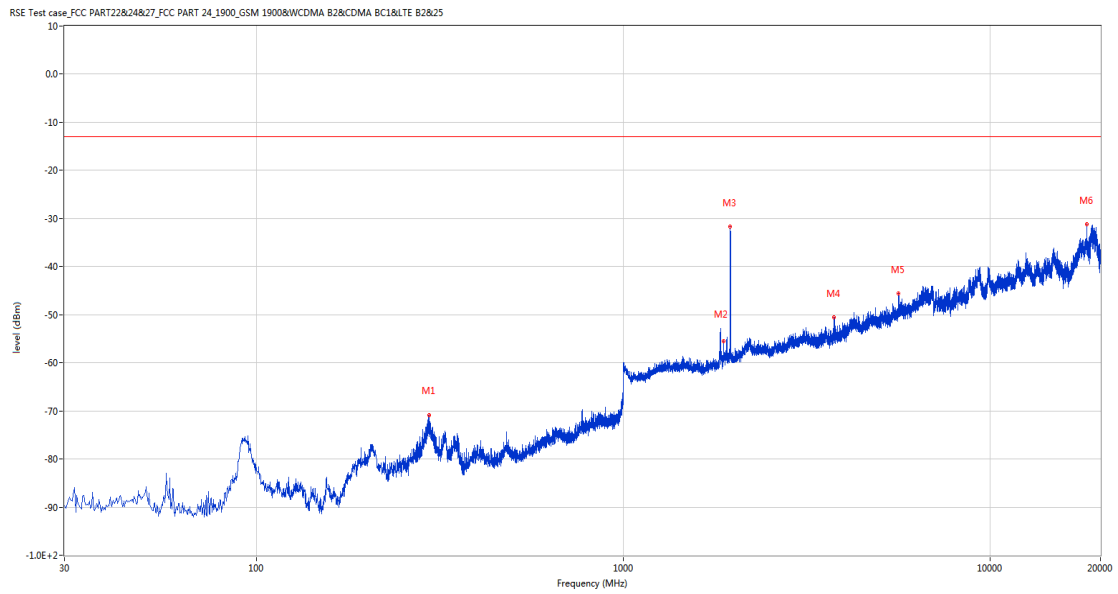
RSE-H&H WCDMA Band 2 CH9262



Frequency (MHz)	Result (dBm)	Factor (dB)	PK Limit (dBm)	Over Limit (dB)	Table (o)	ANT	EUT	Verdict
295.780	-71.21	-13.10	-13.0	-58.21	88.00	Horizontal	Horizontal	Pass
1842.500	-30.43	-1.58	-13.0	-17.43	239.00	Horizontal	Horizontal	N/A
1933.000	-23.89	-2.17	-13.0	-10.89	152.00	Horizontal	Horizontal	N/A
5561.000	-41.66	9.79	-13.0	-28.66	209.00	Horizontal	Horizontal	Pass
9909.500	-39.24	36.13	-13.0	-26.24	9.00	Horizontal	Horizontal	Pass
18359.687	-30.01	44.69	-13.0	-17.01	103.00	Horizontal	Horizontal	Pass

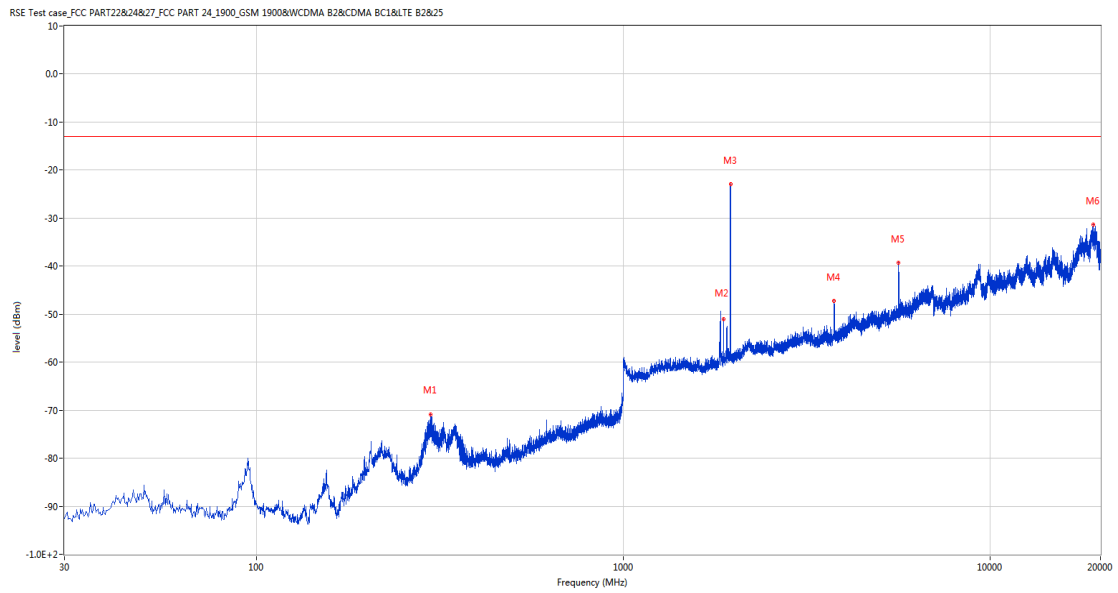
## 1.2 WCDMA Band 2 Middle Channel

### RSE-V&H WCDMA Band 2 CH9400



Frequency (MHz)	Result (dBm)	Factor (dB)	PK Limit (dBm)	Over Limit (dB)	Table (o)	ANT	EUT	Verdict
295.295	-70.82	-13.11	-13.0	-57.82	72.00	Vertical	Horizontal	Pass
1881.000	-55.49	-1.34	-13.0	-42.49	37.00	Vertical	Horizontal	N/A
1960.000	-31.74	-1.46	-13.0	-18.74	222.00	Vertical	Horizontal	N/A
3762.000	-50.61	5.23	-13.0	-37.61	155.00	Vertical	Horizontal	Pass
5640.000	-45.61	10.50	-13.0	-32.61	266.00	Vertical	Horizontal	Pass
18361.500	-31.18	44.44	-13.0	-18.18	255.00	Vertical	Horizontal	Pass

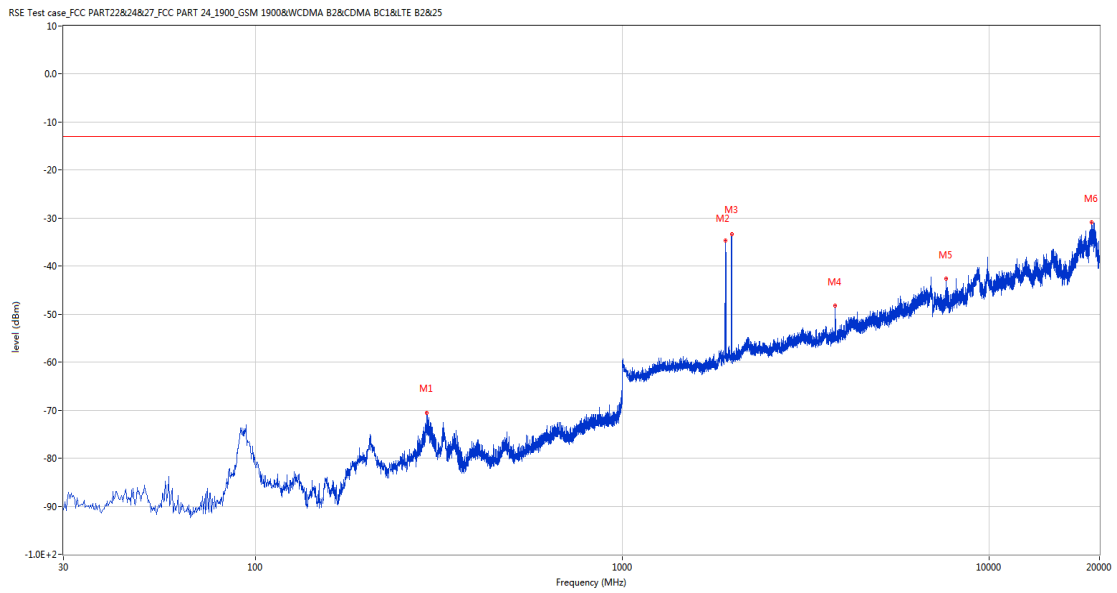
## RSE-H&H WCDMA Band 2 CH9400



Frequency (MHz)	Result (dBm)	Factor (dB)	PK Limit (dBm)	Over Limit (dB)	Table (o)	ANT	EUT	Verdict
298.205	-70.81	-13.06	-13.0	-57.81	65.00	Horizontal	Horizontal	Pass
1881.000	-51.08	-1.34	-13.0	-38.08	237.00	Horizontal	Horizontal	N/A
1960.500	-22.97	-1.53	-13.0	-9.97	145.00	Horizontal	Horizontal	N/A
3762.000	-47.22	5.23	-13.0	-34.22	146.00	Horizontal	Horizontal	Pass
5639.000	-39.32	10.48	-13.0	-26.32	210.00	Horizontal	Horizontal	Pass
19084.687	-31.33	44.62	-13.0	-18.33	363.00	Horizontal	Horizontal	Pass

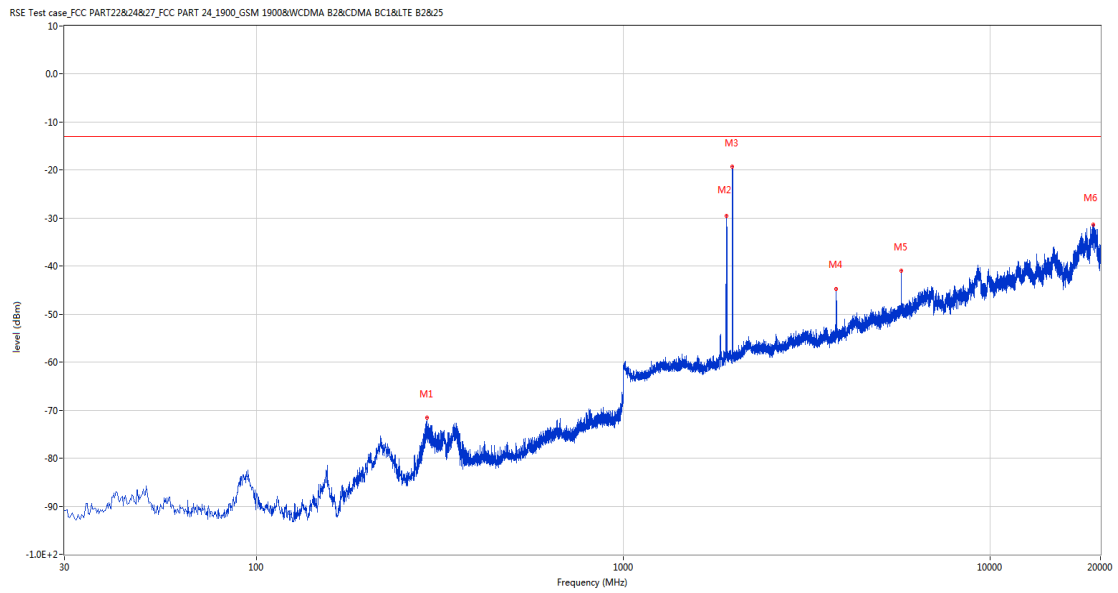
### 1.3 WCDMA Band 2 High Channel

#### RSE-V&H WCDMA Band 2 CH9538



Frequency (MHz)	Result (dBm)	Factor (dB)	PK Limit (dBm)	Over Limit (dB)	Table (o)	ANT	EUT	Verdict
292.870	-70.50	-13.37	-13.0	-57.50	81.00	Vertical	Horizontal	Pass
1915.500	-34.62	-0.70	-13.0	-21.62	136.00	Vertical	Horizontal	N/A
1988.000	-33.29	-2.32	-13.0	-20.29	235.00	Vertical	Horizontal	N/A
3813.000	-48.23	5.32	-13.0	-35.23	157.00	Vertical	Horizontal	Pass
7625.312	-42.65	30.94	-13.0	-29.65	82.00	Vertical	Horizontal	Pass
19059.313	-30.89	44.72	-13.0	-17.89	33.00	Vertical	Horizontal	Pass

## RSE-H&H WCDMA Band 2 CH9538

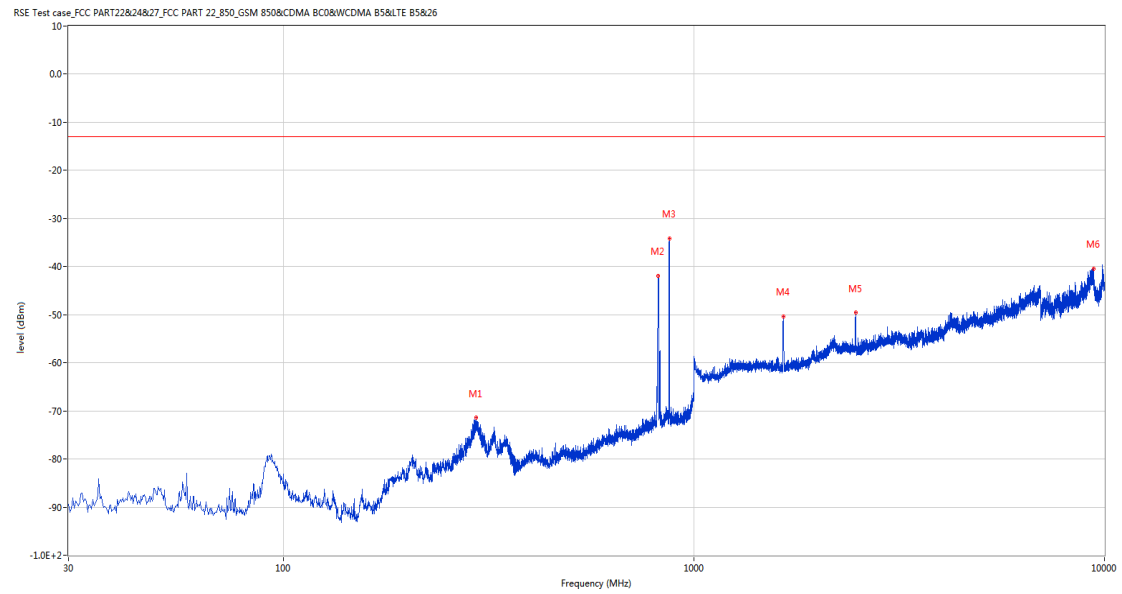


Frequency (MHz)	Result (dBm)	Factor (dB)	PK Limit (dBm)	Over Limit (dB)	Table (o)	ANT	EUT	Verdict
291.658	-71.53	-13.41	-13.0	-58.53	6.00	Horizontal	Horizontal	Pass
1915.000	-29.53	-0.72	-13.0	-16.53	232.00	Horizontal	Horizontal	N/A
1987.000	-19.34	-2.32	-13.0	-6.34	154.00	Horizontal	Horizontal	N/A
3814.000	-44.70	5.39	-13.0	-31.70	143.00	Horizontal	Horizontal	Pass
5725.000	-40.97	11.17	-13.0	-27.97	200.00	Horizontal	Horizontal	Pass
19088.312	-31.43	44.50	-13.0	-18.43	217.00	Horizontal	Horizontal	Pass

## 2 WCDMA Band 5

### 2.1 WCDMA Band 5 Low Channel

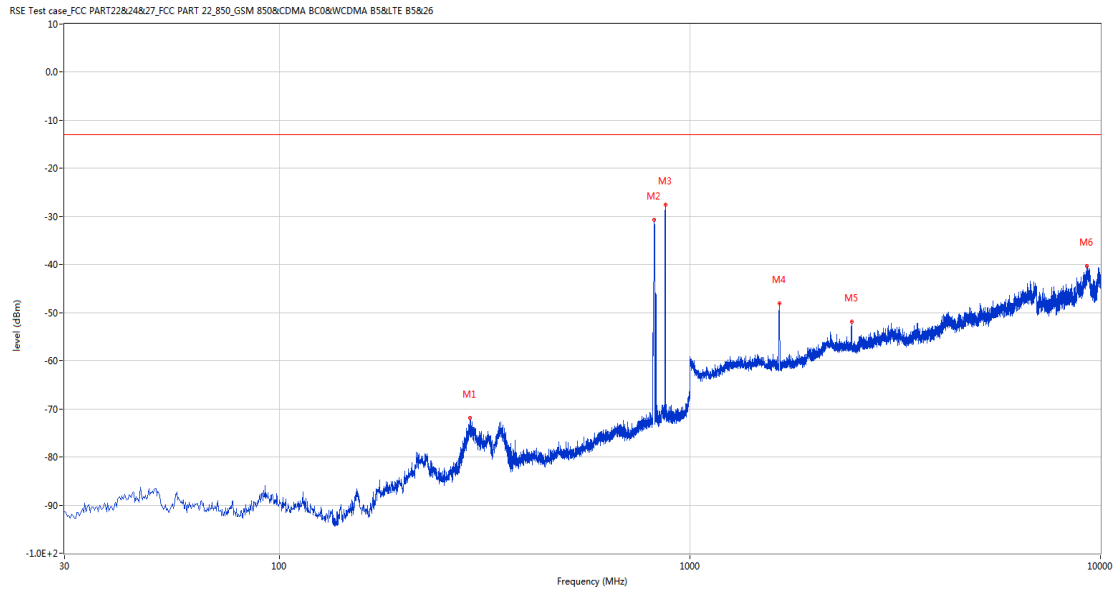
RSE-V&H WCDMA Band 5 CH4132



Frequency (MHz)	Result (dBm)	Factor (dB)	PK Limit (dBm)	Over Limit (dB)	Table (o)	ANT	EUT	Verdict
295.295	-71.42	-12.87	-13.0	-58.42	83.00	Vertical	Horizontal	Pass
818.852	-41.87	-1.42	-13.0	-28.87	107.00	Vertical	Horizontal	N/A
871.233	-34.12	-1.26	-13.0	-21.12	337.00	Vertical	Horizontal	N/A
1654.500	-50.32	-4.67	-13.0	-37.32	287.00	Vertical	Horizontal	Pass
2476.500	-49.55	0.57	-13.0	-36.55	117.00	Vertical	Horizontal	Pass
9409.750	-40.40	36.21	-13.0	-27.40	119.00	Vertical	Horizontal	Pass



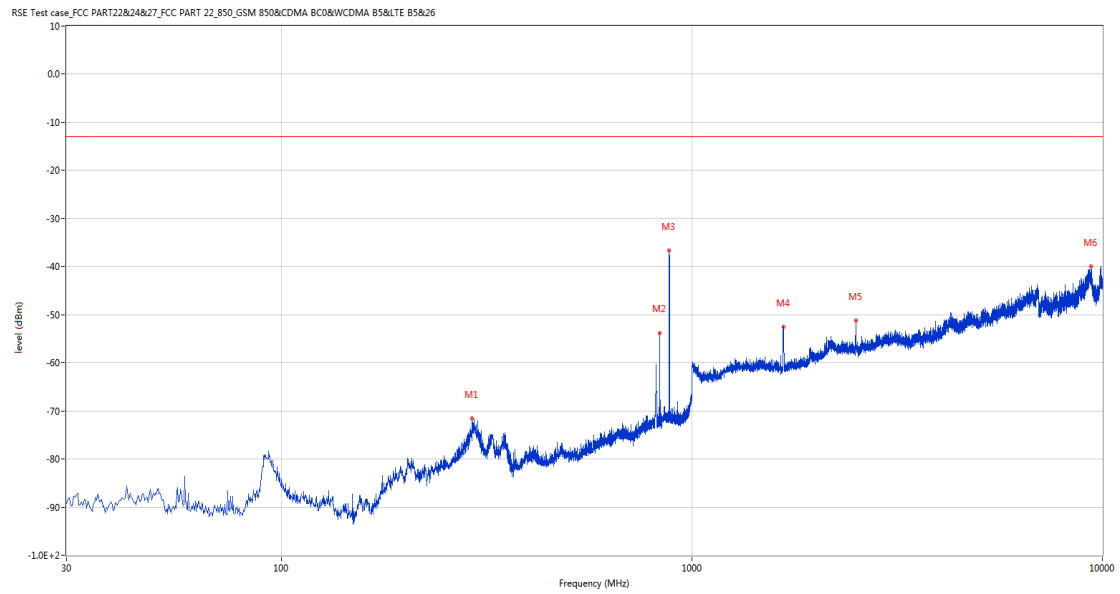
RSE-H&H WCDMA Band 5 CH4132



Frequency (MHz)	Result (dBm)	Factor (dB)	PK Limit (dBm)	Over Limit (dB)	Table (o)	ANT	EUT	Verdict
291.900	-71.95	-13.16	-13.0	-58.95	35.00	Horizontal	Horizontal	Pass
819.095	-30.72	-1.42	-13.0	-17.72	320.00	Horizontal	Horizontal	N/A
872.930	-27.63	-1.32	-13.0	-14.63	288.00	Horizontal	Horizontal	N/A
1651.500	-48.10	-4.63	-13.0	-35.10	234.00	Horizontal	Horizontal	Pass
2476.500	-51.94	0.57	-13.0	-38.94	329.00	Horizontal	Horizontal	Pass
9272.500	-40.28	36.13	-13.0	-27.28	358.00	Horizontal	Horizontal	Pass

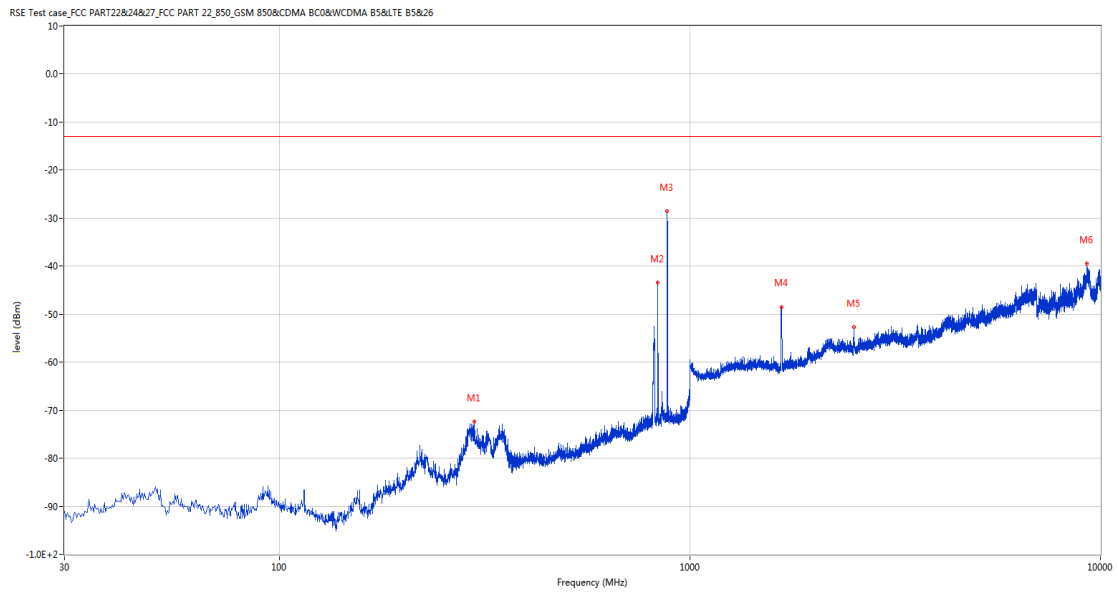
## 2.2 WCDMA Band 5 Middle Channel

### RSE-V&H WCDMA Band 5 CH4183



Frequency (MHz)	Result (dBm)	Factor (dB)	PK Limit (dBm)	Over Limit (dB)	Table (o)	ANT	EUT	Verdict
291.900	-71.55	-13.16	-13.0	-58.55	78.00	Vertical	Horizontal	Pass
834.857	-53.78	-1.29	-13.0	-40.78	33.00	Vertical	Horizontal	N/A
880.447	-36.62	-1.45	-13.0	-23.62	310.00	Vertical	Horizontal	N/A
1670.500	-52.56	-4.48	-13.0	-39.56	323.00	Vertical	Horizontal	Pass
2507.000	-51.27	0.95	-13.0	-38.27	111.00	Vertical	Horizontal	Pass
9388.000	-40.02	36.35	-13.0	-27.02	47.00	Vertical	Horizontal	Pass

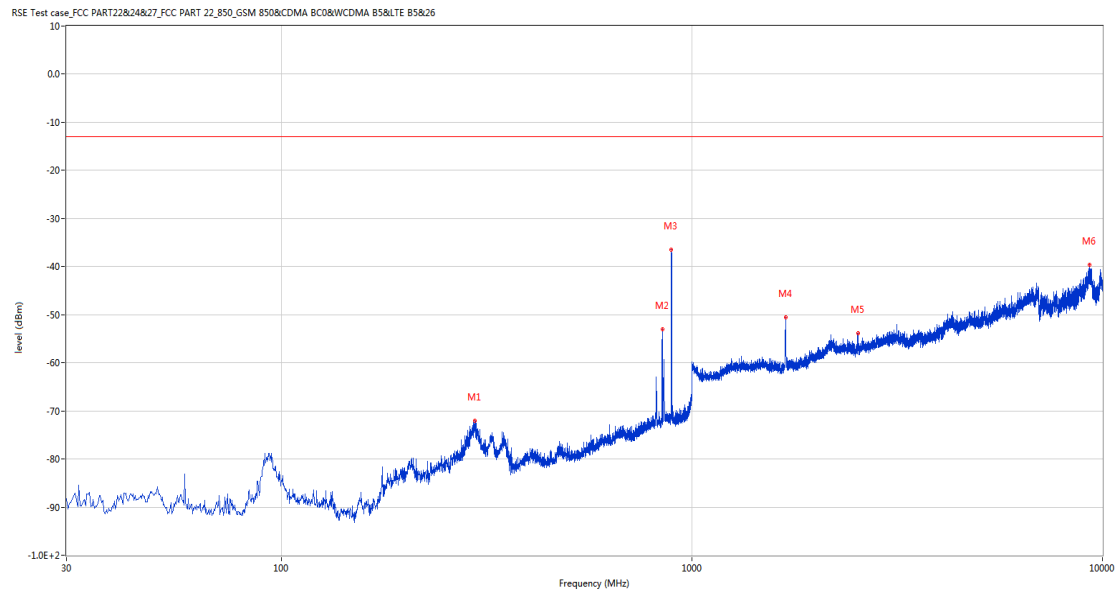
## RSE-H&H WCDMA Band 5 CH4183



Frequency (MHz)	Result (dBm)	Factor (dB)	PK Limit (dBm)	Over Limit (dB)	Table (o)	ANT	EUT	Verdict
298.690	-72.42	-13.05	-13.0	-59.42	42.00	Horizontal	Horizontal	Pass
834.857	-43.48	-1.29	-13.0	-30.48	330.00	Horizontal	Horizontal	N/A
880.205	-28.60	-1.46	-13.0	-15.60	288.00	Horizontal	Horizontal	N/A
1670.500	-48.48	-4.48	-13.0	-35.48	211.00	Horizontal	Horizontal	Pass
2513.500	-52.72	1.21	-13.0	-39.72	320.00	Horizontal	Horizontal	Pass
9258.250	-39.42	36.07	-13.0	-26.42	24.00	Horizontal	Horizontal	Pass

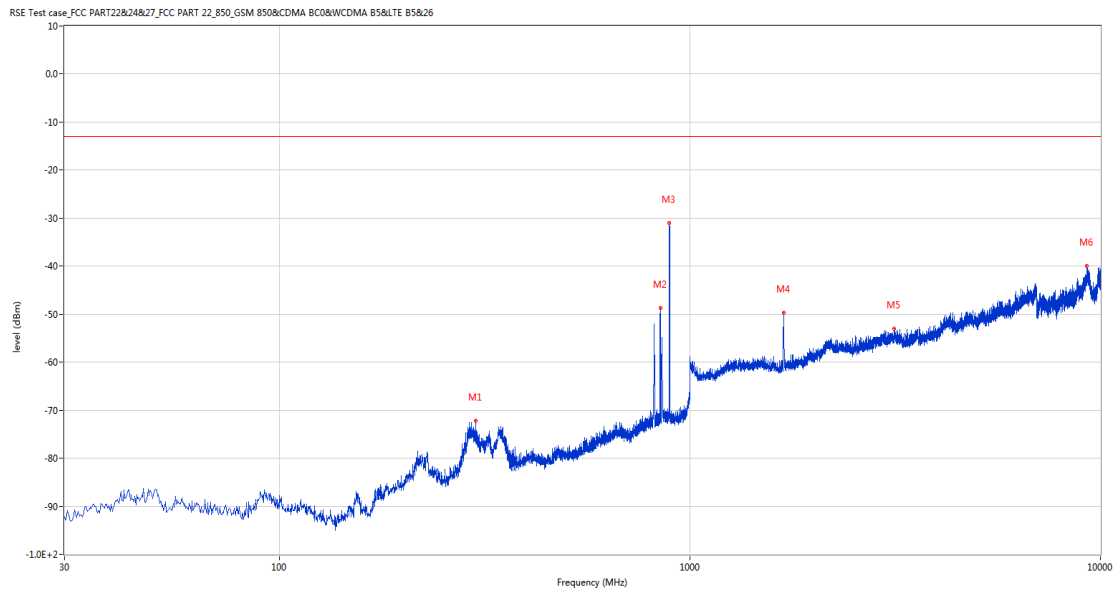
## 2.3 WCDMA Band 5 High Channel

### RSE-V&H WCDMA Band 5 CH4233



Frequency (MHz)	Result (dBm)	Factor (dB)	PK Limit (dBm)	Over Limit (dB)	Table (o)	ANT	EUT	Verdict
296.508	-72.11	-12.88	-13.0	-59.11	95.00	Vertical	Horizontal	Pass
847.468	-53.10	-1.02	-13.0	-40.10	286.00	Vertical	Horizontal	N/A
892.088	-36.45	-1.31	-13.0	-23.45	175.00	Vertical	Horizontal	N/A
1691.500	-50.56	-3.91	-13.0	-37.56	313.00	Vertical	Horizontal	Pass
2536.500	-53.81	0.29	-13.0	-40.81	109.00	Vertical	Horizontal	Pass
9288.250	-39.65	36.06	-13.0	-26.65	269.00	Vertical	Horizontal	Pass

## RSE-H&H WCDMA Band 5 CH4233



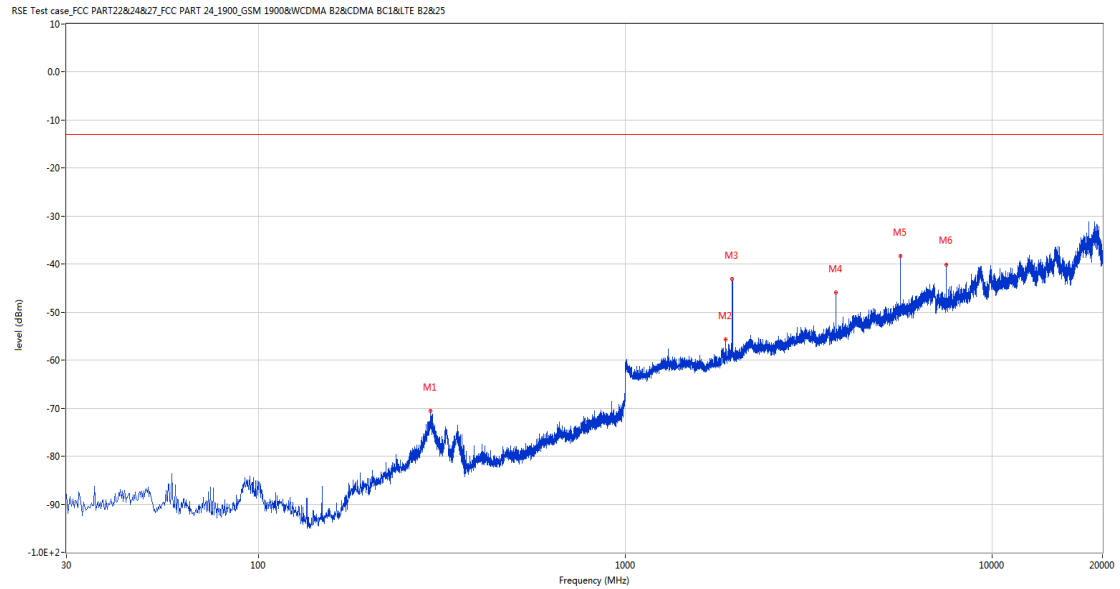
Frequency (MHz)	Result (dBm)	Factor (dB)	PK Limit (dBm)	Over Limit (dB)	Table (o)	ANT	EUT	Verdict
300.873	-72.21	-13.20	-13.0	-59.21	46.00	Horizontal	Horizontal	Pass
846.982	-48.68	-1.03	-13.0	-35.68	313.00	Horizontal	Horizontal	N/A
891.845	-31.08	-1.32	-13.0	-18.08	283.00	Horizontal	Horizontal	N/A
1691.500	-49.69	-3.91	-13.0	-36.69	256.00	Horizontal	Horizontal	Pass
3148.000	-53.09	3.63	-13.0	-40.09	356.00	Horizontal	Horizontal	Pass
9265.750	-40.00	36.15	-13.0	-27.00	109.00	Horizontal	Horizontal	Pass

## LTE

### 3 LTE Band 2

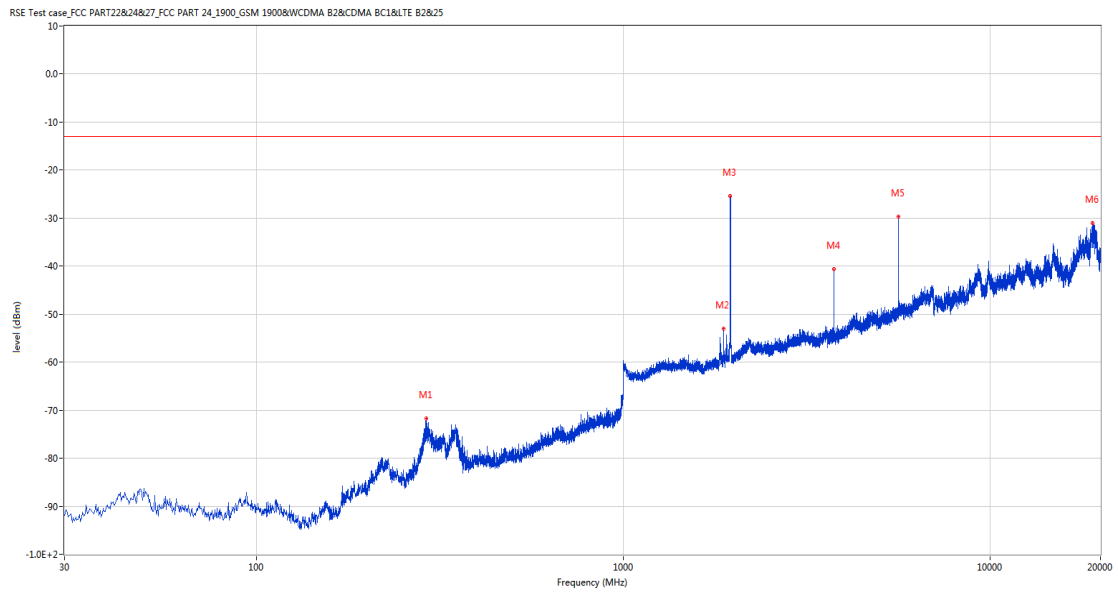
#### 3.1 LTE Band 2 BW1.4, Middle Channel

RSE-V&H LTE Band 2 BW1.4 CH18900



Frequency (MHz)	Result (dBm)	Factor (dB)	PK Limit (dBm)	Over Limit (dB)	Table (o)	ANT	EUT	Verdict
294.325	-70.62	-13.22	-13.0	-57.62	93.00	Vertical	Horizontal	Pass
1880.000	-55.71	-1.35	-13.0	-42.71	145.00	Vertical	Horizontal	N/A
1959.500	-43.08	-1.39	-13.0	-30.08	225.00	Vertical	Horizontal	N/A
3759.000	-45.93	5.04	-13.0	-32.93	187.00	Vertical	Horizontal	Pass
5639.000	-38.38	10.48	-13.0	-25.38	277.00	Vertical	Horizontal	Pass
7517.500	-40.06	30.74	-13.0	-27.06	112.00	Vertical	Horizontal	Pass

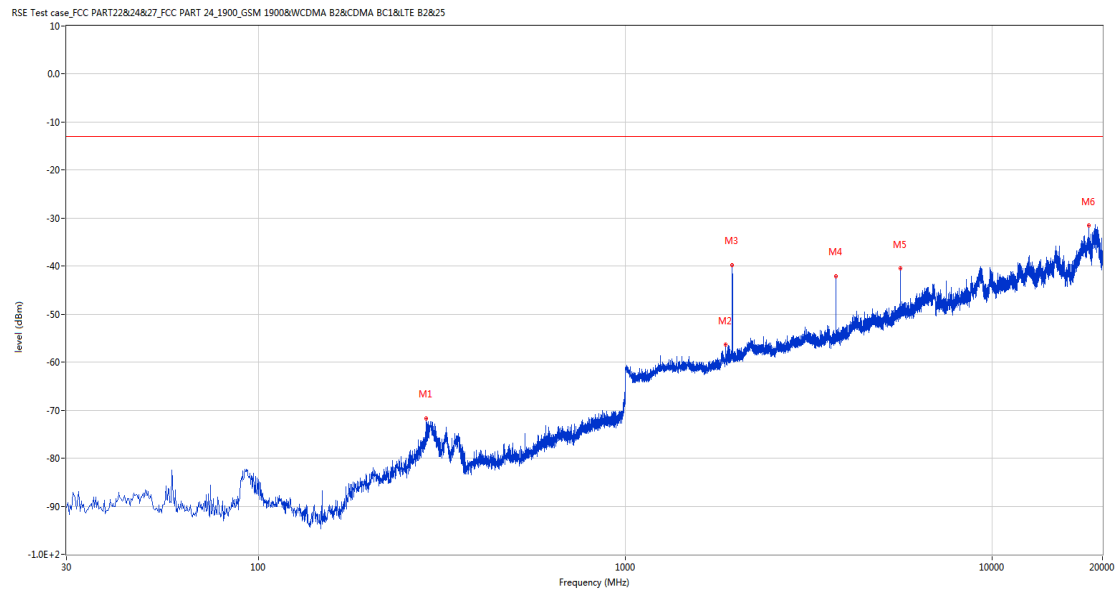
## RSE-H&H LTE Band 2 BW1.4 CH18900



Frequency (MHz)	Result (dBm)	Factor (dB)	PK Limit (dBm)	Over Limit (dB)	Table (o)	ANT	EUT	Verdict
290.687	-71.78	-13.41	-13.0	-58.78	-3.00	Horizontal	Horizontal	Pass
1879.500	-53.10	-1.35	-13.0	-40.10	225.00	Horizontal	Horizontal	N/A
1960.000	-25.46	-1.46	-13.0	-12.46	149.00	Horizontal	Horizontal	N/A
3759.000	-40.64	5.04	-13.0	-27.64	227.00	Horizontal	Horizontal	Pass
5639.000	-29.73	10.48	-13.0	-16.73	206.00	Horizontal	Horizontal	Pass
19070.188	-31.10	44.78	-13.0	-18.10	319.00	Horizontal	Horizontal	Pass

### 3.2 LTE Band 2 BW3, Middle Channel

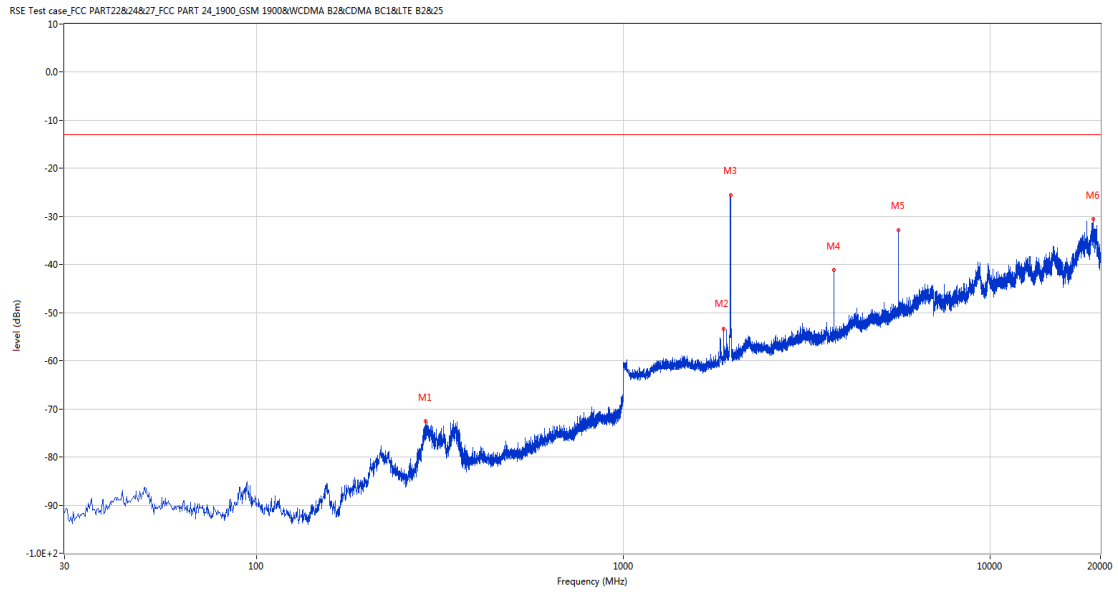
#### RSE-V&H LTE Band 2 BW3 CH18900



Frequency (MHz)	Result (dBm)	Factor (dB)	PK Limit (dBm)	Over Limit (dB)	Table (o)	ANT	EUT	Verdict
286.322	-71.64	-13.90	-13.0	-58.64	222.00	Vertical	Horizontal	Pass
1878.500	-56.37	-1.35	-13.0	-43.37	236.00	Vertical	Horizontal	N/A
1959.500	-39.72	-1.39	-13.0	-26.72	226.00	Vertical	Horizontal	N/A
3757.000	-42.03	5.20	-13.0	-29.03	125.00	Vertical	Horizontal	Pass
5636.000	-40.48	10.31	-13.0	-27.48	96.00	Vertical	Horizontal	Pass
18357.875	-31.50	44.41	-13.0	-18.50	93.00	Vertical	Horizontal	Pass



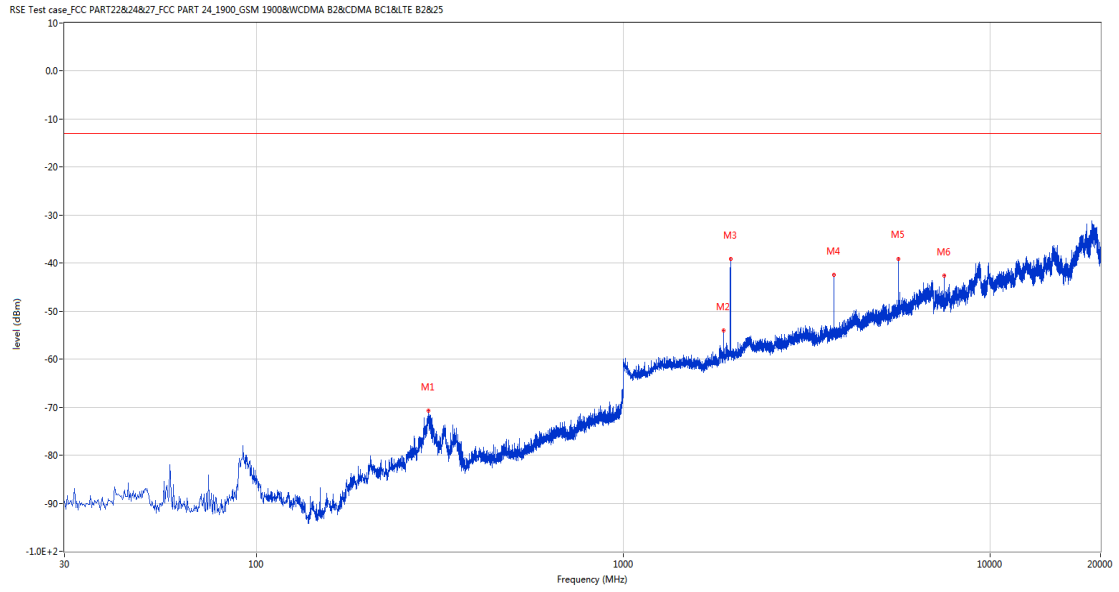
RSE-H&H LTE Band 2 BW3 CH18900



Frequency (MHz)	Result (dBm)	Factor (dB)	PK Limit (dBm)	Over Limit (dB)	Table (o)	ANT	EUT	Verdict
289.475	-72.56	-13.41	-13.0	-59.56	26.00	Horizontal	Horizontal	Pass
1878.500	-53.36	-1.35	-13.0	-40.36	212.00	Horizontal	Horizontal	N/A
1960.500	-25.52	-1.53	-13.0	-12.52	153.00	Horizontal	Horizontal	N/A
3757.000	-41.14	5.20	-13.0	-28.14	291.00	Horizontal	Horizontal	Pass
5636.000	-32.77	10.31	-13.0	-19.77	226.00	Horizontal	Horizontal	Pass
19079.250	-30.45	44.77	-13.0	-17.45	315.00	Horizontal	Horizontal	Pass

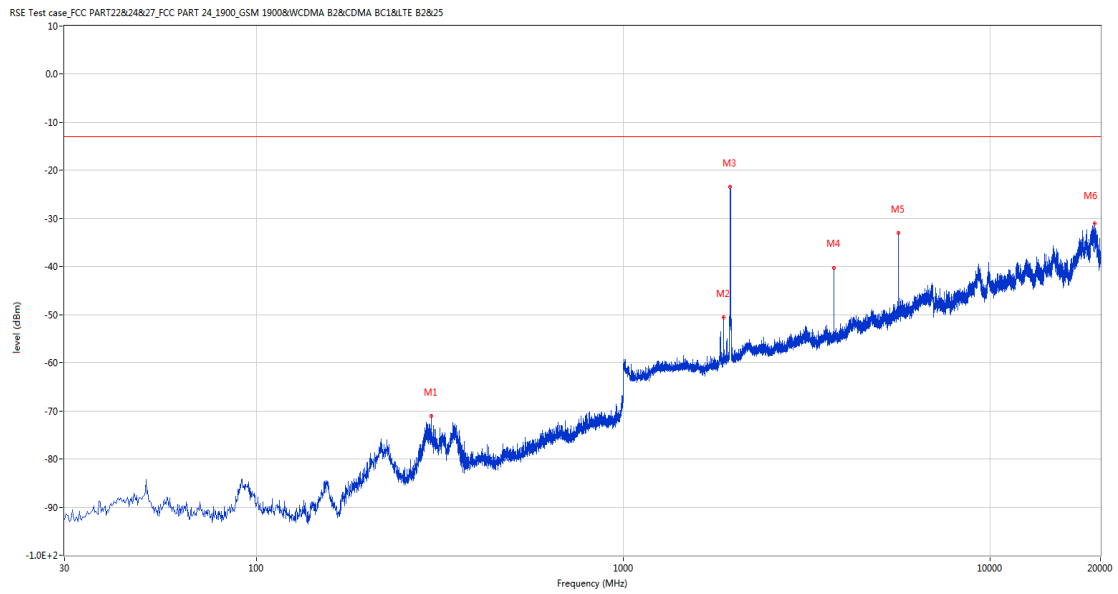
### 3.3 LTE Band 2 BW5, Middle Channel

RSE-V&H LTE Band 2 BW3 CH18900



Frequency (MHz)	Result (dBm)	Factor (dB)	PK Limit (dBm)	Over Limit (dB)	Table (o)	ANT	EUT	Verdict
294.325	-70.77	-13.22	-13.0	-57.77	85.00	Vertical	Horizontal	Pass
1878.000	-54.07	-1.36	-13.0	-41.07	125.00	Vertical	Horizontal	N/A
1961.000	-39.19	-1.59	-13.0	-26.19	223.00	Vertical	Horizontal	N/A
3756.000	-42.49	5.23	-13.0	-29.49	184.00	Vertical	Horizontal	Pass
5633.000	-39.06	10.13	-13.0	-26.06	272.00	Vertical	Horizontal	Pass
7511.750	-42.62	30.59	-13.0	-29.62	109.00	Vertical	Horizontal	Pass

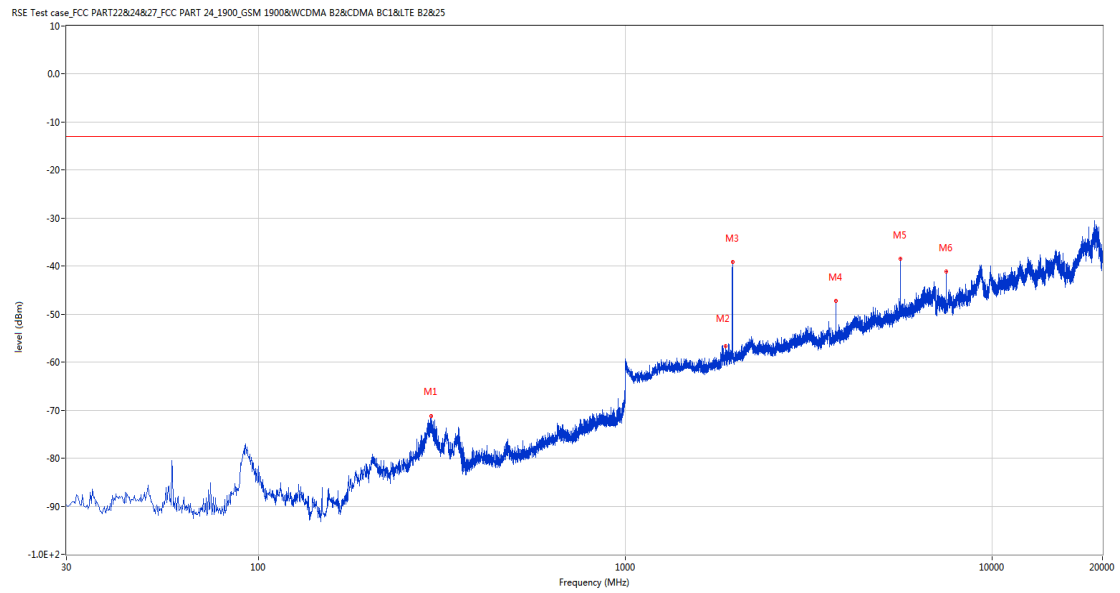
RSE-H&H LTE Band 2 BW3 CH18900



Frequency (MHz)	Result (dBm)	Factor (dB)	PK Limit (dBm)	Over Limit (dB)	Table (o)	ANT	EUT	Verdict
299.902	-71.07	-13.22	-13.0	-58.07	54.00	Horizontal	Horizontal	Pass
1877.500	-50.56	-1.36	-13.0	-37.56	223.00	Horizontal	Horizontal	N/A
1959.500	-23.43	-1.39	-13.0	-10.43	154.00	Horizontal	Horizontal	N/A
3756.000	-40.21	5.23	-13.0	-27.21	123.00	Horizontal	Horizontal	Pass
5633.000	-32.96	10.13	-13.0	-19.96	230.00	Horizontal	Horizontal	Pass
19323.937	-30.94	43.67	-13.0	-17.94	297.00	Horizontal	Horizontal	Pass

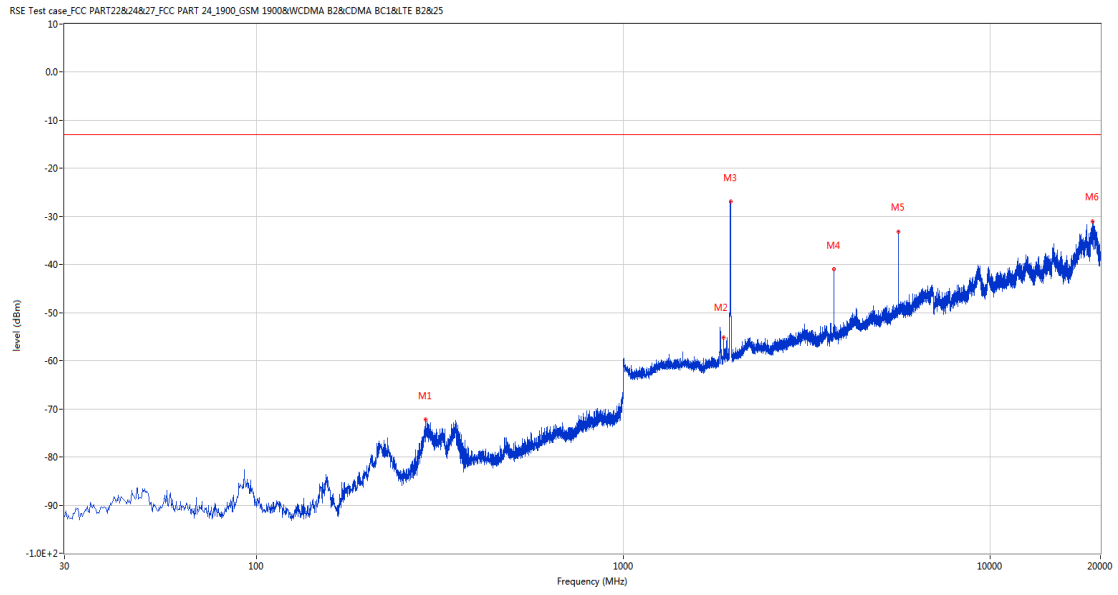
### 3.4 LTE Band 2 BW10, Middle Channel

RSE-V&H LTE Band 2 BW10 CH18900



Frequency (MHz)	Result (dBm)	Factor (dB)	PK Limit (dBm)	Over Limit (dB)	Table (o)	ANT	EUT	Verdict
295.538	-71.17	-13.11	-13.0	-58.17	89.00	Vertical	Horizontal	Pass
1875.000	-56.63	-1.37	-13.0	-43.63	142.00	Vertical	Horizontal	N/A
1961.500	-39.19	-1.66	-13.0	-26.19	231.00	Vertical	Horizontal	N/A
3751.000	-47.20	5.26	-13.0	-34.20	111.00	Vertical	Horizontal	Pass
5627.000	-38.51	9.98	-13.0	-25.51	262.00	Vertical	Horizontal	Pass
7501.687	-41.06	30.34	-13.0	-28.06	116.00	Vertical	Horizontal	Pass

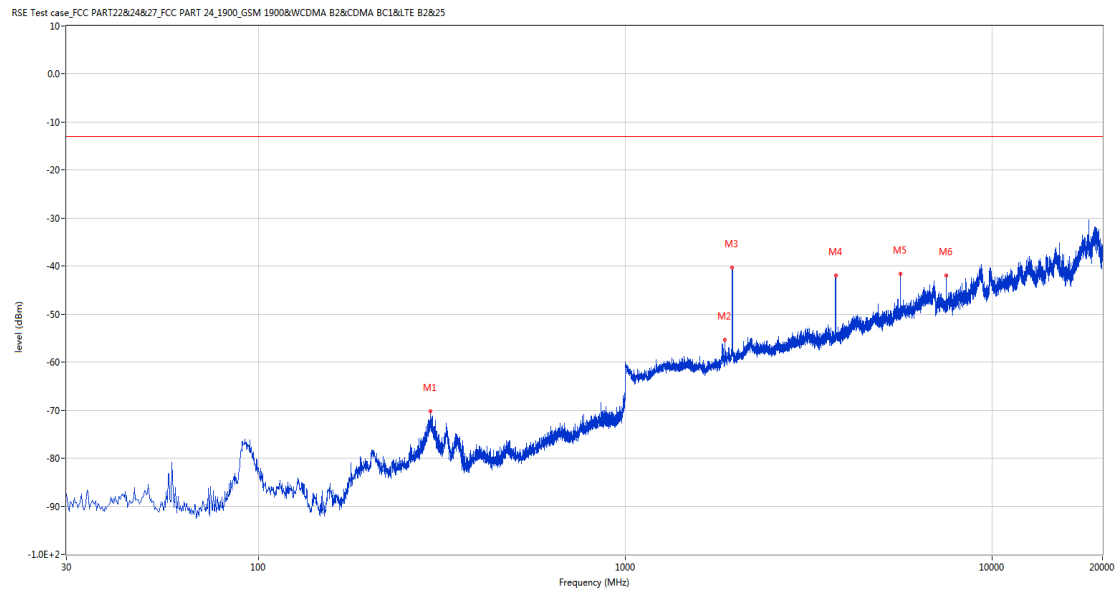
RSE-H&H LTE Band 2 BW10 CH18900



Frequency (MHz)	Result (dBm)	Factor (dB)	PK Limit (dBm)	Over Limit (dB)	Table (o)	ANT	EUT	Verdict
289.718	-72.27	-13.41	-13.0	-59.27	363.00	Horizontal	Horizontal	Pass
1875.500	-55.10	-1.37	-13.0	-42.10	223.00	Horizontal	Horizontal	N/A
1963.500	-26.95	-1.82	-13.0	-13.95	148.00	Horizontal	Horizontal	N/A
3751.000	-40.97	5.26	-13.0	-27.97	206.00	Horizontal	Horizontal	Pass
5627.000	-33.09	9.98	-13.0	-20.09	206.00	Horizontal	Horizontal	Pass
19062.938	-31.04	44.78	-13.0	-18.04	297.00	Horizontal	Horizontal	Pass

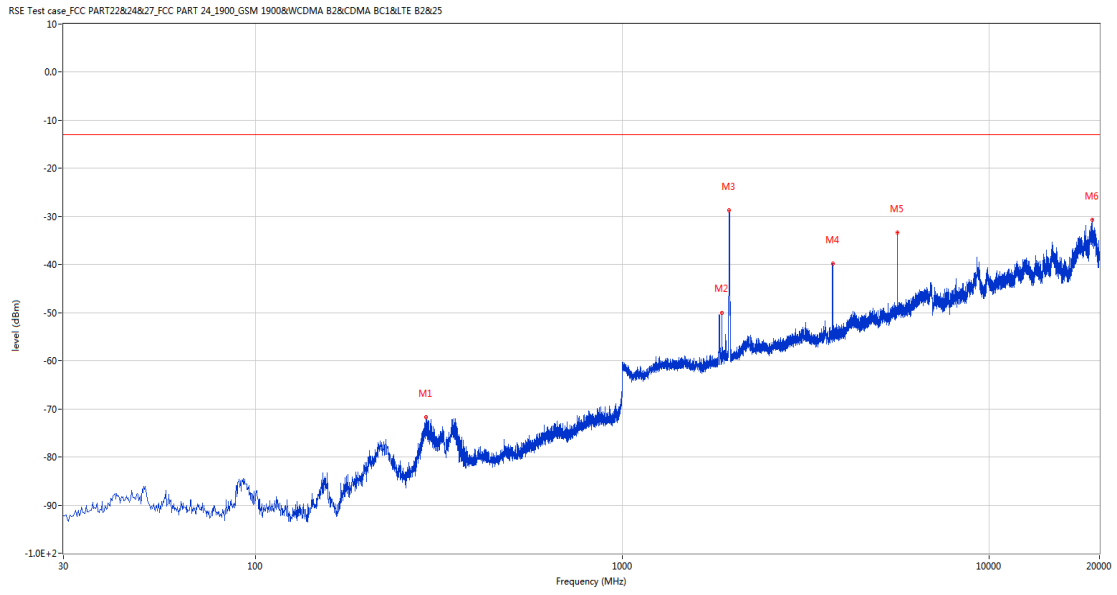
### 3.5 LTE Band 2 BW15, Middle Channel

RSE-V&H LTE Band 2 BW15 CH18900



Frequency (MHz)	Result (dBm)	Factor (dB)	PK Limit (dBm)	Over Limit (dB)	Table (o)	ANT	EUT	Verdict
294.325	-70.28	-13.22	-13.0	-57.28	96.00	Vertical	Horizontal	Pass
1873.500	-55.38	-1.38	-13.0	-42.38	128.00	Vertical	Horizontal	N/A
1960.000	-40.25	-1.46	-13.0	-27.25	213.00	Vertical	Horizontal	N/A
3747.000	-41.91	5.16	-13.0	-28.91	145.00	Vertical	Horizontal	Pass
5620.000	-41.60	9.79	-13.0	-28.60	272.00	Vertical	Horizontal	Pass
7493.063	-41.92	30.18	-13.0	-28.92	105.00	Vertical	Horizontal	Pass

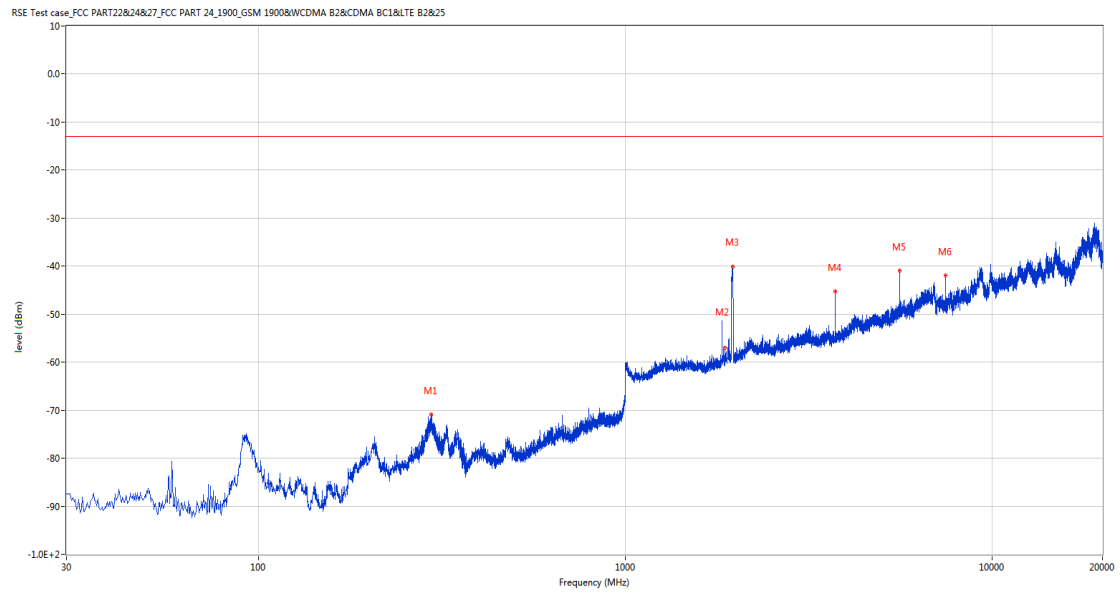
RSE-H&H LTE Band 2 BW15 CH18900



Frequency (MHz)	Result (dBm)	Factor (dB)	PK Limit (dBm)	Over Limit (dB)	Table (o)	ANT	EUT	Verdict
292.142	-71.74	-13.40	-13.0	-58.74	45.00	Horizontal	Horizontal	Pass
1873.500	-50.00	-1.38	-13.0	-37.00	218.00	Horizontal	Horizontal	N/A
1960.000	-28.76	-1.46	-13.0	-15.76	148.00	Horizontal	Horizontal	N/A
3747.000	-39.76	5.16	-13.0	-26.76	198.00	Horizontal	Horizontal	Pass
5620.000	-33.36	9.79	-13.0	-20.36	198.00	Horizontal	Horizontal	Pass
19088.312	-30.70	44.50	-13.0	-17.70	157.00	Horizontal	Horizontal	Pass

### 3.6 LTE Band 2 BW20, Middle Channel

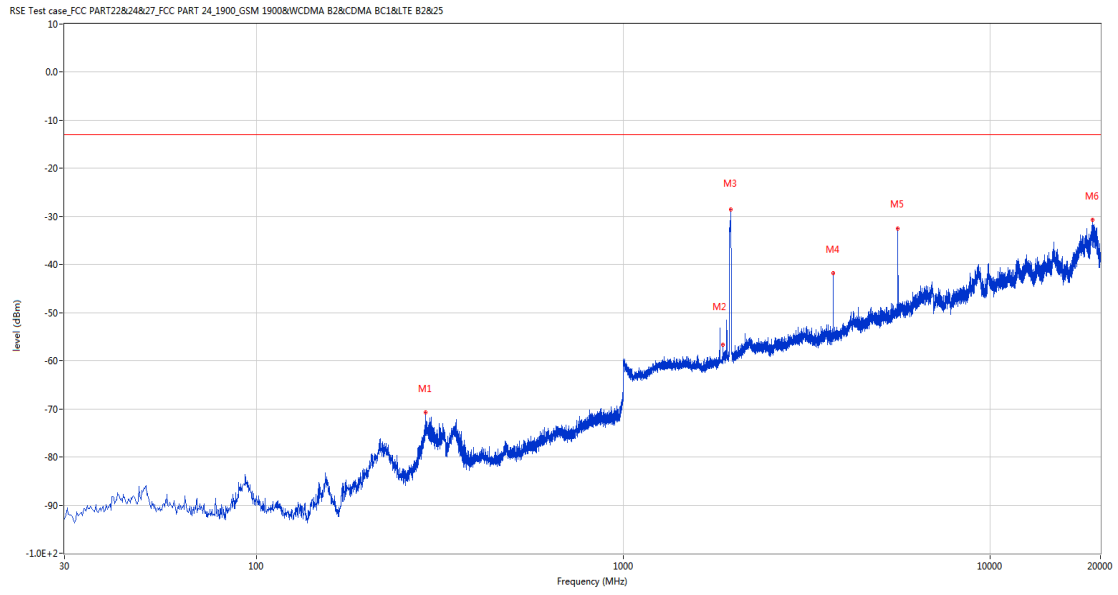
RSE-V&H LTE Band 2 BW20 CH18900



Frequency (MHz)	Result (dBm)	Factor (dB)	PK Limit (dBm)	Over Limit (dB)	Table (o)	ANT	EUT	Verdict
296.508	-70.92	-13.07	-13.0	-57.92	78.00	Vertical	Horizontal	Pass
1871.000	-57.02	-1.39	-13.0	-44.02	141.00	Vertical	Horizontal	N/A
1966.000	-40.04	-1.92	-13.0	-27.04	228.00	Vertical	Horizontal	N/A
3742.000	-45.28	5.06	-13.0	-32.28	126.00	Vertical	Horizontal	Pass
5613.000	-40.94	9.37	-13.0	-27.94	29.00	Vertical	Horizontal	Pass
7484.438	-41.97	29.94	-13.0	-28.97	86.00	Vertical	Horizontal	Pass



RSE-H&H LTE Band 2 BW20 CH18900

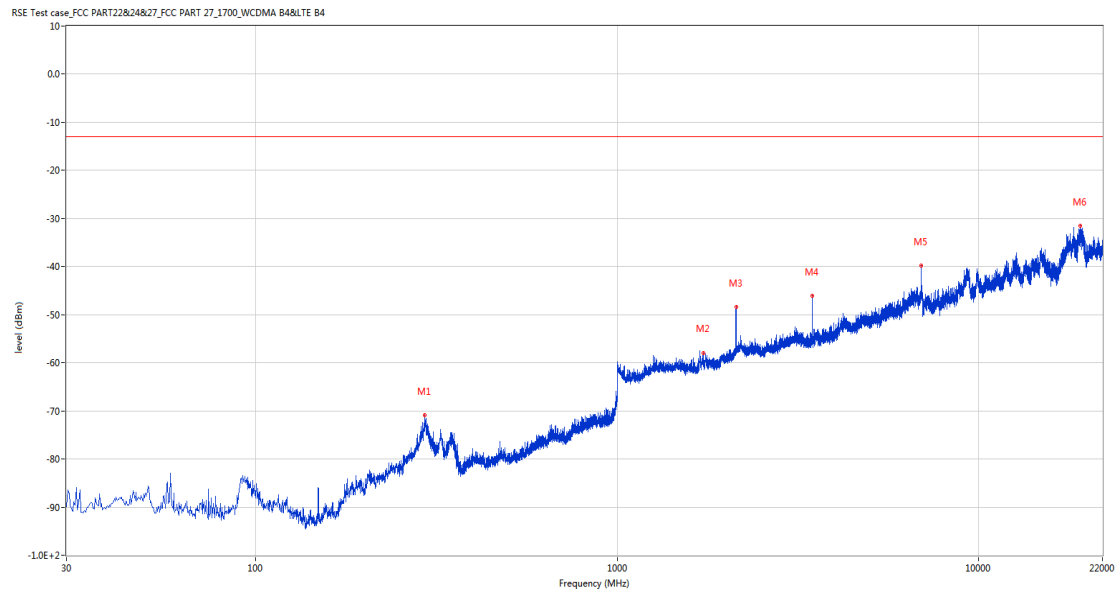


Frequency (MHz)	Result (dBm)	Factor (dB)	PK Limit (dBm)	Over Limit (dB)	Table (o)	ANT	EUT	Verdict
289.718	-70.76	-13.41	-13.0	-57.76	360.00	Horizontal	Horizontal	Pass
1871.000	-56.63	-1.39	-13.0	-43.63	216.00	Horizontal	Horizontal	N/A
1967.500	-30.51	-2.02	-13.0	-17.51	253.00	Horizontal	Horizontal	N/A
3742.000	-41.81	5.06	-13.0	-28.81	56.00	Horizontal	Horizontal	Pass
5613.000	-32.44	9.37	-13.0	-19.44	217.00	Horizontal	Horizontal	Pass
19066.563	-30.68	44.78	-13.0	-17.68	360.00	Horizontal	Horizontal	Pass

## 4 LTE Band4

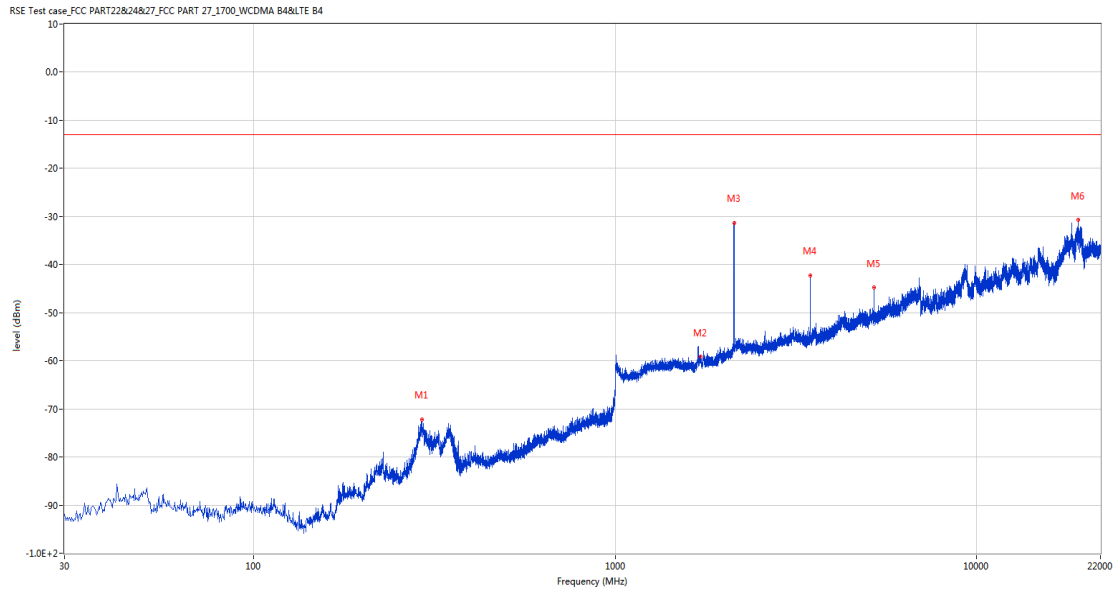
### 4.1 LTE Band4 BW1.4, Middle Channel

RSE-V&H LTE Band 4 BW1.4 CH20175



Frequency (MHz)	Result (dBm)	Factor (dB)	PK Limit (dBm)	Over Limit (dB)	Table (o)	ANT	EUT	Verdict
294.325	-70.89	-13.20	-13.0	-57.89	65.00	Vertical	Horizontal	Pass
1729.000	-58.02	-1.90	-13.0	-45.02	93.00	Vertical	Horizontal	N/A
2132.500	-48.47	-0.55	-13.0	-35.47	216.00	Vertical	Horizontal	N/A
3464.000	-46.11	3.51	-13.0	-33.11	279.00	Vertical	Horizontal	Pass
6928.000	-39.87	15.76	-13.0	-26.87	117.00	Vertical	Horizontal	Pass
19083.938	-31.47	44.64	-13.0	-18.47	205.00	Vertical	Horizontal	Pass

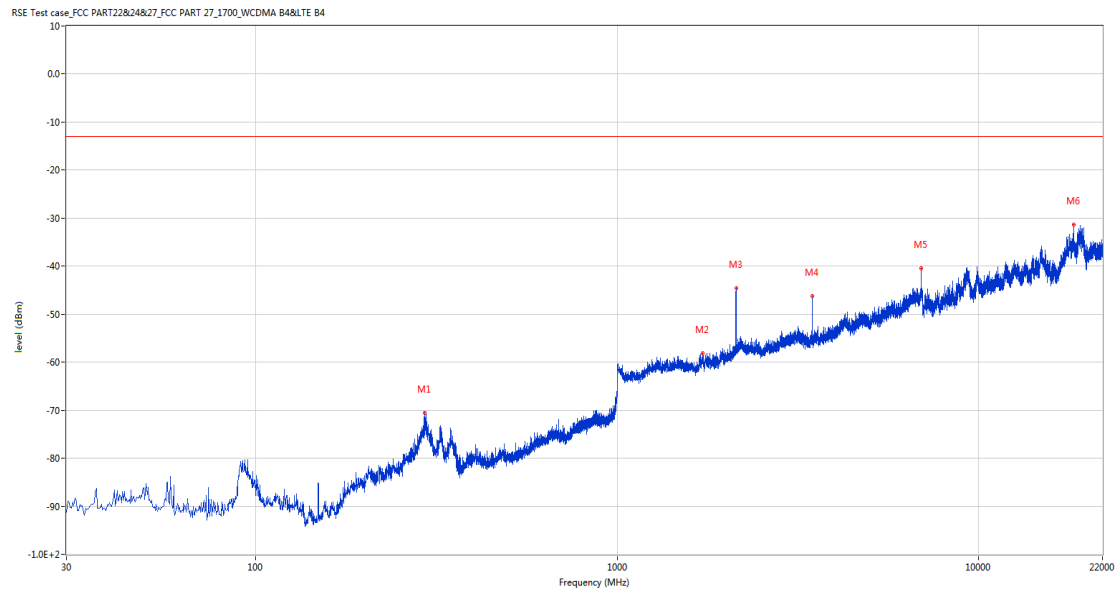
RSE-H&H LTE Band 4 BW1.4 CH20175



Frequency (MHz)	Result (dBm)	Factor (dB)	PK Limit (dBm)	Over Limit (dB)	Table (o)	ANT	EUT	Verdict
291.900	-72.14	-13.47	-13.0	-59.14	363.00	Horizontal	Horizontal	Pass
1721.500	-59.09	-1.88	-13.0	-46.09	65.00	Horizontal	Horizontal	N/A
2132.500	-31.30	-0.55	-13.0	-18.30	248.00	Horizontal	Horizontal	N/A
3464.000	-42.22	3.51	-13.0	-29.22	41.00	Horizontal	Horizontal	Pass
5196.000	-44.77	8.57	-13.0	-31.77	198.00	Horizontal	Horizontal	Pass
19074.687	-30.67	44.77	-13.0	-17.67	127.00	Horizontal	Horizontal	Pass

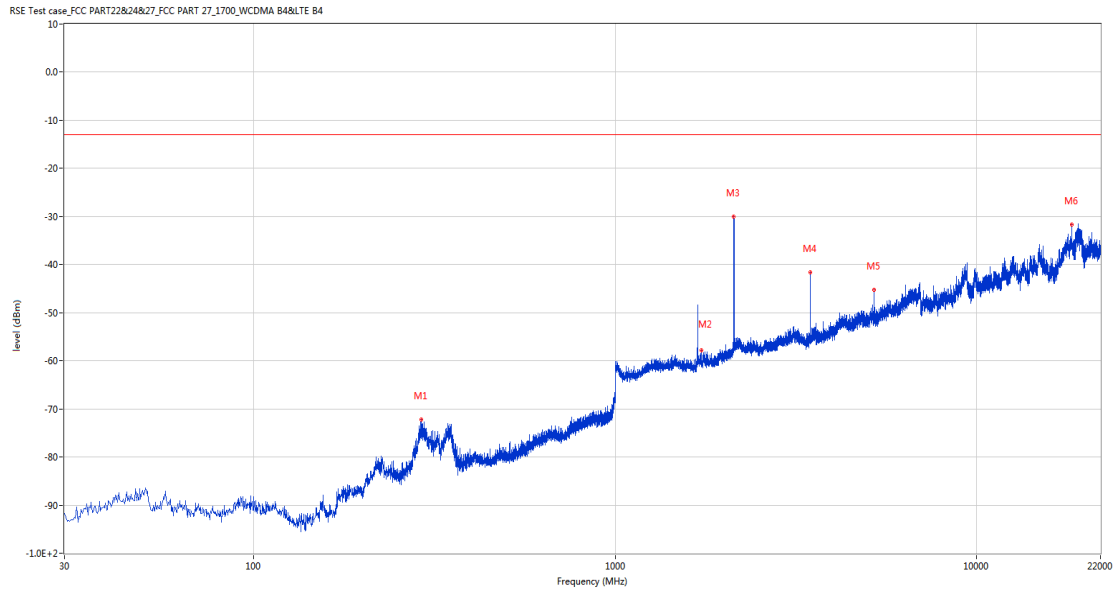
## 4.2 LTE Band4 BW3, Middle Channel

RSE-V&H LTE Band 4 BW3 CH20175



Frequency (MHz)	Result (dBm)	Factor (dB)	PK Limit (dBm)	Over Limit (dB)	Table (o)	ANT	EUT	Verdict
294.325	-70.54	-13.20	-13.0	-57.54	96.00	Vertical	Horizontal	Pass
1726.000	-58.21	-1.89	-13.0	-45.21	328.00	Vertical	Horizontal	N/A
2133.000	-44.63	-0.53	-13.0	-31.63	193.00	Vertical	Horizontal	N/A
3462.000	-46.28	3.46	-13.0	-33.28	22.00	Vertical	Horizontal	Pass
6925.000	-40.50	15.70	-13.0	-27.50	115.00	Vertical	Horizontal	Pass
18360.125	-31.41	44.72	-13.0	-18.41	360.00	Vertical	Horizontal	Pass

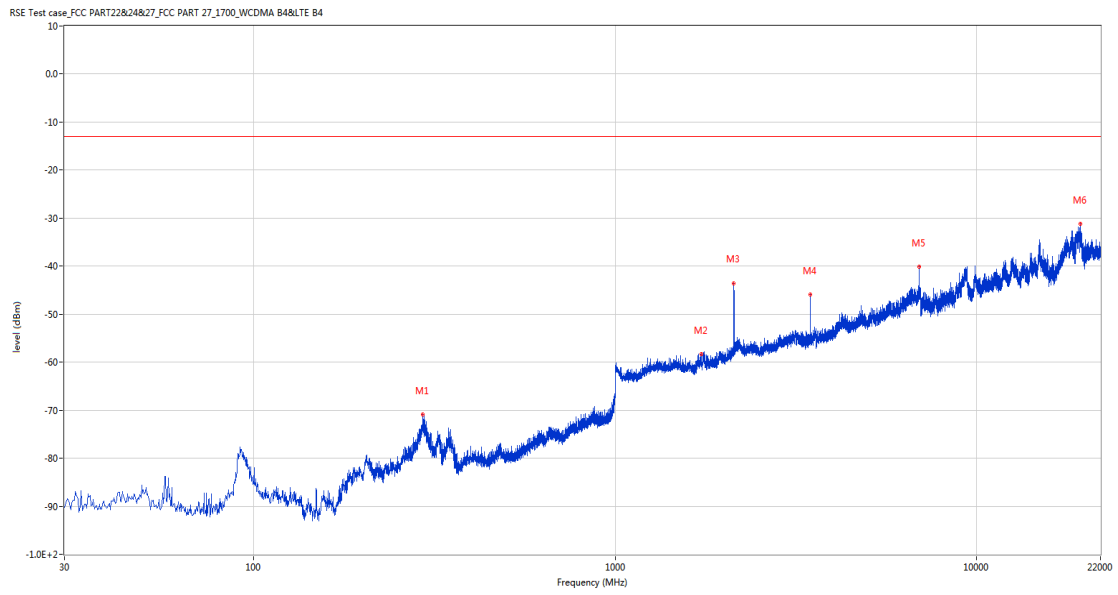
RSE-H&H LTE Band 4 BW3 CH20175



Frequency (MHz)	Result (dBm)	Factor (dB)	PK Limit (dBm)	Over Limit (dB)	Table (o)	ANT	EUT	Verdict
290.930	-72.27	-13.46	-13.0	-59.27	15.00	Horizontal	Horizontal	Pass
1731.000	-57.90	-1.90	-13.0	-44.90	243.00	Horizontal	Horizontal	N/A
2132.000	-30.07	-0.57	-13.0	-17.07	267.00	Horizontal	Horizontal	N/A
3462.000	-41.64	3.46	-13.0	-28.64	53.00	Horizontal	Horizontal	Pass
5194.000	-45.24	8.71	-13.0	-32.24	180.00	Horizontal	Horizontal	Pass
18360.125	-31.67	44.72	-13.0	-18.67	232.00	Horizontal	Horizontal	Pass

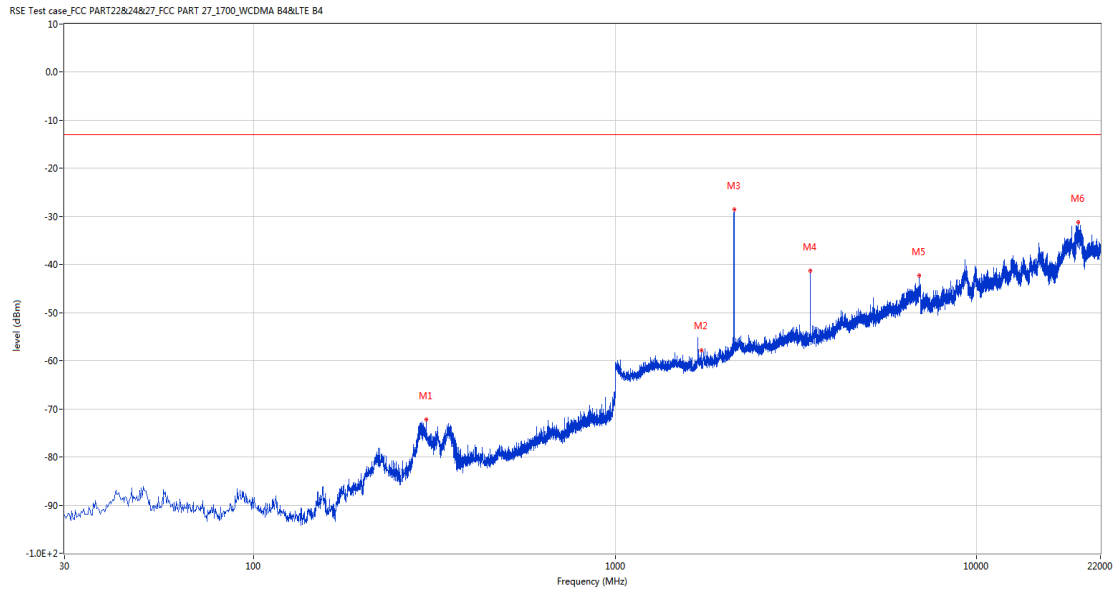
### 4.3 LTE Band4 BW5, Middle Channel

#### RSE-V&H LTE Band 4 BW5 CH20175



Frequency (MHz)	Result (dBm)	Factor (dB)	PK Limit (dBm)	Over Limit (dB)	Table (o)	ANT	EUT	Verdict
294.325	-70.96	-13.20	-13.0	-57.96	105.00	Vertical	Horizontal	Pass
1730.500	-58.38	-1.90	-13.0	-45.38	85.00	Vertical	Horizontal	N/A
2132.000	-43.54	-0.57	-13.0	-30.54	205.00	Vertical	Horizontal	N/A
3461.000	-45.95	3.49	-13.0	-32.95	288.00	Vertical	Horizontal	Pass
6921.000	-40.16	15.56	-13.0	-27.16	115.00	Vertical	Horizontal	Pass
19331.375	-31.23	43.78	-13.0	-18.23	25.00	Vertical	Horizontal	Pass

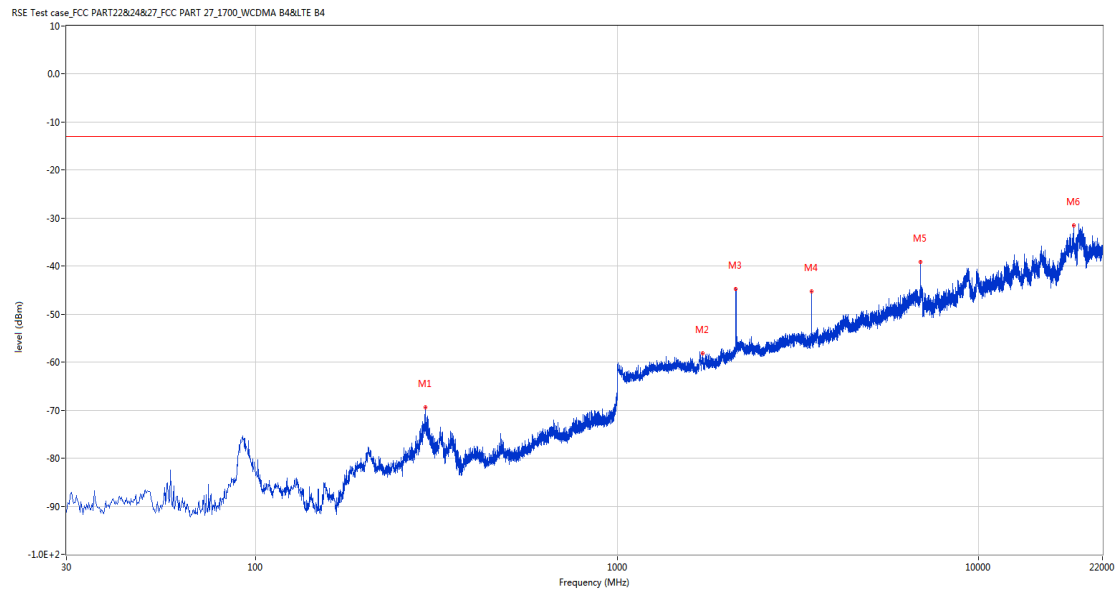
RSE-H&H LTE Band 4 BW5 CH20175



Frequency (MHz)	Result (dBm)	Factor (dB)	PK Limit (dBm)	Over Limit (dB)	Table (o)	ANT	EUT	Verdict
300.145	-72.22	-13.18	-13.0	-59.22	59.00	Horizontal	Horizontal	Pass
1730.500	-57.89	-1.90	-13.0	-44.89	228.00	Horizontal	Horizontal	N/A
2134.000	-28.61	-0.50	-13.0	-15.61	251.00	Horizontal	Horizontal	N/A
3461.000	-41.30	3.49	-13.0	-28.30	39.00	Horizontal	Horizontal	Pass
6922.000	-42.30	15.55	-13.0	-29.30	181.00	Horizontal	Horizontal	Pass
19067.750	-31.22	44.78	-13.0	-18.22	200.00	Horizontal	Horizontal	Pass

## 4.4 LTE Band4 BW10, Middle Channel

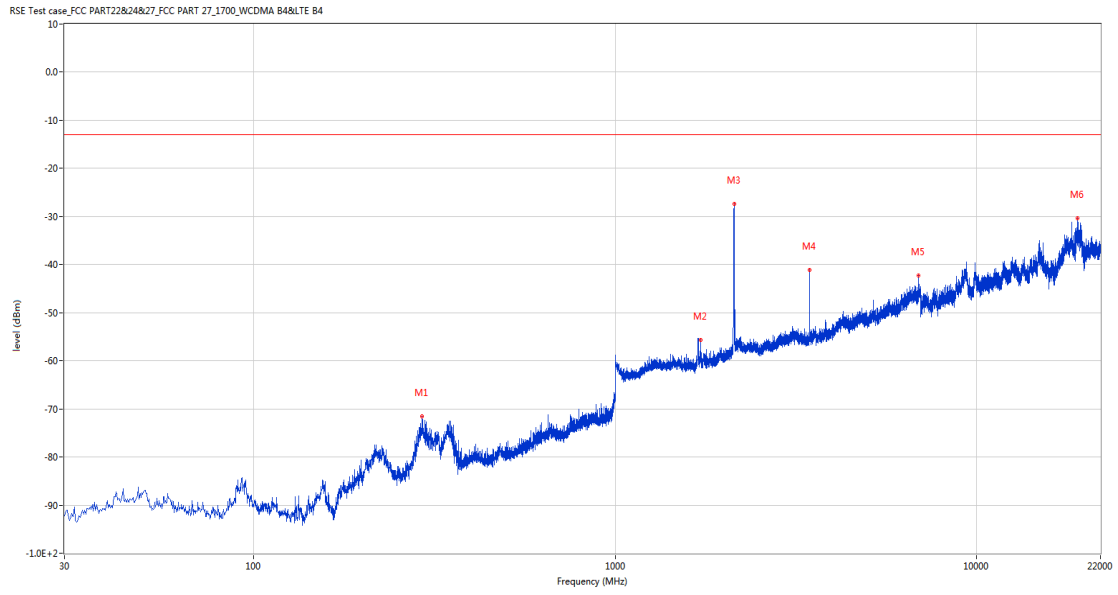
RSE-V&H LTE Band 4 BW10 CH20175



Frequency (MHz)	Result (dBm)	Factor (dB)	PK Limit (dBm)	Over Limit (dB)	Table (o)	ANT	EUT	Verdict
295.295	-69.37	-13.00	-13.0	-56.37	107.00	Vertical	Horizontal	Pass
1724.500	-58.19	-1.89	-13.0	-45.19	63.00	Vertical	Horizontal	N/A
2130.500	-44.78	-0.61	-13.0	-31.78	188.00	Vertical	Horizontal	N/A
3456.000	-45.31	3.50	-13.0	-32.31	168.00	Vertical	Horizontal	Pass
6912.000	-39.17	15.49	-13.0	-26.17	119.00	Vertical	Horizontal	Pass
18360.125	-31.56	44.72	-13.0	-18.56	360.00	Vertical	Horizontal	Pass



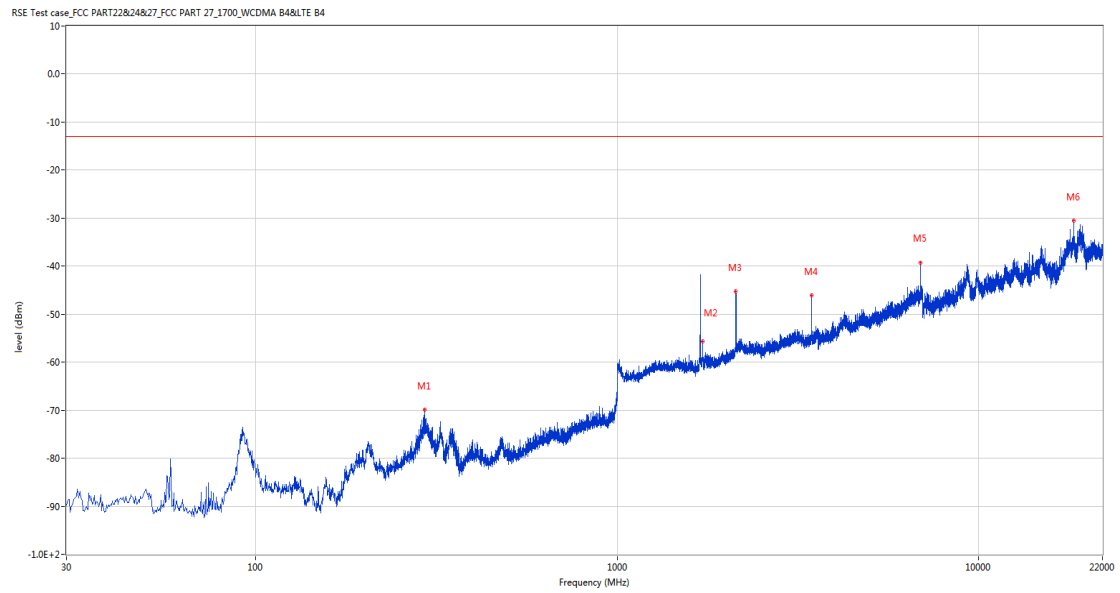
RSE-H&H LTE Band 4 BW10 CH20175



Frequency (MHz)	Result (dBm)	Factor (dB)	PK Limit (dBm)	Over Limit (dB)	Table (o)	ANT	EUT	Verdict
292.142	-71.62	-13.46	-13.0	-58.62	45.00	Horizontal	Horizontal	Pass
1728.000	-55.64	-1.90	-13.0	-42.64	235.00	Horizontal	Horizontal	N/A
2136.000	-27.35	-0.45	-13.0	-14.35	176.00	Horizontal	Horizontal	N/A
3456.000	-41.09	3.50	-13.0	-28.09	125.00	Horizontal	Horizontal	Pass
6912.000	-42.28	15.49	-13.0	-29.28	338.00	Horizontal	Horizontal	Pass
19053.875	-30.40	44.20	-13.0	-17.40	129.00	Horizontal	Horizontal	Pass

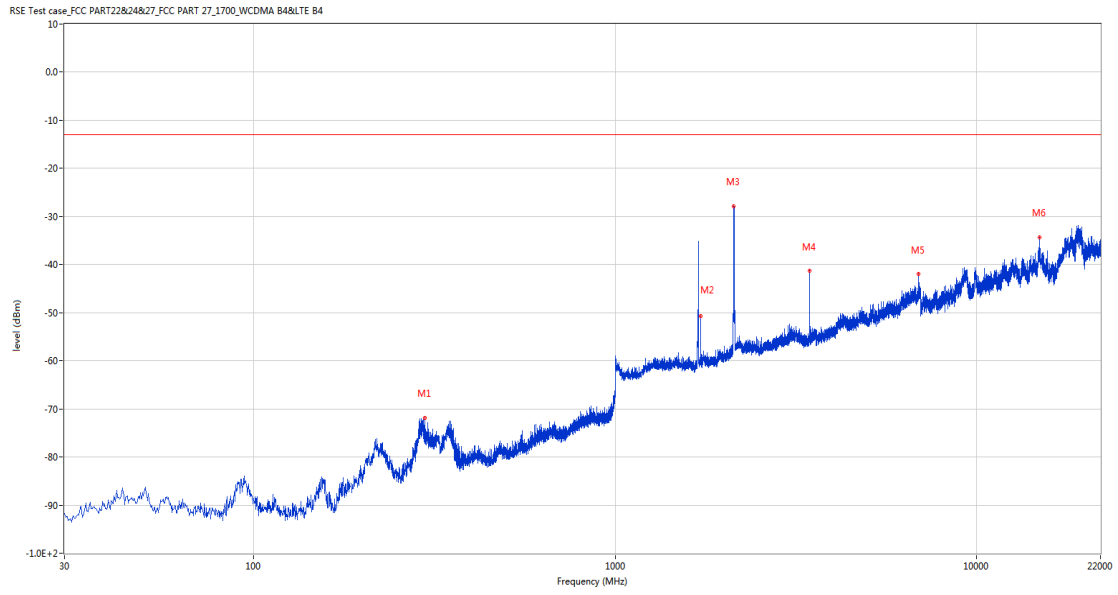
## 4.5 LTE Band4 BW15, Middle Channel

### RSE-V&H LTE Band 4 BW15 CH20175



Frequency (MHz)	Result (dBm)	Factor (dB)	PK Limit (dBm)	Over Limit (dB)	Table (o)	ANT	EUT	Verdict
294.325	-69.93	-13.20	-13.0	-56.93	82.00	Vertical	Horizontal	Pass
1726.000	-55.63	-1.89	-13.0	-42.63	66.00	Vertical	Horizontal	N/A
2132.000	-45.26	-0.57	-13.0	-32.26	216.00	Vertical	Horizontal	N/A
3452.000	-46.12	3.53	-13.0	-33.12	355.00	Vertical	Horizontal	Pass
6903.000	-39.22	15.25	-13.0	-26.22	106.00	Vertical	Horizontal	Pass
18360.125	-30.60	44.72	-13.0	-17.60	44.00	Vertical	Horizontal	Pass

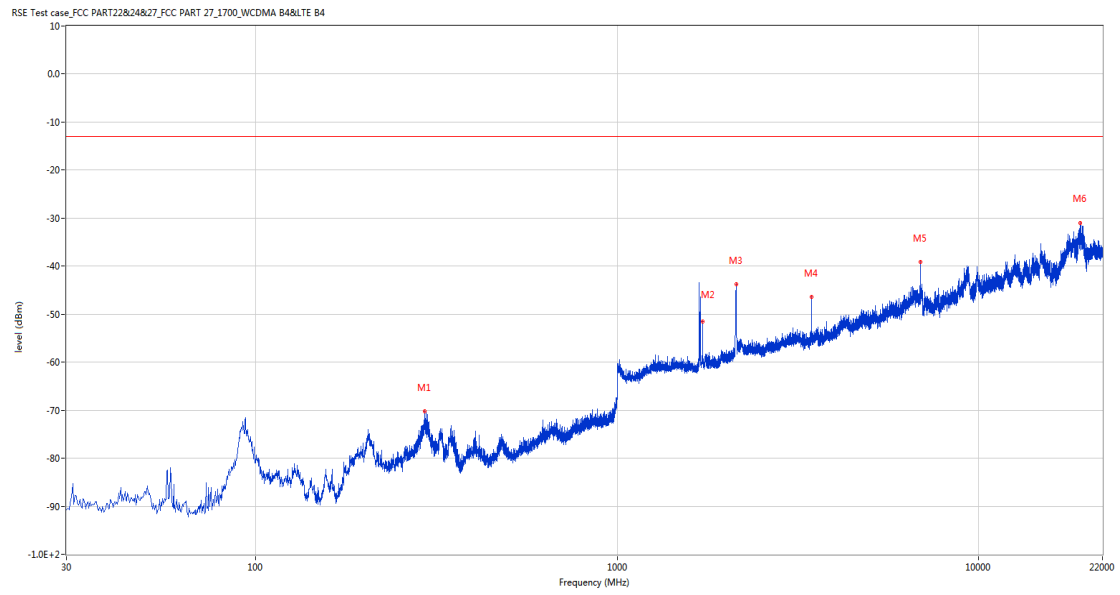
RSE-H&H LTE Band 4 BW15 CH20175



Frequency (MHz)	Result (dBm)	Factor (dB)	PK Limit (dBm)	Over Limit (dB)	Table (o)	ANT	EUT	Verdict
297.962	-71.82	-13.06	-13.0	-58.82	43.00	Horizontal	Horizontal	Pass
1725.500	-50.65	-1.89	-13.0	-37.65	254.00	Horizontal	Horizontal	N/A
2126.500	-27.83	-0.70	-13.0	-14.83	151.00	Horizontal	Horizontal	N/A
3452.000	-41.29	3.53	-13.0	-28.29	60.00	Horizontal	Horizontal	Pass
6903.000	-41.94	15.25	-13.0	-28.94	339.00	Horizontal	Horizontal	Pass
14912.187	-34.28	41.01	-13.0	-21.28	45.00	Horizontal	Horizontal	Pass

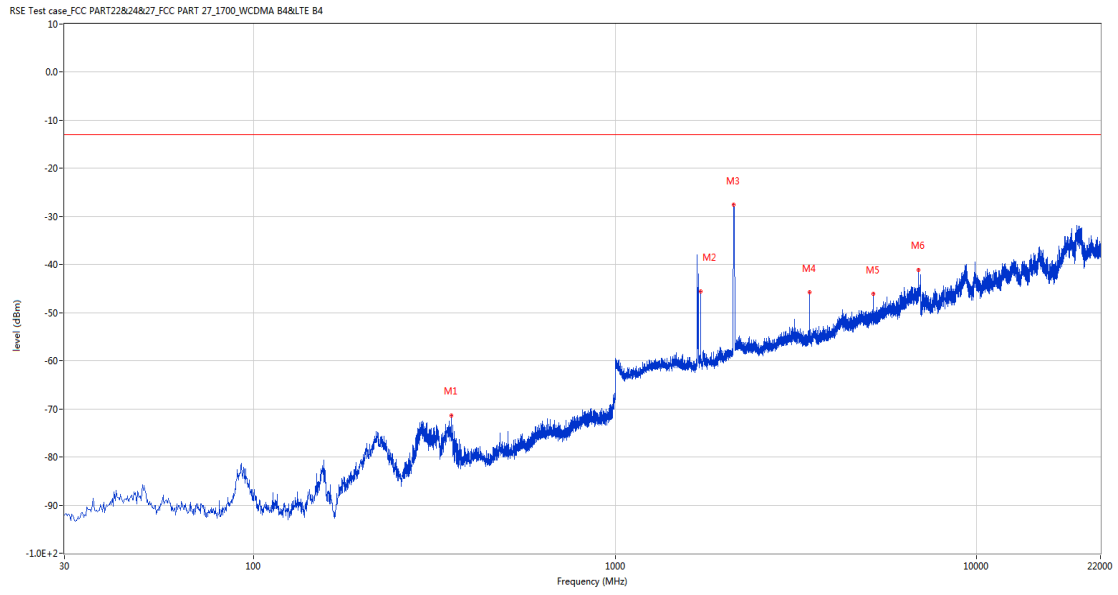
## 4.5 LTE Band4 BW20, Middle Channel

### RSE-V&H LTE Band 4 BW20 CH20175



Frequency (MHz)	Result (dBm)	Factor (dB)	PK Limit (dBm)	Over Limit (dB)	Table (o)	ANT	EUT	Verdict
294.325	-70.29	-13.20	-13.0	-57.29	88.00	Vertical	Horizontal	Pass
1723.500	-51.61	-1.89	-13.0	-38.61	223.00	Vertical	Horizontal	N/A
2139.000	-43.78	-0.39	-13.0	-30.78	144.00	Vertical	Horizontal	N/A
3447.000	-46.37	3.37	-13.0	-33.37	275.00	Vertical	Horizontal	Pass
6894.000	-39.16	15.30	-13.0	-26.16	77.00	Vertical	Horizontal	Pass
19072.375	-30.97	44.78	-13.0	-17.97	68.00	Vertical	Horizontal	Pass

RSE-H&H LTE Band 4 BW20 CH20175

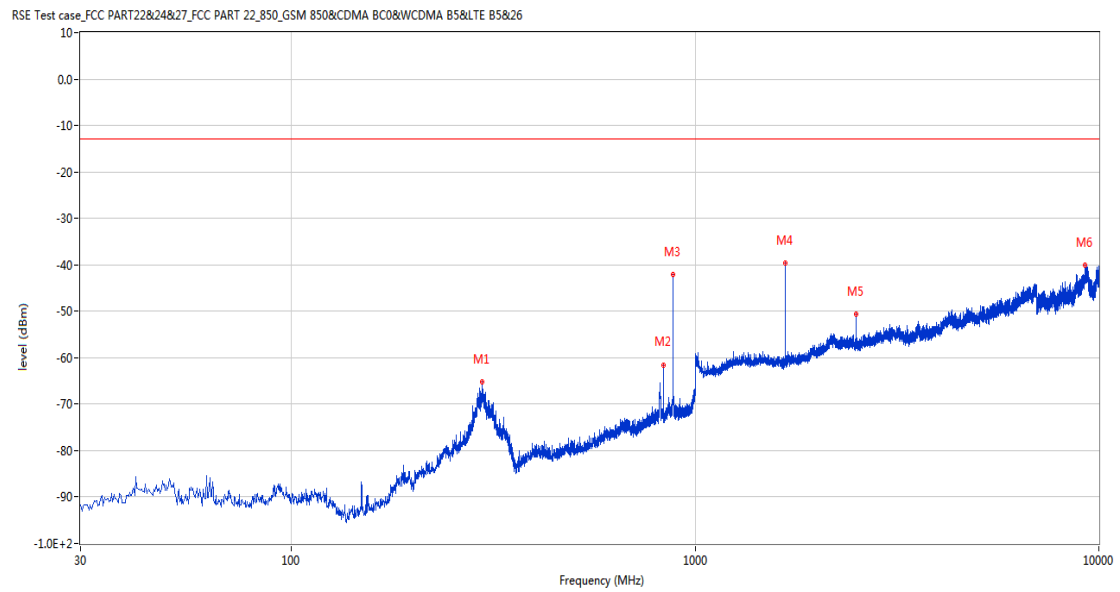


Frequency (MHz)	Result (dBm)	Factor (dB)	PK Limit (dBm)	Over Limit (dB)	Table (o)	ANT	EUT	Verdict
352.525	-71.32	-12.53	-13.0	-58.32	47.00	Horizontal	Horizontal	Pass
1723.500	-45.63	-1.89	-13.0	-32.63	230.00	Horizontal	Horizontal	N/A
2132.000	-27.57	-0.57	-13.0	-14.57	264.00	Horizontal	Horizontal	N/A
3447.000	-45.76	3.37	-13.0	-32.76	6.00	Horizontal	Horizontal	Pass
5171.000	-46.08	9.45	-13.0	-33.08	183.00	Horizontal	Horizontal	Pass
6894.000	-41.05	15.30	-13.0	-28.05	1.00	Horizontal	Horizontal	Pass

## 5 LTE Band 5

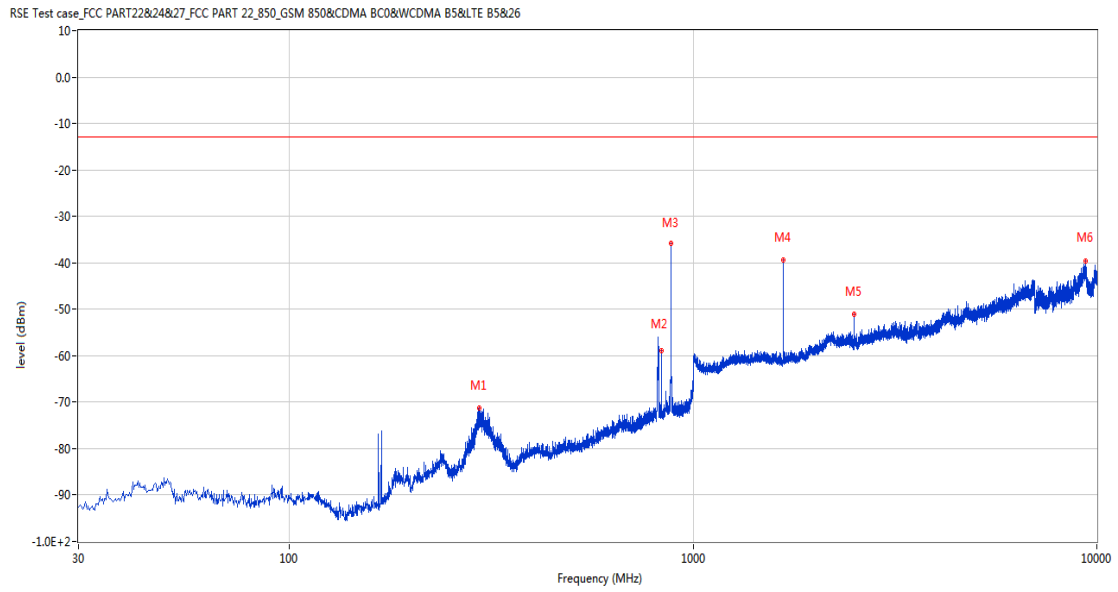
### 5.1 LTE Band 5 BW1.4,Middle Channel

RSE-V&H LTE Band 5 BW1.4 CH20525



Frequency (MHz)	Result (dBm)	Factor (dB)	PK Limit (dBm)	Over Limit (dB)	Table (o)	ANT	EUT	Verdict
296.265	-65.23	-12.88	-13.0	-52.23	201.00	Vertical	Horizontal	Pass
836.070	-61.53	-1.28	-13.0	-48.53	65.00	Vertical	Horizontal	N/A
881.903	-42.13	-1.44	-13.0	-29.13	360.00	Vertical	Horizontal	N/A
1672.000	-39.62	-4.41	-13.0	-26.62	108.00	Vertical	Horizontal	Pass
2508.000	-50.66	1.03	-13.0	-37.66	337.00	Vertical	Horizontal	Pass
9257.500	-40.06	36.03	-13.0	-27.06	217.00	Vertical	Horizontal	Pass

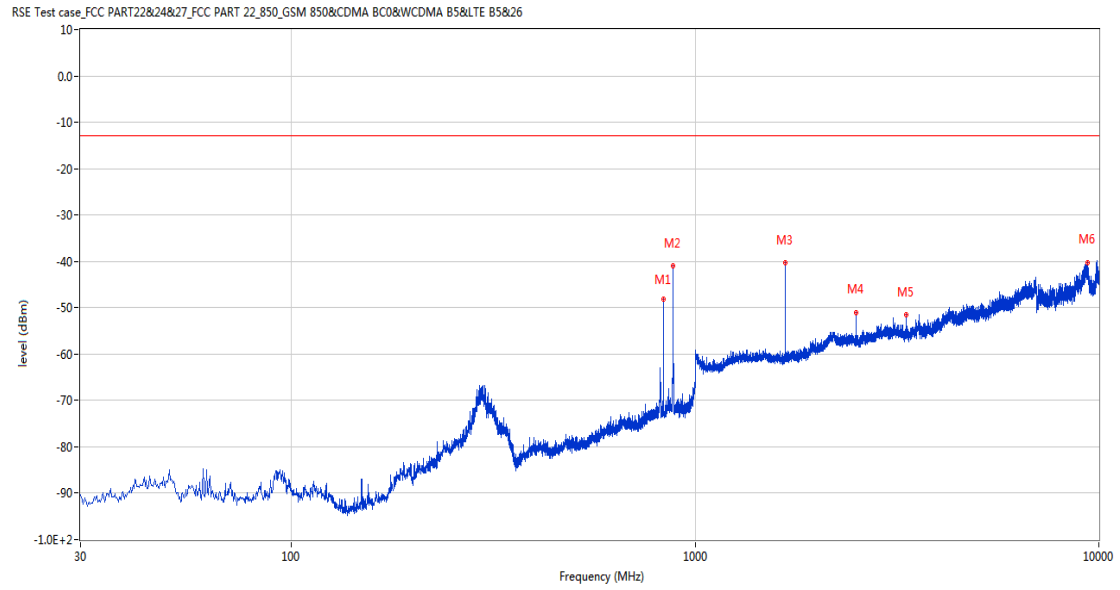
RSE-H&H LTE Band 5 BW1.4 CH20525



Frequency (MHz)	Result (dBm)	Factor (dB)	PK Limit (dBm)	Over Limit (dB)	Table (o)	ANT	EUT	Verdict
295.780	-71.18	-12.88	-13.0	-58.18	139.00	Horizontal	Horizontal	Pass
836.070	-58.85	-1.28	-13.0	-45.85	14.00	Horizontal	Horizontal	N/A
881.660	-35.85	-1.44	-13.0	-22.85	351.00	Horizontal	Horizontal	N/A
1672.000	-39.38	-4.41	-13.0	-26.38	163.00	Horizontal	Horizontal	Pass
2508.000	-51.09	1.03	-13.0	-38.09	60.00	Horizontal	Horizontal	Pass
9381.250	-39.55	36.26	-13.0	-26.55	363.00	Horizontal	Horizontal	Pass

## 5.2 LTE Band 5 BW3, Middle Channel

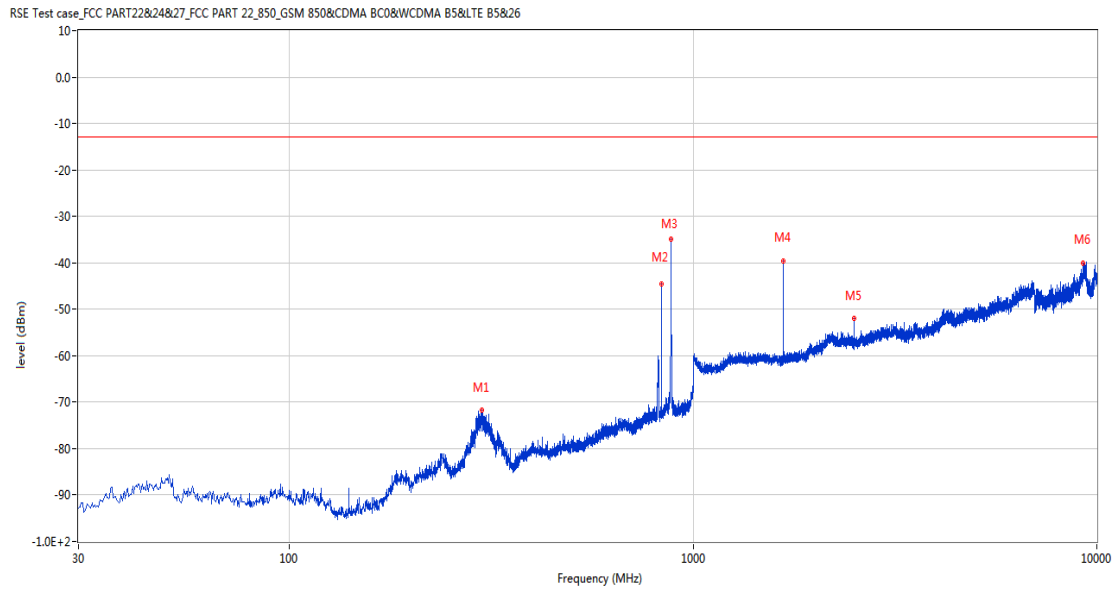
RSE-V&H LTE Band 5 BW3 CH20525



Frequency (MHz)	Result (dBm)	Factor (dB)	PK Limit (dBm)	Over Limit (dB)	Table (o)	ANT	EUT	Verdict
835.100	-48.20	-1.28	-13.0	-35.20	360.00	Vertical	Horizontal	N/A
881.903	-41.05	-1.44	-13.0	-28.05	12.00	Vertical	Horizontal	N/A
1670.500	-40.27	-4.48	-13.0	-27.27	98.00	Vertical	Horizontal	Pass
2505.500	-50.96	0.81	-13.0	-37.96	333.00	Vertical	Horizontal	Pass
3341.000	-51.61	2.75	-13.0	-38.61	298.00	Vertical	Horizontal	Pass
9398.500	-40.19	36.50	-13.0	-27.19	355.00	Vertical	Horizontal	Pass



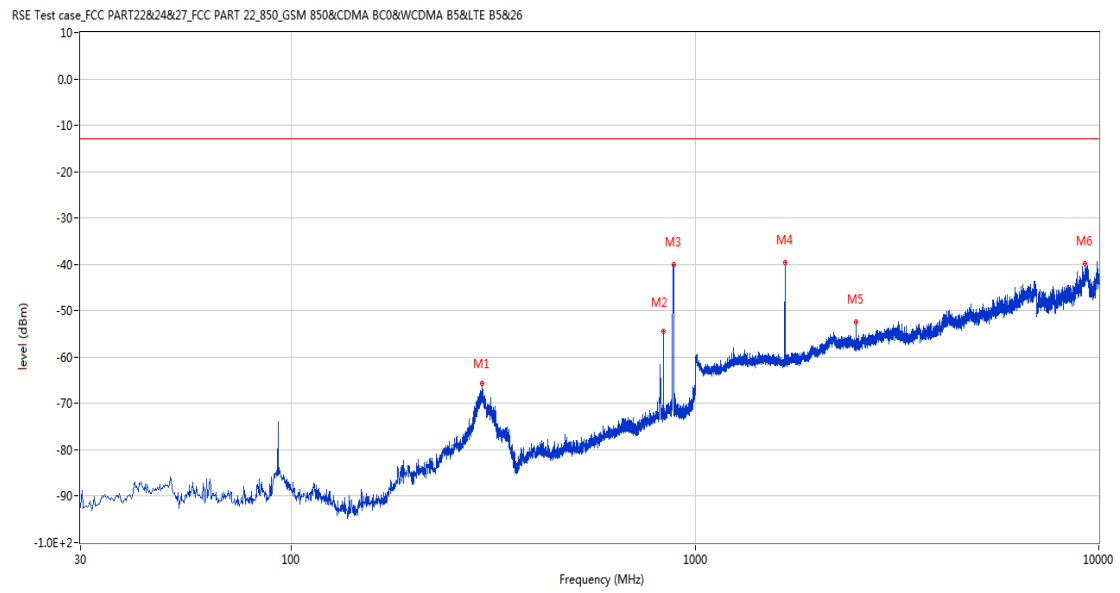
RSE-H&H LTE Band 5 BW3 CH20525



Frequency (MHz)	Result (dBm)	Factor (dB)	PK Limit (dBm)	Over Limit (dB)	Table (o)	ANT	EUT	Verdict
299.418	-71.77	-13.17	-13.0	-58.77	146.00	Horizontal	Horizontal	Pass
835.100	-44.61	-1.28	-13.0	-31.61	7.00	Horizontal	Horizontal	N/A
881.660	-34.85	-1.44	-13.0	-21.85	338.00	Horizontal	Horizontal	N/A
1670.500	-39.50	-4.48	-13.0	-26.50	157.00	Horizontal	Horizontal	Pass
2506.000	-51.92	0.86	-13.0	-38.92	64.00	Horizontal	Horizontal	Pass
9263.500	-40.02	36.16	-13.0	-27.02	0.00	Horizontal	Horizontal	Pass

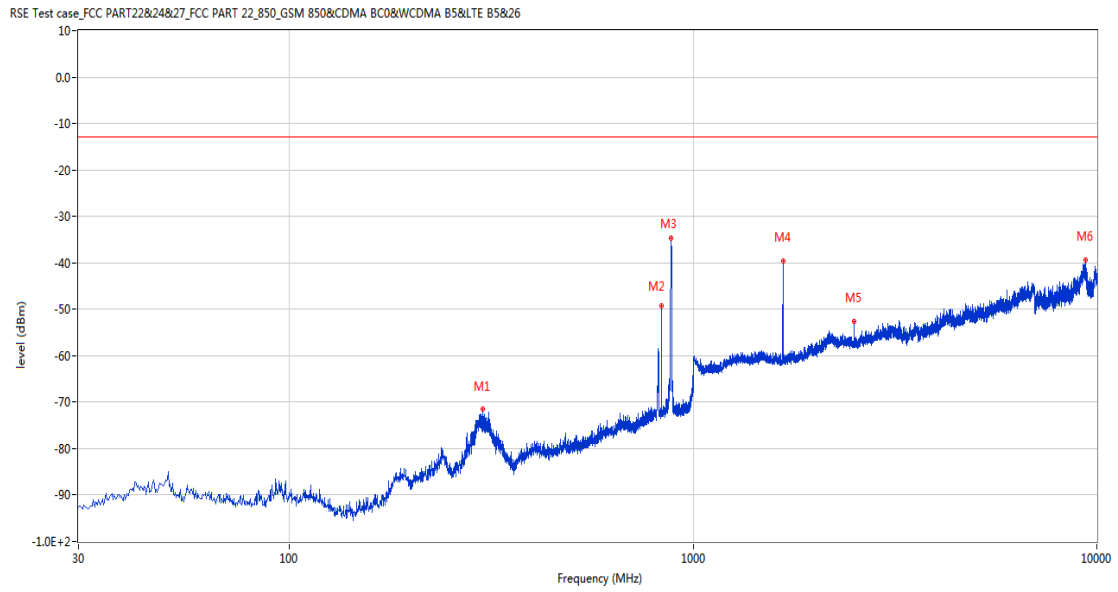
### 5.3 LTE Band 5 BW5, Middle Channel

RSE-V&H LTE Band 5 BW5 CH20525



Frequency (MHz)	Result (dBm)	Factor (dB)	PK Limit (dBm)	Over Limit (dB)	Table (o)	ANT	EUT	Verdict
296.265	-65.62	-12.88	-13.0	-52.62	192.00	Vertical	Horizontal	Pass
834.372	-54.44	-1.29	-13.0	-41.44	347.00	Vertical	Horizontal	N/A
883.600	-40.12	-1.38	-13.0	-27.12	-1.00	Vertical	Horizontal	N/A
1668.500	-39.62	-4.29	-13.0	-26.62	298.00	Vertical	Horizontal	Pass
2503.000	-52.42	0.60	-13.0	-39.42	113.00	Vertical	Horizontal	Pass
9261.250	-39.73	36.16	-13.0	-26.73	360.00	Vertical	Horizontal	Pass

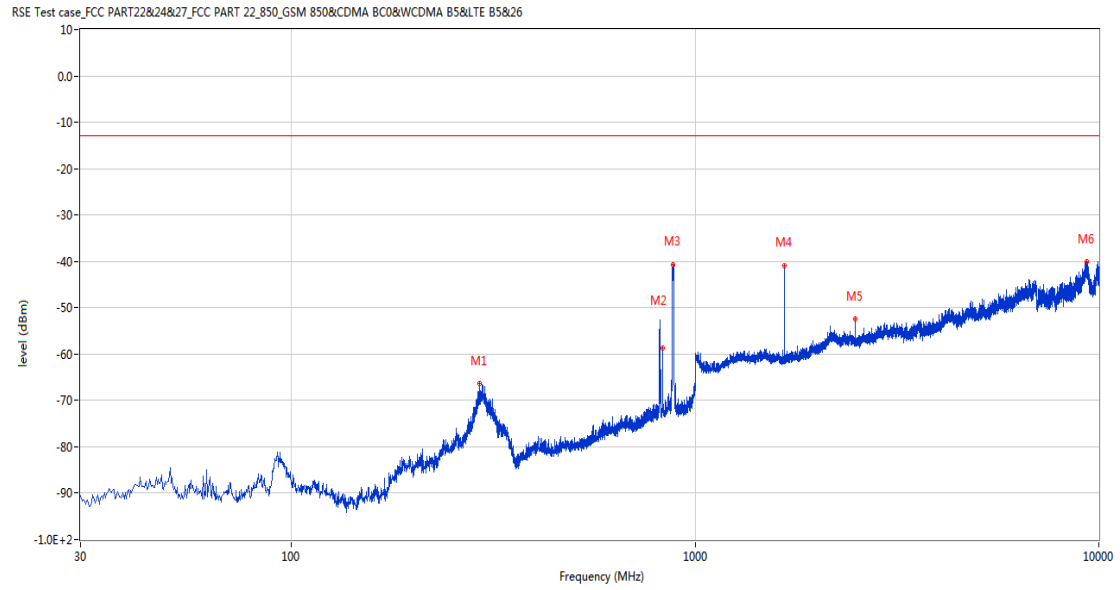
RSE-H&H LTE Band 5 BW5 CH20525



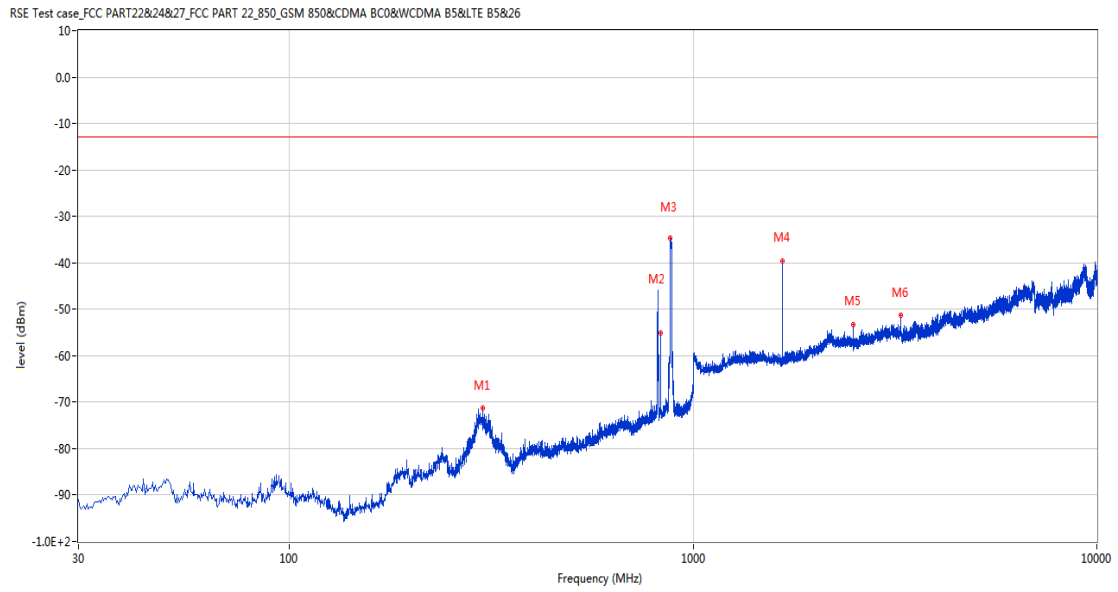
Frequency (MHz)	Result (dBm)	Factor (dB)	PK Limit (dBm)	Over Limit (dB)	Table (o)	ANT	EUT	Verdict
300.630	-71.50	-13.20	-13.0	-58.50	102.00	Horizontal	Horizontal	Pass
834.372	-49.17	-1.29	-13.0	-36.17	30.00	Horizontal	Horizontal	N/A
881.660	-34.65	-1.44	-13.0	-21.65	340.00	Horizontal	Horizontal	N/A
1668.500	-39.50	-4.29	-13.0	-26.50	150.00	Horizontal	Horizontal	Pass
2503.000	-52.56	0.60	-13.0	-39.56	87.00	Horizontal	Horizontal	Pass
9374.500	-39.34	36.11	-13.0	-26.34	69.00	Horizontal	Horizontal	Pass

## 5.4 LTE Band 5 BW10,Middle Channel

RSE-V&H LTE Band 5 BW10 CH20525



Frequency (MHz)	Result (dBm)	Factor (dB)	PK Limit (dBm)	Over Limit (dB)	Table (o)	ANT	EUT	Verdict
292.870	-66.43	-13.08	-13.0	-53.43	176.00	Vertical	Horizontal	Pass
831.948	-58.69	-1.31	-13.0	-45.69	360.00	Vertical	Horizontal	N/A
881.903	-40.67	-1.44	-13.0	-27.67	360.00	Vertical	Horizontal	N/A
1664.000	-40.88	-4.63	-13.0	-27.88	113.00	Vertical	Horizontal	Pass
2496.000	-52.45	0.32	-13.0	-39.45	113.00	Vertical	Horizontal	Pass
9317.500	-40.11	35.89	-13.0	-27.11	341.00	Vertical	Horizontal	Pass

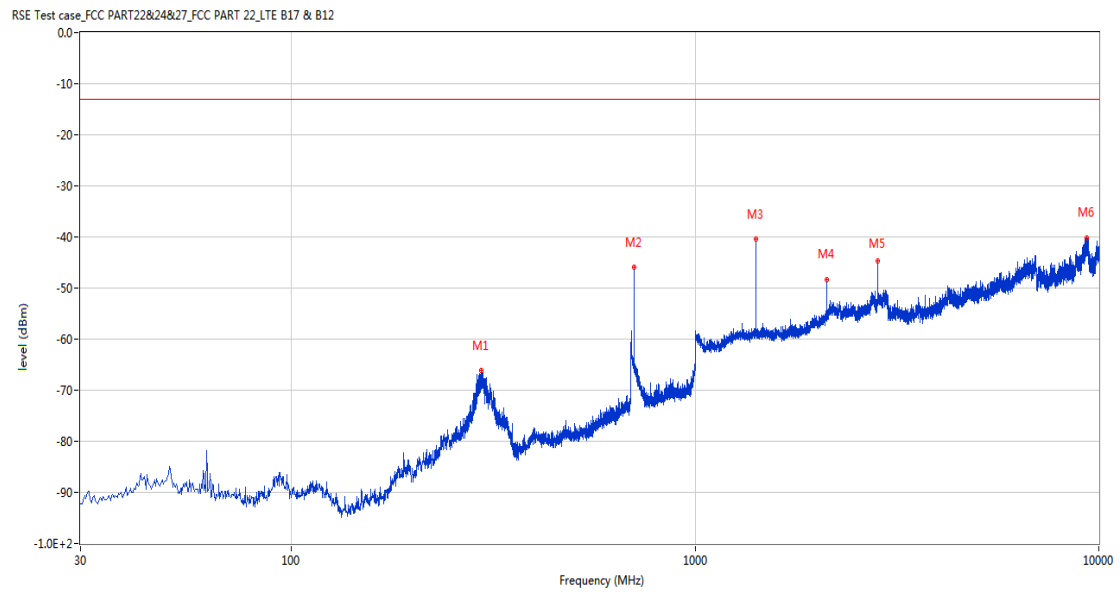


Frequency (MHz)	Result (dBm)	Factor (dB)	PK Limit (dBm)	Over Limit (dB)	Table (o)	ANT	EUT	Verdict
300.630	-71.24	-13.20	-13.0	-58.24	94.00	Horizontal	Horizontal	Pass
831.948	-55.19	-1.31	-13.0	-42.19	33.00	Horizontal	Horizontal	N/A
877.295	-34.73	-1.39	-13.0	-21.73	350.00	Horizontal	Horizontal	N/A
1664.000	-39.53	-4.63	-13.0	-26.53	166.00	Horizontal	Horizontal	Pass
2496.000	-53.21	0.32	-13.0	-40.21	63.00	Horizontal	Horizontal	Pass
3269.000	-51.31	4.18	-13.0	-38.31	92.00	Horizontal	Horizontal	Pass

## 6 LTE Band 12

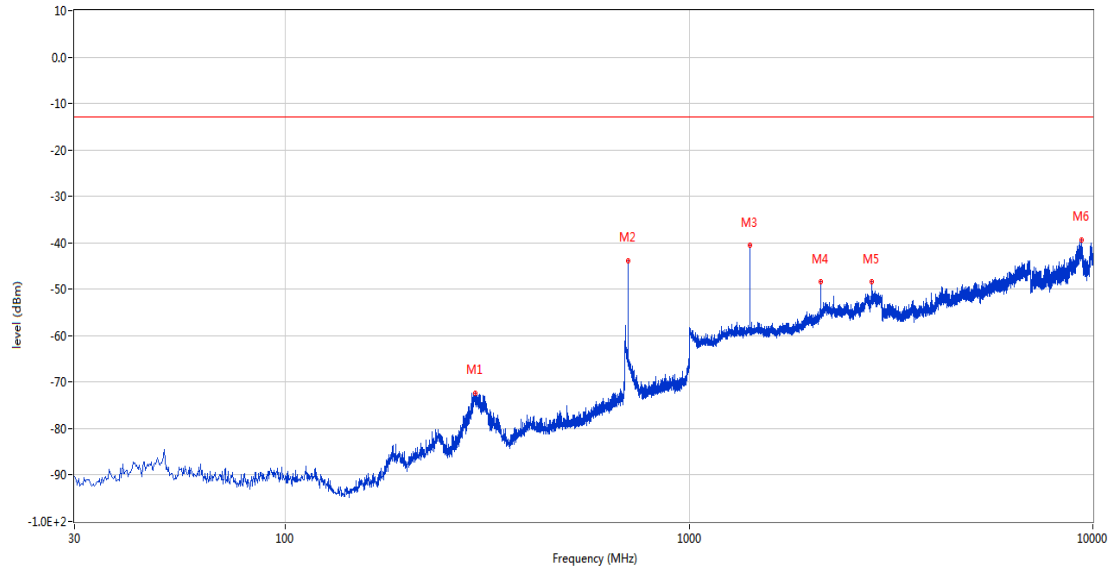
### 6.1 LTE Band 12 BW1.4,Middle Channel

RSE-V&H LTE Band 12 BW1.4 CH23095



Frequency (MHz)	Result (dBm)	Factor (dB)	PK Limit (dBm)	Over Limit (dB)	Table (o)	ANT	EUT	Verdict
295.295	-66.19	-11.83	-13.0	-53.19	236.00	Vertical	Horizontal	Pass
707.060	-45.94	5.61	-13.0	-32.94	111.00	Vertical	Horizontal	N/A
1414.000	-40.50	-1.60	-13.0	-27.50	103.00	Vertical	Horizontal	Pass
2121.000	-48.44	1.60	-13.0	-35.44	279.00	Vertical	Horizontal	Pass
2828.000	-44.60	5.91	-13.0	-31.60	112.00	Vertical	Horizontal	Pass
9315.250	-40.15	35.90	-13.0	-27.15	42.00	Vertical	Horizontal	Pass

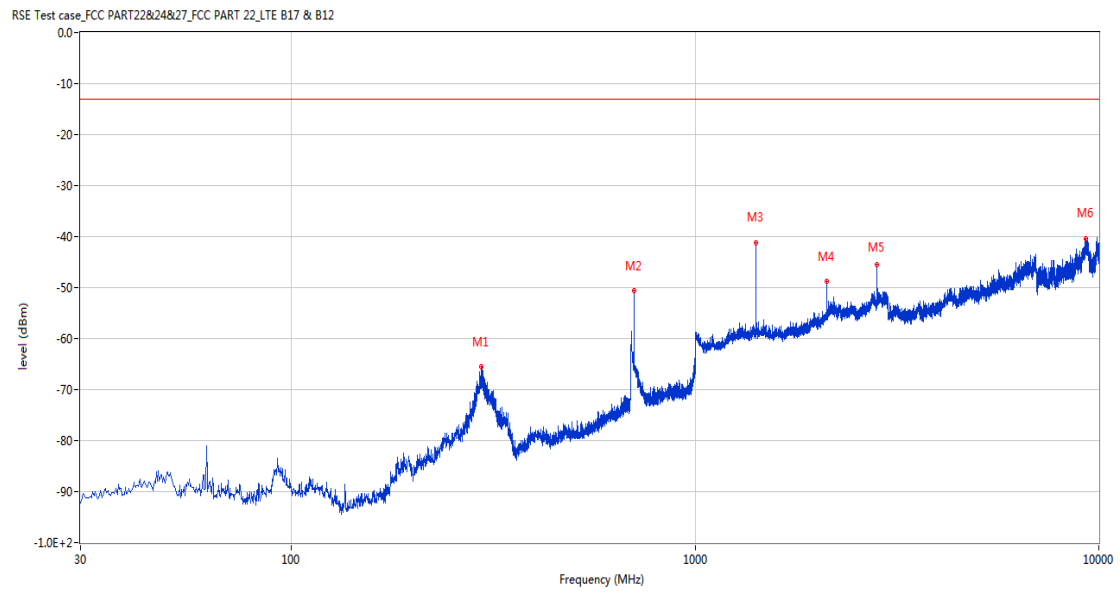
RSE Test case\_FCC PART22&24&27\_FCC PART 22\_LTE B17 & B12



Frequency (MHz)	Result (dBm)	Factor (dB)	PK Limit (dBm)	Over Limit (dB)	Table (o)	ANT	EUT	Verdict
295.295	-72.28	-11.83	-13.0	-59.28	107.00	Horizontal	Horizontal	Pass
707.060	-43.99	5.61	-13.0	-30.99	177.00	Horizontal	Horizontal	N/A
1414.000	-40.59	-1.60	-13.0	-27.59	122.00	Horizontal	Horizontal	Pass
2121.000	-48.37	1.60	-13.0	-35.37	316.00	Horizontal	Horizontal	Pass
2828.000	-48.33	5.91	-13.0	-35.33	314.00	Horizontal	Horizontal	Pass
9363.250	-39.43	35.84	-13.0	-26.43	-1.00	Horizontal	Horizontal	Pass

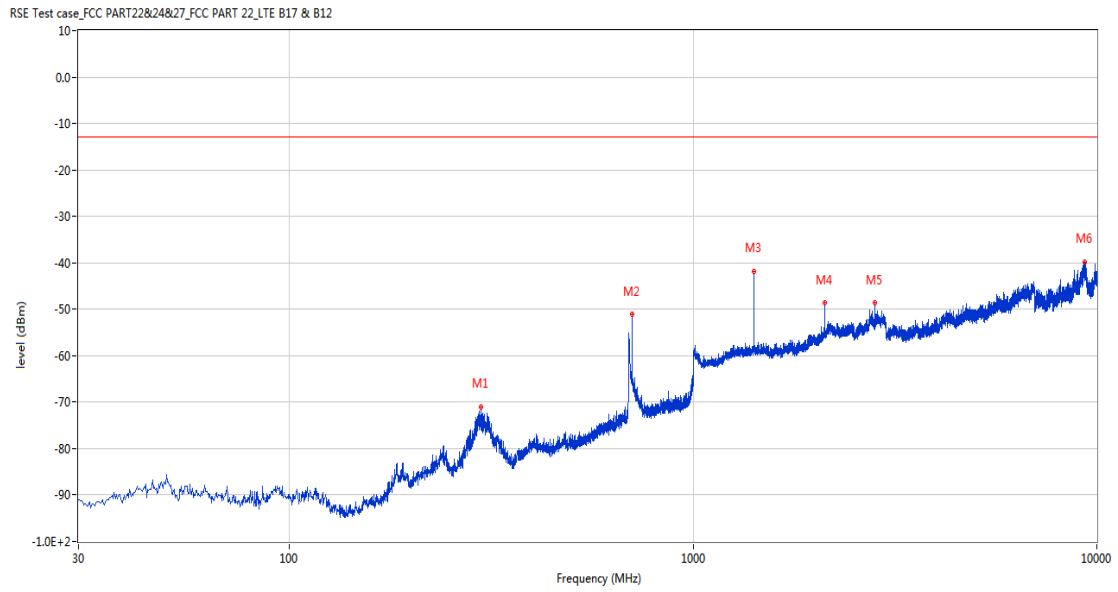
## 6.2 LTE Band 12 BW3, Middle Channel

RSE-V&H LTE Band 12 BW3 CH23095



Frequency (MHz)	Result (dBm)	Factor (dB)	PK Limit (dBm)	Over Limit (dB)	Table (o)	ANT	EUT	Verdict
295.295	-65.61	-11.83	-13.0	-52.61	216.00	Vertical	Horizontal	Pass
706.333	-50.68	5.75	-13.0	-37.68	101.00	Vertical	Horizontal	N/A
1412.500	-41.19	-1.64	-13.0	-28.19	107.00	Vertical	Horizontal	Pass
2118.500	-48.85	1.48	-13.0	-35.85	272.00	Vertical	Horizontal	Pass
2825.000	-45.61	5.49	-13.0	-32.61	107.00	Vertical	Horizontal	Pass
9294.250	-40.34	36.02	-13.0	-27.34	217.00	Vertical	Horizontal	Pass

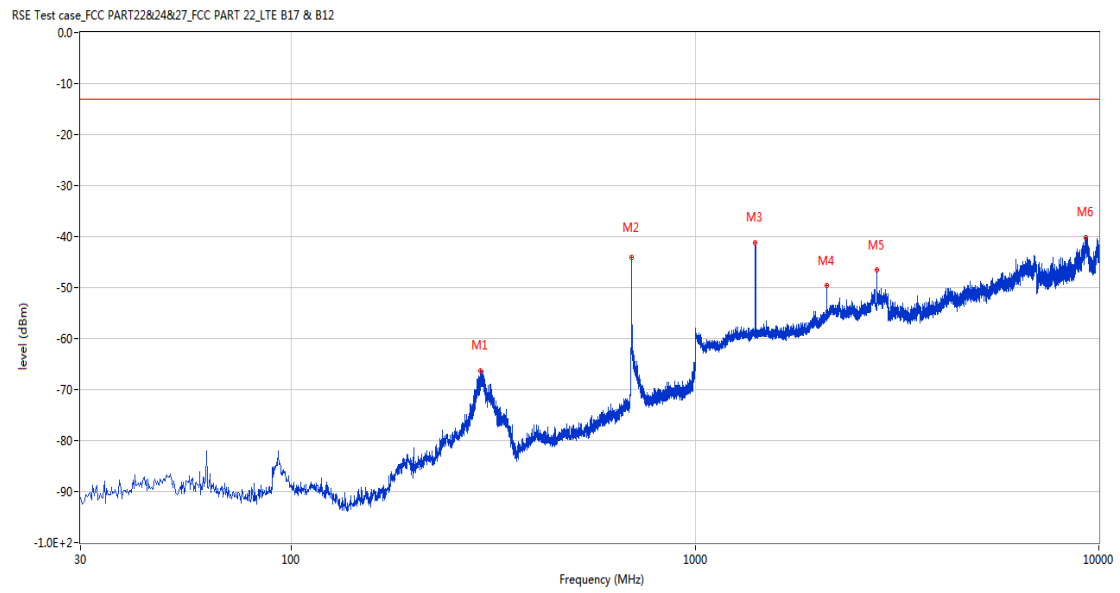




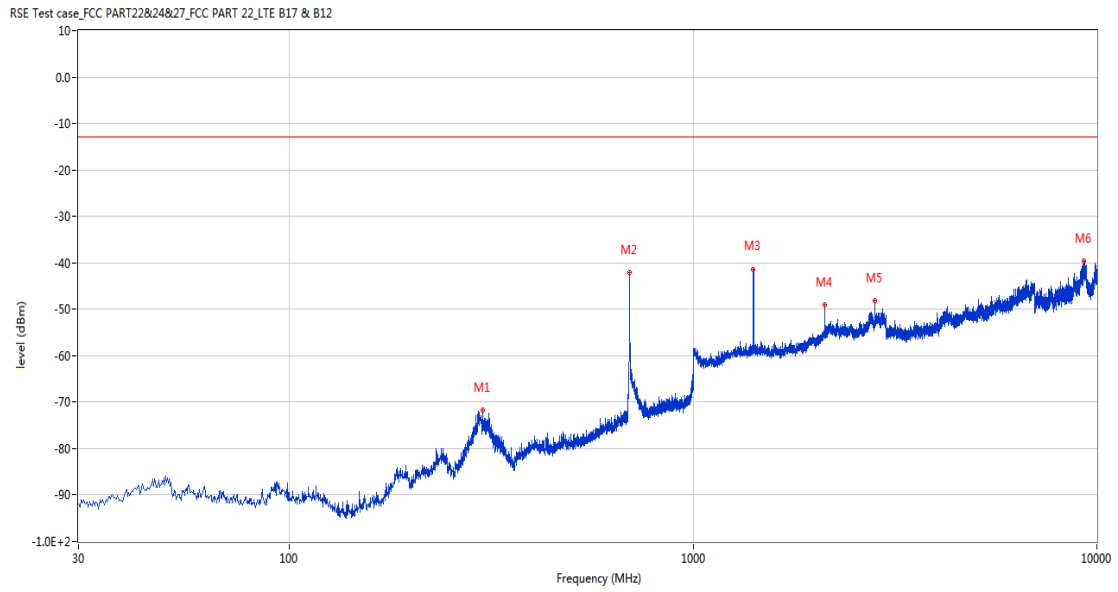
Frequency (MHz)	Result (dBm)	Factor (dB)	PK Limit (dBm)	Over Limit (dB)	Table (o)	ANT	EUT	Verdict
297.478	-70.95	-11.82	-13.0	-57.95	111.00	Horizontal	Horizontal	Pass
706.333	-51.11	5.75	-13.0	-38.11	187.00	Horizontal	Horizontal	N/A
1412.500	-41.78	-1.64	-13.0	-28.78	127.00	Horizontal	Horizontal	Pass
2118.500	-48.56	1.48	-13.0	-35.56	302.00	Horizontal	Horizontal	Pass
2825.000	-48.48	5.49	-13.0	-35.48	331.00	Horizontal	Horizontal	Pass
9311.500	-39.76	35.92	-13.0	-26.76	102.00	Horizontal	Horizontal	Pass

### 6.3 LTE Band 12 BW5,Middle Channel

RSE-V&H LTE Band 12 BW5 CH23095



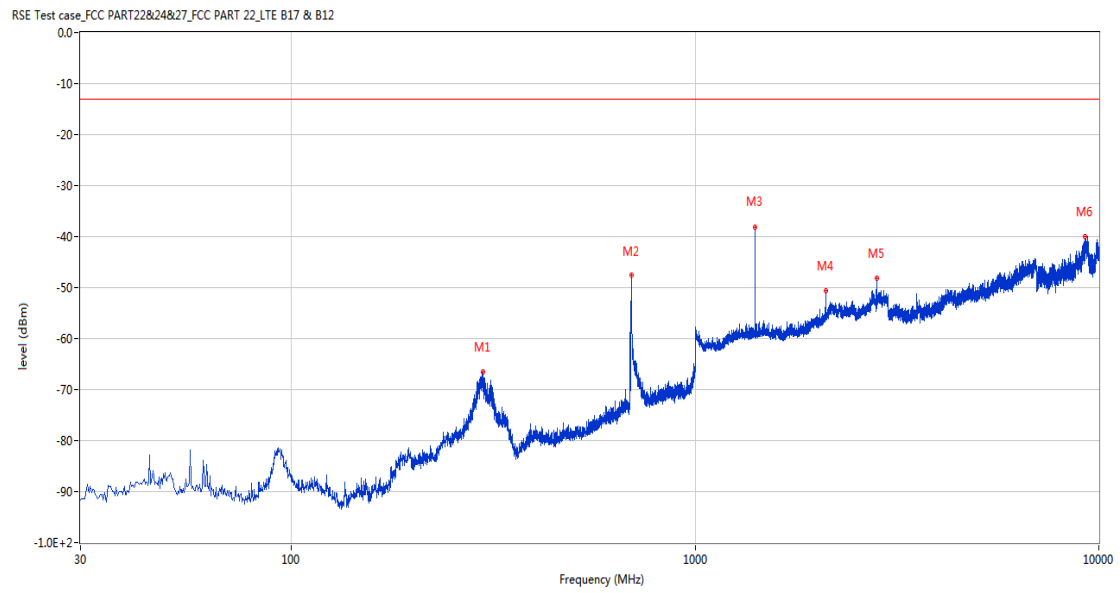
Frequency (MHz)	Result (dBm)	Factor (dB)	PK Limit (dBm)	Over Limit (dB)	Table (o)	ANT	EUT	Verdict
294.082	-66.26	-12.01	-13.0	-53.26	231.00	Vertical	Horizontal	Pass
696.633	-44.15	7.56	-13.0	-31.15	129.00	Vertical	Horizontal	N/A
1410.500	-41.18	-1.73	-13.0	-28.18	360.00	Vertical	Horizontal	Pass
2116.000	-49.64	1.60	-13.0	-36.64	272.00	Vertical	Horizontal	Pass
2821.500	-46.55	4.92	-13.0	-33.55	105.00	Vertical	Horizontal	Pass
9298.750	-40.20	35.99	-13.0	-27.20	16.00	Vertical	Horizontal	Pass



Frequency (MHz)	Result (dBm)	Factor (dB)	PK Limit (dBm)	Over Limit (dB)	Table (o)	ANT	EUT	Verdict
300.873	-71.74	-12.06	-13.0	-58.74	118.00	Horizontal	Horizontal	Pass
696.875	-42.11	7.52	-13.0	-29.11	362.00	Horizontal	Horizontal	N/A
1410.500	-41.30	-1.73	-13.0	-28.30	122.00	Horizontal	Horizontal	Pass
2116.000	-49.14	1.60	-13.0	-36.14	311.00	Horizontal	Horizontal	Pass
2821.500	-48.10	4.92	-13.0	-35.10	317.00	Horizontal	Horizontal	Pass
9298.750	-39.62	35.99	-13.0	-26.62	123.00	Horizontal	Horizontal	Pass

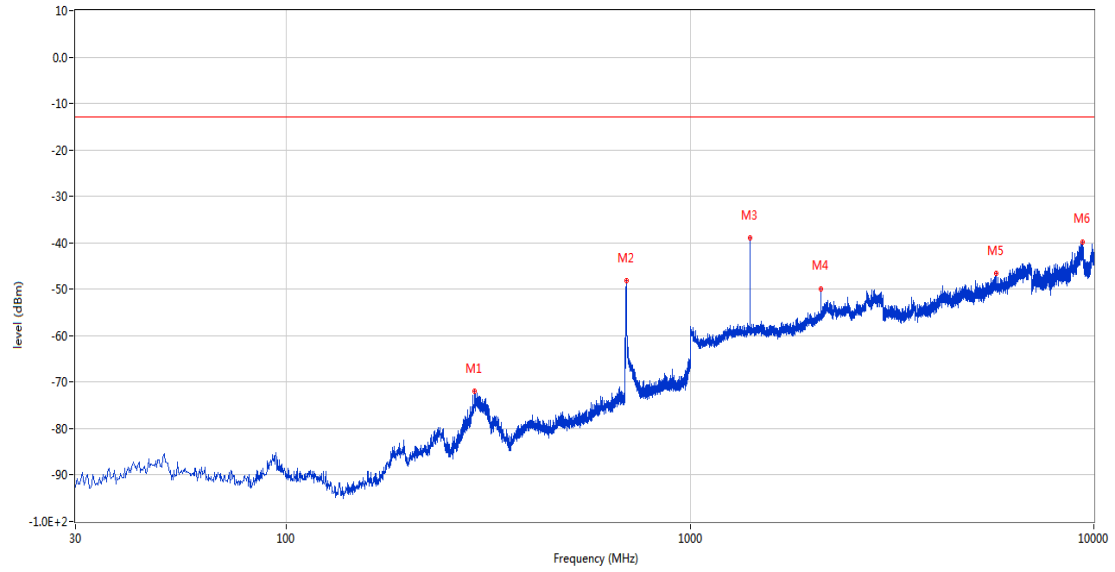
## 6.4 LTE Band 12 BW10, Middle Channel

RSE-V&H LTE Band 12 BW10 CH23095



Frequency (MHz)	Result (dBm)	Factor (dB)	PK Limit (dBm)	Over Limit (dB)	Table (o)	ANT	EUT	Verdict
298.690	-66.57	-11.93	-13.0	-53.57	215.00	Vertical	Horizontal	Pass
695.905	-47.48	7.70	-13.0	-34.48	95.00	Vertical	Horizontal	N/A
1406.000	-38.11	-1.64	-13.0	-25.11	108.00	Vertical	Horizontal	Pass
2109.000	-50.64	2.05	-13.0	-37.64	108.00	Vertical	Horizontal	Pass
2812.500	-48.17	4.43	-13.0	-35.17	286.00	Vertical	Horizontal	Pass
9262.000	-39.98	36.16	-13.0	-26.98	344.00	Vertical	Horizontal	Pass

RSE Test case\_FCC PART22&24&27\_FCC PART 22\_LTE B17 & B12

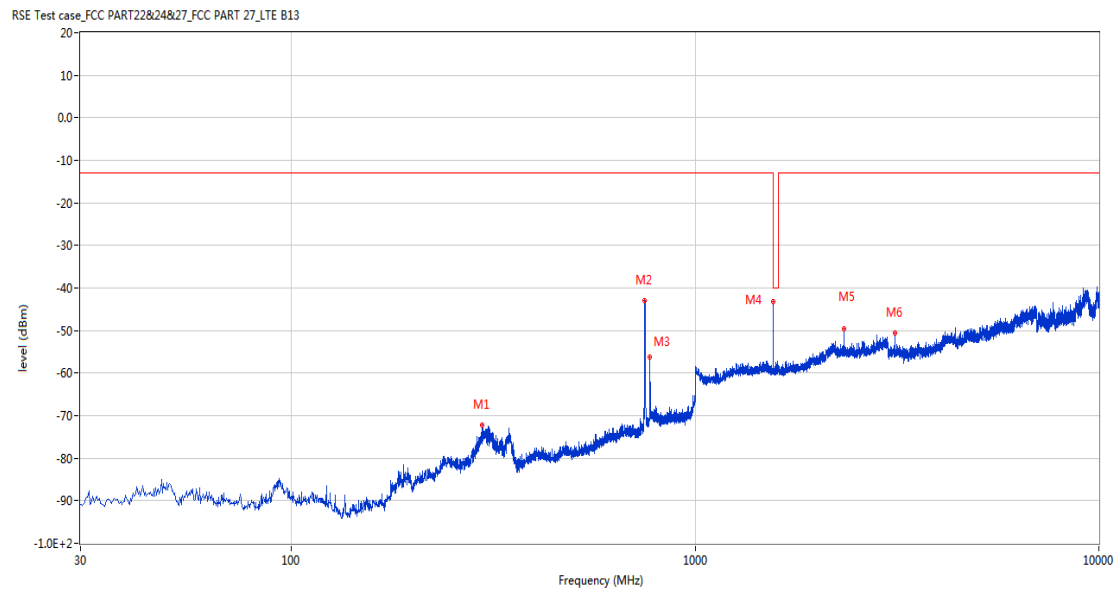


Frequency (MHz)	Result (dBm)	Factor (dB)	PK Limit (dBm)	Over Limit (dB)	Table (o)	ANT	EUT	Verdict
292.870	-72.00	-12.20	-13.0	-59.00	144.00	Horizontal	Horizontal	Pass
693.965	-48.22	3.32	-13.0	-35.22	9.00	Horizontal	Horizontal	N/A
1406.000	-39.00	-1.64	-13.0	-26.00	131.00	Horizontal	Horizontal	Pass
2109.000	-49.83	2.05	-13.0	-36.83	302.00	Horizontal	Horizontal	Pass
5738.000	-46.55	11.61	-13.0	-33.55	25.00	Horizontal	Horizontal	Pass
9391.000	-39.85	36.40	-13.0	-26.85	326.00	Horizontal	Horizontal	Pass

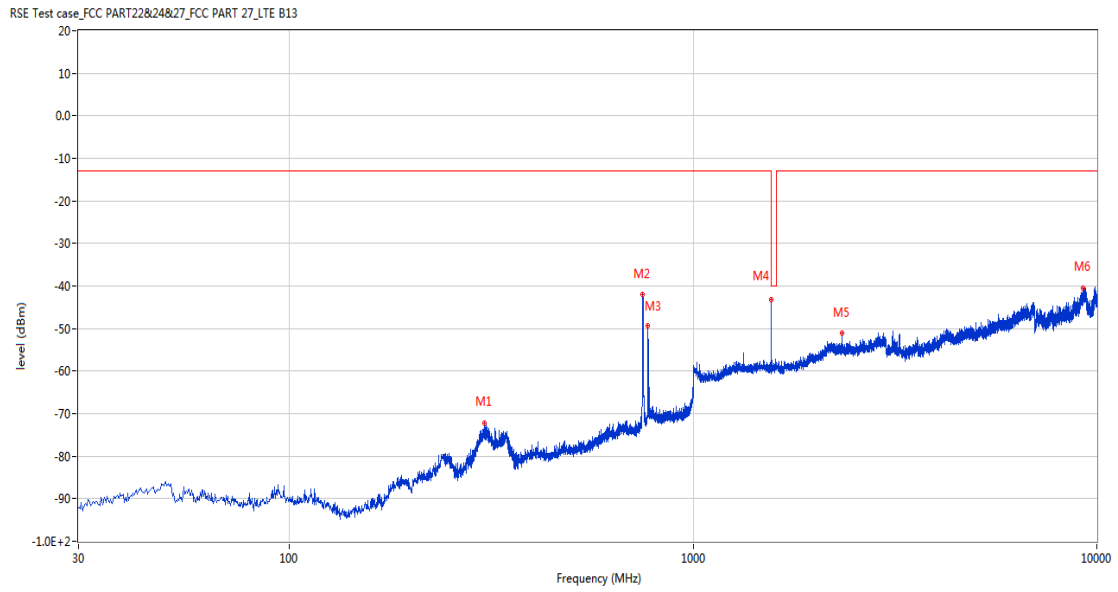
## 7 LTE Band 13

### 7.1 LTE Band 13 BW5,Middle Channel

RSE-V&H LTE Band 13 BW5 CH23230



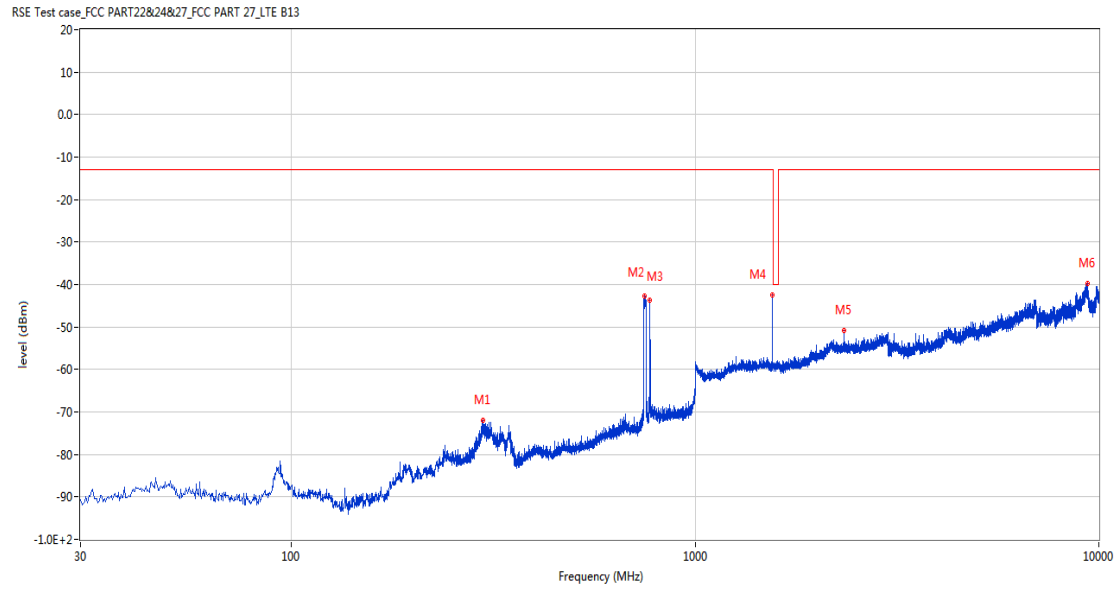
Frequency (MHz)	Result (dBm)	Factor (dB)	PK Limit (dBm)	Over Limit (dB)	Table (o)	ANT	EUT	Verdict
297.235	-72.18	-12.02	-13.0	-59.18	215.00	Vertical	Horizontal	Pass
749.013	-42.88	-2.51	-13.0	-29.88	360.00	Vertical	Horizontal	N/A
771.322	-56.22	1.01	-13.0	-43.22	265.00	Vertical	Horizontal	N/A
1559.500	-43.19	-2.31	-40.0	-3.19	301.00	Vertical	Horizontal	Pass
2339.500	-49.60	2.42	-13.0	-36.60	120.00	Vertical	Horizontal	Pass
3119.000	-50.55	3.67	-13.0	-37.55	130.00	Vertical	Horizontal	Pass



Frequency (MHz)	Result (dBm)	Factor (dB)	PK Limit (dBm)	Over Limit (dB)	Table (o)	ANT	EUT	Verdict
304.025	-72.10	-12.28	-13.0	-59.10	338.00	Horizontal	Horizontal	Pass
749.740	-41.94	-2.39	-13.0	-28.94	302.00	Horizontal	Horizontal	N/A
771.807	-49.25	1.13	-13.0	-36.25	26.00	Horizontal	Horizontal	N/A
1559.500	-43.25	-2.31	-40.0	-3.25	55.00	Horizontal	Horizontal	Pass
2339.500	-51.03	2.42	-13.0	-38.03	237.00	Horizontal	Horizontal	Pass
9260.500	-40.45	36.16	-13.0	-27.45	247.00	Horizontal	Horizontal	Pass

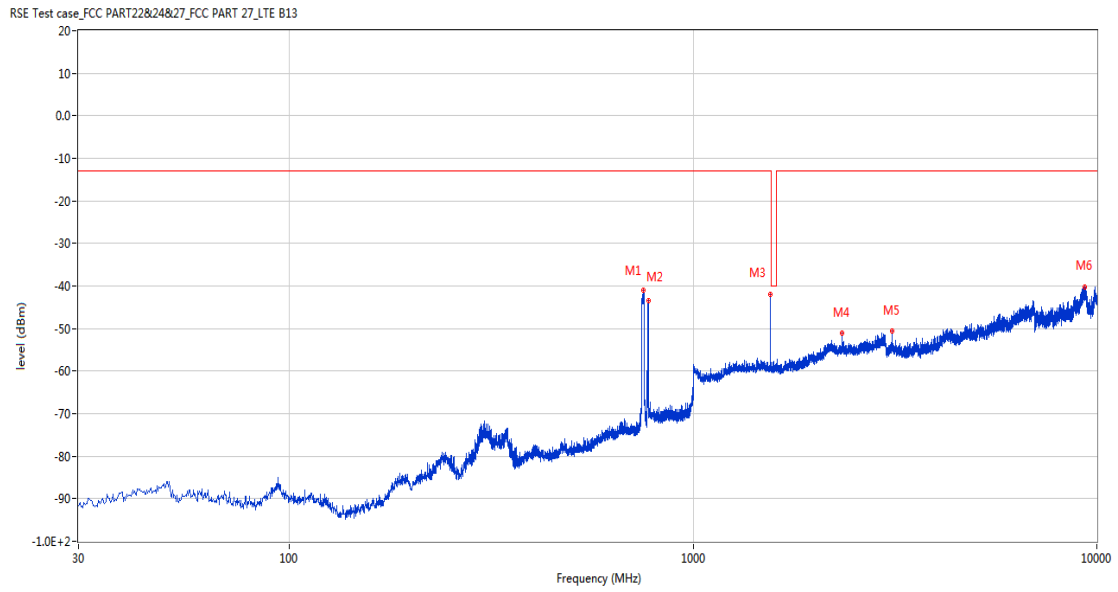
## 7.2 LTE Band 13 BW10,Middle Channel

RSE-V&H LTE Band 13 BW10 CH23230



Frequency (MHz)	Result (dBm)	Factor (dB)	PK Limit (dBm)	Over Limit (dB)	Table (o)	ANT	EUT	Verdict
298.448	-71.84	-12.10	-13.0	-58.84	323.00	Vertical	Horizontal	Pass
749.013	-42.71	-2.51	-13.0	-29.71	360.00	Vertical	Horizontal	N/A
772.050	-43.59	1.12	-13.0	-30.59	287.00	Vertical	Horizontal	N/A
1555.000	-42.48	-2.25	-13.0	-29.48	304.00	Vertical	Horizontal	Pass
2332.500	-50.75	2.77	-13.0	-37.75	110.00	Vertical	Horizontal	Pass
9377.500	-39.68	36.18	-13.0	-26.68	111.00	Vertical	Horizontal	Pass





Frequency (MHz)	Result (dBm)	Factor (dB)	PK Limit (dBm)	Over Limit (dB)	Table (o)	ANT	EUT	Verdict
752.165	-40.86	-2.18	-13.0	-27.86	14.00	Horizontal	Horizontal	N/A
773.505	-43.45	1.05	-13.0	-30.45	11.00	Horizontal	Horizontal	N/A
1555.000	-41.91	-2.25	-13.0	-28.91	53.00	Horizontal	Horizontal	Pass
2332.500	-51.15	2.77	-13.0	-38.15	260.00	Horizontal	Horizontal	Pass
3110.000	-50.60	3.87	-13.0	-37.60	144.00	Horizontal	Horizontal	Pass
9327.250	-40.15	35.87	-13.0	-27.15	30.00	Horizontal	Horizontal	Pass