




RADIO TEST REPORT

Report No: STS2202084H01

Issued for

Shenzhen EDUP Electronics Technology Co.,Ltd.
 6 Floor, #6 Building, No.48, Kangzheng Road, Liantang Industrial Area, Buji Town, Longgang District, Shenzhen, China

Product Name:	Bluetooth adapter
Brand Name:	EDUP, EDUP HOME, EDUP LOVE, WISE TIGER, EPSKY, Card-King
Model Name:	EP-B3519
Series Model:	EP-3519S, EP-B3519-Pro, EP-3519GS, EP-B3520, EP-B3521, EP-B3520S, EP-B3521S, EP-B3541, EP-B3535, EH-B3519, EH-3519S, EH-B3519-Pro, EH-B3519GS, EH-B3520, EH-B3521, EH-B3520S, EH-B3521S, EH-B3541, EH-B3535, WT-B3519, WT-3519S, WT-B3519-Pro, WT-B3519GS, WT-B3520, WT-B3521, WT-B3520S, WT-3521S, WT-B3541, WT-B3535, KW-3519S, KW-B3519-Pro, KW-B3519GS, KW-B3520, KW-B3521, KW-B3520S, KW-B3541, KW-B3535, KW-3521S, KW-B3519
FCC ID:	2AHRD-EPB3519
Test Standard:	FCC 47CFR §2.1093



Any reproduction of this document must be done in full. No single part of this document may be reproduced without permission from STS, all test data presented in this report is only applicable to presented test sample.



Test Report Certification

Applicant's Name..... : Shenzhen EDUP Electronics Technology Co.,Ltd.
Address : 6 Floor, #6 Building, No.48, Kangzheng Road, Liantang Industrial Area, Buji Town, Longgang District, Shenzhen, China
Manufacturer's Name : Shenzhen EDUP Electronics Technology Co.,Ltd.
Address : 6 Floor, #6 Building, No.48, Kangzheng Road, Liantang Industrial Area, Buji Town, Longgang District, Shenzhen, China

Product Description


Product Name..... : Bluetooth adapter
Brand Name : EDUP, EDUP HOME, EDUP LOVE, WISE TIGER, EPSKY, Card-King
Model Name : EP-B3519
 EP-3519S, EP-B3519-Pro, EP-3519GS, EP-B3520, EP-B3521, EP-B3520S, EP-B3521S, EP-B3541, EP-B3535, EH-B3519, EH-3519S, EH-B3519-Pro, EH-B3519GS, EH-B3520, EH-B3521, EH-B3520S, EH-B3521S, EH-B3541, EH-B3535, WT-B3519, WT-3519S, WT-B3519-Pro, WT-B3519GS, WT-B3520, WT-B3521, WT-B3520S, WT-3521S, WT-B3541, WT-B3535, KW-3519S, KW-B3519-Pro, KW-B3519GS, KW-B3520, KW-B3521, KW-B3520S, KW-B3541, KW-B3535, KW-3521S, KW-B3519
Series Model..... : WT-3519S, WT-B3519-Pro, WT-B3519GS, WT-B3520, WT-B3521, WT-B3520S, WT-3521S, WT-B3541, WT-B3535, KW-3519S, KW-B3519-Pro, KW-B3519GS, KW-B3520, KW-B3521, KW-B3520S, KW-B3541, KW-B3535, KW-3521S, KW-B3519

Standards : FCC 47CFR §2.1093


This report shall not be reproduced except in full, without the written approval of STS, this document only be altered or revised by STS, personal only, and shall be noted in the revision of the document.

Date of Test

Date of receipt of test item : 21 Feb. 2022
 Date (s) of performance of tests : 21 Feb. 2022 ~ 25 Feb. 2022
 Date of Issue..... : 25 Feb. 2022
 Test Result..... : **Pass**

Testing Engineer : 

 (Chris Chen)

Technical Manager : 

 (Sean she)

Authorized Signatory : 

 (Vita Li)





TABLE OF CONTENTS

1. GENERAL INFORMATION	5
1.1 GENERAL DESCRIPTION OF THE EUT	5
1.2 TEST FACTORY	5
2. FCC 47CFR §2.1093 REQUIREMENT	6
2.1 TEST STANDARDS	6
2.2 LIMIT	6
2.3 TEST RESULT	8





Revision History

Rev.	Issue Date	Report No.	Effect Page	Contents
00	25 Feb. 2022	STS2202084H01	ALL	Initial Issue





1. GENERAL INFORMATION

1.1 GENERAL DESCRIPTION OF THE EUT

Product Name	Bluetooth adapter										
Brand Name	EDUP, EDUP HOME, EDUP LOVE, WISE TIGER, EPSKY, Card-King										
Model Name	EP-B3519										
Series Model	EP-3519S, EP-B3519-Pro, EP-3519GS, EP-B3520, EP-B3521, EP-B3520S, EP-B3521S, EP-B3541, EP-B3535, EH-B3519, EH-3519S, EH-B3519-Pro, EH-B3519GS, EH-B3520, EH-B3521, EH-B3520S, EH-B3521S, EH-B3541, EH-B3535, WT-B3519, WT-3519S, WT-B3519-Pro, WT-B3519GS, WT-B3520, WT-B3521, WT-B3520S, WT-3521S, WT-B3541, WT-B3535, KW-3519S, KW-B3519-Pro, KW-B3519GS, KW-B3520, KW-B3521, KW-B3520S, KW-B3541, KW-B3535, KW-3521S, KW-B3519										
Model Difference	Different size and appearance										
Product Description	<table border="1"><tr><td colspan="2">The EUT is Bluetooth adapter</td></tr><tr><td>Operation Frequency:</td><td>BT/BLE: 2402~2480 MHz</td></tr><tr><td>Modulation Type:</td><td>BT: GFSK(1Mbps), $\pi/4$-DQPSK(2Mbps), 8DPSK(3Mbps) BLE: GFSK</td></tr><tr><td>Antenna gain:</td><td>2.3dBi</td></tr><tr><td>Antenna Designation:</td><td>PCB Antenna</td></tr></table>	The EUT is Bluetooth adapter		Operation Frequency:	BT/BLE: 2402~2480 MHz	Modulation Type:	BT: GFSK(1Mbps), $\pi/4$ -DQPSK(2Mbps), 8DPSK(3Mbps) BLE: GFSK	Antenna gain:	2.3dBi	Antenna Designation:	PCB Antenna
The EUT is Bluetooth adapter											
Operation Frequency:	BT/BLE: 2402~2480 MHz										
Modulation Type:	BT: GFSK(1Mbps), $\pi/4$ -DQPSK(2Mbps), 8DPSK(3Mbps) BLE: GFSK										
Antenna gain:	2.3dBi										
Antenna Designation:	PCB Antenna										
Rating	Input: DC 5V										
Hardware version number	V1.0										
Software versionnumber	V1.0										

1.2 TEST FACTORY

SHENZHEN STS TEST SERVICES CO., LTD

Add. : A 1/F, Building B, Zhuoke Science Park, No.190 Chongqing Road, HepingShequ, Fuyong Sub-District, Bao'an District, Shenzhen, Guang Dong, China

FCC test Firm Registration Number: 625569

IC test Firm Registration Number: 12108A

A2LA Certificate No.: 4338.01



2. FCC 47CFR §2.1093 REQUIREMENT

2.1 TEST STANDARDS

The limit for Maximum Permissible Exposure (MPE) specified in KDB 447498 D01 General RF Exposure Guidance v06 is followed. The gain of the antennas used in the product is extracted from the Antenna data sheets provided and also the maximum total power input to the antenna is measured. Through the Friis transmission formula and the maximum gain of the antenna, we can calculate the distance, away from the product, where the limit of MPE is reached.

Although the Friis Transmission formula is far field assumption, the calculated result of that is an over-prediction for near field power density. It is taken as worst case to specify the safety range.

2.2 LIMIT

Approximate SAR Test Exclusion Power Thresholds at Selected Frequencies and Test Separation Distances are illustrated in the following Table.

MHz	5	10	15	20	25	mm
150	39	77	116	155	194	<i>SAR Test Exclusion Threshold (mW)</i>
300	27	55	82	110	137	
450	22	45	67	89	112	
835	16	33	49	66	82	
900	16	32	47	63	79	
1500	12	24	37	49	61	
1900	11	22	33	44	54	
2450	10	19	29	38	48	
3600	8	16	24	32	40	
5200	7	13	20	26	33	
5400	6	13	19	26	32	
5800	6	12	19	25	31	
MHz	30	35	40	45	50	
150	232	271	310	349	387	<i>SAR Test Exclusion Threshold (mW)</i>
300	164	192	219	246	274	
450	134	157	179	201	224	
835	98	115	131	148	164	
900	95	111	126	142	158	
1500	73	86	98	110	122	
1900	65	76	87	98	109	
2450	57	67	77	86	96	
3600	47	55	63	71	79	
5200	39	46	53	59	66	
5400	39	45	52	58	65	
5800	37	44	50	56	62	



The 1-g and 10-g SAR test exclusion thresholds for 100 MHz to 6 GHz at test separation distances ≤ 50 mm are determined by:

$[(\text{max. power of channel, including tune-up tolerance, mW})/(\text{min. test separation distance, mm})] \cdot [\sqrt{f(\text{GHz})}] \leq 3.0$ for 1-g SAR and ≤ 7.5 for 10-g extremity SAR, where $f(\text{GHz})$ is the RF channel transmit frequency in GHz.

Power and distance are rounded to the nearest mW and mm before calculation

The result is rounded to one decimal place for comparison

The test exclusions are applicable only when the minimum test separation distance is ≤ 50 mm and for transmission frequencies between 100 MHz and 6 GHz. When the minimum test separation distance is < 5 mm, a distance of 5 mm is applied to determine SAR test exclusion.





2.3 TEST RESULT

Maximum measured transmitter power.

The Worst Case

Mode	frequency	Maximum AV Output Power	Tune up tolerance	Max Tune up
	GHz	dBm	dBm	dBm
BT	2.480	4.33	4±1	5
BLE	2.480	4.45	4±1	5

Remark: The worst case gain of the antenna is 2.3dBi.

2.3dBi logarithmic terms convert to numeric result is nearly 1.698.

Maximum Tune up Power₍₂₄₈₀₎= 3.162mW

Maximum Tune up Power₍₂₄₈₀₎= 3.162mW

$[(BT \text{ power of channel, including tune-up tolerance, mW}) / (\text{min. test separation distance, mm})] \cdot [\sqrt{f(\text{GHz})}] = 3.162 / 5 \cdot \sqrt{2.480} = 0.980 \leq 3.0$

$[(BLE \text{ power of channel, including tune-up tolerance, mW}) / (\text{min. test separation distance, mm})] \cdot [\sqrt{f(\text{GHz})}] = 3.162 / 5 \cdot \sqrt{2.480} = 0.988 \leq 3.0$

Threshold at which no SAR required is $0.980 \leq 3.0$ for 1-g SAR, Separation distance $\leq 5\text{mm}$.

Threshold at which no SAR required is $0.988 \leq 3.0$ for 1-g SAR, Separation distance $\leq 5\text{mm}$.

※※※※※END OF THE REPORT※※※※※