



INSTRUCTION MANUAL





MODEL: BT-186

* Features:

1. Support USB disk, Micro-SD card(TF) .
2. Bluetooth function
3. High-capacity rechargeable battery, you can enjoy the wonderful music anytime, and anywhere.
4. Can be connected to the computer, MP3, MP4, MP5, mobile phone and other audio sources with 3.5mm jack
5. Built-in FM frequency.
6. With disco light,make the unit more charming.

* Panel Features:

1. Long press  to switch on / off the unit,
short press for pause/play
2. Mode : Short press for switch between
FM—USB/TF—Aux--Bluetooth
long press for auto search the FM channel and save the FM stations in FM mode.
3. : repeat one/all/folder in USB / TF mode.

4. Short press  /V+ to jump to the next song / FM Tuning, long press  /V+ to increase the volume.
5. Short press  /V- to go back to the previous song / FM tuning, long press  /V- to decrease the volume.
5. DC 5V jack for charging the battery
6. 3.5mm aux-in jack
7. A on/off switch located at rear of unit for turn on /off the disco light

***Connect to bluetooth device**

- 1) Turn on the unit and enter into **bluetooth** mode. Turn on the **bluetooth** function on your mobile or other device and search for the **model** "BT-186". Then Pair the device.
- 2) Once device is paired, **bluetooth** will automatically connect

Remarks: press  for answer/hang up the calling

*** Tips:**

1. Noise, or do not read the Micro-SD card, USB disk, pls recharge the battery.
2. This manual are subject to change without notice.
3. Pls don't play the unit while charging.

This device complies with Part 15 of the FCC Rules. Operation is subject to the following two conditions: (1) this device may not cause harmful interference, and (2) this device must accept any interference received, including interference that may cause undesired operation.

Changes or modifications not expressly approved by the party responsible for compliance could void the user's authority to operate the equipment

NOTE: This equipment has been tested and found to comply with the limits for a Class B digital device, pursuant to Part 15 of the FCC Rules. These limits are designed to provide reasonable protection against harmful interference in a residential installation. This equipment generates, uses instructions, may cause harmful interference to radio communications. However, there is no guarantee that interference will not occur in a particular installation. If this equipment does cause harmful interference to radio or television reception, which can be determined by turning the equipment off and on, the user is encouraged to try to correct the interference by one or more of the following measures:

- Reorient or relocate the receiving antenna.

- Increase the separation between the equipment and receiver.
- Connect the equipment into an outlet on a circuit different from that to which the receiver is connected.
- Consult the dealer or an experienced radio/TV technician for help.