



1. Figure  
The EUT-Inside View



2. Figure  
The EUT-Inside View




3. Figure  
PCB of the EUT-Front View




4. Figure  
PCB of the EUT-Back View




5. Figure  
PCB of the EUT-Front View




6. Figure  
PCB of the EUT-Back View



7. Figure  
PCB of the EUT-Front View



8. Figure  
PCB of the EUT-Back View




9. Figure  
PCB of the EUT-Front View




10. Figure  
PCB of the EUT-Back View



11. Figure  
PCB of the EUT-Inside View




12. Figure  
PCB of the EUT-Front View




13. Figure  
PCB of the EUT-Back View



14. Figure  
PCB of the EUT-Front View



15. Figure  
PCB of the EUT-Back View




16. Figure  
PCB of the EUT-Front View





17. Figure  
PCB of the EUT-Back View



18. Figure  
PCB of the EUT-Front View




19. Figure  
PCB of the EUT-Back View



Antenna


20. Figure  
PCB of the EUT- Front View




21. Figure  
PCB of the EUT-Back View



22. Figure  
PCB of the EUT-Front View




23. Figure  
PCB of the EUT-Back View



24. Figure  
PCB of the EUT-Front View




25. Figure  
PCB of the EUT-Back View



26. Figure  
PCB of the EUT-Front View



27. Figure  
PCB of the EUT-Back View



28. Figure  
PCB of the EUT-Front View



29. Figure  
PCB of the EUT-Back View

