



# 1 Photo


## 1.1 Test Setup Photo



**Figure 1:** Test Setup for conducted measurements




**Figure 2:** Test Setup for 30 MHz to 1 GHz (Rear View)



**Figure 3:** Test Setup for 30 MHz to 1 GHz (Front View)



**Figure 4:** Test Setup for 1 GHz to 18 GHz (Rear View)



**Figure 5:** Test Setup for 1 GHz to 18 GHz (Front View)