



Regulatory Test Report

Prepared for Harman International Industries, Inc.

This report presents detailed information on

INFO3.8 CSM

Prepared by

Handwritten signature of Aravind Buddana.

Aravind Buddana

Engineer II

Approved by

Handwritten signature of Jason Kanakry.

Jason Kanakry

General Manager

Issue date: 08/07/2023

Report No: AH22120901-HAR-054-TR3 v2

This test result relates only to the described test object.
This document shall not be reproduced, except in full, without the written approval of Bureau Veritas Test Lab.
Customer must not use this test report as the product certification of each accreditation body or each national organization.
The test is traceable to national standard or related international standard

Contents

1. Test Request Information	3
2. Test Laboratory Information	4
3. Statement of Conformity	5
4. Conducted Testing	6
5. Radiated Testing	44

1. Test Request Information

Test Request #:	7700182070
Test Requested By:	Mark Bowman Harman International Industries, Inc. 30001 Cabot Drive, Novi, MI 48377
Test item Description:	INFO3.8 CSM
Part Number:	8709305
DUT Sample Number:	AH22120901-HAR-054#1, AH22120901-HAR-054#2
Hardware Version of DUT:	PV
Software Version of DUT:	17.80.200.219
Component Category of DUT:	N/A
FCC ID:	2AHPN-BE2867
ISED ID:	6434C-BE2867
Type of Test:	FCC/ISED Certification
Test Method:	CFR Title 47 FCC Part 15.247, ISED Canada RSS-247 Issue 2, ISED Canada RSS-Gen Issue 5 and ANSI C63.10-2013, KDB 558074 D01 15.247 Meas Guidance v05r02
Deviations from standard:	None
Approved Test Plan Number:	N/A
Test Plan Revision:	N/A
Date test sample received:	10-07-2022
Date test started:	12-08-2022
Date test finished:	03-10-2023

2. Test Laboratory Information

Location of Test Lab:	The radiated and conducted emissions test sites are located at Bureau Veritas 815 N. Opdyke Rd #100, Auburn Hills, MI 48326, Phone: +1-248-836-4700
Key Contact:	Jason Kanakry (General Manager) Jason.Kanakry@BureauVeritas.com Phone: +1-248-836-4747
Laboratory Accreditations:	BUREAU VERITAS CONSUMER PRODUCTS SERVICES, INC is accredited in accordance with the recognized International Standard ISO/IEC 17025:2017 General requirements for the competence of testing and calibration laboratories.
ISO/IEC 17025:2017:	5678.01
FCC Test Site Number:	US1278 (242530)
IC Test Site Number:	US0229 (26240)

3. Statement of Conformity

RSS-GEN	RSS 247	Part 15	Comments
6.4		15.15(b)	There are no controls accessible to the user that varies the output power to operate in violation of the regulatory requirements.
		15.19	The label is shown in the label exhibit.
		15.21	Information to the user is shown in the instruction manual exhibit.
		15.27	No special accessories are required for compliance.
3.2		15.31	The EUT was tested in accordance with the measurement standards in this section.
6.13.2		15.33	Frequency range was investigated according to this section, unless noted in specific rule section under which the equipment operates.
6.13.1		15.35	The EUT emissions were measured using the measurement detector and bandwidth specified in this section, unless noted in specific rule section under which the equipment operates.
6.8		15.203	EUT employs integrated PCB antenna with 5.98dBi gain.
8.10		15.205 15.209	The fundamental is not in a Restricted band and the spurious and harmonic emissions in the Restricted bands comply with the general emission limits of 15.209 or RSS-Gen as applicable
8.8		15.207	N/A. EUT is vehicle battery powered only.

4. Conducted Testing

4.1 Test Summary

This test report supports an application for certification of a transmitter operating pursuant to:

CFR Title 47 FCC Part 15.247, ISED Canada RSS-247 Issue 2

The product is **INFO3.8 CSM** frequency hopping spread spectrum transmitter that operates in the 2402 – 2480 MHz frequency range.

Details	Description
Frequency Range (MHz)	2402 – 2480
Supported Modulation	GFSK, $\pi/4$ DQPSK, 8DPSK
Tested Modulation	GFSK (DH5), 8DPSK (3-DH5) - Highest Emissions
Number of Channels	79
Tested Channels	0,39,78
DUT Antenna Type	Integrated PCB antenna
Number of transmit chains	1
Equipment type	Frequency Hopping Spread Spectrum
Dwell Time	350ms
DUT Antenna Gain	5.98dBi <input checked="" type="checkbox"/> Provided by Customer with Gain Report <input type="checkbox"/> Not Provided by Customer
DUT Power Class/Power Settings	Power Class: 0 (MRVL_Class2) Power Level : 4 dBm
DUT Software Tool/Settings	BT_WLAN_Test_Tool_NXP_Chips_v2.4 tool used to configure device Bluetooth modes and data rates.

79 channels are provided for BT mode:

Channel	Freq. (MHz)	Channel	Freq. (MHz)	Channel	Freq. (MHz)	Channel	Freq. (MHz)
0	2402	20	2422	40	2442	60	2462
1	2403	21	2423	41	2443	61	2463
2	2404	22	2424	42	2444	62	2464
3	2405	23	2425	43	2445	63	2465
4	2406	24	2426	44	2446	64	2466
5	2407	25	2427	45	2447	65	2467
6	2408	26	2428	46	2448	66	2468
7	2409	27	2429	47	2449	67	2469
8	2410	28	2430	48	2450	68	2470
9	2411	29	2431	49	2451	69	2471
10	2412	30	2432	50	2452	70	2472
11	2413	31	2433	51	2453	71	2473
12	2414	32	2434	52	2454	72	2474
13	2415	33	2435	53	2455	73	2475
14	2416	34	2436	54	2456	74	2476
15	2417	35	2437	55	2457	75	2477
16	2418	36	2438	56	2458	76	2478
17	2419	37	2439	57	2459	77	2479
18	2420	38	2440	58	2460	78	2480
19	2421	39	2441	59	2461		

Notes: The channels 0, 39 and 78 selected as representative test channels.

Test Results Summary

Test	Frequency (MHz)	DH1 Result	DH3 Result	DH5 Result	2-DH1 Result	2-DH3 Result	2-DH5 Result	3-DH1 Result	3-DH3 Result	3-DH5 Result
Hopping Frequencies	--- (hopping)	--	--	Pass	--	--	--	--	--	Pass
Band Edge High	--- (hopping)	--	--	Pass	--	--	--	--	--	Pass
Carrier Frequency Separation	2402.000 (hopping)	--	--	Pass	--	--	--	--	--	Pass
Carrier Frequency Separation	2480.000 (hopping)	--	--	Pass	--	--	--	--	--	Pass
Time of Channel Occupancy	2402.000 (hopping)	--	--	Pass	--	--	--	--	--	Pass
Time of Channel Occupancy	2441.000 (hopping)	--	--	Pass	--	--	--	--	--	Pass
Time of Channel Occupancy	2480.000 (hopping)	--	--	Pass	--	--	--	--	--	Pass
Emissions Bandwidth 20dB	2402.000 (single)	--	--	Pass	--	--	--	--	--	Pass
Occupied Channel Bandwidth 99%	2402.000 (single)	--	--	Pass	--	--	--	--	--	Pass
Band Edge Low	2402.000 (single)	--	--	Pass	--	--	--	--	--	Pass
Peak Output Power	2402.000 (single)	Pass	Pass	Pass	Pass	Pass	Pass	Pass	Pass	Pass
Tx Spurious	2402.000 (single)	--	--	--	--	--	--	--	--	--
Emissions Bandwidth 20dB	2441.000 (single)	--	--	Pass	--	--	--	--	--	Pass
Occupied Channel Bandwidth 99%	2441.000 (single)	--	--	Pass	--	--	--	--	--	Pass
Peak Output Power	2441.000 (single)	Pass	Pass	Pass	Pass	Pass	Pass	Pass	Pass	Pass
Tx Spurious	2441.000 (single)	--	--	--	--	--	--	--	--	--
Emissions Bandwidth 20dB	2480.000 (single)	--	--	Pass	--	--	--	--	--	Pass
Occupied Channel Bandwidth 99%	2480.000 (single)	--	--	Pass	--	--	--	--	--	Pass
Band Edge High	2480.000 (single)	--	--	Pass	--	--	--	--	--	Pass
Peak Output Power	2480.000 (single)	Pass	Pass	Pass	Pass	Pass	Pass	Pass	Pass	Pass
Tx Spurious	2480.000 (single)	--	--	Pass	--	--	--	--	--	Pass

Test Item	Sample #	Result
FCC 15.247 Bluetooth Classic	AH22120901-HAR-054#1	Meets Requirement

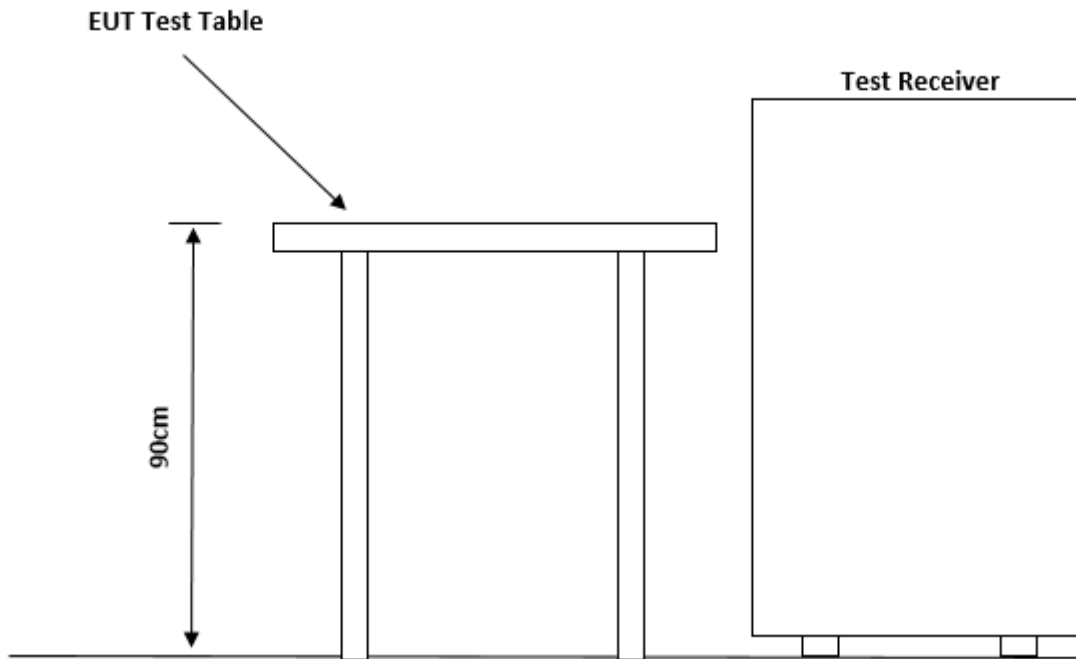
We found that the product met the above requirements without modification.

Test samples received in good condition.

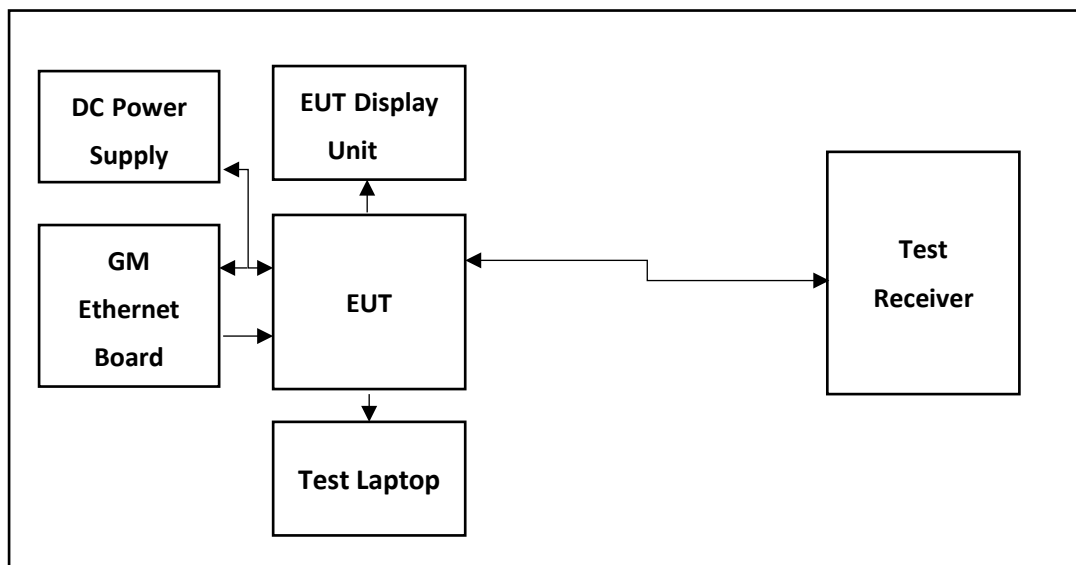
4.2 Test Setup

Conducted Test Site Description

The site is accommodated to test tabletop and floor standing test equipment.



TEST SETUP DIAGRAM



4.3 Test Equipment Used

ID #	Equipment	Manufacturer	Model #	Serial #	Cal Due
BVD0226	Spectrum Analyzer 10Hz-44GHz	Rohde & Schwarz	FSV3044	101018	4/20/2024
BVD0227	8 port switch unit for Wireless Test system	Rohde & Schwarz	OSP150	101100	11/24/2025
BVD0228	8 port switch unit for Wireless Test system	Rohde & Schwarz	OSP220	101632	11/14/2025
BVD0224	Signal Generator 100kHz-40GHz	Rohde & Schwarz	SMB100A	181741	4/20/2024
BVD0225	Signal Generator 100k-6GHz with GPS simulator	Rohde & Schwarz	SMW200A	107664	4/20/2023
BVD0250	Wireless Connectivity Tester 70M-6GHz	Rohde & Schwarz	CMW270	102113	4/20/2024
BVD0302	DC power supply 1-15VDC 60A 110/220 11.5A max input	BK Precision	1693	257F17180	N/A
BVD0321	Fixed Attenuator 2W 20dB -40GHz	Mini-Circuits	BW-K20-2W44+	2103	3/21/2023
BVD0430	Multimeter	Fluke	117	49710262SV	11/11/2023
BVD0229	Temp and Humidity Meter	Fluke	971	12001009	5/1/2023
N/A	Test-PC	Lenovo ThinkPad	E560	PF0L0N9R	N/A

Notes:- DC power supply verified before use with calibrated Multimeter.

Customer Supplied Equipment

ID #	Equipment	Manufacturer	Model	Serial #	Version No.
N/A	Harness	Harman	N/A	N/A	N/A
N/A	Display Unit	Innolux Corp	INFOMM-15524	0024	N/A
N/A	Ethernet Board	GM	N/A	N/A	CSMate rev.4
N/A	GM BT WLAN Test Tool NXP Chips S/W	Harman	N/A	N/A	2.4

Equipment List (Software)

ID #	Equipment	Manufacturer	Model	Version No	
N/A	EMC Test Software	Rodhe & Schwarz	EMC32	11.20.00	N/A

4.4 Test Data

4.4.1 Number of Hopping Frequencies

Test according to FCC title 47 part 15 §15.247(a),(g), KDB 558074 D01 DTS Meas Guidance v05r02 and ANSI C63.10-2013 7.8.3, RSS-247 Section 5.1(d)

Channels

Channels	Limit Min	Result
79	15	PASS

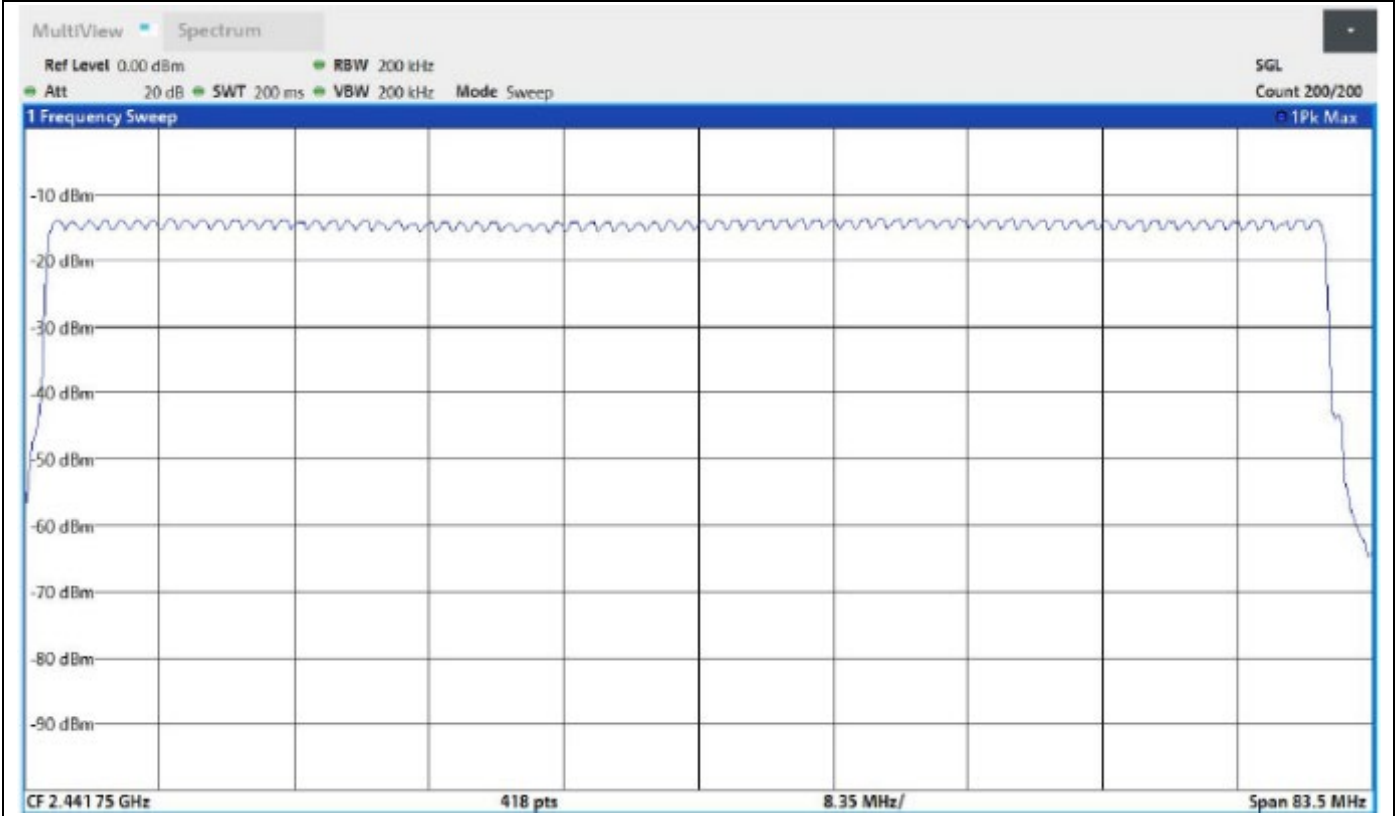
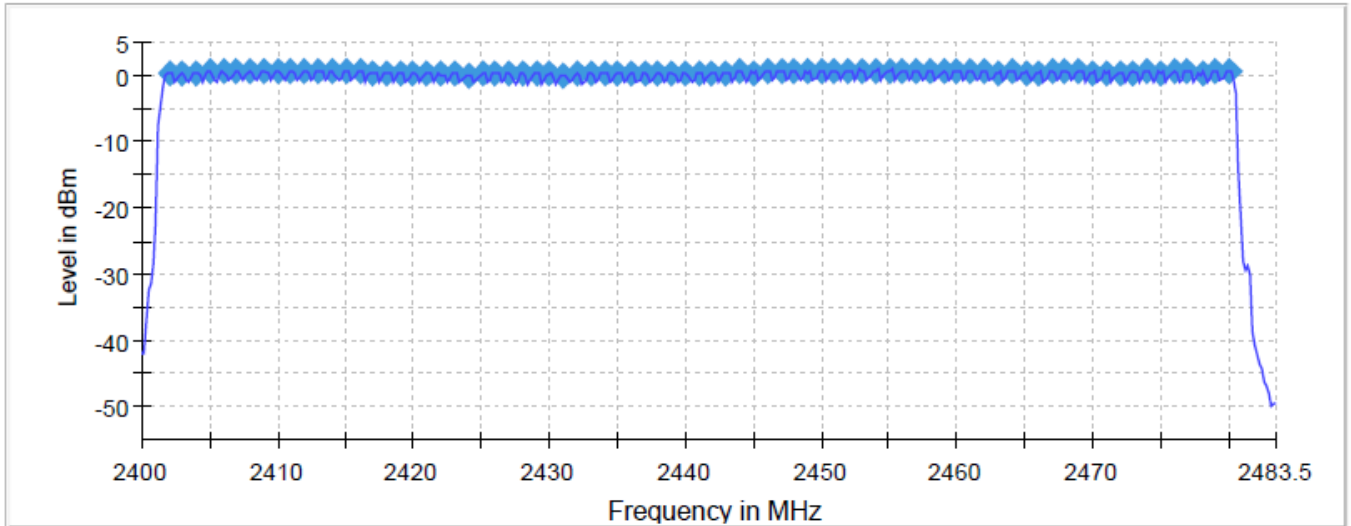
Spectrum Analyzer Settings

Setting	Instrument Value	Target Value
Start Frequency	2.40000 GHz	2.40000 GHz
Stop Frequency	2.48350 GHz	2.48350 GHz
Span	83.500 MHz	83.500 MHz
RBW	200.000 kHz	<= 200.000 kHz
VBW	200.000 kHz	>= 200.000 kHz
SweepPoints	418	~ 418
Sweeptime	200.000 ms	200.000 ms
Reference Level	0.000 dBm	0.000 dBm
Attenuation	20.000 dB	20.000 dB
Detector	MaxPeak	MaxPeak
SweepCount	200	200
Filter	3 dB	3 dB
Trace Mode	Max Hold	Max Hold
Sweeptype	Sweep	FFT
Preamp	off	off
Stablemode	Trace	Trace
Stablevalue	0.50 dB	0.50 dB
Run	10 / max. 10	max. 10
Stable	2 / 3	3
Max Stable Difference	0.00 dB	0.50 dB

Plots for **3-DH5** packet type shown below.

Hopping Frequencies

Sequence



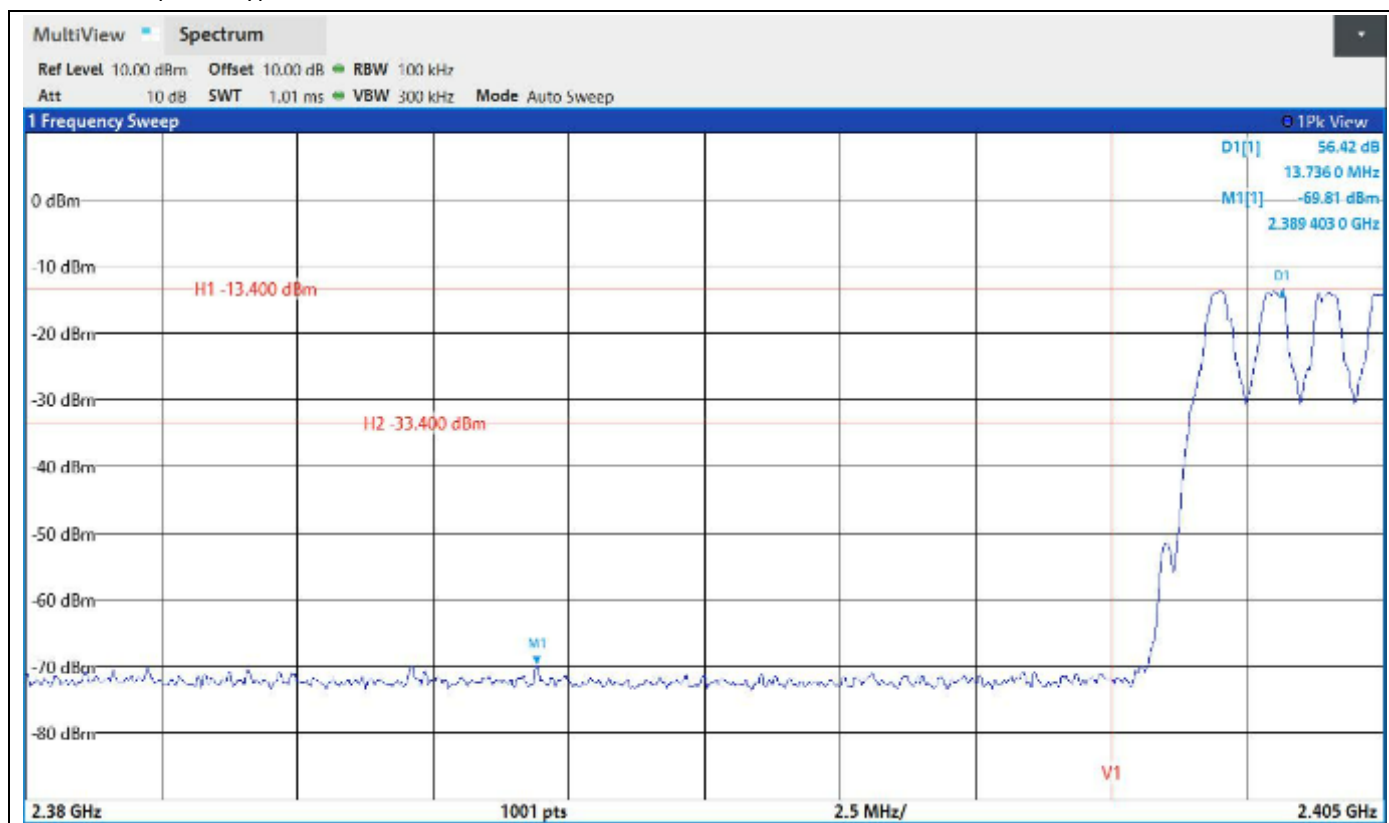
4.4.2 Band Edge (Hopping)

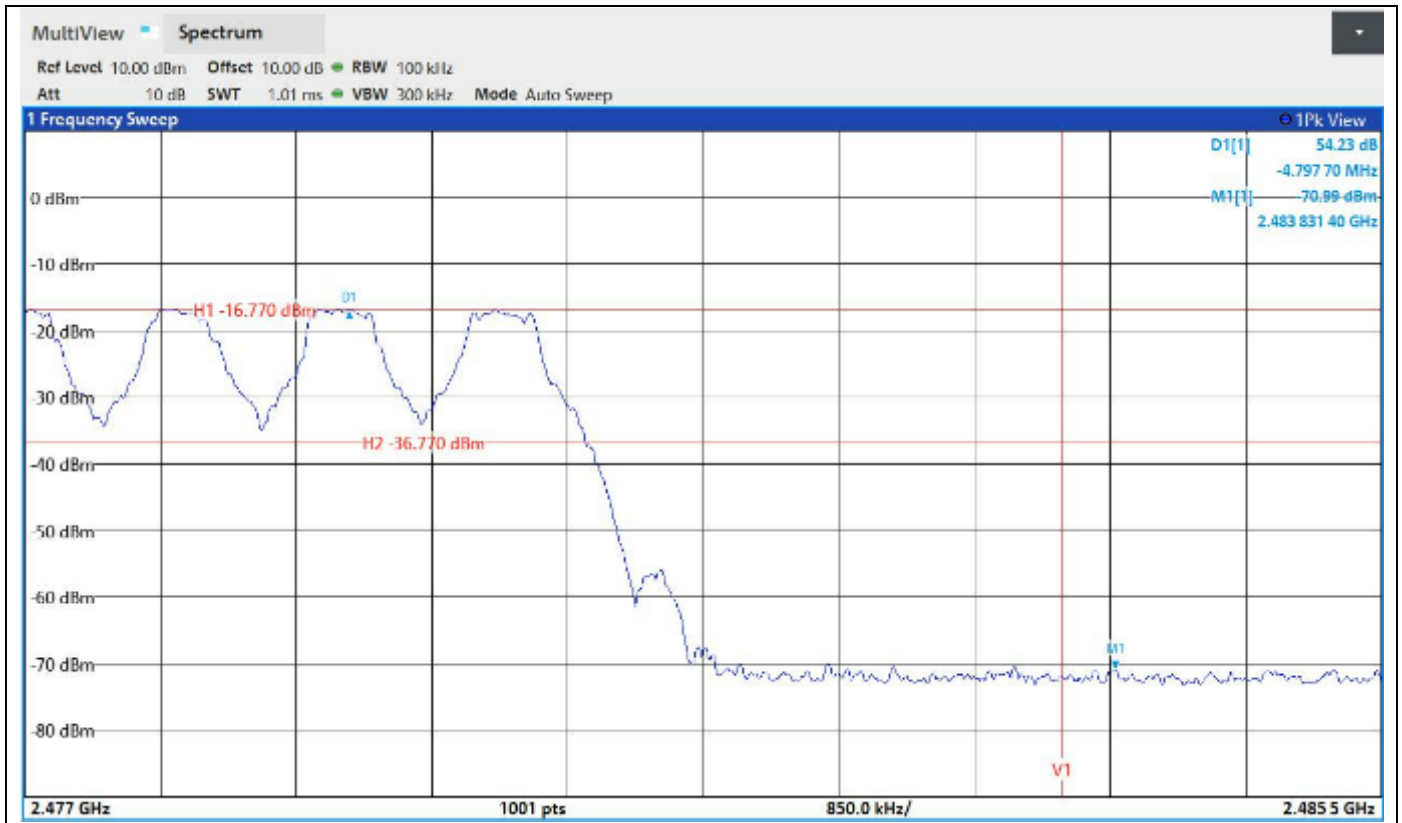
Test according to FCC title 47 part 15 §15.247(d), KDB 558074 D01 DTS Meas Guidance v05r02 and ANSI C63.10-2013 7.8.6, RSS-247 Section 5.5

Measurement uncertainty calculated in accordance with ETSI TR 100 028-1. Expanded Uncertainty (K=2) < 0.8 dB

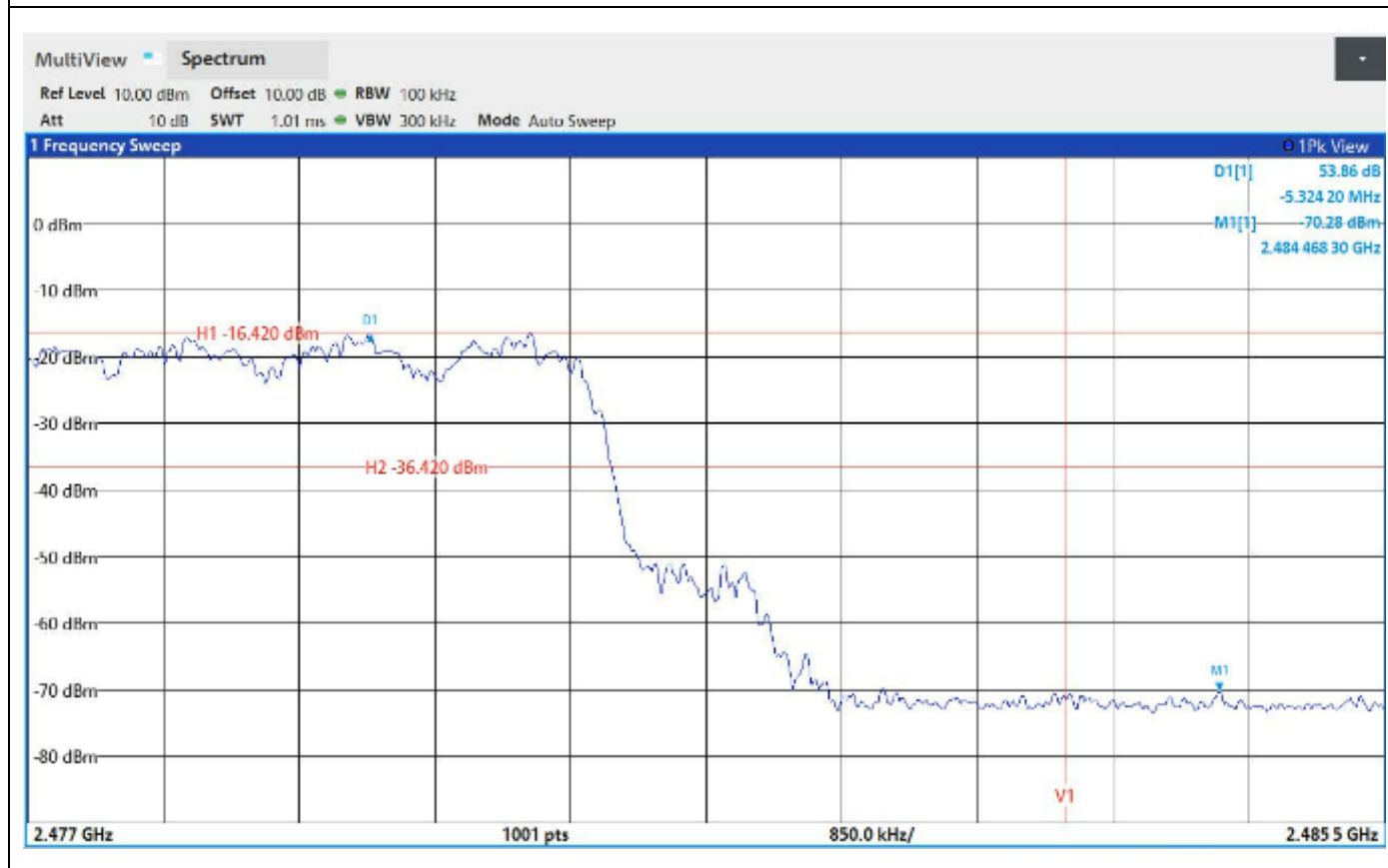
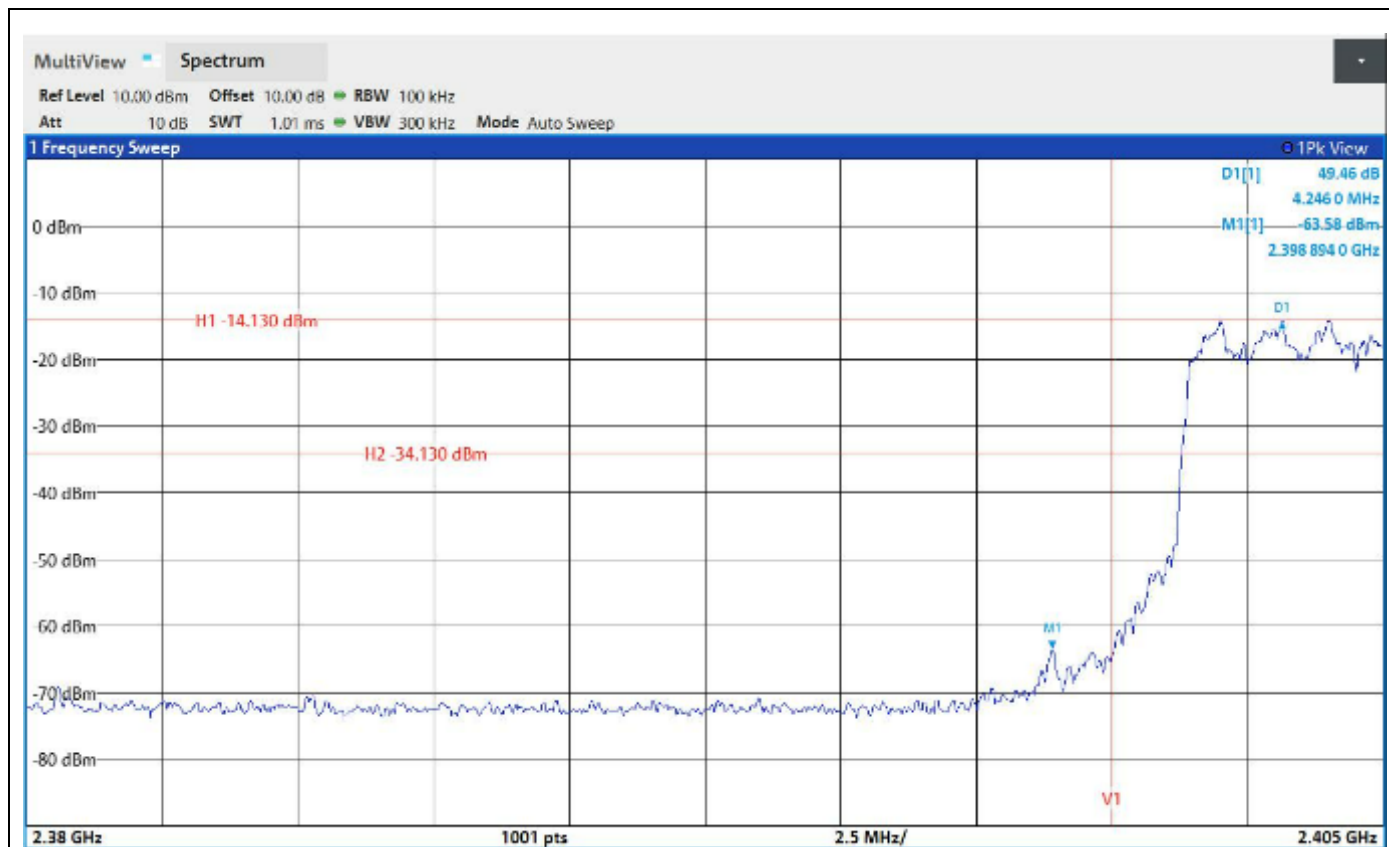
Data Rate	Frequency (MHz)	Level (dBm)
DH5-LCH	2389.40	-13.4
DH5-HCH	2483.83	-16.7
3-DH5-LCH	2398.89	-14.13
3-DH5-HCH	2484.46	-16.4

Plots for DH5 packet type shown below





Plots for 3-DH5 packet type shown below



4.4.3 Carrier Frequency Separation

Test according to FCC title 47 part 15 §15.247(a), KDB 558074 D01 DTS Meas Guidance v05r02 and ANSI C63.10-2013 7.8.2, RSS-247 Section 5.1(b)

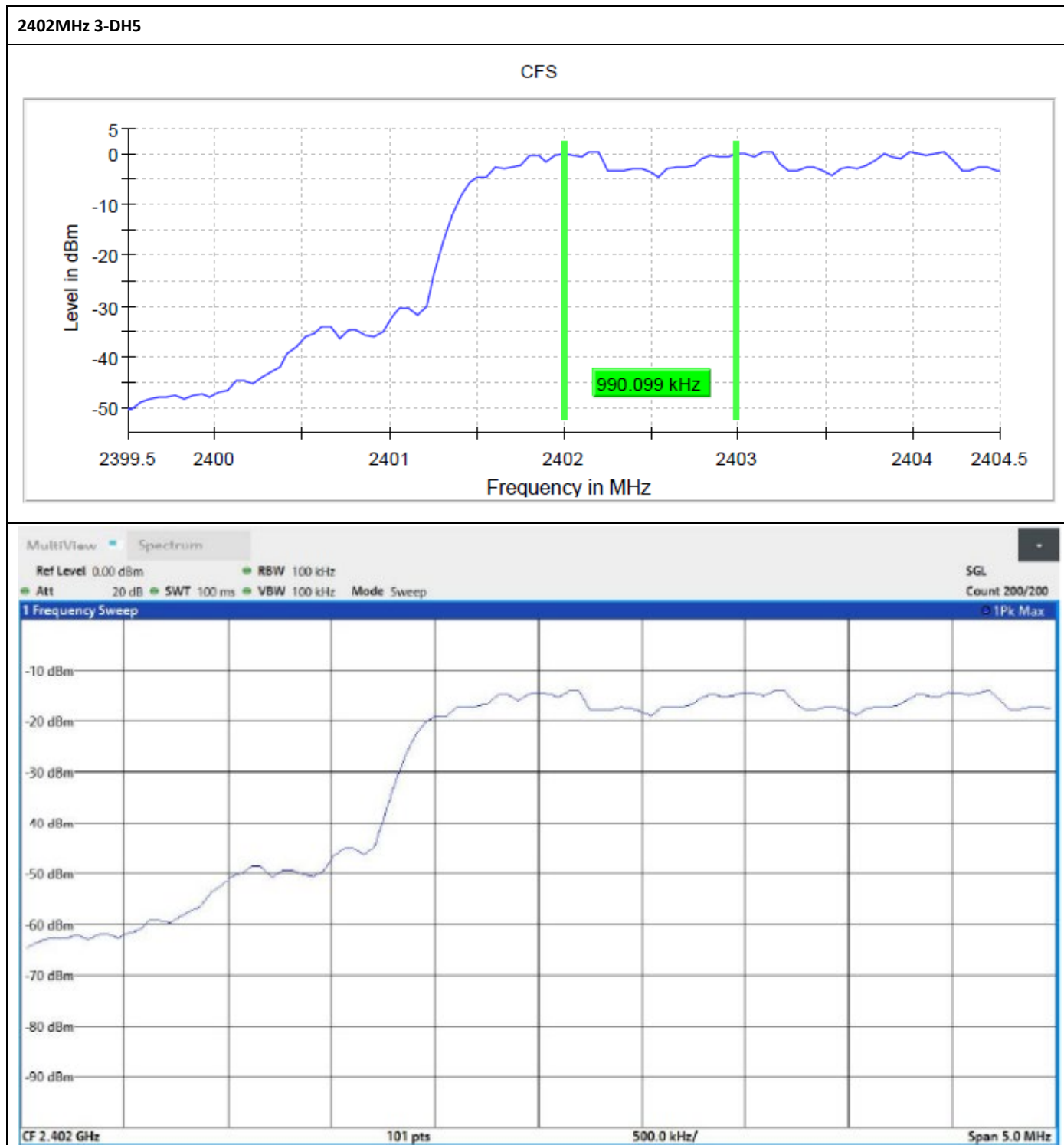
Measurement uncertainty calculated in accordance with ETSI TR 100 028-1. Expanded Uncertainty (k = 2) < 1%

Hopping Mode				
Packet Type	2402MHz		2480MHz	
	Frequency Separation (MHz)	Minimum Limit (MHz)	Frequency Separation (MHz)	Minimum Limit (MHz)
DH5	0.990099	0.666667	0.990099	0.666667
3-DH5	0.990099	0.666667	0.990099	0.666667

Spectrum Analyzer Settings for 3-DH5 Packet Type

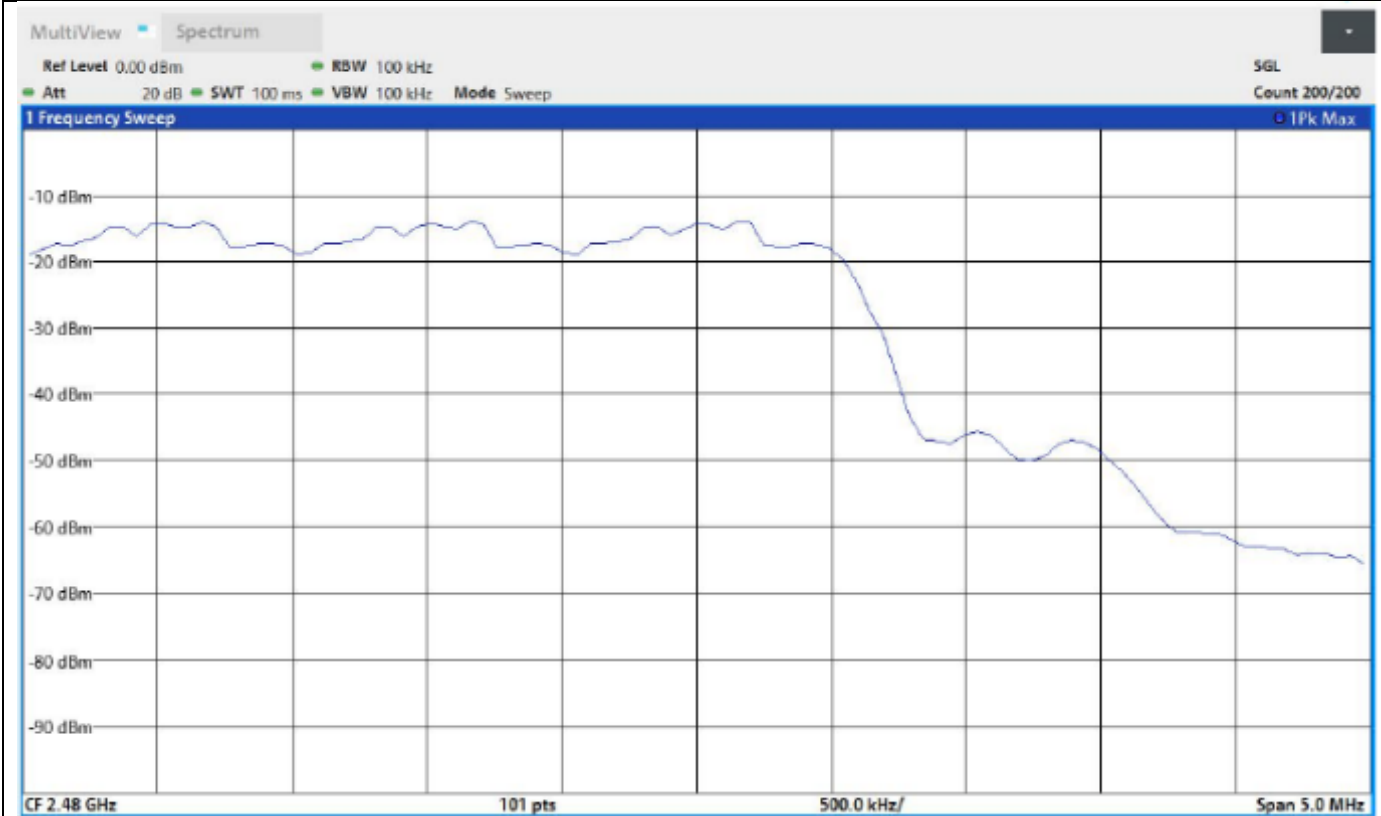
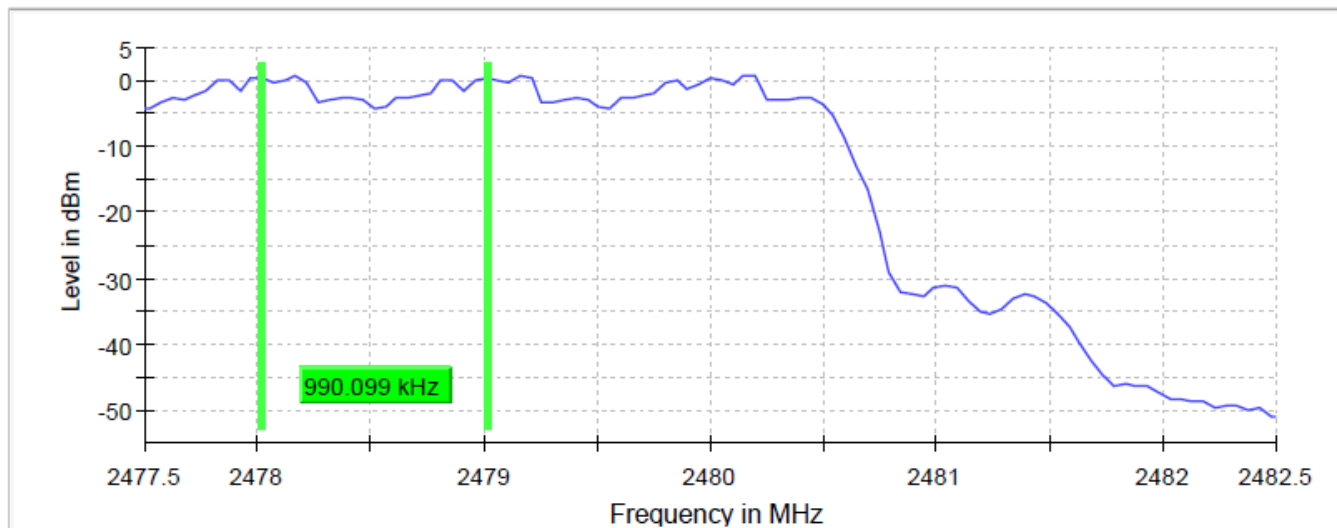
Setting	Instrument Value	Target Value
Start Frequency	2.39950 GHz	2.39950 GHz
Stop Frequency	2.40450 GHz	2.40450 GHz
Span	5.000 MHz	5.000 MHz
RBW	100.000 kHz	<= 100.000 kHz
VBW	100.000 kHz	>= 100.000 kHz
SweepPoints	101	~ 50
Sweeptime	100.000 ms	100.000 ms
Reference Level	0.000 dBm	0.000 dBm
Attenuation	20.000 dB	20.000 dB
Detector	MaxPeak	MaxPeak
SweepCount	200	200
Filter	3 dB	3 dB
Trace Mode	Max Hold	Max Hold
Sweeptype	Sweep	FFT
Preamp	off	off
Stablemode	Trace	Trace
Stablevalue	0.50 dB	0.50 dB
Run	30 / max. 50	max. 50
Stable	10 / 10	10
Max Stable Difference	0.02 dB	0.50 dB

Plots for 3-DH5 packet type shown below



2480MHz 3-DH5

CFS



4.4.4 Time of Channel Occupancy

Test according to FCC title 47 part 15 §15.247(a), KDB 558074 D01 DTS Meas Guidance v05r02 and ANSI C63.10-2013 7.8.4, RSS-247 Section 5.1(d)

Measurement uncertainty calculated in accordance with ETSI TR 100 028-1. Expanded Uncertainty (K=2) < 1%

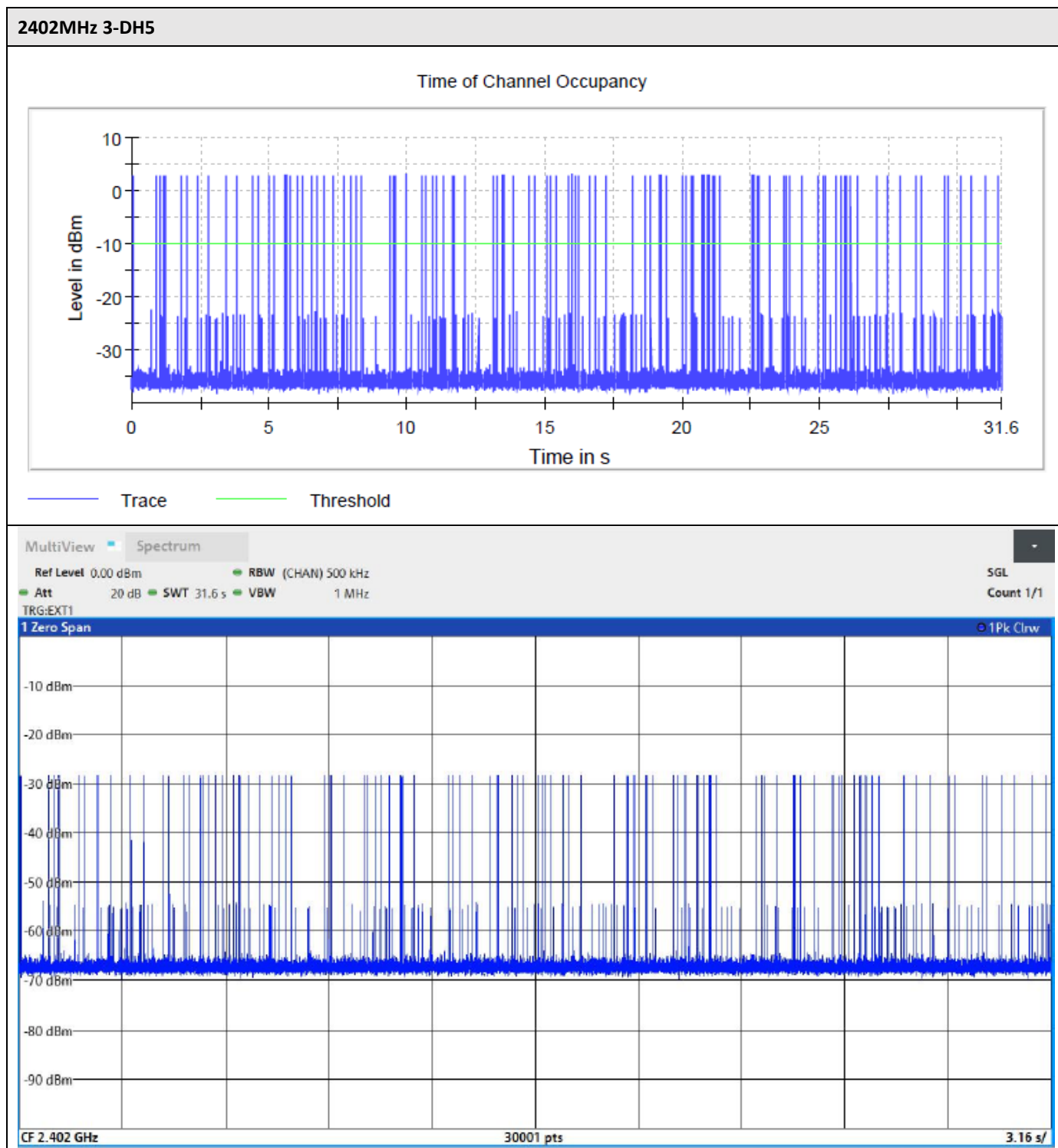
The transmit time per hop was measured by summing the sweep points above a threshold at least 10dB from the maximum level on the spectrum analyzer display.

Frequency	Data Rate	Transmit Time per Hop (ms)	Number of Hops	Time (ms)	Limit Max (ms)	Result
2402	DH5	2.900	106	310.280	400.000	PASS
2402	3-DH5	2.870	101	292.690	400.000	PASS
2441	DH5	2.900	104	304.450	400.000	PASS
2441	3-DH5	2.873	92	267.220	400.000	PASS
2480	DH5	2.900	115	336.390	400.000	PASS
2480	3-DH5	2.875	99	287.490	400.000	PASS

Spectrum Analyzer Settings for 2402MHz

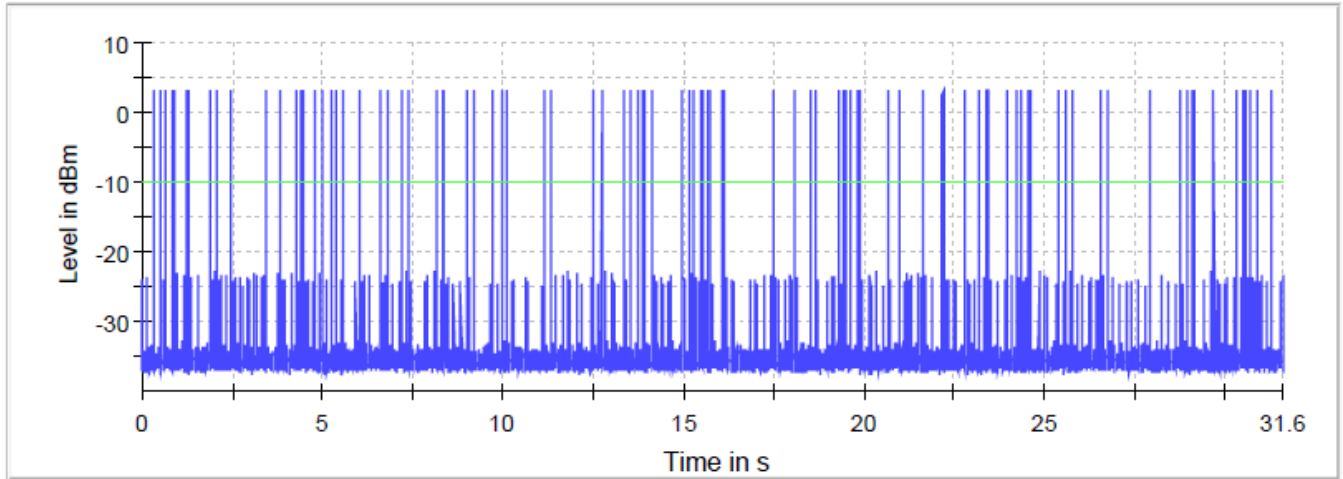
Setting	Instrument Value	Target Value
Center Frequency	2.40200 GHz	2.40200 GHz
Span	ZeroSpan	ZeroSpan
RBW	500.000 kHz	~ 500.000 kHz
VBW	1.000 MHz	~ 1.500 MHz
SweepPoints	30001	~ 30001
Sweeptime	31.600 s	31.600 s
Reference Level	0.000 dBm	0.000 dBm
Attenuation	20.000 dB	20.000 dB
Detector	MaxPeak	MaxPeak
SweepCount	1	1
Filter	Channel	Channel
Trace Mode	Clear Write	Clear Write
Sweeptype	Sweep	AUTO
Preamp	off	off
Trigger	External	External
Trigger Offset	0.000 s	0.000 s

Plots for 3-DH5 packet type shown below



2441MHz 3-DH5

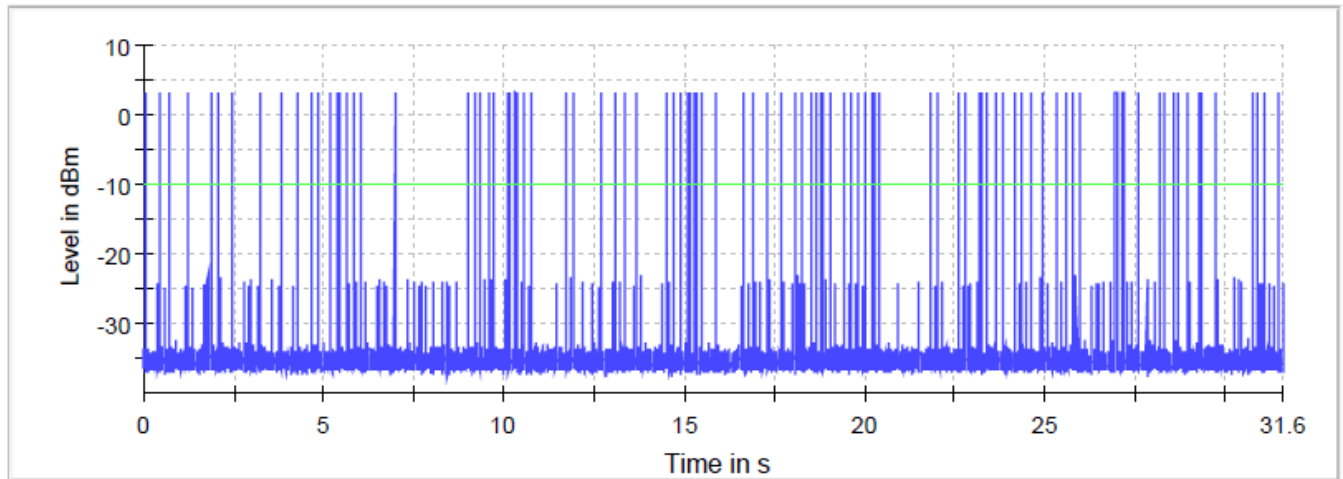
Time of Channel Occupancy



Trace Threshold

2480MHz 3-DH5

Time of Channel Occupancy



Trace Threshold

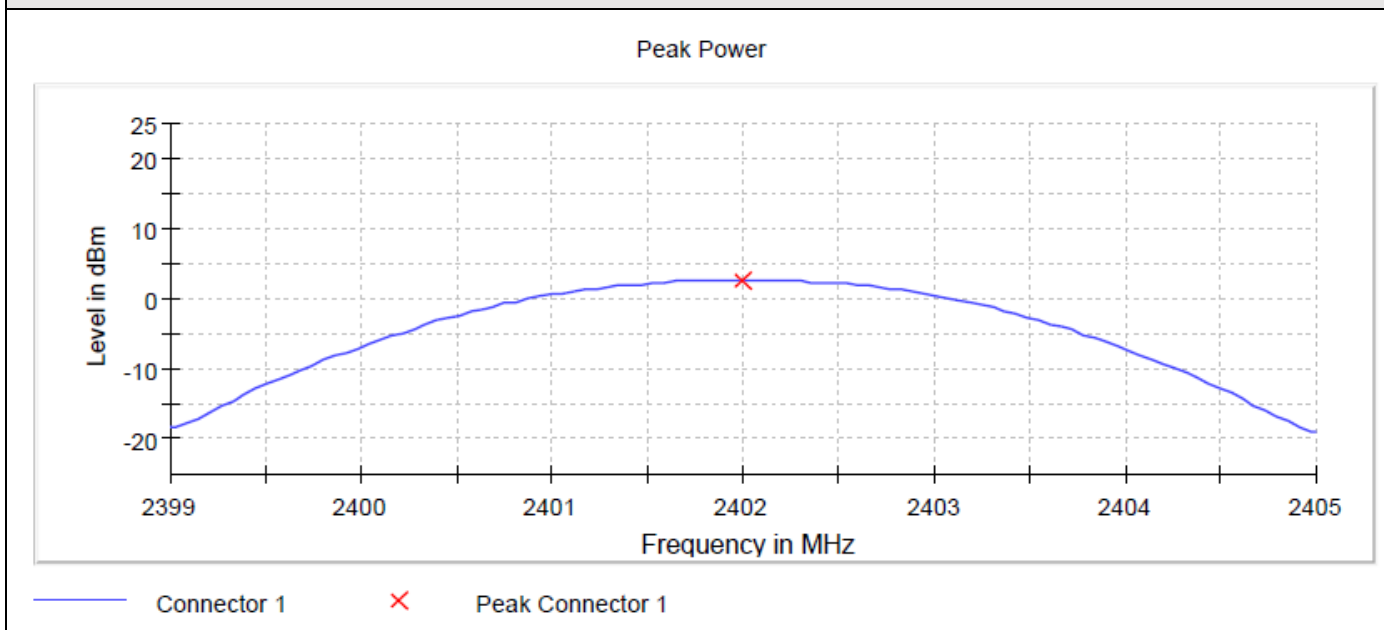
4.4.5 Peak Output Power

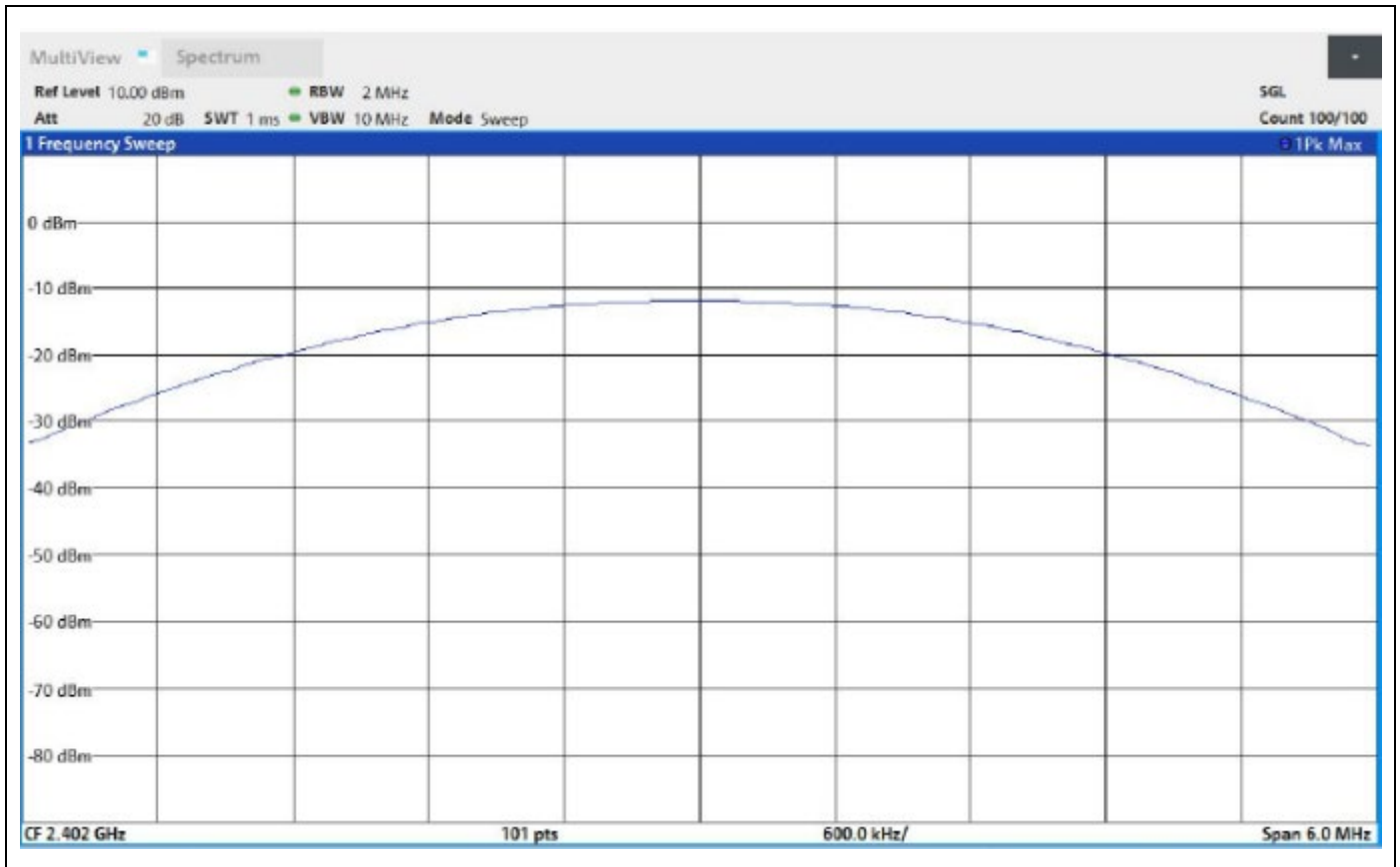
Test according to FCC title 47 part 15 §15.247(b), KDB 558074 D01 DTS Meas Guidance v05r02 and ANSI C63.10-2013 7.8.5, RSS-247 Section 5.4 (b)

Measurement uncertainty calculated in accordance with ETSI TR 100 028-1. Expanded Combined Uncertainty of absolute Level Measurement (K=2) < 1 dB

Data Rate	2402 MHz	2441 MHz	2480 MHz	Limit dBm
DH1	-0.397	-0.495	-0.538	21.0
DH3	-0.351	-0.447	-0.494	21.0
DH5	-0.346	-0.437	-0.493	21.0
2-DH1	2.374	2.443	2.474	21.0
2-DH3	2.403	2.449	2.474	21.0
2-DH5	2.393	2.465	2.488	21.0
3-DH1	2.658	2.716	2.740	21.0
3-DH3	2.658	2.724	2.746	21.0
3-DH5	2.663	2.730	2.755	21.0

2402MHz 3-DH5





4.4.6 Emission Bandwidth 20dB

Test according to FCC title 47 part 15 §15.247(a), KDB 558074 D01 DTS Meas Guidance v05r02 and ANSI C63.10-2013 7.8.7, RSS-247 Section 5.1(a)

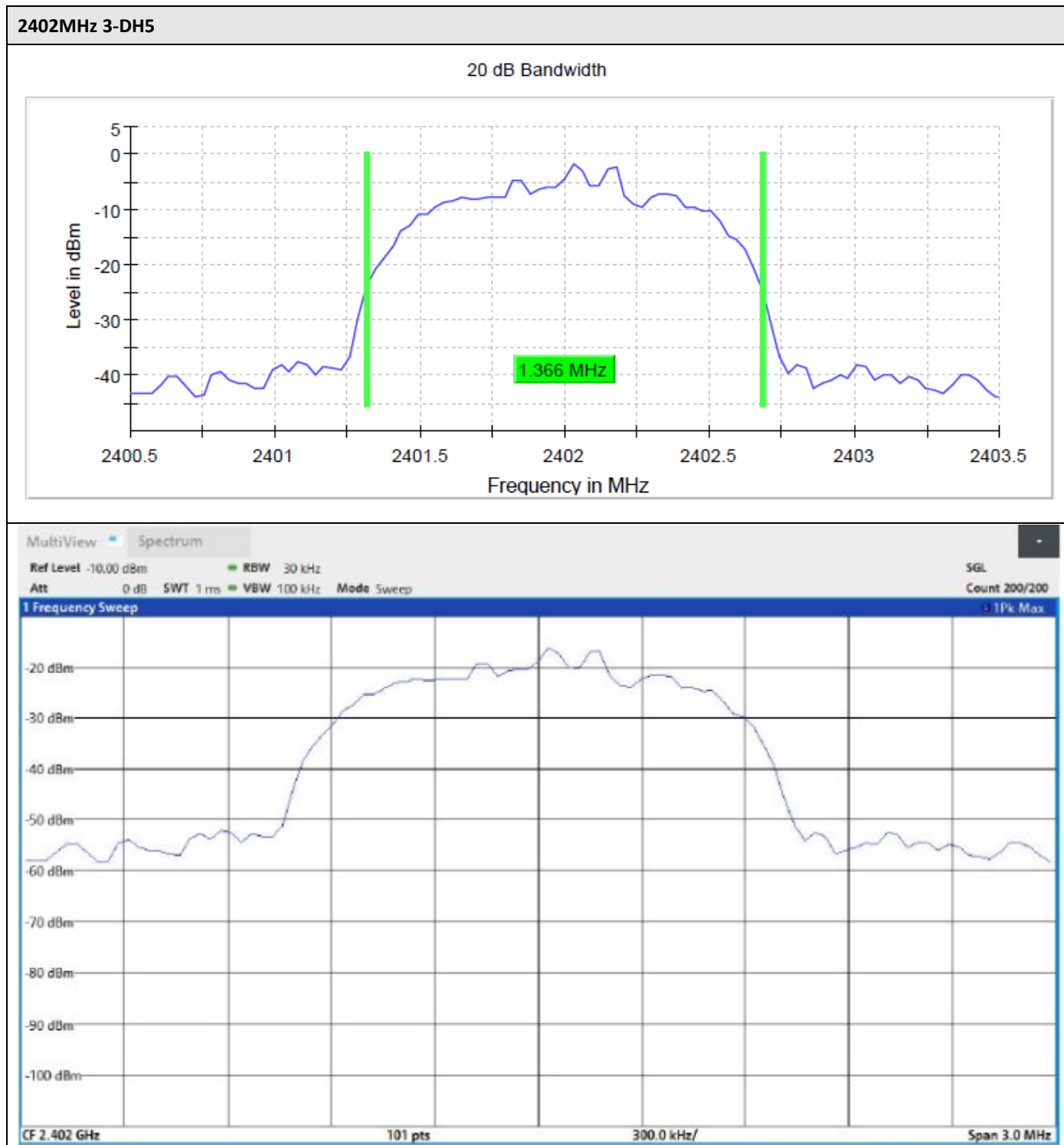
Measurement uncertainty calculated in accordance with ETSI TR 100 028-1. Expanded Uncertainty (K=2) < 2%

Channel / Frequency (MHz)	Packet Type	Bandwidth (MHz)	Band Edge Left (MHz)	Band Edge Right (MHz)	Result
0 / 2402	DH5	1.009900	2401.495050	2402.504950	PASS
	3-DH5	1.366336	2401.316832	2402.683168	PASS
39 / 2441	DH5	1.009900	2440.495050	2441.504950	PASS
	3-DH5	1.366336	2440.316832	2441.683168	PASS
78 / 2480	DH5	1.009900	2479.495050	2480.504950	PASS
	3-DH5	1.366336	2479.316832	2480.683168	PASS

Spectrum Analyzer Settings for 2402MHz

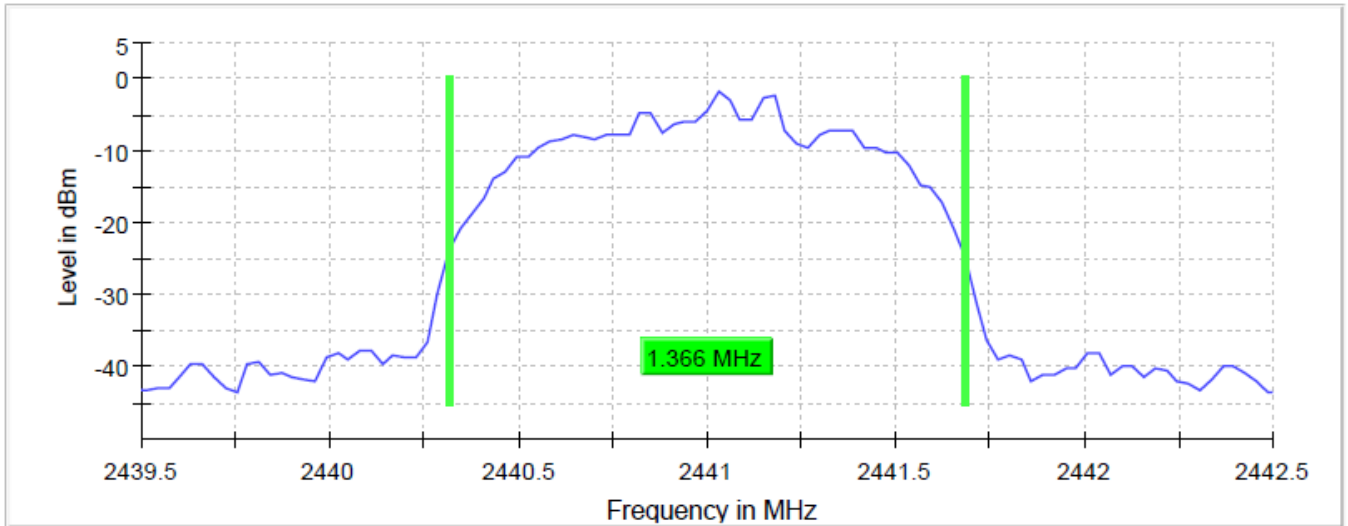
Setting	Instrument Value	Target Value
Start Frequency	2.40050 GHz	2.40050 GHz
Stop Frequency	2.40350 GHz	2.40350 GHz
Span	3.000 MHz	3.000 MHz
RBW	30.000 kHz	>= 30.000 kHz
VBW	100.000 kHz	>= 90.000 kHz
SweepPoints	101	~ 101
Sweeptime	1.000 ms	AUTO
Reference Level	-10.000 dBm	-10.000 dBm
Attenuation	0.000 dB	AUTO
Detector	MaxPeak	MaxPeak
SweepCount	200	200
Filter	3 dB	3 dB
Trace Mode	Max Hold	Max Hold
Sweeptype	Sweep	AUTO
Preamp	off	off
Stablemode	Trace	Trace
Stablevalue	0.50 dB	0.50 dB
Run	9 / max. 150	max. 150
Stable	5 / 5	5
Max Stable Difference	0.03 dB	0.50 dB

Plots for 3-DH5 Packet Type shown below



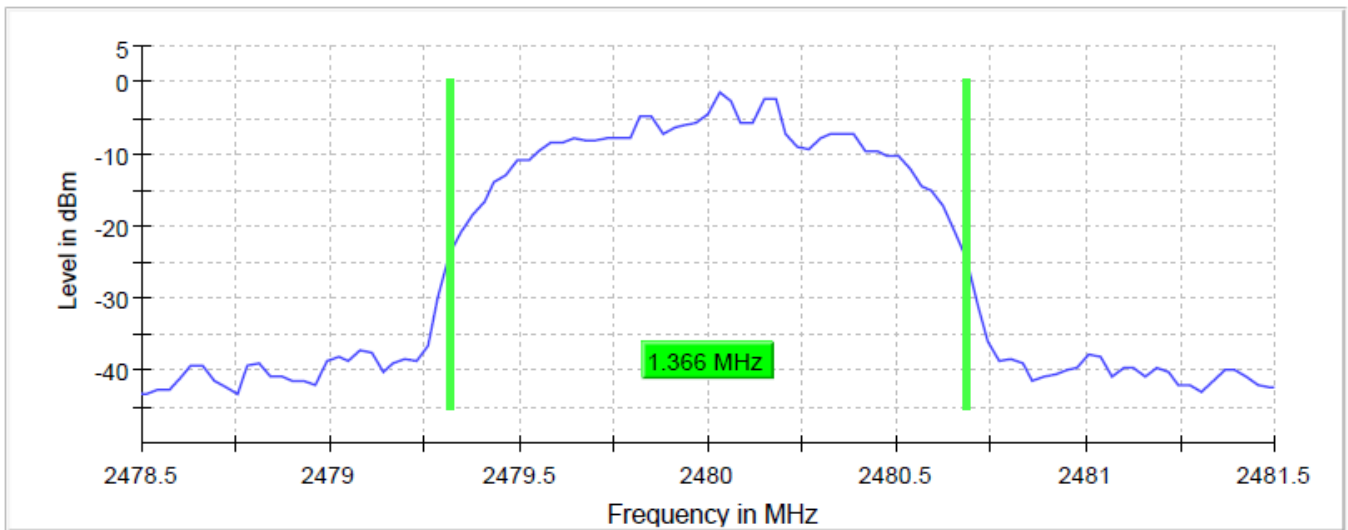
2441MHz 3-DH5

20 dB Bandwidth



2480MHz 3-DH5

20 dB Bandwidth



4.4.7 Occupied Channel Bandwidth 99%

Test according to RSS-GEN Section 6.7, KDB 558074 D01 DTS Meas Guidance v05r02 and ANSI C63.10-2013

Measurement uncertainty calculated in accordance with ETSI TR 100 028-1. Expanded Uncertainty (K=2) < 2%

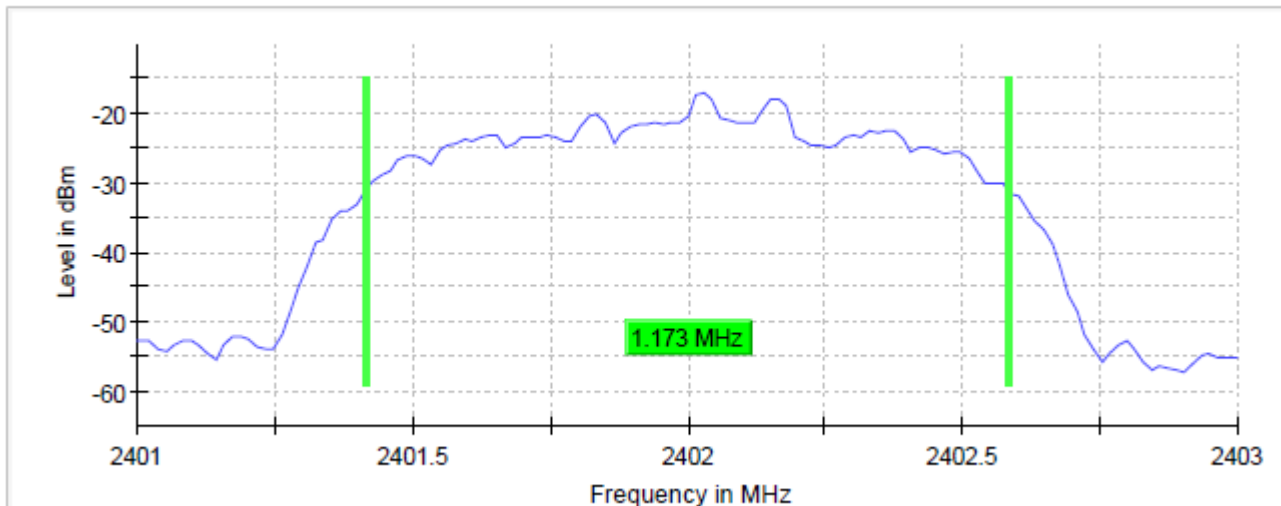
Channel / Frequency (MHz)	Packet Type	Bandwidth (MHz)	Band Edge Left (MHz)	Band Edge Right (MHz)	Result
0 / 2402	DH5	0.865000	2401.567500	2402.432500	PASS
	3-DH5	1.172932	2401.413534	2402.586466	PASS
39 / 2441	DH5	0.865000	2440.567500	2441.432500	PASS
	3-DH5	1.172932	2440.413534	2441.586466	PASS
78 / 2480	DH5	0.865000	2479.567500	2480.432500	PASS
	3-DH5	1.187970	2479.398496	2480.586466	PASS

Spectrum Analyzer Settings for 2402MHz 3-DH5

Setting	Instrument Value	Target Value
Start Frequency	2.40100 GHz	2.40100 GHz
Stop Frequency	2.40300 GHz	2.40300 GHz
Span	2.000 MHz	2.000 MHz
RBW	30.000 kHz	>= 30.000 kHz
VBW	100.000 kHz	>= 90.000 kHz
SweepPoints	133	~ 133
SweepTime	1.000 ms	AUTO
Reference Level	-20.000 dBm	-20.000 dBm
Attenuation	0.000 dB	AUTO
Detector	MaxPeak	MaxPeak
SweepCount	500	500
Filter	3 dB	3 dB
Trace Mode	Max Hold	Max Hold
SweepType	Sweep	AUTO
Preamp	off	off
Stablemode	Trace	Trace
Stablevalue	0.30 dB	0.30 dB
Run	4 / max. 150	max. 150
Stable	3 / 3	3
Max Stable Difference	0.16 dB	0.30 dB

2402MHz 3-DH5

99 % Bandwidth

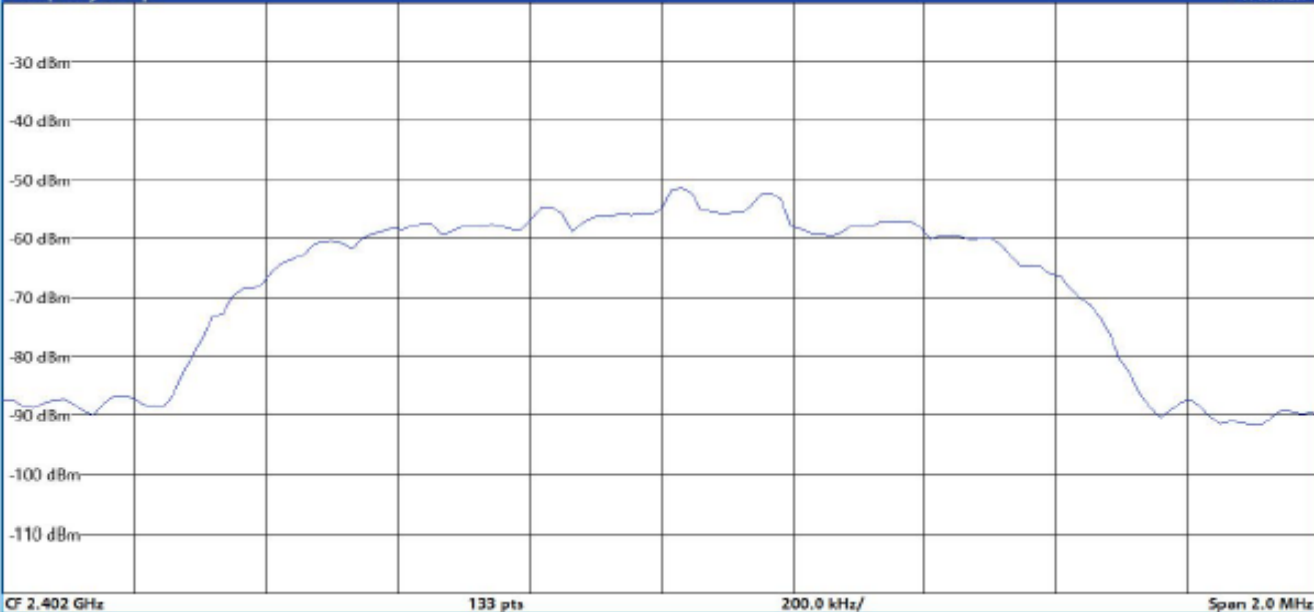


MultiView Spectrum

Ref Level -20.00 dBm RBW 30 kHz
Att 0 dB SWT 1 ms VBW 100 kHz Mode Sweep

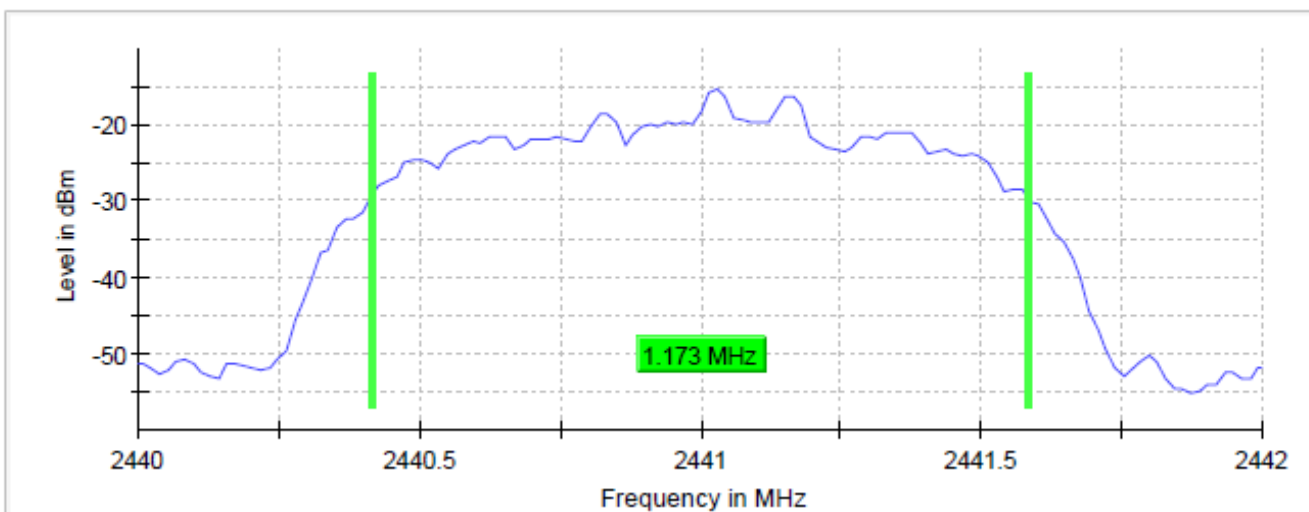
SGL
Count 500/500

1 Frequency Sweep



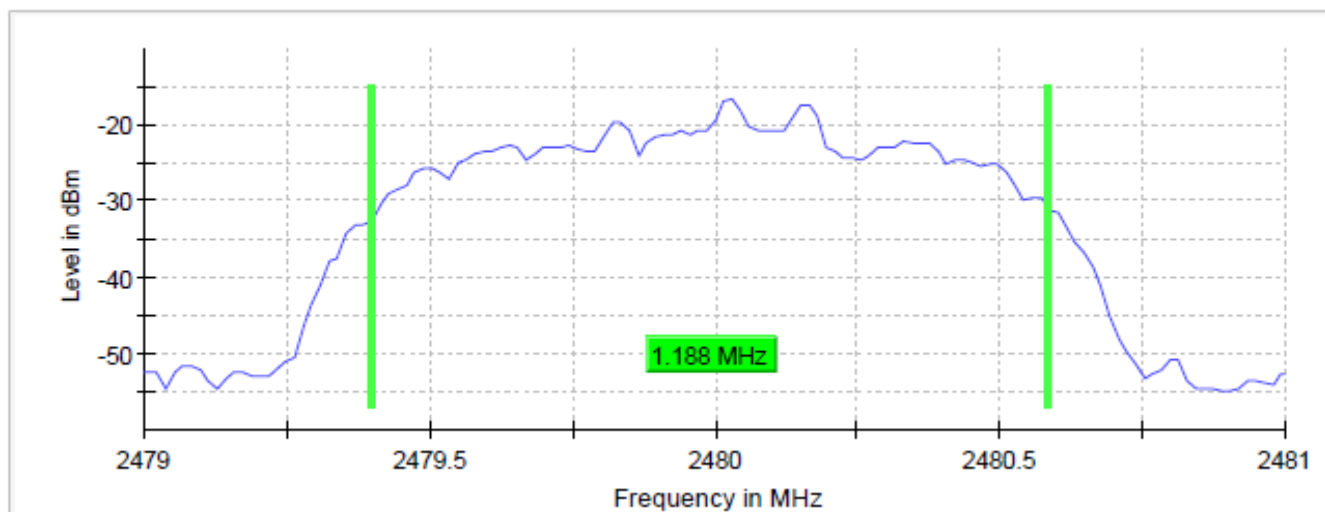
2441MHz 3-DH5

99 % Bandwidth



2480MHz 3-DH5

99 % Bandwidth

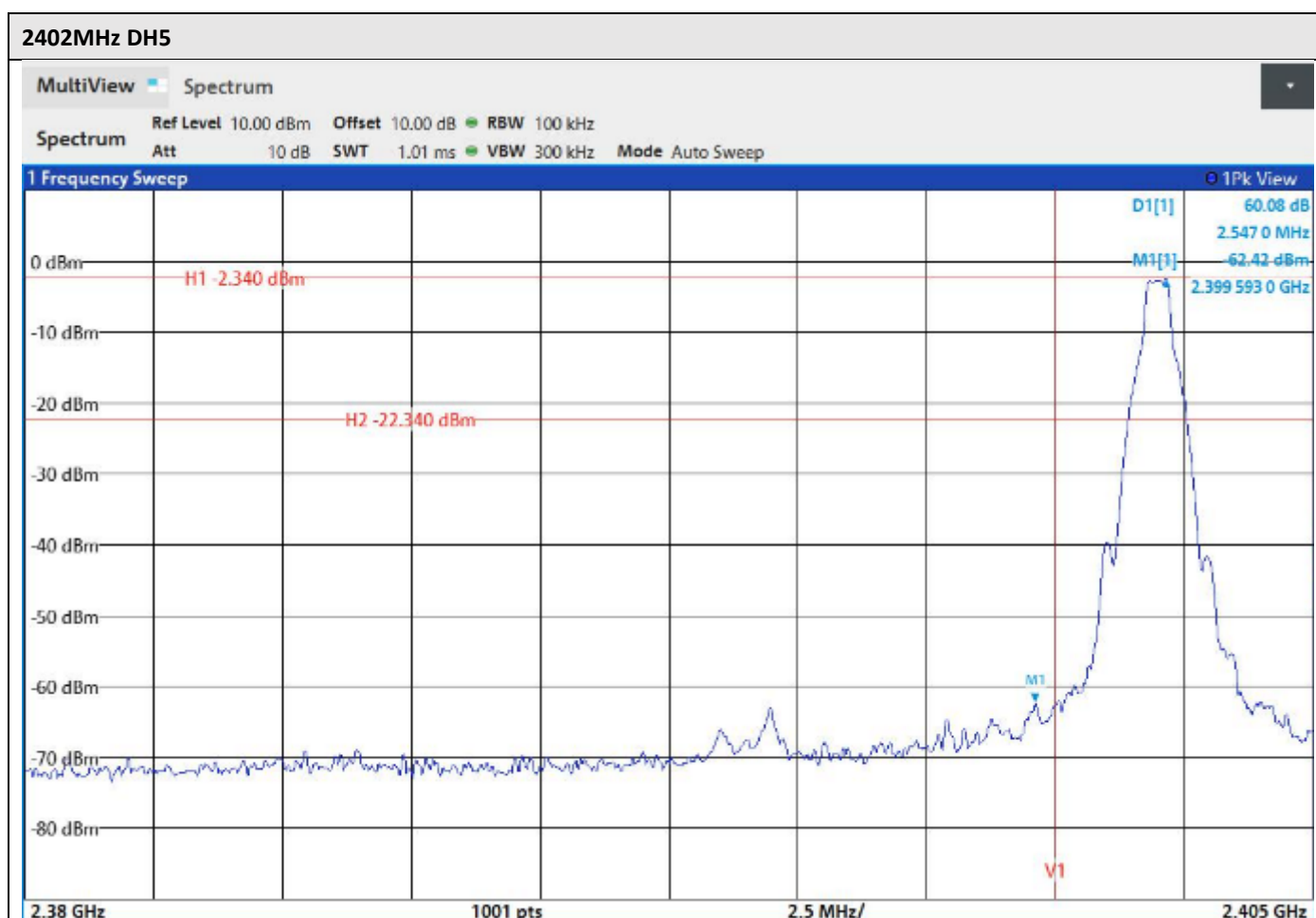


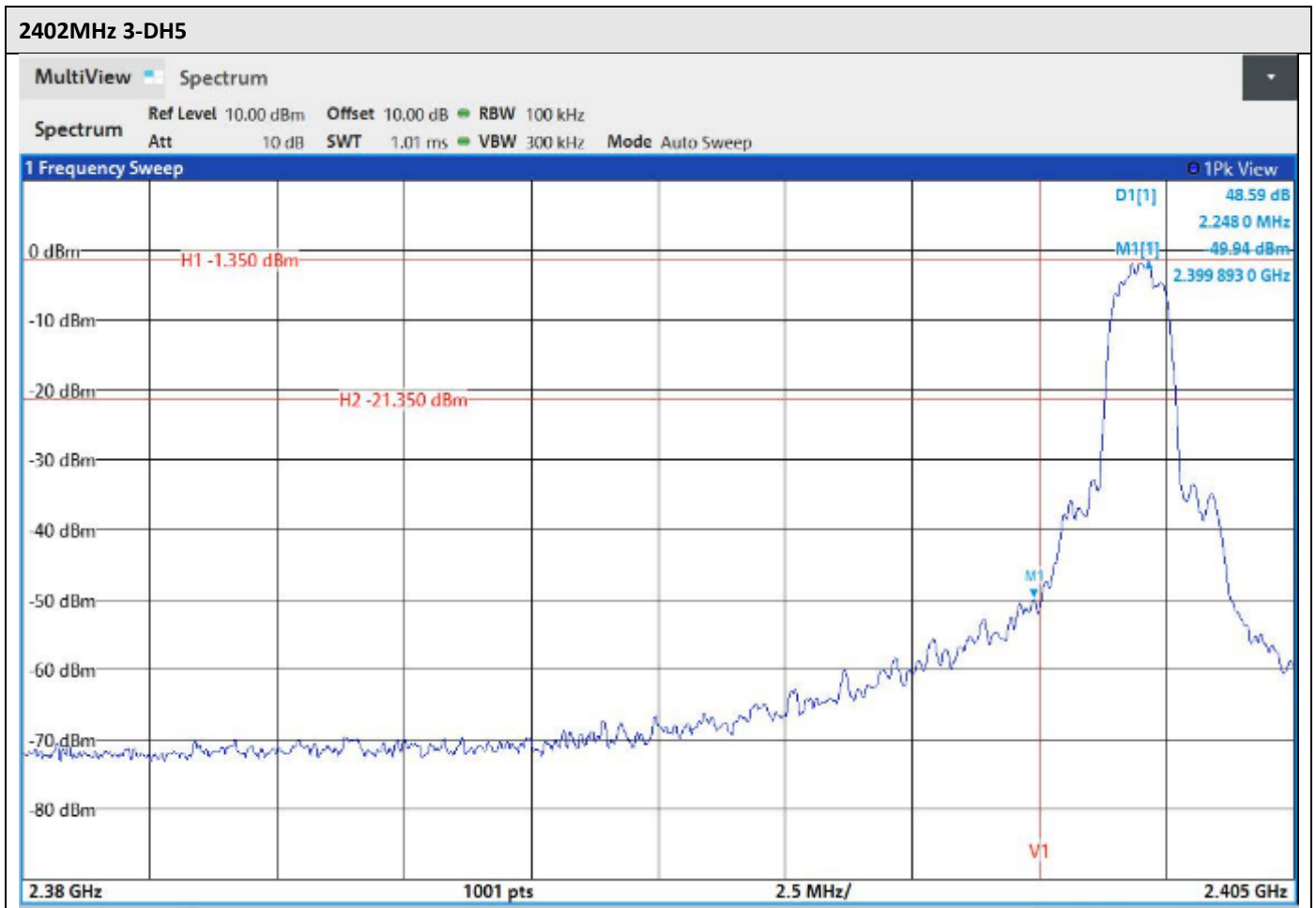
4.4.8 Band Edge Low (2402 MHz)

Test according to FCC title 47 part 15 §15.247(d), KDB 558074 D01 DTS Meas Guidance v05r02 and ANSI C63.10-2013 7.8.6, RSS-247 Section 5.5

Measurement uncertainty calculated in accordance with ETSI TR 100 028-1. Expanded Uncertainty (K=2) < 0.8 dB

Data Rate	Frequency (MHz)	Level(dBm)
DH5	2399.5930	-2.3
3-DH5	2399.8930	-1.3



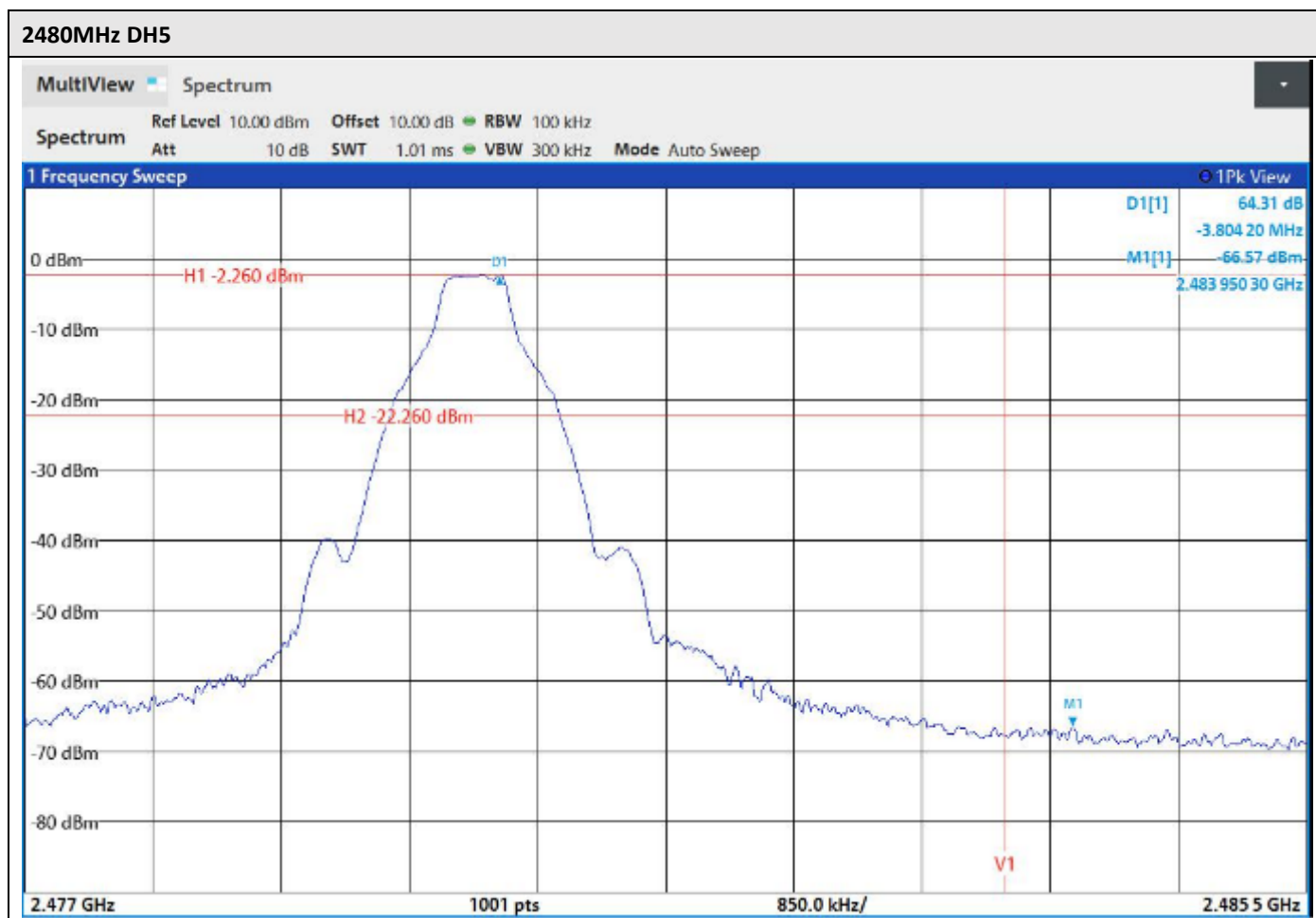


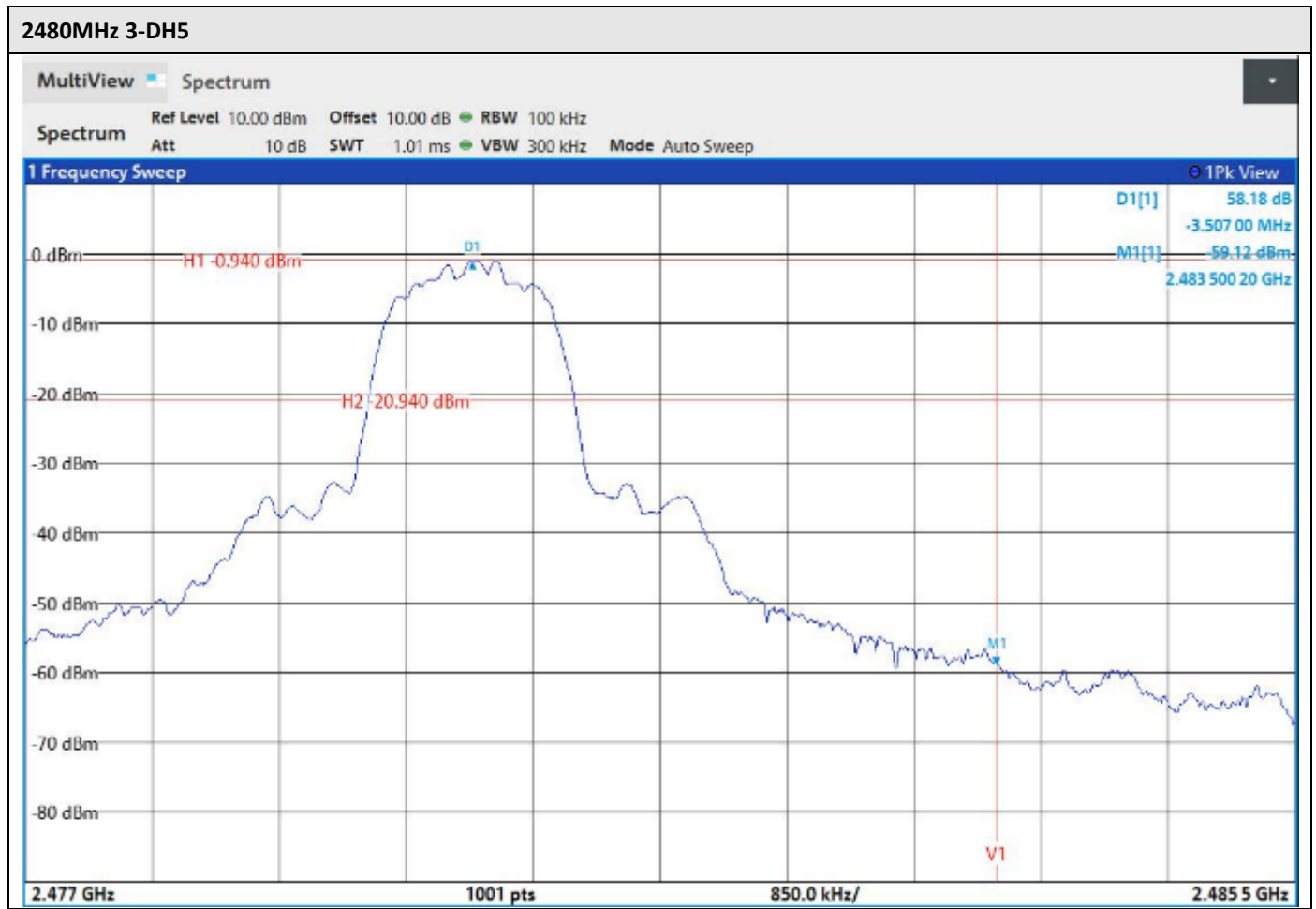
4.4.9 Band Edge High (2480 MHz)

Test according to FCC title 47 part 15 §15.247(d), KDB 558074 D01 DTS Meas Guidance v05r02 and ANSI C63.10-2013 7.8.6, RSS-247 Section 5.5

Measurement uncertainty calculated in accordance with ETSI TR 100 028-1. Expanded Uncertainty (K=2) < 0.8 dB

Data Rate	Frequency (MHz)	Level(dBm)
DH5	2483.95030	-2.2
3-DH5	2483.50020	-0.9





4.4.10 Tx Spurious Emission

Test according to FCC title 47 part 15 §15.247(d), KDB 558074 D01 DTS Meas Guidance v05r02 and ANSI C63.10-2013 Section 7.8.8, RSS-247 Section 5.5

Measurement uncertainty calculated in accordance with ETSI TR 100 028-1. Expanded Uncertainty (K=2) < 1.8 dB

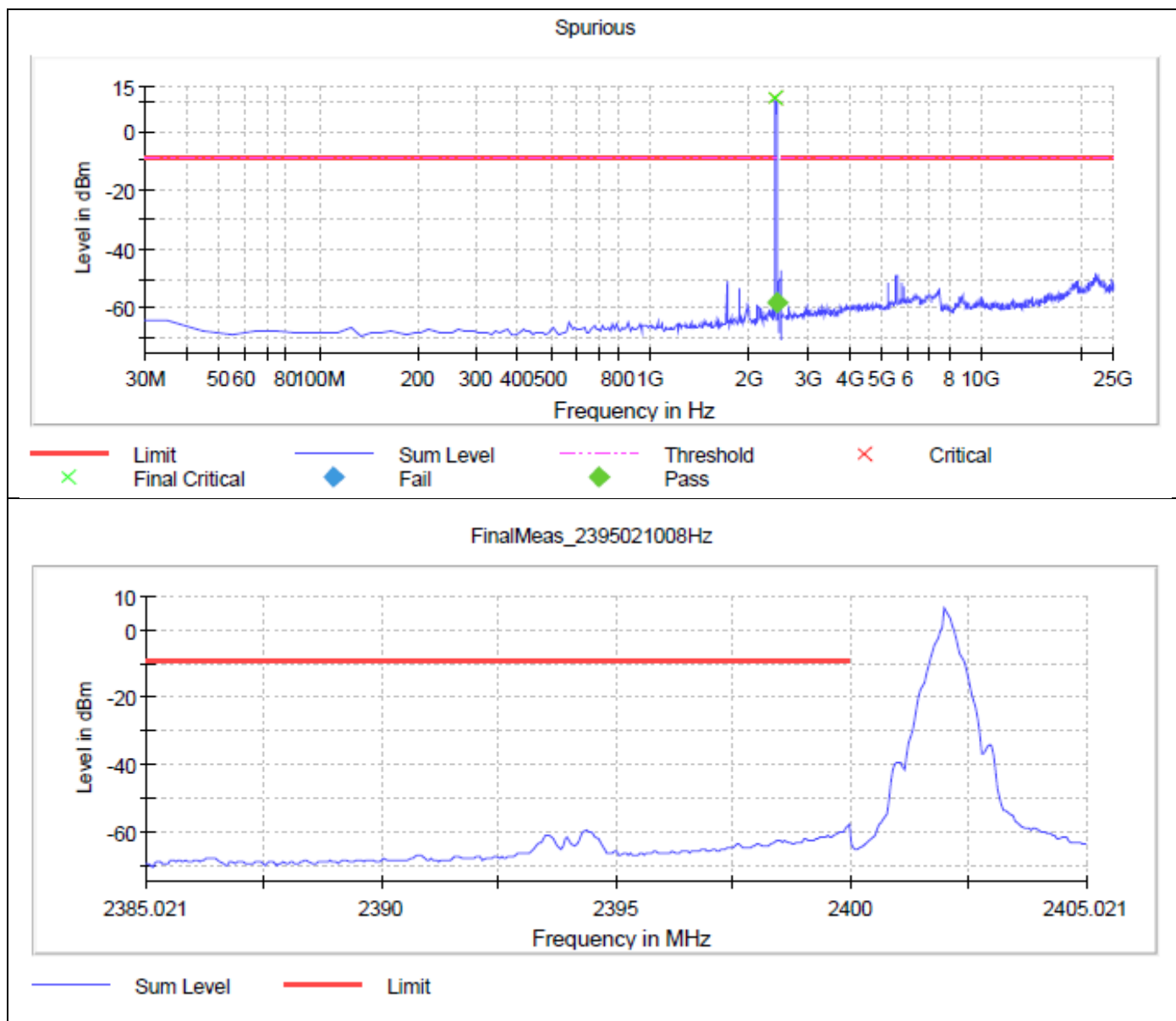
2402MHz DH5				
Final Measurement				
Frequency (MHz)	Level Pre Measurement (dBm)	Level (dBm)	Margin (dB)	Limit (dBm)
2399.958664	5.5	-58.1	48.9	-9.2
Pre Measurement				
Frequency (MHz)	Level (dBm)	Margin (dB)	Limit (dBm)	
2395.021008	11.4	-20.5	-9.2	
22076.752663	-48.2	39.0	-9.2	
22536.477031	-48.5	39.4	-9.2	
22066.758655	-48.7	39.5	-9.2	
22096.740679	-48.8	39.6	-9.2	
22016.788615	-48.9	39.7	-9.2	
22006.794607	-49.0	39.8	-9.2	
22236.656791	-49.0	39.8	-9.2	
22086.746671	-49.0	39.8	-9.2	
22166.698735	-49.0	39.9	-9.2	
5546.663449	-49.1	39.9	-9.2	
22036.776631	-49.2	40.1	-9.2	
21956.824567	-49.2	40.1	-9.2	
22486.506991	-49.2	40.1	-9.2	
5536.669441	-49.3	40.1	-9.2	

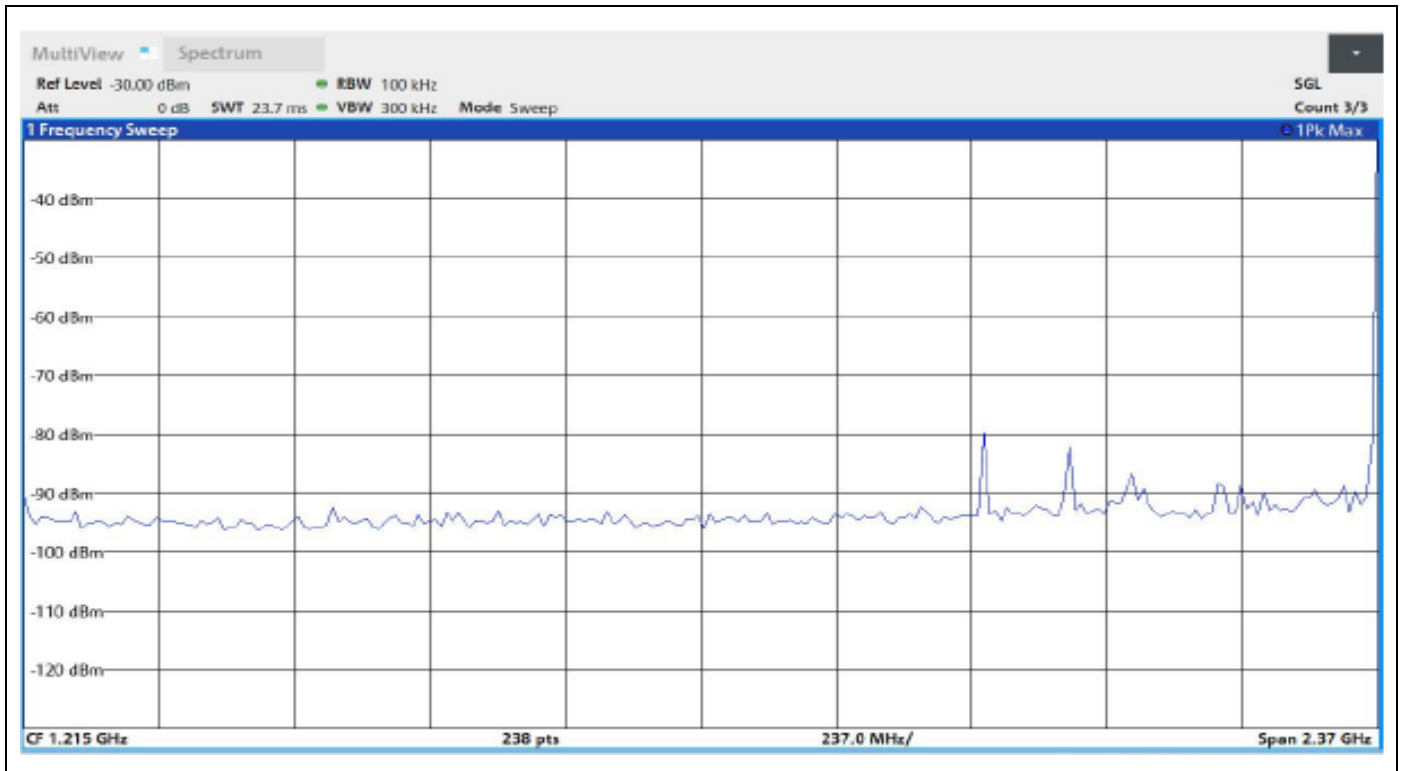
Spectrum Analyzer Pre Measurement Settings

Setting	Instrument Value	Target Value
RBW	100.000 kHz	<= 100.000 kHz
VBW	300.000 kHz	>= 300.000 kHz
SweepPoints	238	~ 238
Sweeptime	23.700 ms	AUTO
Reference Level	-30.000 dBm	-30.000 dBm
Attenuation	0.000 dB	AUTO
Detector	MaxPeak	MaxPeak
SweepCount	3	3
Filter	3 dB	3 dB
Trace Mode	Max Hold	Max Hold
Sweeptype	Sweep	AUTO
Preamp	off	off
Stablemode	Trace	Trace
Stablevalue	0.50 dB	0.50 dB
Run	7 / max. 40	max. 40
Stable	3 / 3	3
Max Stable Difference	0.00 dB	0.50 dB

Spectrum Analyzer Final Measurement Settings

Setting	Instrument Value	Target Value
RBW	100.000 kHz	<= 100.000 kHz
VBW	300.000 kHz	>= 300.000 kHz
SweepPoints	401	~ 401
Sweeptime	1.000 ms	AUTO
Reference Level	-10.000 dBm	-10.000 dBm
Attenuation	0.000 dB	AUTO
Detector	MaxPeak	MaxPeak
SweepCount	100	100
Filter	3 dB	3 dB
Trace Mode	Average Linear	Average Linear
Sweeptype	Sweep	AUTO
Preamp	off	off



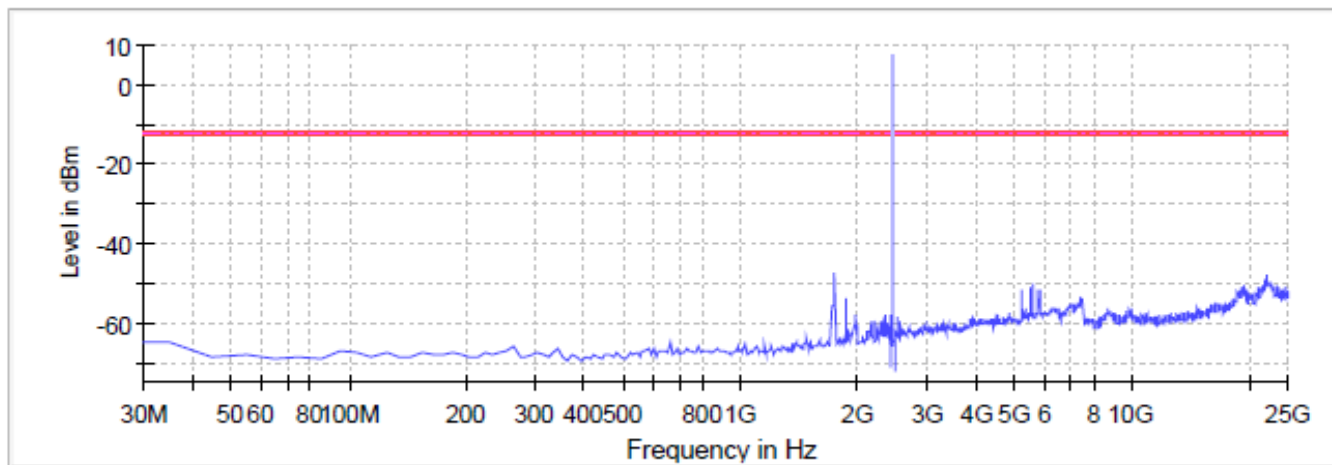


2441MHz DH5

Pre Measurement

Frequency (MHz)	Level (dBm)	Margin (dB)	Limit (dBm)
1737.794118	-47.2	35.0	-12.1
22066.758655	-48.1	36.0	-12.1
22086.746671	-48.8	36.6	-12.1
22126.722703	-48.8	36.7	-12.1
22016.788615	-48.9	36.8	-12.1
22036.776631	-48.9	36.8	-12.1
22146.710719	-49.0	36.9	-12.1
22046.770639	-49.1	37.0	-12.1
22026.782623	-49.2	37.1	-12.1
22116.728695	-49.2	37.1	-12.1
22076.752663	-49.2	37.1	-12.1
22056.764647	-49.4	37.3	-12.1
21936.836551	-49.4	37.3	-12.1
22276.632823	-49.4	37.3	-12.1
21966.818575	-49.5	37.4	-12.1

Spurious



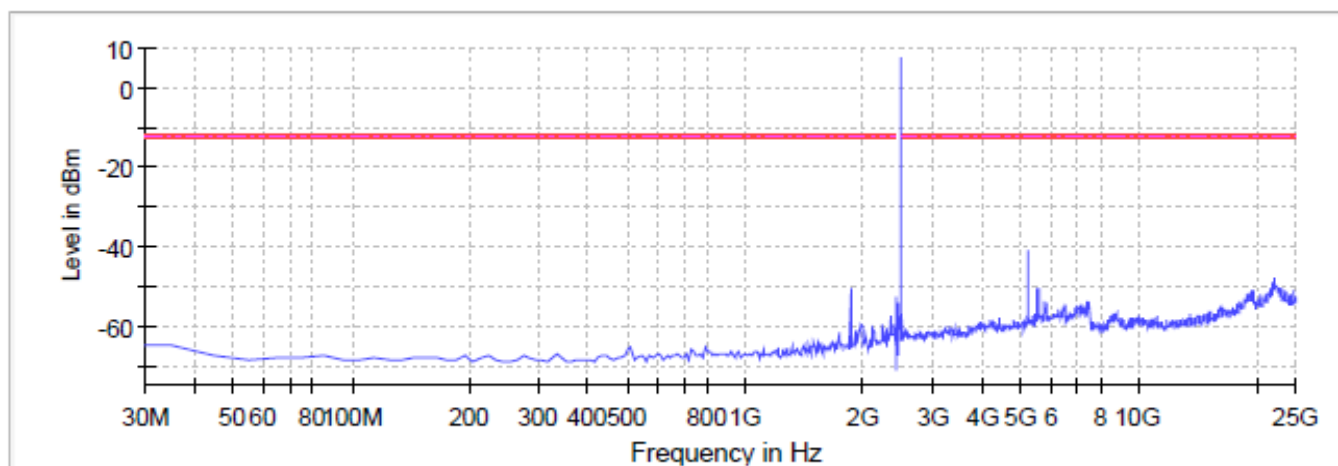
— Limit — Sum Level - - - Threshold × Critical × Final Critical

2480MHz DH5

Pre Measurement

Frequency (MHz)	Level (dBm)	Margin (dB)	Limit (dBm)
5216.861185	-40.9	28.8	-12.2
5226.855193	-43.0	30.8	-12.2
22056.764647	-47.9	35.8	-12.2
21996.800599	-48.7	36.5	-12.2
22106.734687	-48.9	36.8	-12.2
22216.668775	-49.1	36.9	-12.2
21886.866511	-49.2	37.0	-12.2
22136.716711	-49.4	37.2	-12.2
22156.704727	-49.4	37.2	-12.2
22036.776631	-49.5	37.3	-12.2
22236.656791	-49.5	37.3	-12.2
22096.740679	-49.7	37.5	-12.2
22076.752663	-49.7	37.5	-12.2
21976.812583	-49.7	37.6	-12.2
21956.824567	-49.8	37.6	-12.2

Spurious



— Limit
 — Sum Level
 - - - Threshold
 × Critical
 × Final Critical

2402MHz 3-DH5

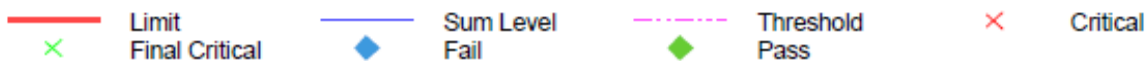
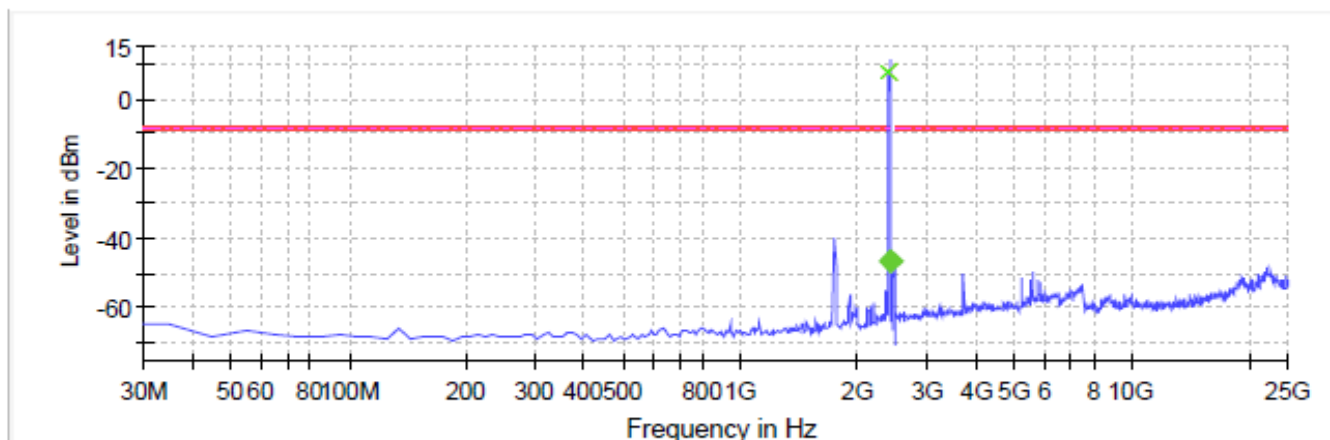
Final Measurement

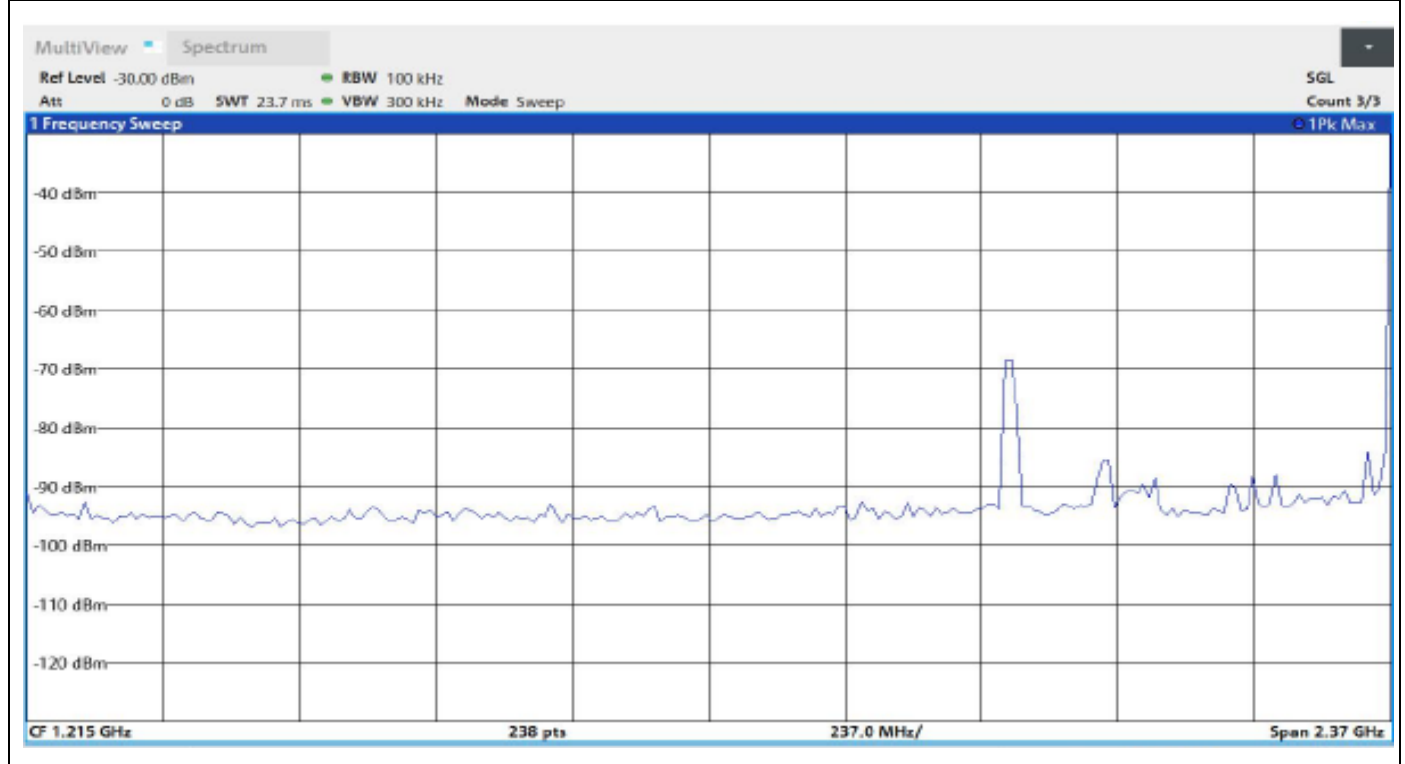
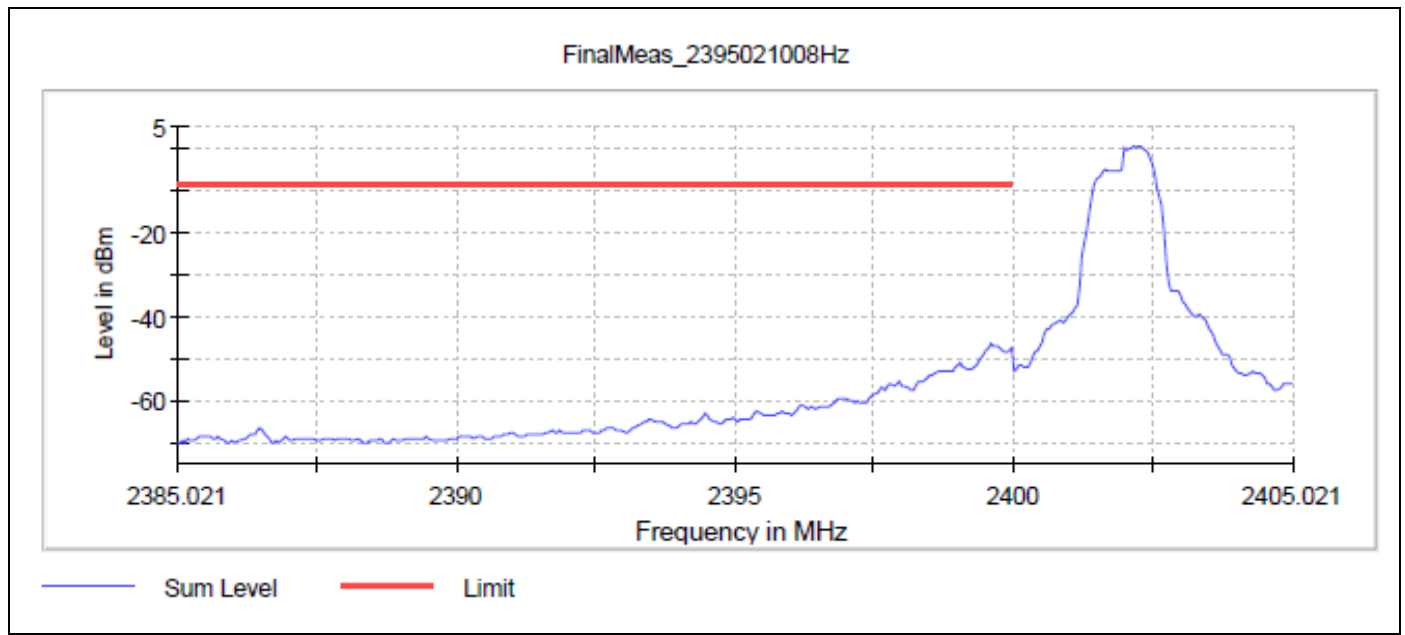
Frequency (MHz)	Level Pre Measurement (dBm)	Level (dBm)	Margin (dB)	Limit (dBm)
2399.609537	2.0	-46.7	38.3	-8.4

Pre Measurement

Frequency (MHz)	Level (dBm)	Margin (dB)	Limit (dBm)
2395.021008	7.5	-15.9	-8.4
1737.794118	-39.7	31.3	-8.4
1727.836134	-39.9	31.6	-8.4
1747.752101	-47.8	39.4	-8.4
22046.770639	-48.7	40.3	-8.4
22026.782623	-49.0	40.7	-8.4
22196.680759	-49.1	40.7	-8.4
22546.471039	-49.1	40.7	-8.4
22146.710719	-49.1	40.7	-8.4
22456.524967	-49.1	40.8	-8.4
22116.728695	-49.2	40.8	-8.4
22086.746671	-49.3	40.9	-8.4
22466.518975	-49.3	40.9	-8.4
21786.926431	-49.4	41.0	-8.4
22446.530959	-49.5	41.1	-8.4

Spurious



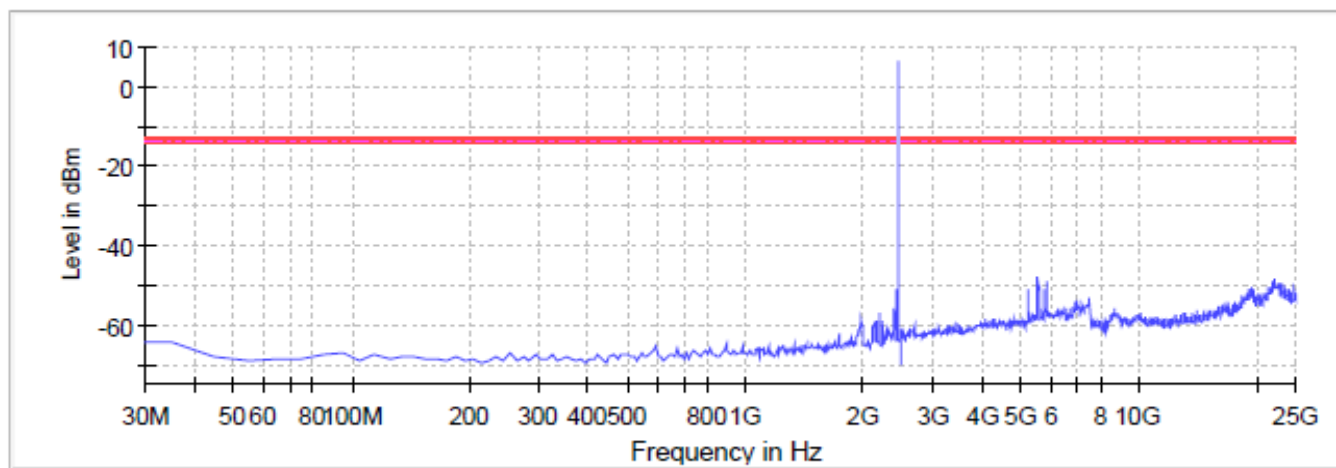


2441MHz 3-DH5

Pre Measurement

Frequency (MHz)	Level (dBm)	Margin (dB)	Limit (dBm)
5536.669441	-47.8	34.4	-13.5
5496.693409	-48.0	34.6	-13.5
22096.740679	-48.7	35.2	-13.5
22106.734687	-48.8	35.3	-13.5
22046.770639	-48.8	35.4	-13.5
5796.513648	-48.9	35.5	-13.5
21886.866511	-49.0	35.5	-13.5
22126.722703	-49.1	35.6	-13.5
22076.752663	-49.1	35.6	-13.5
22086.746671	-49.1	35.6	-13.5
22196.680759	-49.1	35.7	-13.5
22116.728695	-49.2	35.7	-13.5
22026.782623	-49.4	35.9	-13.5
22696.381158	-49.4	35.9	-13.5
22066.758655	-49.5	36.0	-13.5

Spurious



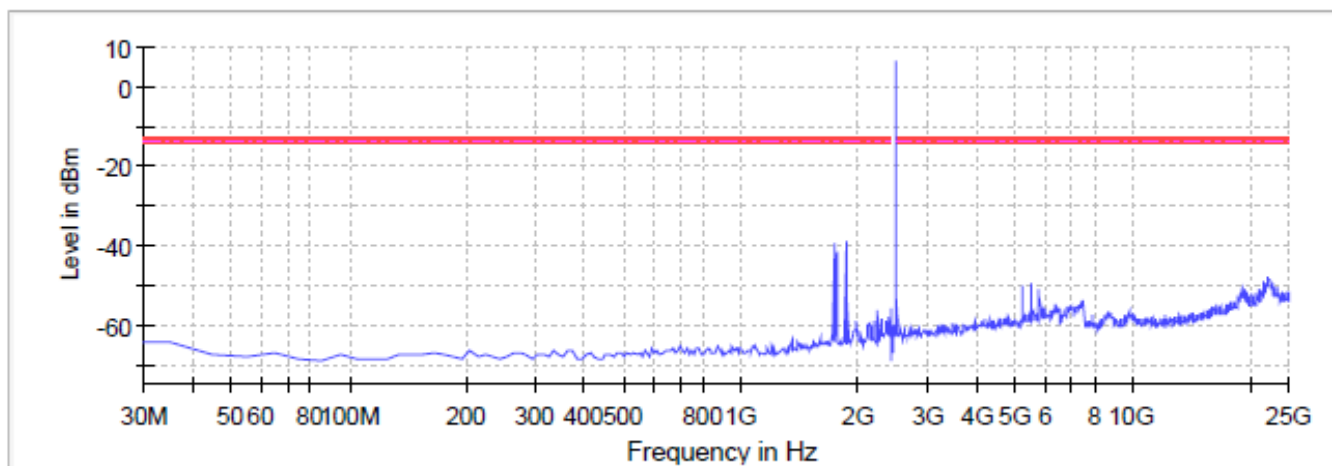
— Limit — Sum Level - - - - Threshold × Critical × Final Critical

2480MHz 3-DH5

Pre Measurement

Frequency (MHz)	Level (dBm)	Margin (dB)	Limit (dBm)
1847.331933	-39.1	25.6	-13.4
1727.836134	-39.5	26.1	-13.4
1747.752101	-41.8	28.4	-13.4
22056.764647	-48.0	34.6	-13.4
22146.710719	-48.4	35.0	-13.4
22236.656791	-48.7	35.2	-13.4
22086.746671	-48.7	35.3	-13.4
21627.022304	-48.8	35.4	-13.4
22066.758655	-48.8	35.4	-13.4
22026.782623	-48.9	35.5	-13.4
22246.650799	-49.1	35.7	-13.4
22516.489015	-49.2	35.8	-13.4
22196.680759	-49.2	35.8	-13.4
22046.770639	-49.4	36.0	-13.4
21996.800599	-49.5	36.1	-13.4

Spurious



— Limit
 — Sum Level
 - - - Threshold
 × Critical
 × Final Critical

5. Radiated Testing

5.1 Test Summary

Start: 12/14/2022	End: 12/28/2022	Temperature: 23.2°C	Initials: AB
		Humidity: 23.3 %R.H	

DUT S/N	AH22120901-HAR-054#2	DUT Operating Mode		BT Classic
Comment	DH5, 3-DH5			
Antenna	Frequency Range	Polarization	Result Over/Under Limit	Notes
Loop	9kHz-30MHz	Parallel	<input type="checkbox"/> Over <input checked="" type="checkbox"/> Under	√
		Perpendicular	<input type="checkbox"/> Over <input checked="" type="checkbox"/> Under	√
		Ground-Parallel	<input type="checkbox"/> Over <input checked="" type="checkbox"/> Under	√
Log Periodic	30MHz-1GHz	Horizontal	<input type="checkbox"/> Over <input checked="" type="checkbox"/> Under	√
		Vertical	<input type="checkbox"/> Over <input checked="" type="checkbox"/> Under	√
Horn	1GHz-18GHz	Horizontal	<input type="checkbox"/> Over <input checked="" type="checkbox"/> Under	√
		Vertical	<input type="checkbox"/> Over <input checked="" type="checkbox"/> Under	√
Horn	18GHz-27.5GHz	Horizontal	<input type="checkbox"/> Over <input checked="" type="checkbox"/> Under	√
		Vertical	<input type="checkbox"/> Over <input checked="" type="checkbox"/> Under	√

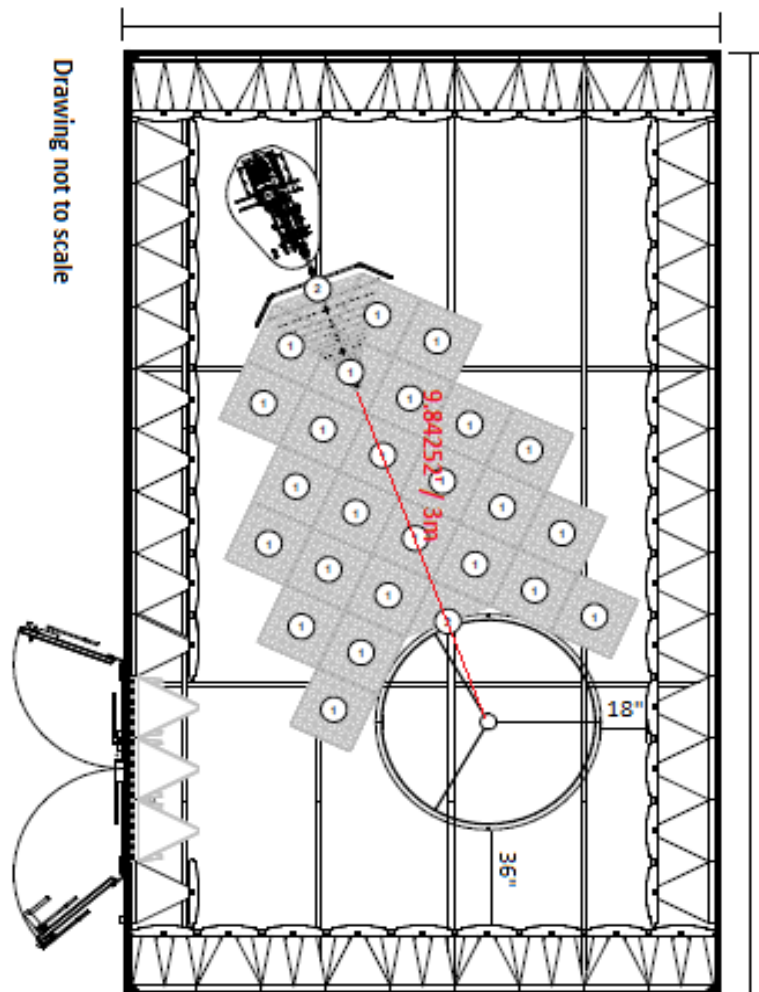
Notes: √ meets the requirements of the acceptance criteria.

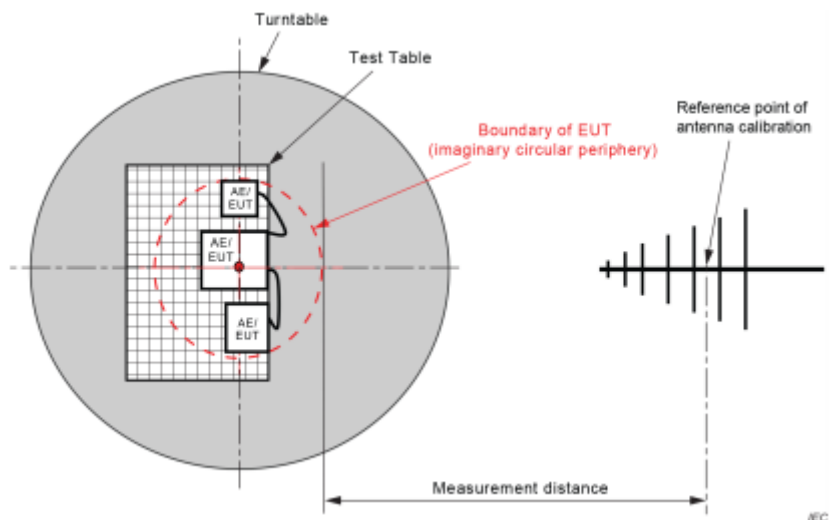
5.2 Test Setup

Semi-Anechoic Chamber Test Site-3 meter

Chamber Location	815 N Opdyke Rd Auburn Hills, Michigan 48326
Chamber Manufacturer:	ETS-Lindgren
Chamber Type	Semi-Anechoic
Model	FACT™ 3-2.0 Plus
Chamber Dimensions (L x W x H)	18'x18'x30'
Quiet Zone Diameter	2.0 meters
Quiet Zone Test Heights	1 & 2 meters (front only)
Test Distance	3.0 meters
Test Frequency Range	1-40 GHz
Measured Performance	4.87 dB Site sVSWR

Chamber Dimensions





5.3 Test Equipment Used

ID #	Equipment	Manufacturer	Model #	Serial #	Cal Due
BVD0217	Receiver 2Hz-44GHz	Rohde & Schwarz	ESW44	101871	4/20/2023
BVD0118	Antenna Mast Position Controller	ETS	7006-001	00214778/00 214648	N/A
BVD0111	3 Meter Anechoic Chamber	ETS	N/A	N/A	N/A
BVD0247	Turn Table	ETS	920250	N/A	N/A
BVD0323	Foam Test Table For 3 Meter Chamber	ETS-Lindgren	LDT-1.5	N/A	N/A
BVD0069	Bore Sight Tower	ETS	2171B	226732	N/A
BVD0259	Optima 12V Blue top Marine battery	Optima	D34M	N/A	N/A
BVD0184	Preamplifier 29dB 1-18GHz	Rohde & Schwarz	TS-PR18	101646	5/6/2023
BVD0185	Preamplifier 45dB 18-40GHz	Rohde & Schwarz	TS-PR1840	100064	4/6/2023
BVD0267	Double Ridge Waveguide 800MHz-18GHz	Rohde & Schwarz	HF907	102832	5/5/2023
BVD0021	UltraLog Antenna 30-6000 MHz	Rohde & Schwarz	HL562E	101113	7/21/2023
BVD0320	18-40GHz Horn Antenna	L3 Narda ATM	PNR 180-442-KF	136164-01	4/4/2023
BVD0011	Loop Antenna 9kHz-30MHz	Rohde & Schwarz	FMZB1519B	145	5/4/2023
BVD0045	Field Probe Mast	Rohde & Schwarz	TS-FPMA	N/A	N/A
BVD0480	Band Reject Filter 50dB from 2400 to 2500MHz	Micro-Tronics	BRM50702	G482	4/11/2023
BVD0394	Double Shielded N-Type Cable 6.9 Meter	Rohde & Schwarz	N-Type	N/A	3/11/2023
BVD0398	Double Shielded N-Type Cable 2 Meter	Rohde & Schwarz	N-Type	N/A	12/29/2024
BVD0486	Sucoflex K-Type Coaxial Cable 5 Meter	Huber+Suhner, inc	K-Type Coaxial	474343	8/30/2023
BVD0407	Double Shielded N-Type Cable 410mm (For PreAmp)	Rohde & Schwarz	N-Type	N/A	8/31/2023
BVD0495	SMA Shielded Cable approx 100mm (for Pre-Amp)	Rohde & Schwarz	SMA-Type	N/A	4/6/2023
BVD0552	Double Shielded N-Type Cable 440mm (For PreAmp)	Electronic Assemblies	N-Type	N/A	5/7/2023
BVD0229	Temp and Humidity Meter	Fluke	971	12001009	5/1/2023

Equipment List (Software)

ID #	Equipment	Manufacturer	Model	Version No.	
N/A	EMC Test Software	Rodhe & Schwarz	EMC32	11.20.00	N/A

Customer Supplied Equipment

ID #	Equipment	Manufacturer	Model	Serial #	Version No.
N/A	Harness	Harman	N/A	N/A	N/A
N/A	Display Unit	Innolux Corp	INFOMM-15524	0024	N/A
N/A	Ethernet Board	GM	N/A	N/A	CSMate rev.4
N/A	GM BT WLAN Test Tool NXP Chips S/W	Harman	N/A	N/A	2.4

5.4 Test Limits and Procedures

Radiated emissions that fall in the restricted bands, as defined in Section 15.205(a), must also comply with the radiated emission limits specified in Section 15.209(a). Other emissions shall be at least 20dB below the highest level of the desired power.

Frequencies (MHz)	Field strength ($\mu\text{V}/\text{m}$)	Field strength ($\text{dB}\mu\text{V}/\text{m}$)	Measurement distance (meters)
0.009 ~ 0.490	$2400/F(\text{kHz})$	48.5 - 13.8	300
0.490 ~ 1.705	$24000/F(\text{kHz})$	33.8 - 23	30
1.705 ~ 30.0	30	29.54	30
30 ~ 88	100	40.0	3
88 ~ 216	150	43.5	3
216 ~ 960	200	46.0	3
Above 960	500	54.0	3

Note:

- The lower limit shall apply at the transition frequencies.
- As per 15.35(b), for frequencies above 1000MHz, the field strength limits based on average detector, however, the peak field strength of any emission shall not exceed the maximum permitted average limits, specified above by more than 20dB under any condition of modulation.
- For performing measurements at a specified distance of 3m, the values are extrapolated using extrapolation factor.
Frequencies below 30MHz are extrapolated using 40dB/decade.
Frequencies above 30MHz are extrapolated using 20dB/decade.

Frequencies (MHz)	Formula for Limits derivation for below 30MHz	Limits for frequencies below 30MHz ($\text{dB}\mu\text{V}/\text{m}$)
0.009 ~ 0.490	$2400/F(\text{kHz}) + 40 \text{ Log } (300\text{m}/3\text{m})$	128.5 ~ 93.8
0.490 ~ 1.705	$24000/F(\text{kHz}) + 40 \text{ Log } (30\text{m}/3\text{m})$	73.8 ~ 62.96
1.705 ~ 30.0	$29.54 + 40 \text{ Log } (30\text{m}/3\text{m})$	69.54

The limits in CFR 47, Part 15, Subpart C, paragraph 15.209 (a), are identical to those in RSS-GEN Section 8.9, Table 6, since the measurements are performed in terms of magnetic field strength and converted to electric field strength levels (as reported in the table) using the free space impedance of 377Ω .

For example, the measurement frequency 2190KHz resulted in a level of 29.42 $\text{dB}\mu\text{V}/\text{m}$, which is equivalent to $29.42 - 51.48 = -22.06 \text{ dB}\mu\text{A}/\text{m}$, which has the same margin, -40.12 dB, to the corresponding RSS-GEN Table 6 limit as it has to the 15.209(a) limit.

The measurement procedures are as per ANSI C63.10-2013 Sections 6.3, Section 6.4, Section 6.5, and Section 6.6

1. The table height for emissions measurements
 - i) Below 1 GHz, the table height is 80 cm above the reference ground plane.
 - ii) Above 1 GHz, the table height is 1.5 m
2. Radiated emission tests are performed in the frequency range
 - i) 9 kHz to 30 MHz, using a calibrated loop antenna
 - ii) 30 MHz to 1GHz, using a calibrated log antenna
 - iii) Above 1 GHz using a calibrated horn antenna
3. Measurements performed with the EUT rotated from 0° to 360°, the antenna height scanned between 1m and 4 m, and the antenna rotated to repeat the measurements for both the horizontal and vertical antenna polarizations.

5.5 Test Plots

Uncertainty

Radiated Emissions (30MHz to 40GHz)

Test Engineer Initials: AB

The test is to measure the radiated emissions of the EUT. Some error sources that can contribute to the total uncertainty:

- Uncertainty of the receiver
- Uncertainty of the antenna
- Uncertainty of cables
- Uncertainty due to the mismatches
- NSA Calibration
- Etc., details see the below table

30MHz to 1GHZ

Source of Uncertainty	Value (dB)	ProbabilityDistribution	Division	Sensitivity Coefficient	Expanded Uncertainty
Receiver Reading	0.12	Rectangular	1.732	1	0.069284
Cable Insertion Loss	0.21	Normal	2	1	0.105
Filter Insertion Loss	0.25	Normal	2	1	0.125
Antenna Factor	0.65	Normal	2	1	0.325
Receiver CW accuracy	0.5	Rectangular	1.732	1	0.2886836
Pulse Amplitude Response	1.5	Rectangular	1.732	1	0.86605081
PRF Response	1.5	Rectangular	1.732	1	0.86605081
Mismatch Filter – Receiver	0.25	U-Shape	2.449	1	0.1768033
NSA Calibration	4.0	Triangular	1.414	1	1.633332
ETS Foam Table (LDT-1.5)	1.8	Rectangular	1.732	1	1.039261
Combined Standard Uncertainty (square root of the sum of the squares)					2.113781
Expanded Uncertainty (K=2)					4.227562

The total derived measurement uncertainty is +/- 4.228 dB

1GHz to 40GHz

Source of Uncertainty	Value (dB)	Probability Distribution	Division	Sensitivity Coefficient	Expanded Uncertainty
Receiver Reading	0.12	Rectangular	1.732	1	0.069284
Cable Insertion Loss	0.21	Normal	2	1	0.105000
Filter Insertion Loss	0.25	Normal	2	1	0.125000
Antenna Factor	0.65	Normal	2	1	0.325000
Receiver CW accuracy	0.5	Rectangular	1.732	1	0.2886836
Pulse Amplitude Response	1.5	Rectangular	1.732	1	0.866051
PRF Response	1.5	Rectangular	1.732	1	0.866051
Mismatch Filter – Receiver	0.25	U-Shape	1.414	1	0.176803
VSWR Calibration	2.0	Triangular	2.449	1	0.816659
ETS Foam Table (LDT-1.5)	1.8	Rectangular	1.732	1	1.039261
Combined Standard Uncertainty (square root of the sum of the squares)					1.869213
Expanded Uncertainty (K=2)					3.738426

The total derived measurement uncertainty is +/- 3.738 dB.

Remarks:

1. Level Q-Peak Reading (dBμV/m) = Raw Q-Peak Level + Correction Factor
2. Correction Factor (dB) = Antenna Factor + Cable Loss – Preamplifier Gain
3. Margin = Level Q-Peak Reading – Limit

Remarks:

1. Level Peak Reading (dBμV/m) = Raw Peak Level + Correction Factor
2. Correction Factor (dB) = Antenna Factor + Cable Loss – Preamplifier Gain
3. Margin = Level Peak Reading – Limit

Remarks:

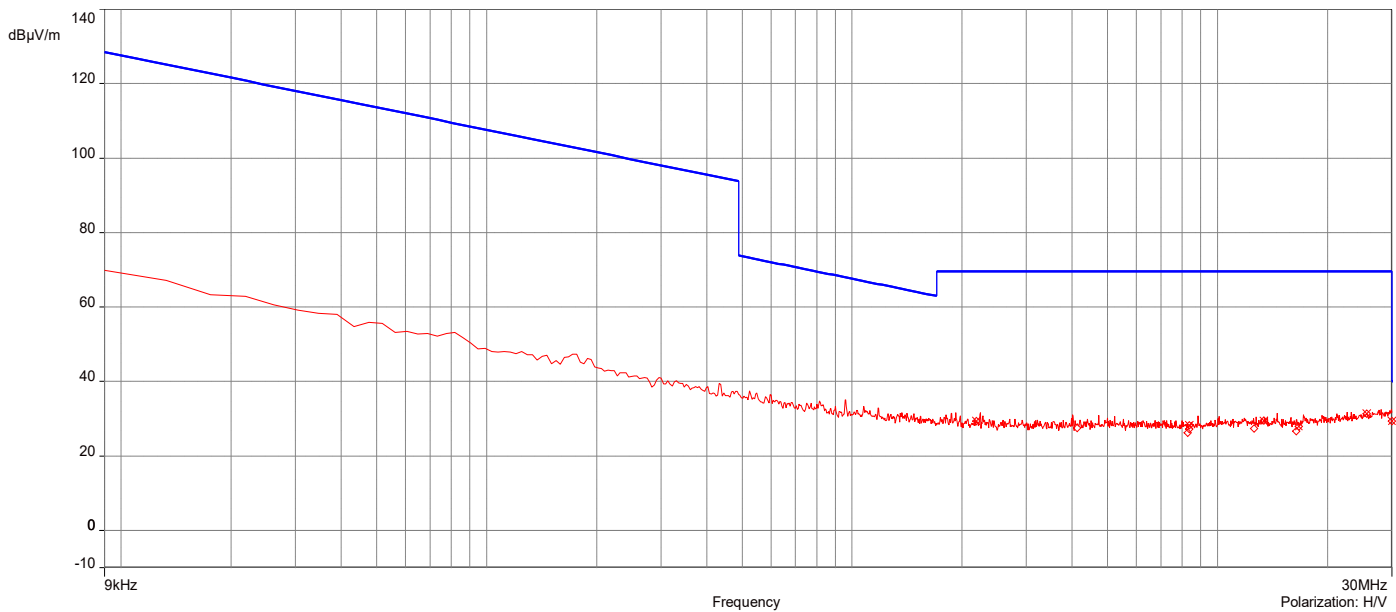
1. Level Average Reading (dBμV/m) = Raw Average Level + Correction Factor
2. Correction Factor (dB) = Antenna Factor + Cable Loss – Preamplifier Gain
3. Margin = Level Average Reading – Limit

AH22120901-HAR-054#2_BT_DH5_Ch 39_9kHz-30MHz_Ground-Parallel

12/28/2022 5:37:40 PM

No	Frequency (MHz)	Level Q-Peak Reading (dBμV/m)	Correction Factor (dB)	Limit dBμV/m	Margin (dB)	Height (m)	Angle (°)	Polarization	Judgement
1.	2.190086MHz	29.42	19.49	69.54	-40.12	1.00	192.70	H/V	Passed
2.	8.377685MHz	28.29	19.45	69.54	-41.25	1.00	239.00	H/V	Passed
3.	13.395467MHz	29.48	19.85	69.54	-40.06	1.00	89.60	H/V	Passed
4.	16.694949MHz	27.95	19.92	69.54	-41.59	1.00	57.30	H/V	Passed
5.	25.633544MHz	31.34	20.99	69.54	-38.20	1.00	215.80	H/V	Passed
6.	30MHz	29.41	21.85	40.00	-10.59	1.00	250.00	H/V	Passed

Overall Graphs:

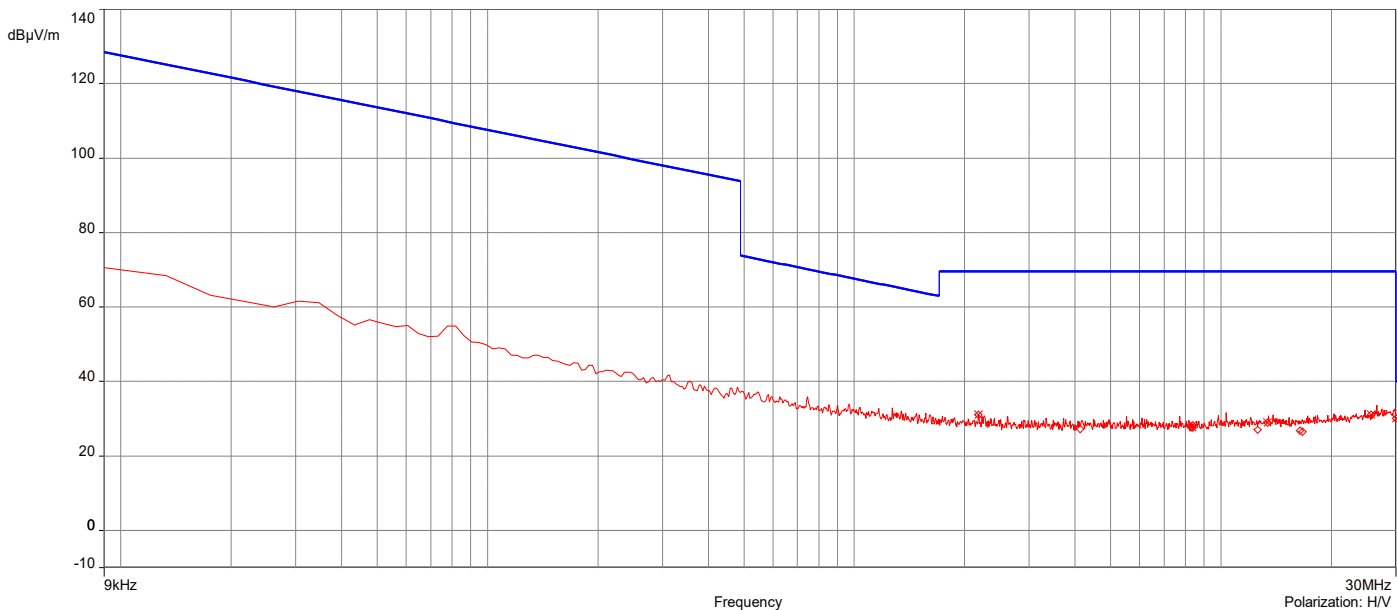


AH22120901-HAR-054#2_BT_DH5_Ch 39_9kHz-30MHz_Parallel

12/28/2022 5:34:48 PM

No	Frequency (MHz)	Level Q-Peak Reading (dBμV/m)	Correction Factor (dB)	Limit dBμV/m	Margin (dB)	Height (m)	Angle (°)	Polarization	Judgement
1.	2.181516MHz	31.04	19.49	69.54	-38.50	1.00	196.80	H/V	Passed
2.	8.364829MHz	27.69	19.45	69.54	-41.85	1.00	42.40	H/V	Passed
3.	8.377685MHz	28.28	19.45	69.54	-41.26	1.00	215.80	H/V	Passed
4.	13.408322MHz	28.98	19.85	69.54	-40.56	1.00	93.20	H/V	Passed
5.	25.650684MHz	31.12	20.99	69.54	-38.42	1.00	0.10	H/V	Passed
6.	30MHz	30.07	21.85	40.00	-9.93	1.00	189.30	H/V	Passed

Overall Graphs:

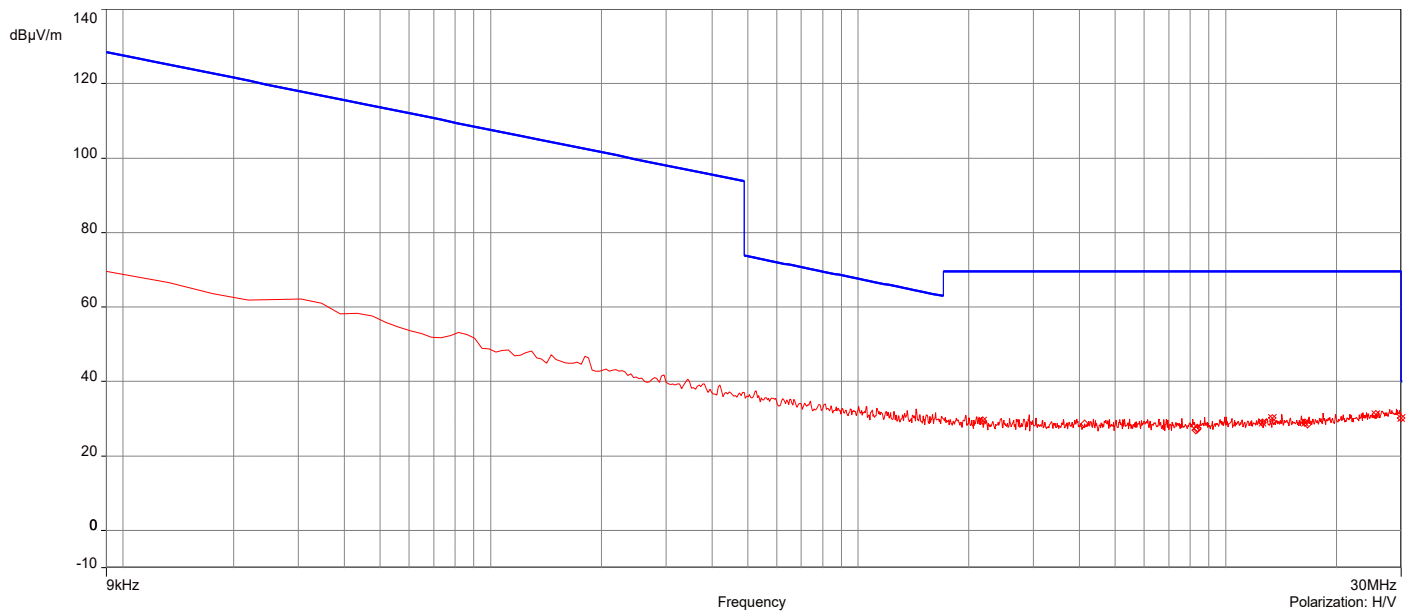


AH22120901-HAR-054#2_BT_DH5_Ch 39_9kHz-30MHz_Perpendicular

12/28/2022 5:40:28 PM

No	Frequency (MHz)	Level Q-Peak Reading (dBμV/m)	Correction Factor (dB)	Limit dBμV/m	Margin (dB)	Height (m)	Angle (°)	Polarization	Judgement
1.	2.181516MHz	29.48	19.49	69.54	-40.06	1.00	61.80	H/V	Passed
2.	12.577024MHz	28.91	19.83	69.54	-40.63	1.00	58.70	H/V	Passed
3.	13.395467MHz	30.17	19.85	69.54	-39.37	1.00	88.40	H/V	Passed
4.	16.420706MHz	28.87	19.89	69.54	-40.67	1.00	97.50	H/V	Passed
5.	25.633544MHz	31.25	20.99	69.54	-38.29	1.00	4.60	H/V	Passed
6.	30MHz	30.27	21.85	40.00	-9.73	1.00	268.40	H/V	Passed

Overall Graphs:

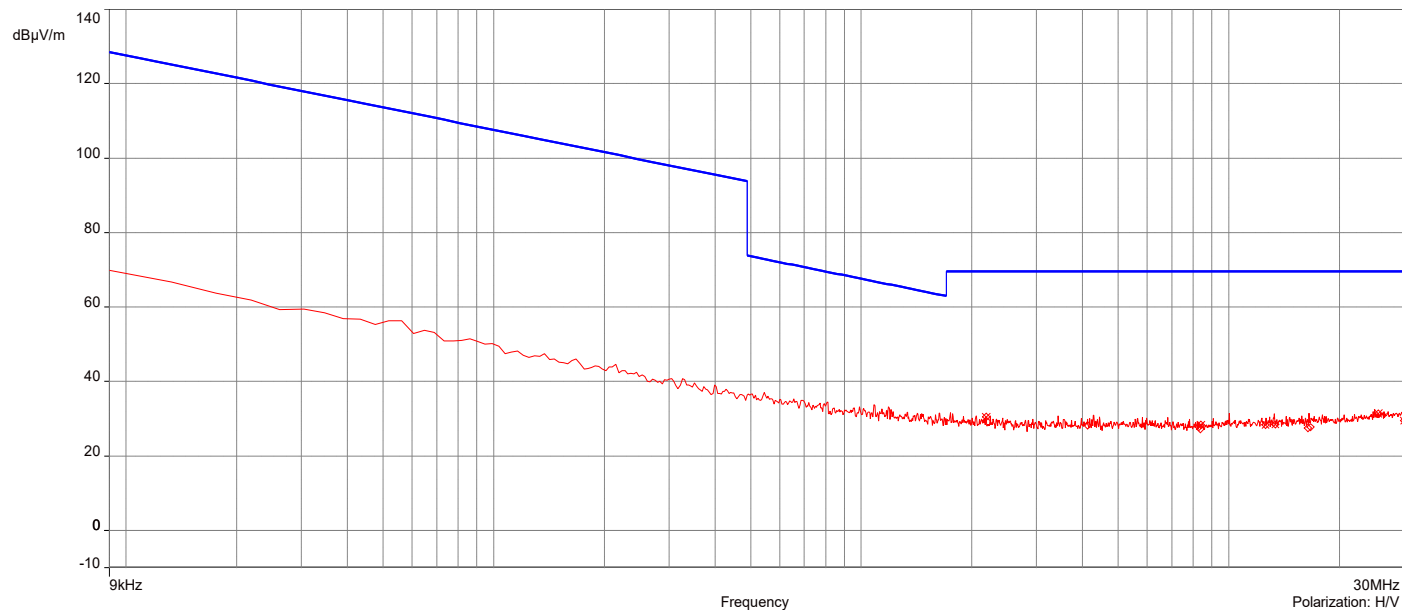


AH22120901-HAR-054#2_BT_3-DH5_Ch 39_9kHz-30MHz_Ground-Parallel

12/28/2022 5:47:39 PM

No	Frequency (MHz)	Level Q-Peak Reading (dBμV/m)	Correction Factor (dB)	Limit dBμV/m	Margin (dB)	Height (m)	Angle (°)	Polarization	Judgement
1.	2.185801MHz	30.48	19.49	69.54	-39.06	1.00	213.30	H/V	Passed
2.	8.386255MHz	28.40	19.45	69.54	-41.14	1.00	163.30	H/V	Passed
3.	12.577024MHz	28.32	19.83	69.54	-41.22	1.00	325.30	H/V	Passed
4.	13.404037MHz	28.45	19.85	69.54	-41.09	1.00	177.30	H/V	Passed
5.	25.509277MHz	31.38	20.98	69.54	-38.16	1.00	329.70	H/V	Passed
6.	30MHz	29.46	21.85	40.00	-10.54	1.00	64.20	H/V	Passed

Overall Graphs:

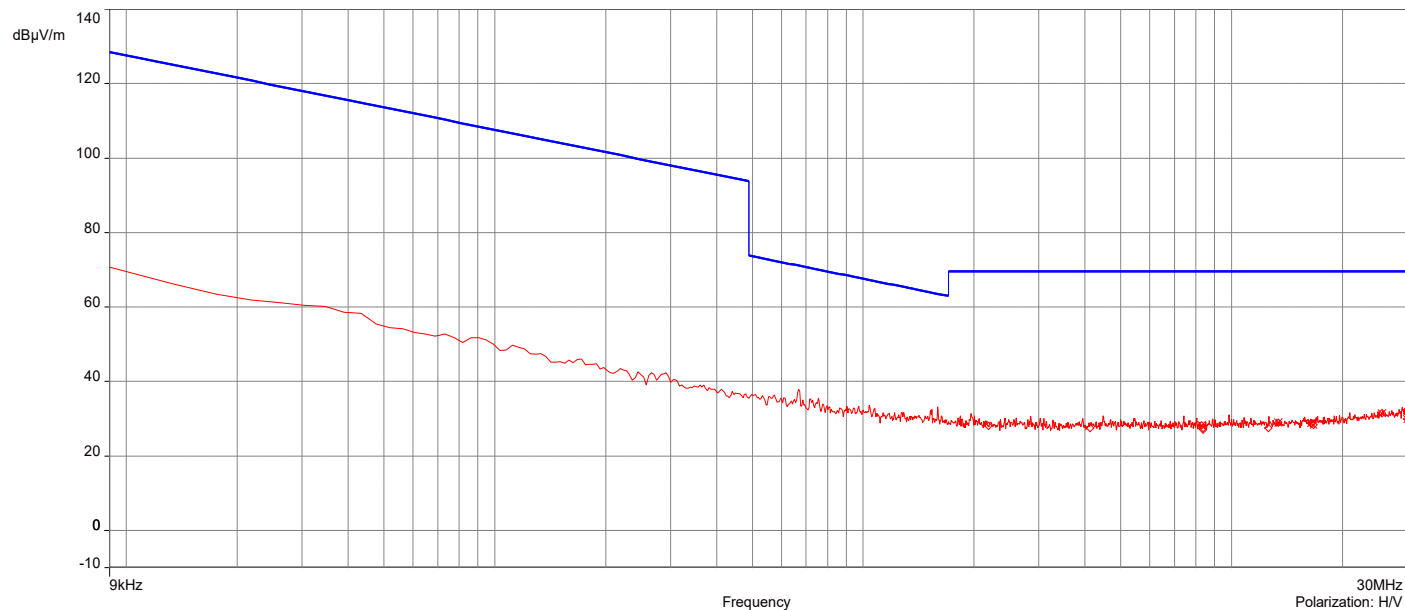


AH22120901-HAR-054#2_BT_3-DH5_Ch 39_9kHz-30MHz_Parallel

12/28/2022 5:50:01 PM

No	Frequency (MHz)	Level Q-Peak Reading (dBμV/m)	Correction Factor (dB)	Limit dBμV/m	Margin (dB)	Height (m)	Angle (°)	Polarization	Judgement
1.	8.291984MHz	28.29	19.45	69.54	-41.25	1.00	87.80	H/V	Passed
2.	13.399752MHz	28.94	19.85	69.54	-40.60	1.00	329.40	H/V	Passed
3.	16.420706MHz	28.74	19.89	69.54	-40.80	1.00	89.10	H/V	Passed
4.	16.694949MHz	28.31	19.92	69.54	-41.23	1.00	323.30	H/V	Passed
5.	25.599263MHz	31.47	20.99	69.54	-38.07	1.00	14.90	H/V	Passed
6.	30MHz	29.87	21.85	40.00	-10.13	1.00	14.90	H/V	Passed

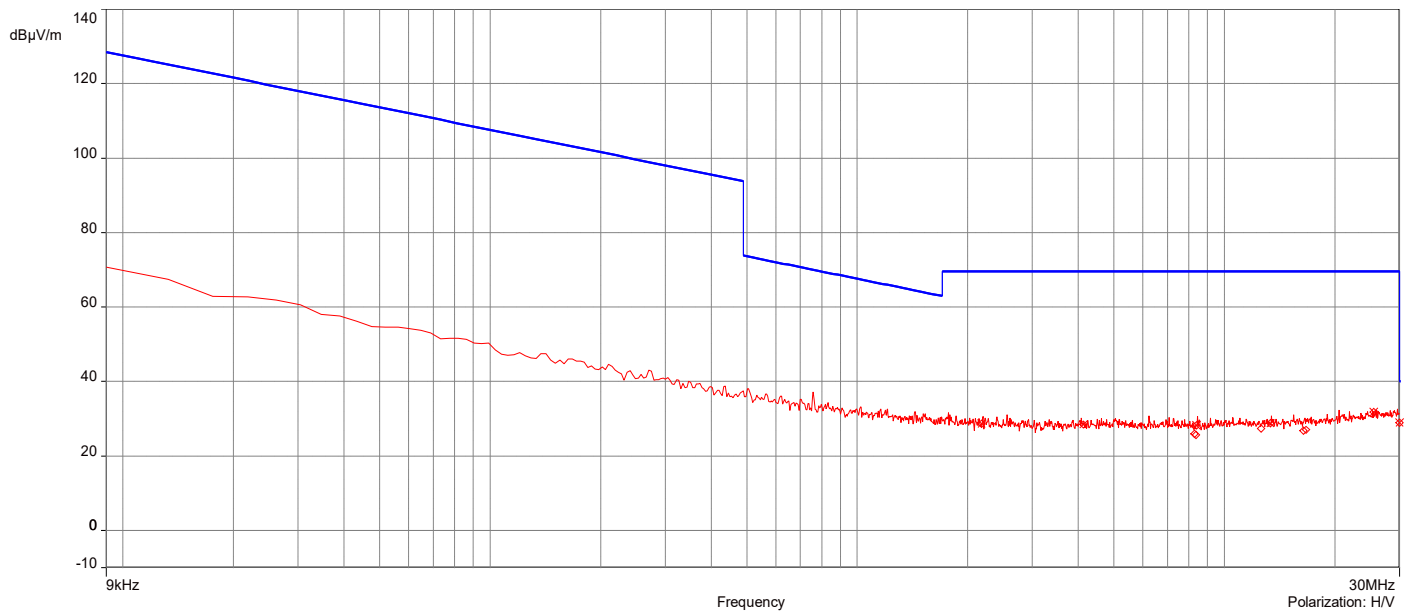
Overall Graphs:



AH22120901-HAR-054#2_BT_3-DH5_Ch 39_9kHz-30MHz_Perpendicular
 12/28/2022 5:45:34 PM

No	Frequency (MHz)	Level Q-Peak Reading (dBμV/m)	Correction Factor (dB)	Limit dBμV/m	Margin (dB)	Height (m)	Angle (°)	Polarization	Judgement
1.	2.177231MHz	28.64	19.49	69.54	-40.90	1.00	191.70	H/V	Passed
2.	4.126924MHz	28.58	19.69	69.54	-40.96	1.00	151.90	H/V	Passed
3.	8.386255MHz	28.26	19.45	69.54	-41.28	1.00	358.90	H/V	Passed
4.	13.365472MHz	28.82	19.85	69.54	-40.72	1.00	80.80	H/V	Passed
5.	25.517847MHz	31.76	20.98	69.54	-37.78	1.00	128.70	H/V	Passed
6.	30MHz	28.96	21.85	40.00	-11.04	1.00	264.90	H/V	Passed

Overall Graphs:

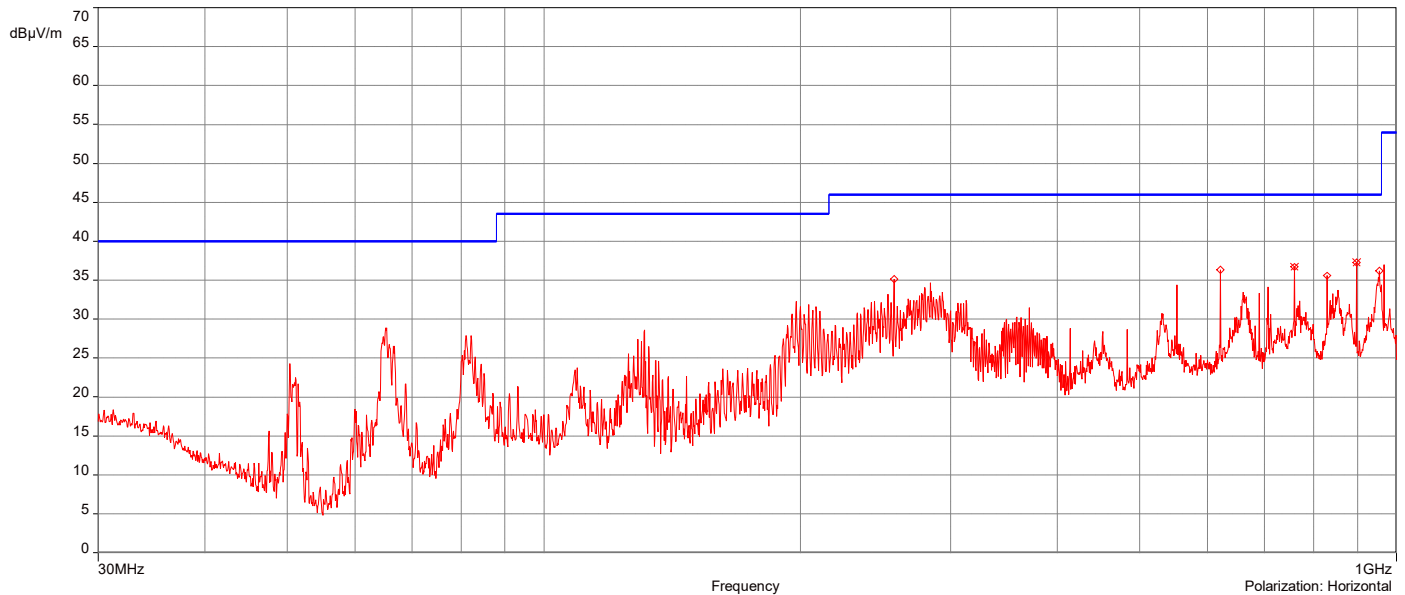


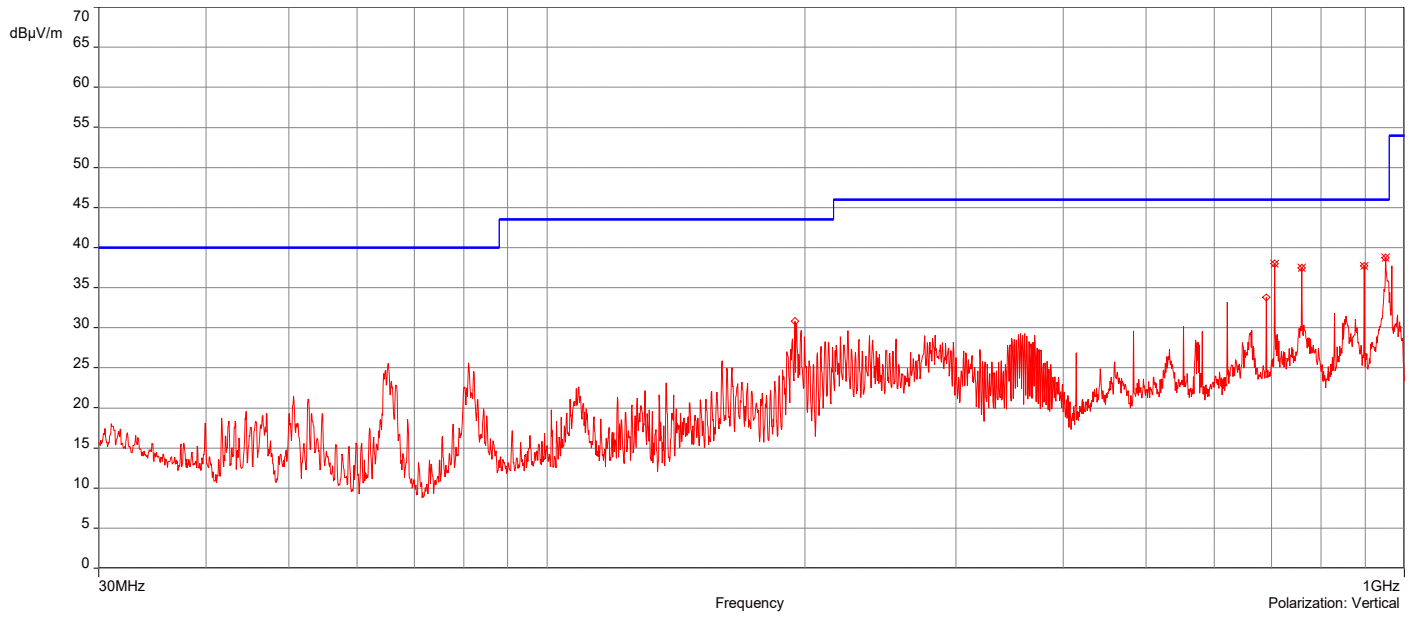
AH22120901-HAR-054#2_BT_DH5_Ch 39_30MHz-1GHz

12/23/2022 12:49:50 PM

No	Frequency (MHz)	Level Q-Peak Reading (dBμV/m)	Correction Factor (dB)	Limit dBμV/m	Margin (dB)	Height (m)	Angle (°)	Polarization	Judgement
1.	705.84446MHz	38.01	-3.86	46.00	-7.99	1.00	30.90	Vertical	Passed
2.	759.59704MHz	37.47	-3.28	46.00	-8.53	1.25	155.90	Vertical	Passed
3.	897.68751MHz	37.75	-1.68	46.00	-8.25	1.75	143.10	Vertical	Passed
4.	950.52709MHz	38.76	-1.13	46.00	-7.24	1.25	338.90	Vertical	Passed
5.	759.59704MHz	36.72	-2.18	46.00	-9.28	1.25	313.20	Horizontal	Passed
6.	897.68751MHz	37.28	-0.38	46.00	-8.72	1.00	138.70	Horizontal	Passed

Overall Graphs:



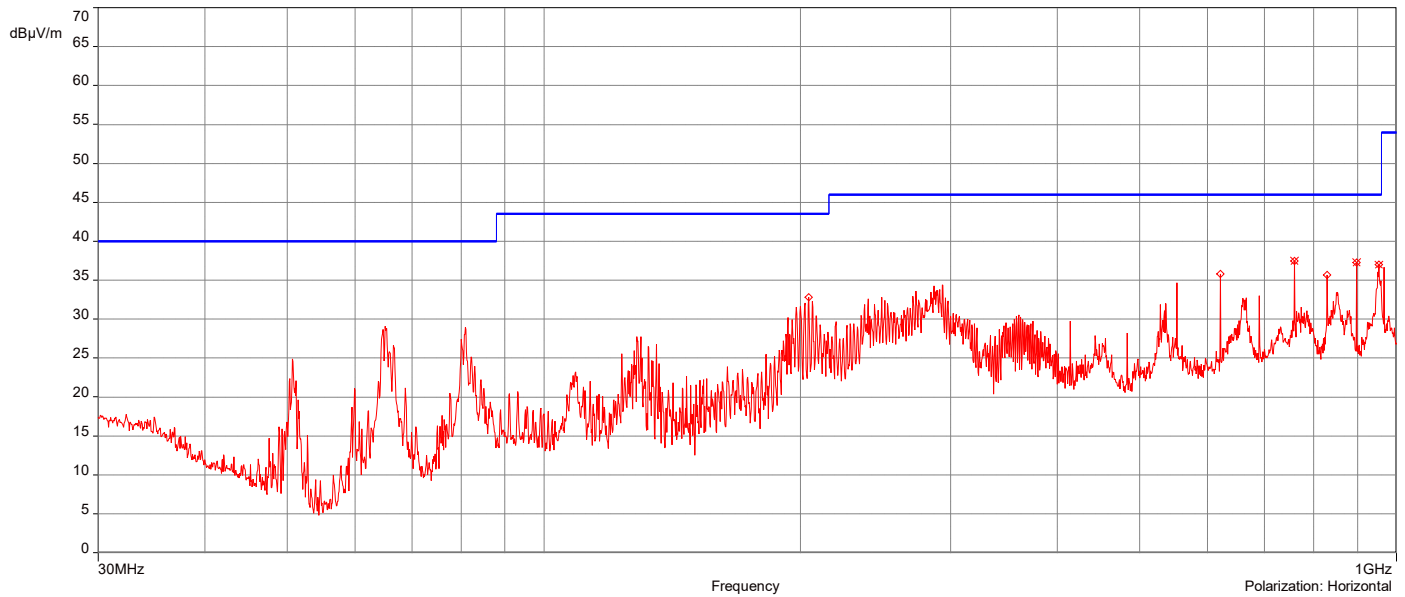


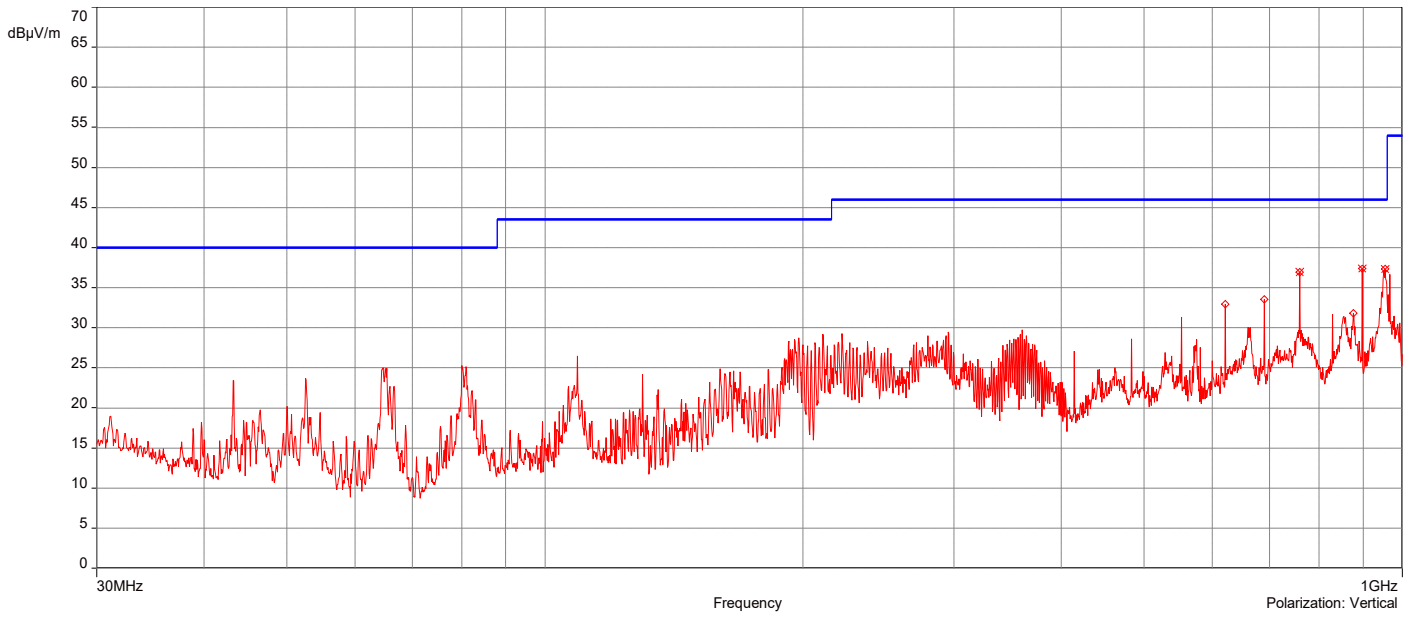
AH22120901-HAR-054#2_BT_3-DH5_Ch 39_30MHz-1GHz

12/23/2022 1:12:24 PM

No	Frequency (MHz)	Level Q-Peak Reading (dBμV/m)	Correction Factor (dB)	Limit dBμV/m	Margin (dB)	Height (m)	Angle (°)	Polarization	Judgement
1.	759.59704MHz	36.95	-3.28	46.00	-9.05	1.25	147.90	Vertical	Passed
2.	897.68751MHz	37.43	-1.68	46.00	-8.57	1.00	137.70	Vertical	Passed
3.	955.4915MHz	37.30	-1.03	46.00	-8.70	1.25	0.10	Vertical	Passed
4.	759.59704MHz	37.46	-2.18	46.00	-8.54	1.25	55.50	Horizontal	Passed
5.	897.68751MHz	37.24	-0.38	46.00	-8.76	1.00	135.80	Horizontal	Passed
6.	954.12201MHz	36.99	0.06	46.00	-9.01	1.00	224.70	Horizontal	Passed

Overall Graphs:





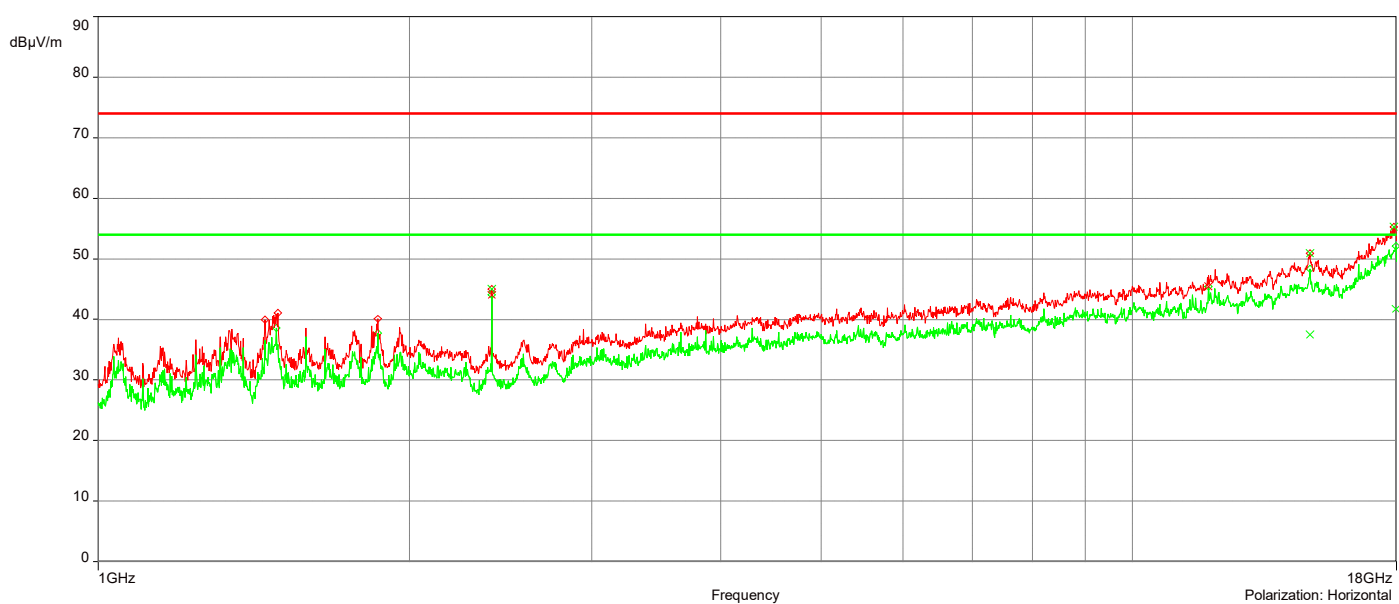
AH22120901-HAR-054#2_BT_DH5_Ch 0_1-18GHz

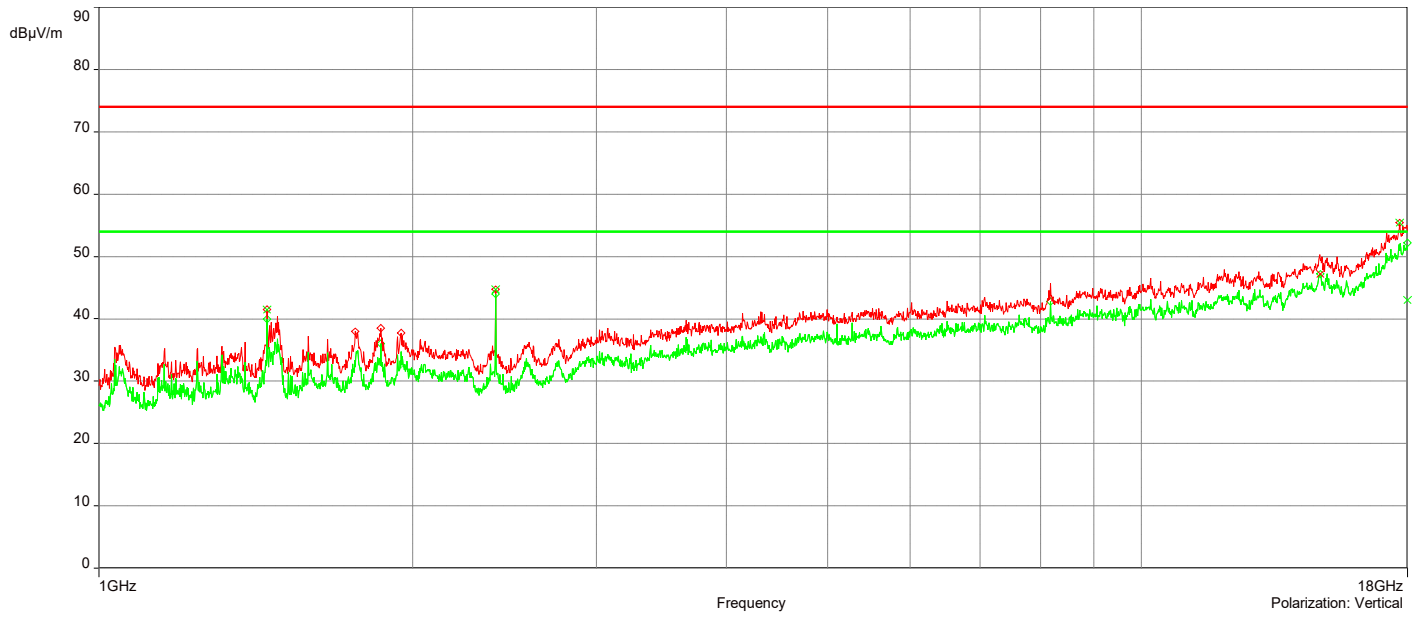
12/15/2022 5:06:04 PM

No	Frequency (MHz)	Level Peak Reading (dBμV/m)	Correction Factor (dB)	Limit dBμV/m	Margin (dB)	Height (m)	Angle (°)	Polarization	Judgement
1.	1.4500132GHz	41.52	-6.98	74.00	-32.48	2.50	182.60	Vertical	Passed
2.	2.4020412GHz	44.71	-1.99	74.00	-29.29	1.00	242.00	Vertical	Passed
3.	17.685491GHz	55.41	19.59	74.00	-18.59	4.00	86.30	Vertical	Passed
4.	2.4020412GHz	44.98	-2.06	74.00	-29.02	2.00	305.40	Horizontal	Passed
5.	14.840407GHz	50.91	15.57	74.00	-23.09	1.50	15.20	Horizontal	Passed
6.	17.898497GHz	55.25	20.48	74.00	-18.75	1.00	309.80	Horizontal	Passed

No	Frequency (MHz)	Level Average Reading (dBμV/m)	Correction Factor (dB)	Limit dBμV/m	Margin (dB)	Height (m)	Angle (°)	Polarization	Judgment
1.	14.845407GHz	47.23	15.43	54.00	-6.77	3.50	169.80	Vertical	Passed
2.	17.994GHz	43.04	21.63	54.00	-10.96	2.50	74.10	Vertical	Passed
3.	2.4020412GHz	44.08	-2.06	54.00	-9.92	2.00	305.40	Horizontal	Passed
4.	11.841819GHz	45.45	11.10	54.00	-8.55	3.50	309.50	Horizontal	Passed
5.	14.840407GHz	37.51	15.57	54.00	-16.49	1.50	15.20	Horizontal	Passed
6.	17.9835GHz	41.76	21.32	54.00	-12.24	3.00	266.90	Horizontal	Passed

Overall Graphs:





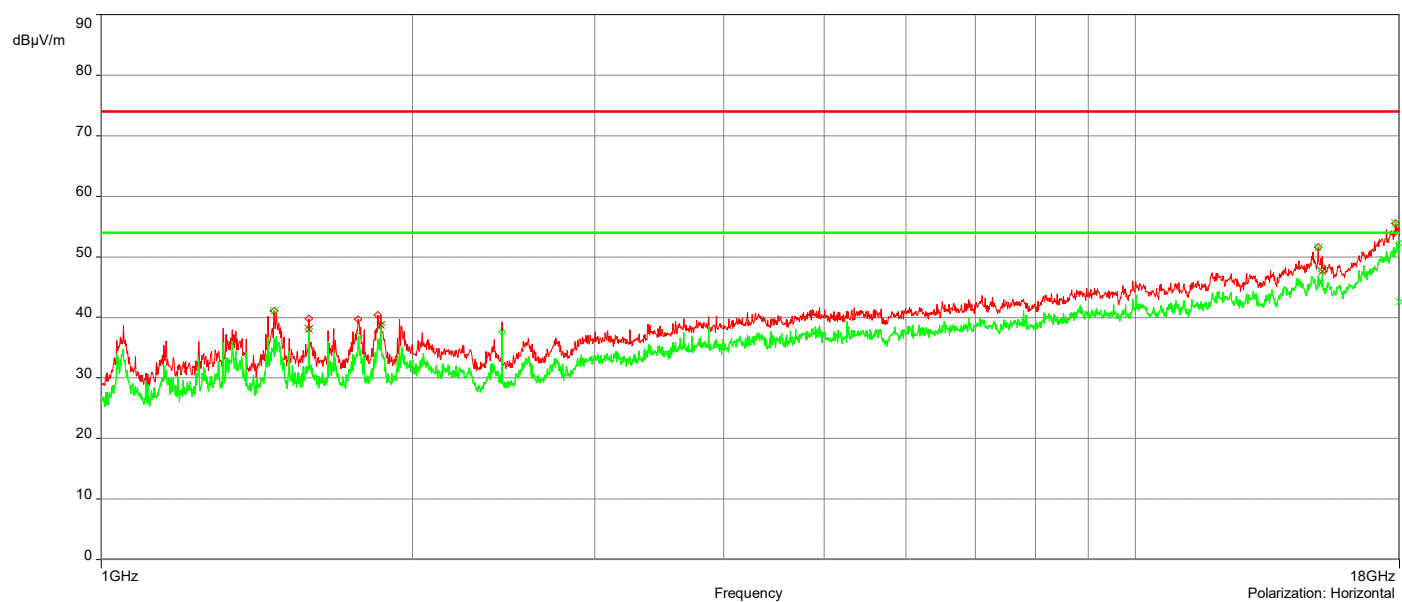
AH22120901-HAR-054#2_BT_DH5_Ch 39_1-18GHz

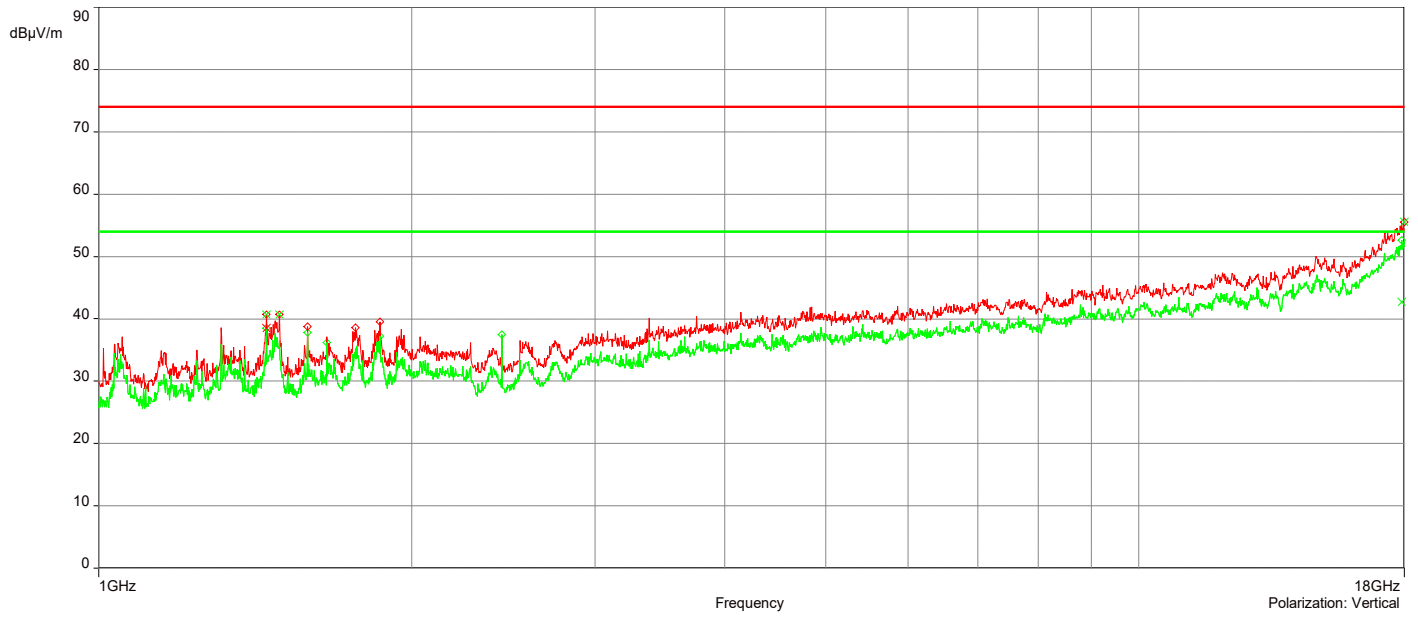
12/15/2022 5:23:57 PM

No	Frequency (MHz)	Level Peak Reading (dBμV/m)	Correction Factor (dB)	Limit dBμV/m	Margin (dB)	Height (m)	Angle (°)	Polarization	Judgement
1.	1.4500132GHz	40.72	-6.98	74.00	-33.28	3.00	140.80	Vertical	Passed
2.	1.4920145GHz	40.77	-6.54	74.00	-33.23	2.50	122.30	Vertical	Passed
3.	17.997GHz	55.54	21.71	74.00	-18.46	3.50	53.70	Vertical	Passed
4.	1.4700138GHz	41.11	-6.58	74.00	-32.89	1.50	121.80	Horizontal	Passed
5.	15.026913GHz	51.57	14.35	74.00	-22.43	4.00	63.60	Horizontal	Passed
6.	17.834995GHz	55.57	20.17	74.00	-18.43	4.00	357.40	Horizontal	Passed

No	Frequency (MHz)	Level Average Reading (dBμV/m)	Correction Factor (dB)	Limit dBμV/m	Margin (dB)	Height (m)	Angle (°)	Polarization	Judgment
1.	1.4500132GHz	38.54	-6.98	54.00	-15.46	3.00	140.80	Vertical	Passed
2.	17.899497GHz	42.68	20.56	54.00	-11.32	2.00	303.90	Vertical	Passed
3.	1.5880173GHz	38.07	-5.58	54.00	-15.93	1.50	137.40	Horizontal	Passed
4.	1.8640254GHz	38.80	-4.24	54.00	-15.20	1.00	122.50	Horizontal	Passed
5.	15.166417GHz	47.63	14.13	54.00	-6.37	4.00	131.20	Horizontal	Passed
6.	17.9945GHz	42.62	21.62	54.00	-11.38	2.50	359.90	Horizontal	Passed

Overall Graphs:





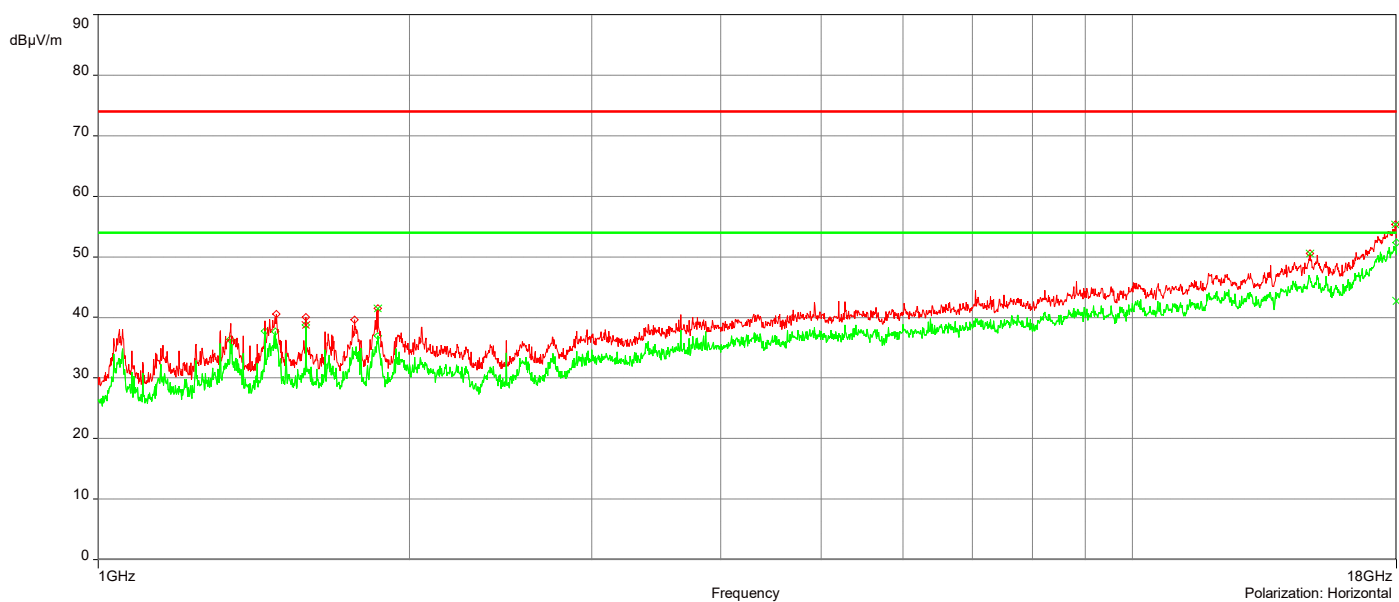
AH22120901-HAR-054#2_BT_DH5_Ch 78_1-18GHz

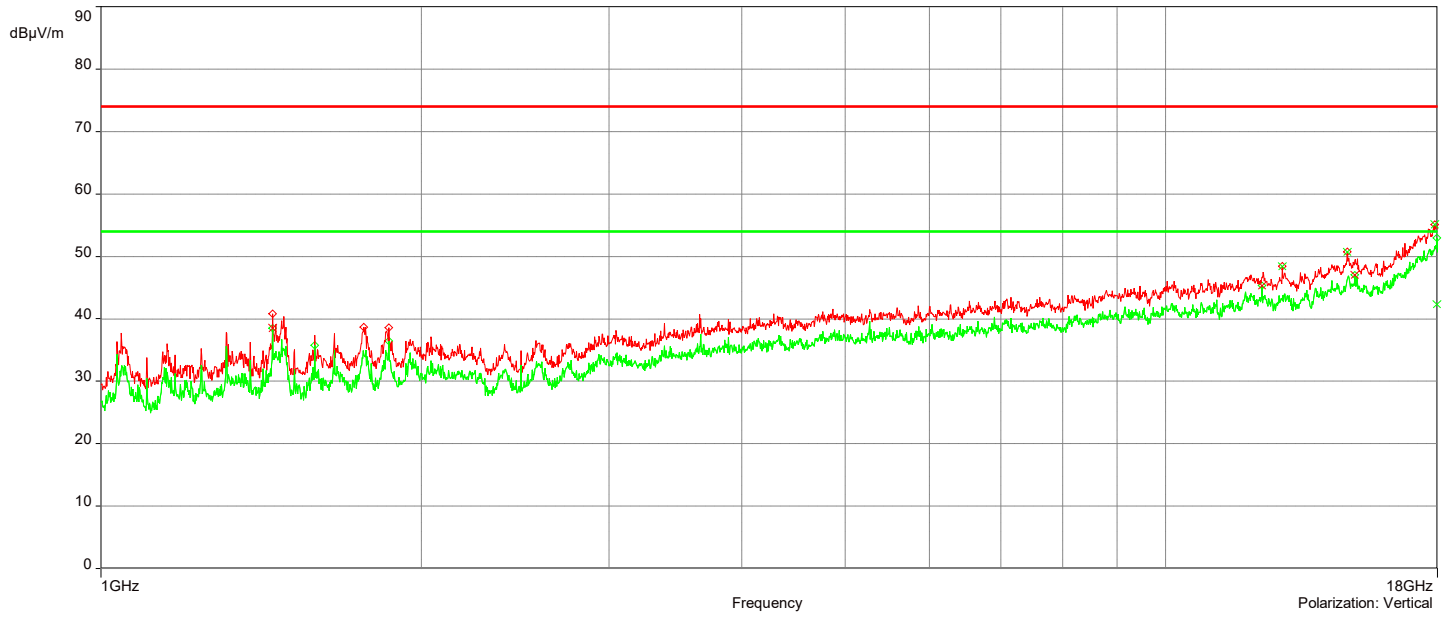
12/15/2022 5:40:38 PM

No	Frequency (MHz)	Level Peak Reading (dBμV/m)	Correction Factor (dB)	Limit dBμV/m	Margin (dB)	Height (m)	Angle (°)	Polarization	Judgement
1.	12.875849GHz	48.41	12.00	74.00	-25.59	2.50	131.10	Vertical	Passed
2.	14.815906GHz	50.72	15.48	74.00	-23.28	3.50	313.50	Vertical	Passed
3.	17.899997GHz	55.14	20.56	74.00	-18.86	2.00	56.30	Vertical	Passed
4.	1.8635254GHz	41.46	-4.25	74.00	-32.54	1.50	104.60	Horizontal	Passed
5.	14.845407GHz	50.60	15.50	74.00	-23.40	2.50	5.00	Horizontal	Passed
6.	17.952999GHz	55.38	20.92	74.00	-18.62	2.00	240.40	Horizontal	Passed

No	Frequency (MHz)	Level Average Reading (dBμV/m)	Correction Factor (dB)	Limit dBμV/m	Margin (dB)	Height (m)	Angle (°)	Polarization	Judgment
1.	1.4500132GHz	38.54	-6.98	54.00	-15.46	3.00	163.50	Vertical	Passed
2.	12.324833GHz	45.34	11.86	54.00	-8.66	1.00	328.50	Vertical	Passed
3.	15.047913GHz	47.05	14.39	54.00	-6.95	3.00	349.20	Vertical	Passed
4.	17.975999GHz	42.33	21.23	54.00	-11.67	2.00	279.10	Vertical	Passed
5.	1.5880173GHz	38.74	-5.58	54.00	-15.26	2.00	144.30	Horizontal	Passed
6.	17.992GHz	42.66	21.55	54.00	-11.34	1.00	44.10	Horizontal	Passed

Overall Graphs:





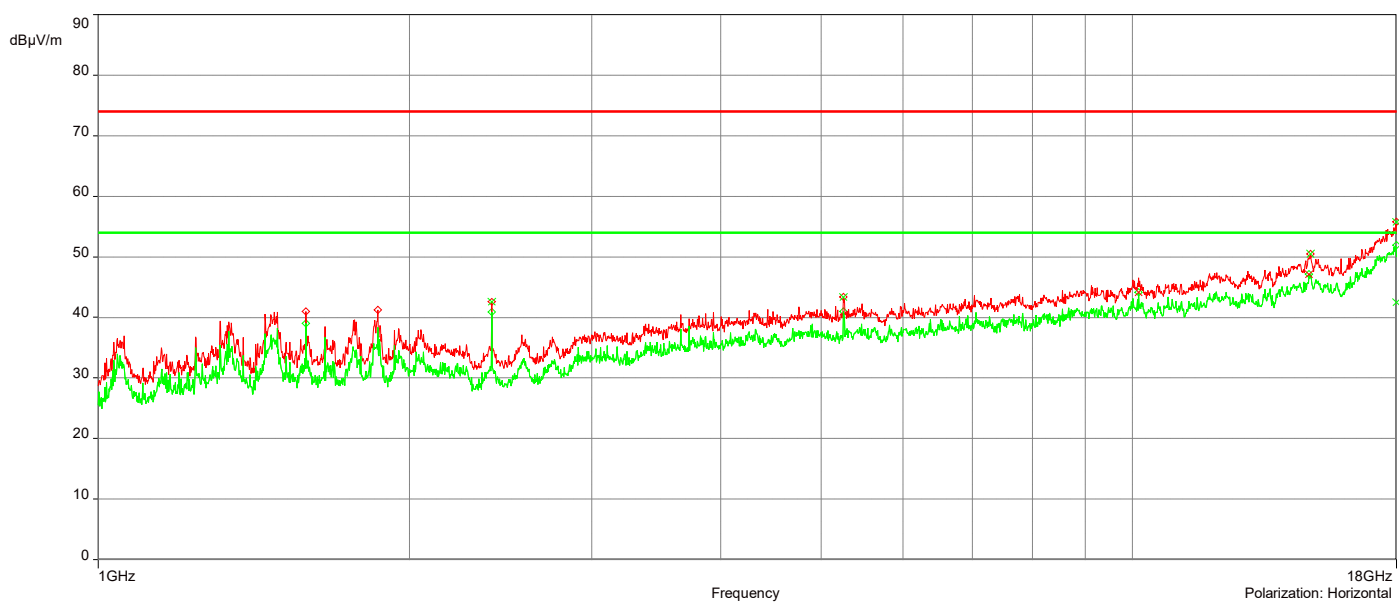
AH22120901-HAR-054#2_BT_3-DH5_Ch 0_1-18GHz

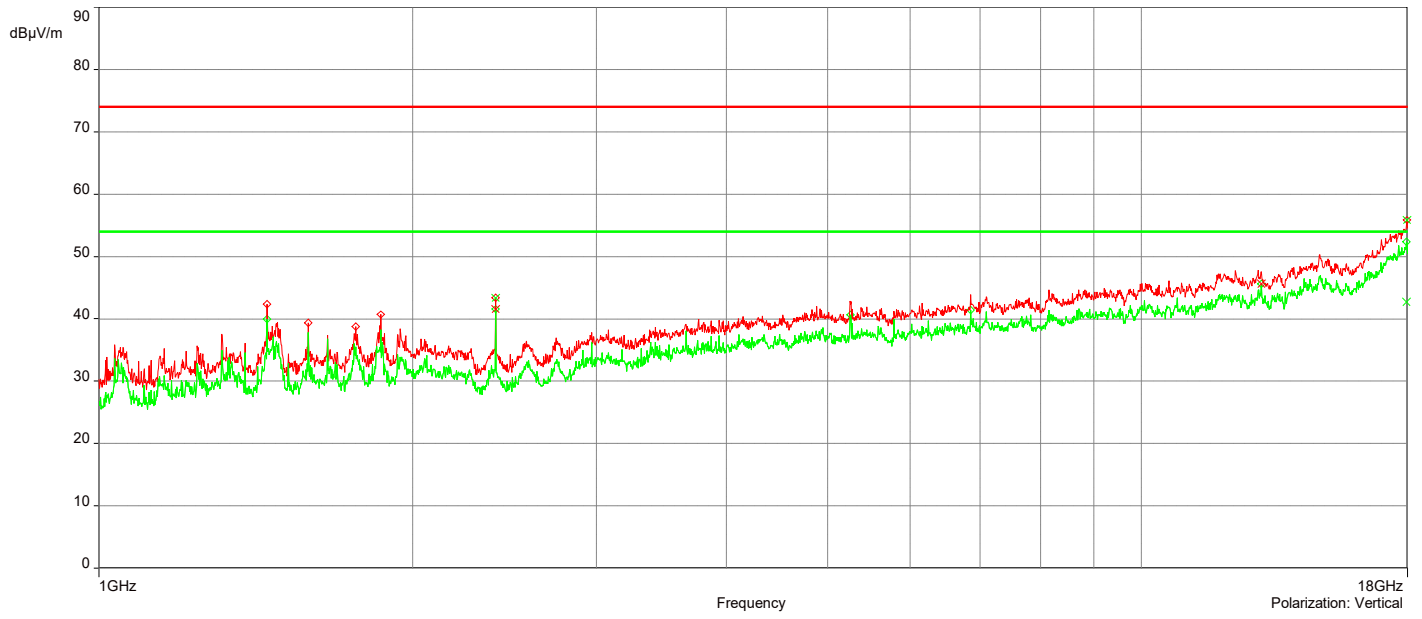
12/16/2022 10:56:39 AM

No	Frequency (MHz)	Level Peak Reading (dBμV/m)	Correction Factor (dB)	Limit dBμV/m	Margin (dB)	Height (m)	Angle (°)	Polarization	Judgement
1.	2.4020412GHz	43.35	-1.99	74.00	-30.65	1.00	250.90	Vertical	Passed
2.	17.970999GHz	55.84	21.18	74.00	-18.16	3.00	148.50	Vertical	Passed
3.	2.4015412GHz	42.60	-2.06	74.00	-31.40	3.00	299.40	Horizontal	Passed
4.	5.2526251GHz	43.35	4.40	74.00	-30.65	3.50	346.90	Horizontal	Passed
5.	14.867408GHz	50.52	15.17	74.00	-23.48	3.50	56.80	Horizontal	Passed
6.	17.9935GHz	55.76	21.59	74.00	-18.24	3.00	236.30	Horizontal	Passed

No	Frequency (MHz)	Level Average Reading (dBμV/m)	Correction Factor (dB)	Limit dBμV/m	Margin (dB)	Height (m)	Angle (°)	Polarization	Judgment
1.	2.4020412GHz	41.59	-1.99	54.00	-12.41	1.00	250.90	Vertical	Passed
2.	13.036854GHz	45.64	12.27	54.00	-8.36	1.00	52.80	Vertical	Passed
3.	17.966999GHz	42.67	21.13	54.00	-11.33	3.00	48.90	Vertical	Passed
4.	10.133769GHz	44.13	9.58	54.00	-9.87	3.50	359.90	Horizontal	Passed
5.	14.816906GHz	47.19	15.59	54.00	-6.81	2.50	262.70	Horizontal	Passed
6.	17.9965GHz	42.52	21.67	54.00	-11.48	2.00	0.10	Horizontal	Passed

Overall Graphs:





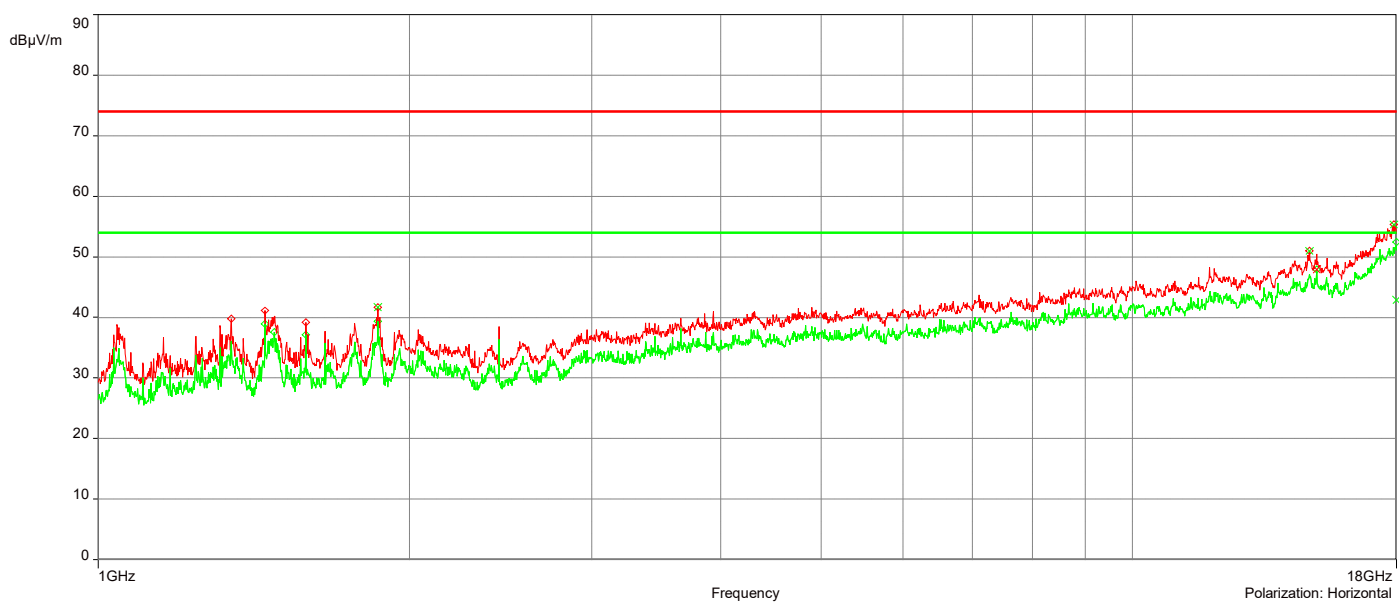
AH22120901-HAR-054#2_BT_3-DH5_Ch 39_1-18GHz

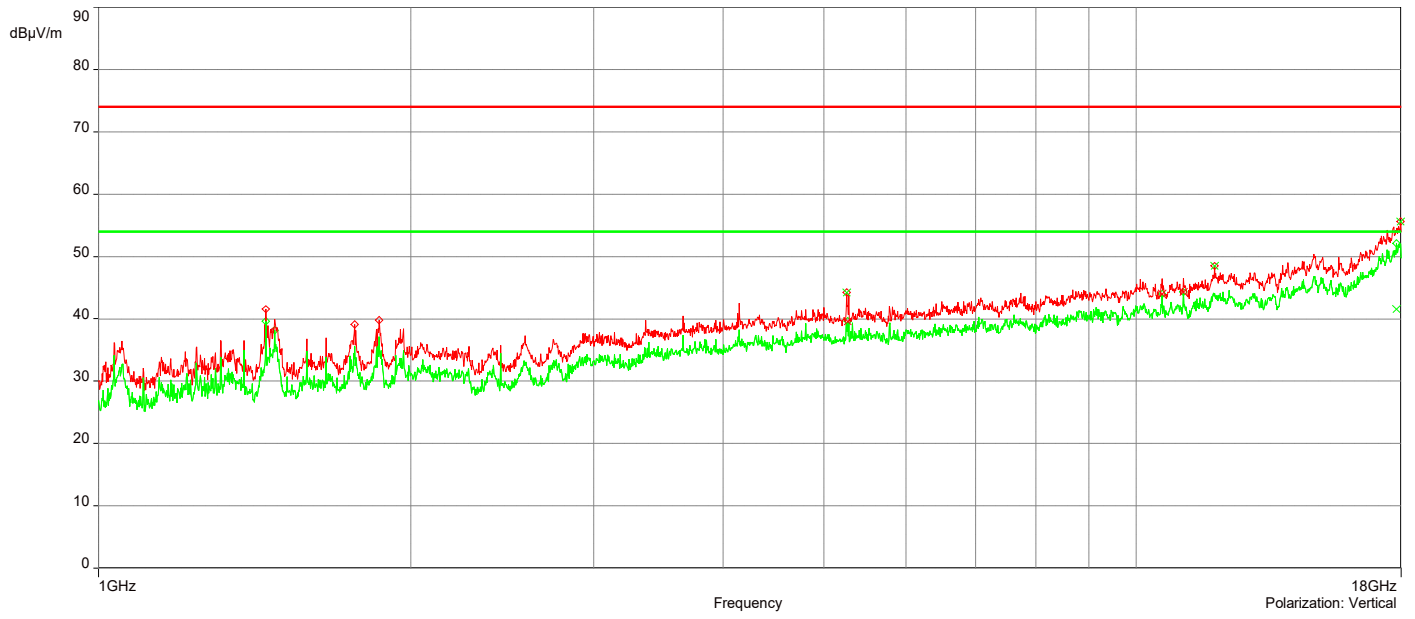
12/16/2022 12:21:11 PM

No	Frequency (MHz)	Level Peak Reading (dBμV/m)	Correction Factor (dB)	Limit dBμV/m	Margin (dB)	Height (m)	Angle (°)	Polarization	Judgement
1.	5.2626254GHz	44.27	4.41	74.00	-29.73	1.50	240.10	Vertical	Passed
2.	11.906821GHz	48.55	11.62	74.00	-25.45	2.50	143.90	Vertical	Passed
3.	17.989GHz	55.65	21.50	74.00	-18.35	4.00	49.00	Vertical	Passed
4.	1.8640254GHz	41.65	-4.24	74.00	-32.35	1.50	133.40	Horizontal	Passed
5.	14.836407GHz	51.01	15.63	74.00	-22.99	3.50	130.10	Horizontal	Passed
6.	17.899997GHz	55.37	20.49	74.00	-18.63	3.50	155.30	Horizontal	Passed

No	Frequency (MHz)	Level Average Reading (dBμV/m)	Correction Factor (dB)	Limit dBμV/m	Margin (dB)	Height (m)	Angle (°)	Polarization	Judgment
1.	5.2751257GHz	39.65	4.47	54.00	-14.35	1.50	72.20	Vertical	Passed
2.	10.594782GHz	43.97	9.68	54.00	-10.03	1.50	148.50	Vertical	Passed
3.	11.108297GHz	44.29	10.06	54.00	-9.71	1.00	29.00	Vertical	Passed
4.	17.808994GHz	41.54	20.12	54.00	-12.46	1.00	40.10	Vertical	Passed
5.	15.065914GHz	47.91	14.47	54.00	-6.09	2.50	333.50	Horizontal	Passed
6.	17.991GHz	42.83	21.52	54.00	-11.17	3.50	114.10	Horizontal	Passed

Overall Graphs:





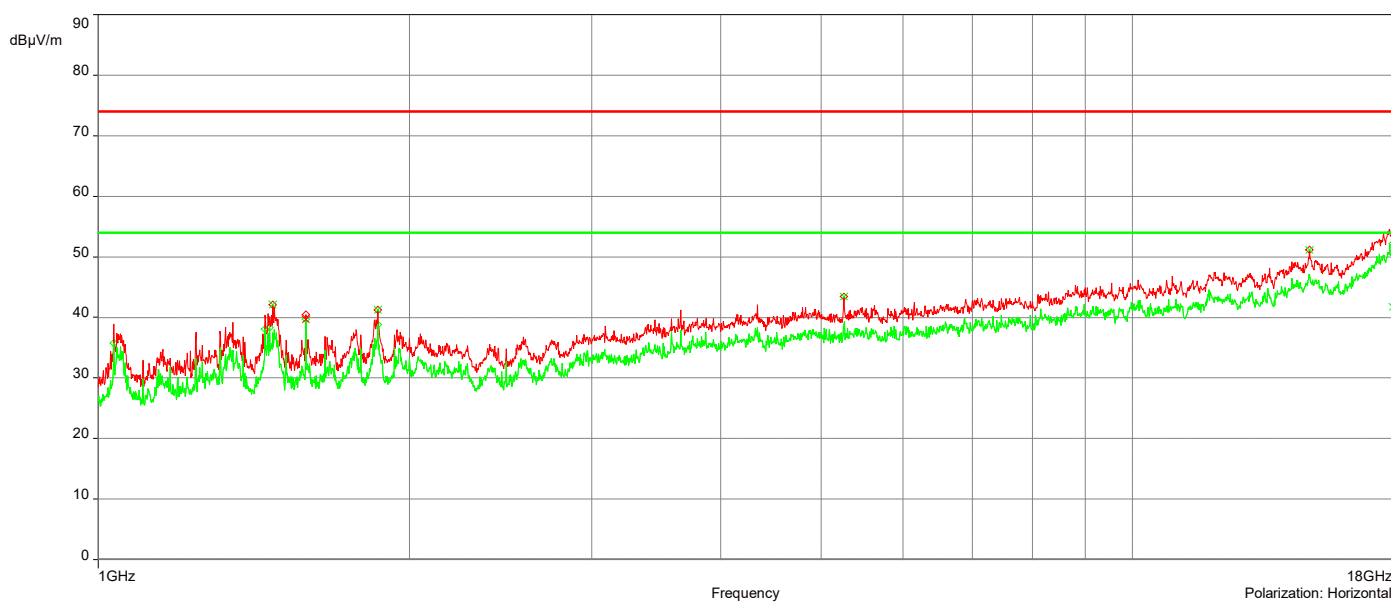
AH22120901-HAR-054#2_BT_3-DH5_Ch 78_1-18GHz

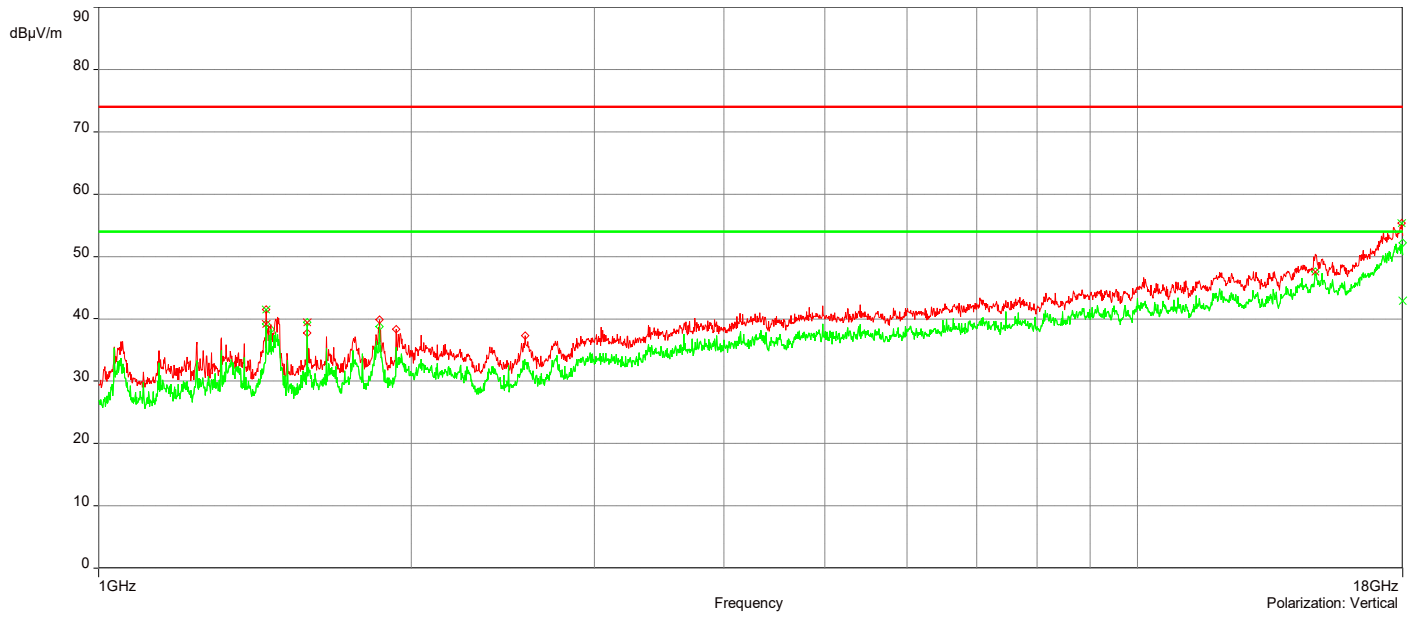
12/16/2022 11:57:50 AM

No	Frequency (MHz)	Level Peak Reading (dBμV/m)	Correction Factor (dB)	Limit dBμV/m	Margin (dB)	Height (m)	Angle (°)	Polarization	Judgement
1.	1.4495132GHz	41.46	-6.99	74.00	-32.54	2.50	171.60	Vertical	Passed
2.	17.963499GHz	55.32	21.10	74.00	-18.68	1.50	157.50	Vertical	Passed
3.	1.475514GHz	42.12	-6.47	74.00	-31.88	1.50	121.80	Horizontal	Passed
4.	1.8640254GHz	41.23	-4.24	74.00	-32.77	1.50	142.70	Horizontal	Passed
5.	5.2616253GHz	43.49	4.43	74.00	-30.51	2.00	272.60	Horizontal	Passed
6.	14.829407GHz	51.19	15.73	74.00	-22.81	1.50	50.80	Horizontal	Passed

No	Frequency (MHz)	Level Average Reading (dBμV/m)	Correction Factor (dB)	Limit dBμV/m	Margin (dB)	Height (m)	Angle (°)	Polarization	Judgment
1.	1.4500132GHz	39.21	-6.98	54.00	-14.79	2.50	171.60	Vertical	Passed
2.	1.5880173GHz	39.44	-5.85	54.00	-14.56	1.50	359.90	Vertical	Passed
3.	14.836407GHz	47.58	15.55	54.00	-6.42	3.00	50.50	Vertical	Passed
4.	17.991GHz	42.86	21.55	54.00	-11.14	3.50	359.90	Vertical	Passed
5.	1.5880173GHz	39.70	-5.58	54.00	-14.30	1.50	142.70	Horizontal	Passed
6.	17.861996GHz	41.73	20.30	54.00	-12.27	1.00	22.90	Horizontal	Passed

Overall Graphs:





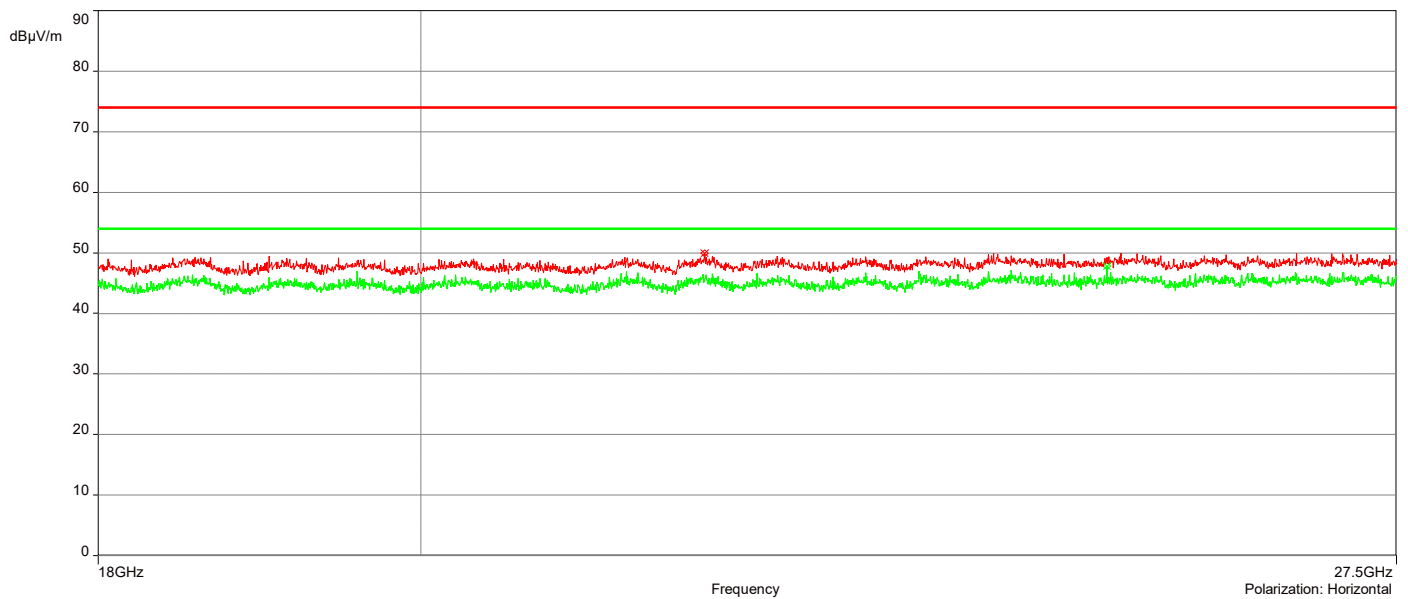
AH22120901-HAR-054#2_BT_DH5_Ch 0_18-27.5GHz

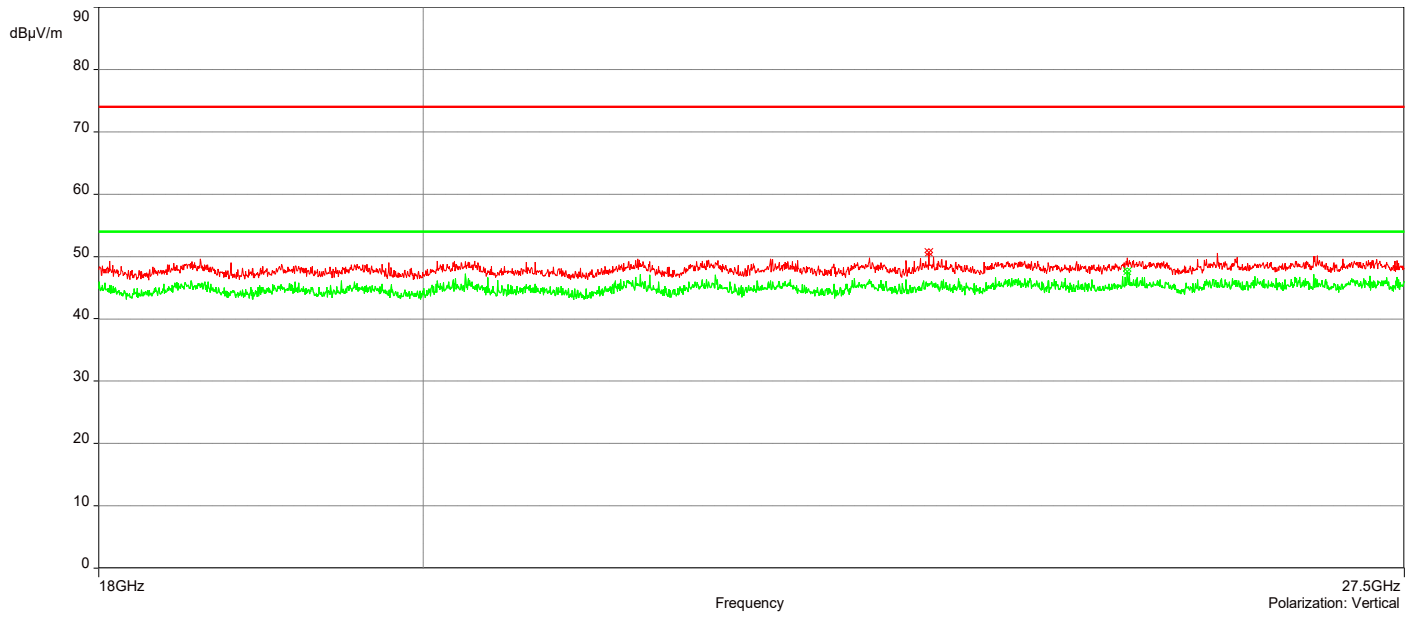
12/14/2022 4:50:29 PM

No	Frequency (MHz)	Level Peak Reading (dBμV/m)	Correction Factor (dB)	Limit dBμV/m	Margin (dB)	Height (m)	Angle (°)	Polarization	Judgement
1.	23.566803GHz	50.63	2.03	74.00	-23.37	2.30	224.90	Vertical	Passed
2.	21.941272GHz	49.98	0.94	74.00	-24.02	3.47	112.40	Horizontal	Passed

No	Frequency (MHz)	Level Average Reading (dBμV/m)	Correction Factor (dB)	Limit dBμV/m	Margin (dB)	Height (m)	Angle (°)	Polarization	Judgment
1.	25.133432GHz	47.69	2.91	54.00	-6.31	1.72	157.40	Vertical	Passed
2.	25.019901GHz	47.80	2.80	54.00	-6.20	3.46	67.40	Horizontal	Passed

Overall Graphs:





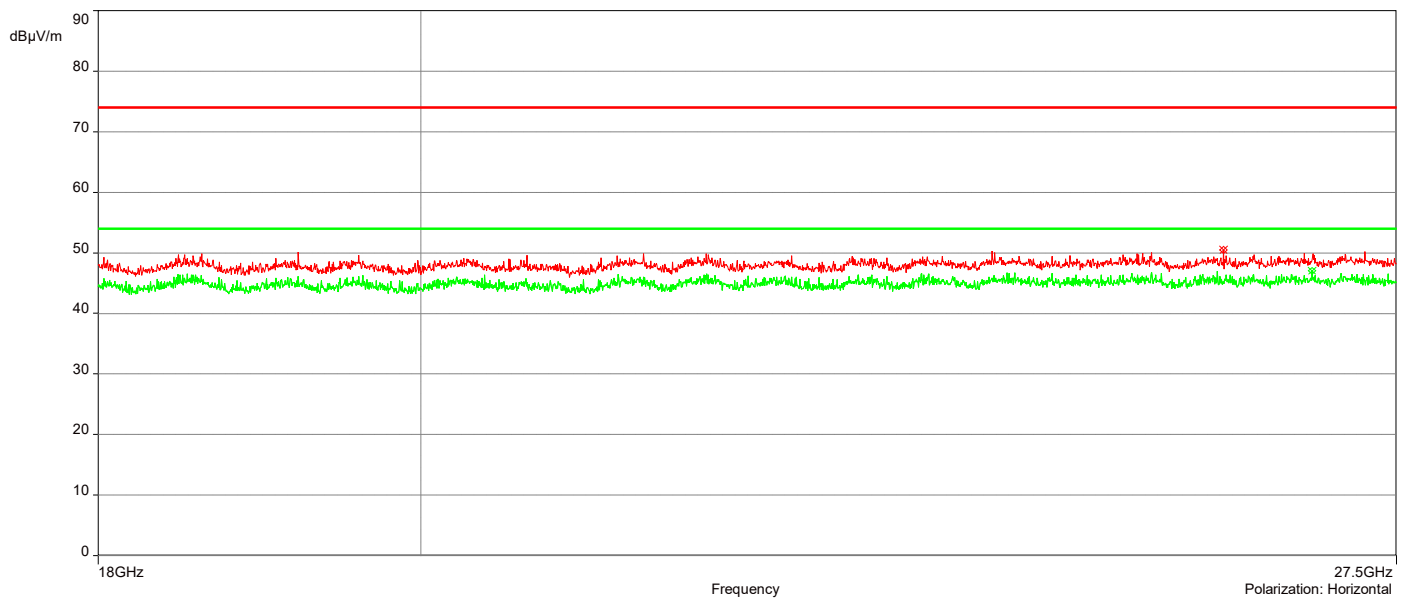
AH22120901-HAR-054#2_BT_DH5_Ch 39_18-27.5GHz

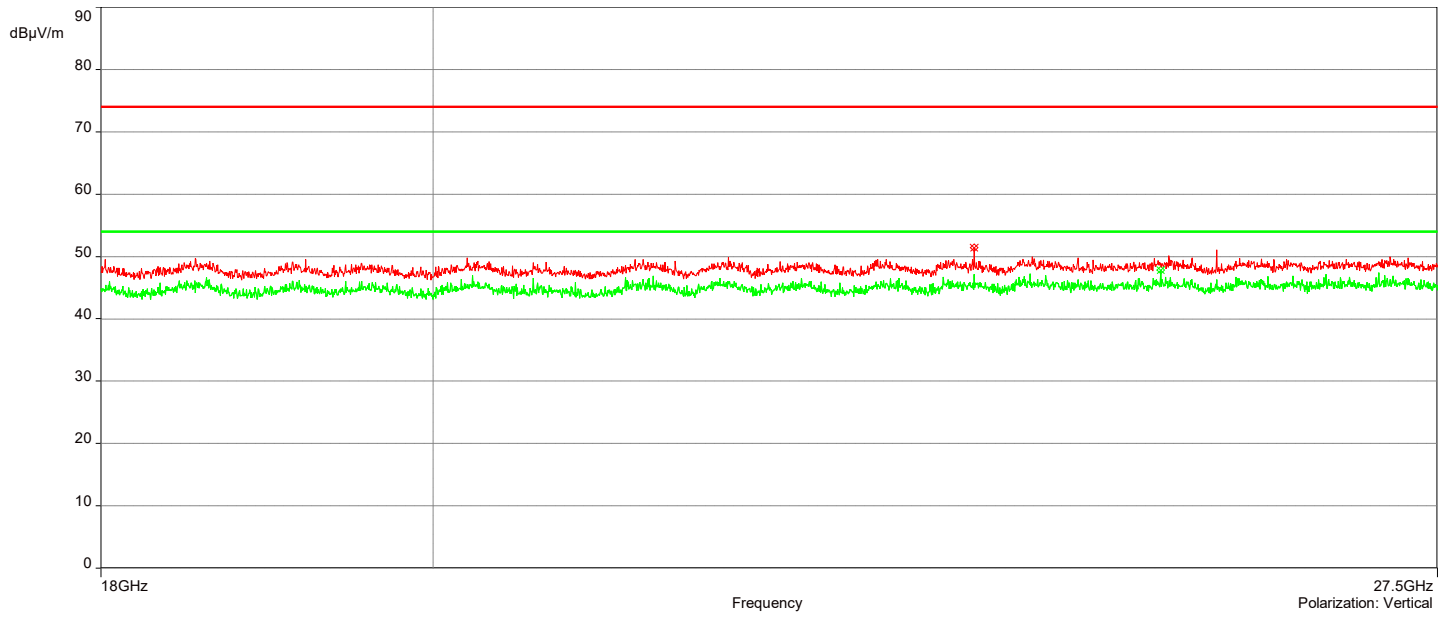
12/14/2022 5:12:59 PM

No	Frequency (MHz)	Level Peak Reading (dBμV/m)	Correction Factor (dB)	Limit dBμV/m	Margin (dB)	Height (m)	Angle (°)	Polarization	Judgement
1.	23.742087GHz	51.42	2.06	74.00	-22.58	3.97	90.20	Vertical	Passed
2.	25.99085GHz	50.48	3.86	74.00	-23.52	3.31	202.50	Horizontal	Passed

No	Frequency (MHz)	Level Average Reading (dBμV/m)	Correction Factor (dB)	Limit dBμV/m	Margin (dB)	Height (m)	Angle (°)	Polarization	Judgment
1.	25.189484GHz	47.84	2.92	54.00	-6.16	1.36	157.50	Vertical	Passed
2.	26.752313GHz	47.05	4.68	54.00	-6.95	3.97	22.50	Horizontal	Passed

Overall Graphs:





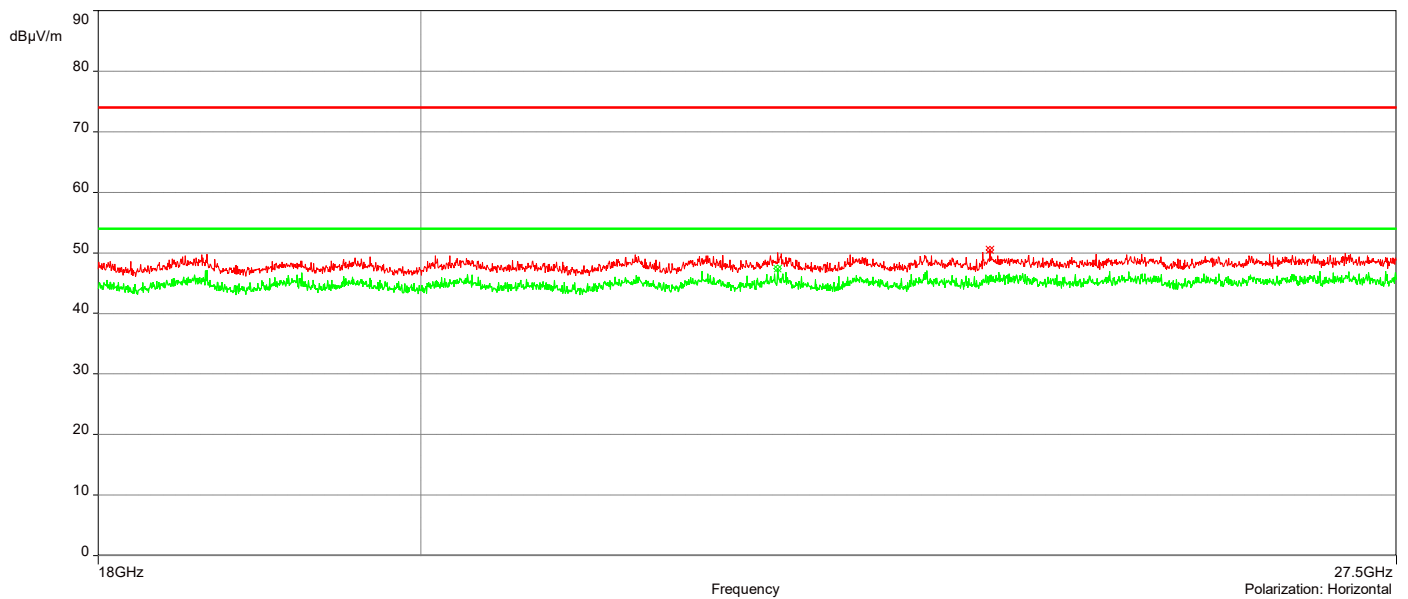
AH22120901-HAR-054#2_BT_DH5_Ch 78_18-27.5GHz

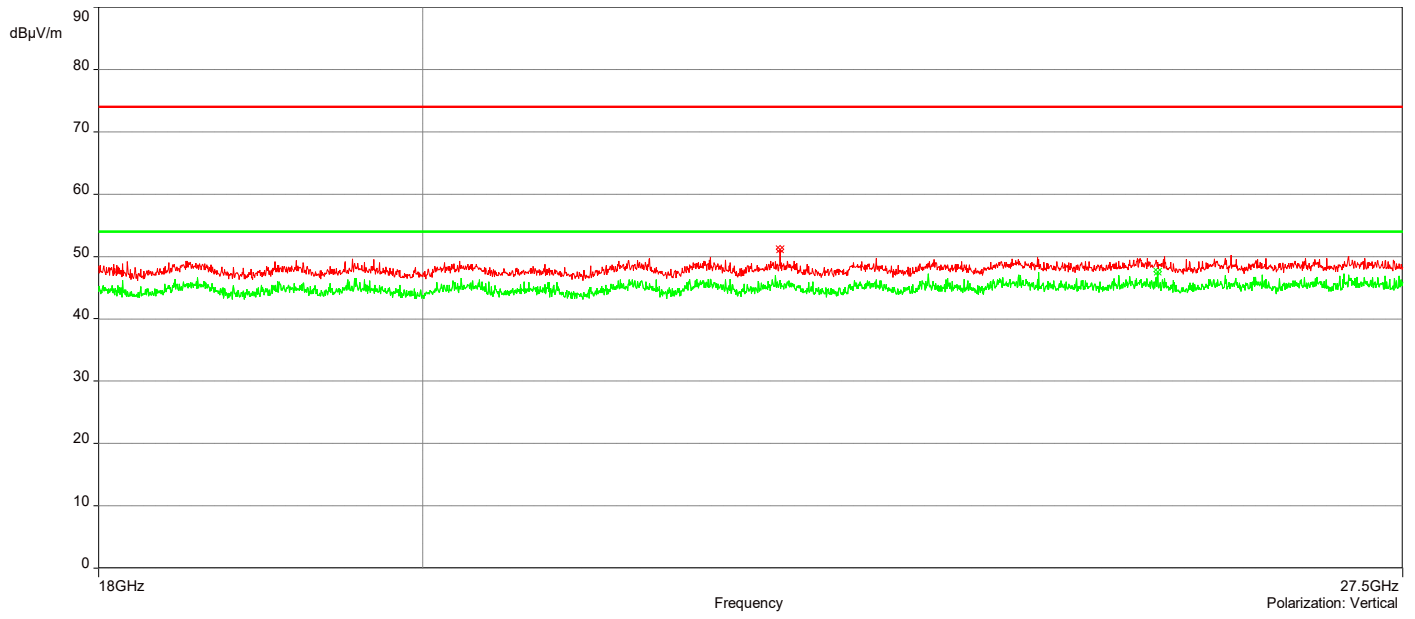
12/14/2022 5:36:01 PM

No	Frequency (MHz)	Level Peak Reading (dBµV/m)	Correction Factor (dB)	Limit dBµV/m	Margin (dB)	Height (m)	Angle (°)	Polarization	Judgement
1.	22.463323GHz	51.16	1.46	74.00	-22.84	3.54	67.40	Vertical	Passed
2.	24.082679GHz	50.49	2.49	74.00	-23.51	2.10	247.40	Horizontal	Passed

No	Frequency (MHz)	Level Average Reading (dBµV/m)	Correction Factor (dB)	Limit dBµV/m	Margin (dB)	Height (m)	Angle (°)	Polarization	Judgment
1.	25.39327GHz	47.60	3.26	54.00	-6.40	2.36	67.40	Vertical	Passed
2.	22.469023GHz	47.44	1.45	54.00	-6.56	1.45	67.40	Horizontal	Passed

Overall Graphs:





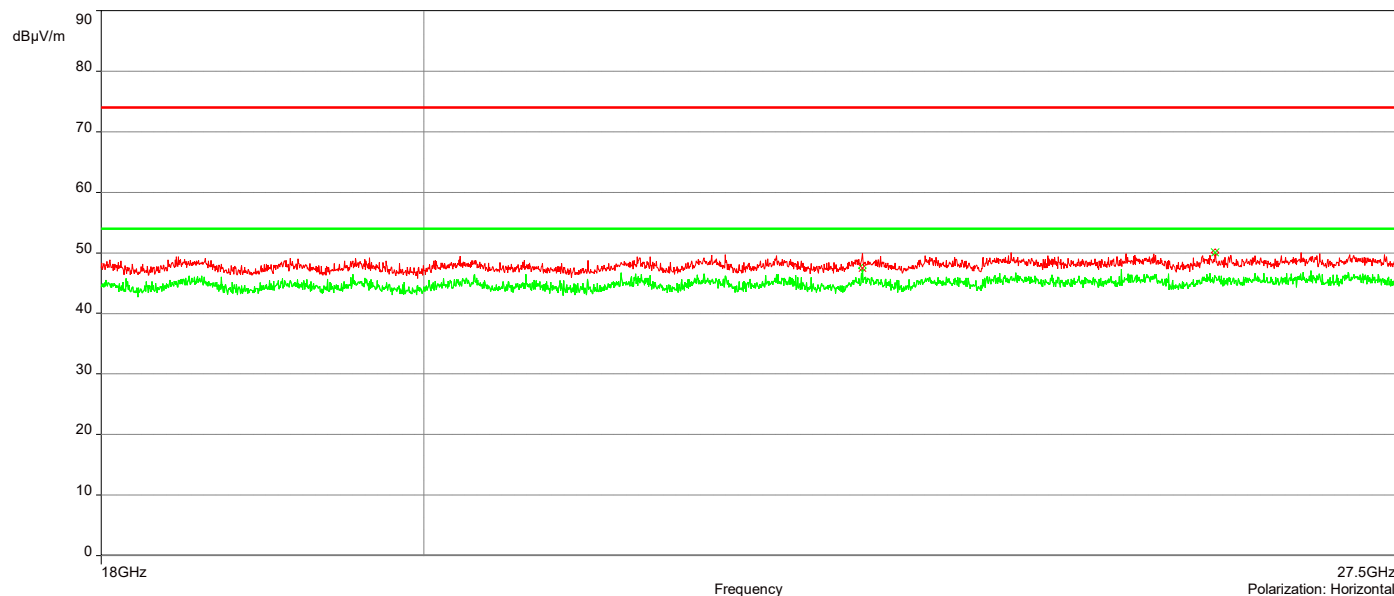
AH22120901-HAR-054#2_BT_3-DH5_Ch 0_18-27.5GHz

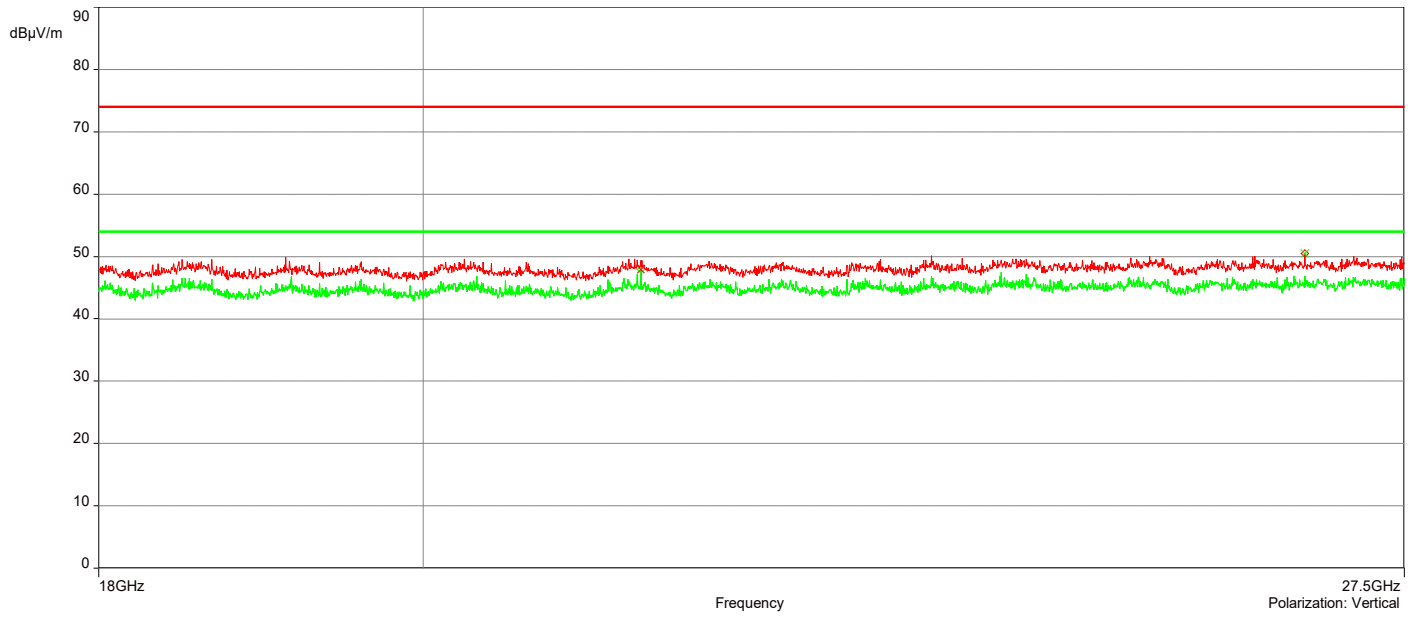
12/14/2022 3:36:12 PM

No	Frequency (MHz)	Level Peak Reading (dBμV/m)	Correction Factor (dB)	Limit dBμV/m	Margin (dB)	Height (m)	Angle (°)	Polarization	Judgement
1.	26.625956GHz	50.44	4.11	74.00	-23.56	1.00	180.20	Vertical	Passed
2.	25.895845GHz	50.05	3.71	74.00	-23.95	2.25	22.70	Horizontal	Passed

No	Frequency (MHz)	Level Average Reading (dBμV/m)	Correction Factor (dB)	Limit dBμV/m	Margin (dB)	Height (m)	Angle (°)	Polarization	Judgment
1.	21.462923GHz	47.93	1.18	54.00	-6.07	3.44	225.10	Vertical	Passed
2.	23.078479GHz	47.46	1.74	54.00	-6.54	1.00	22.70	Horizontal	Passed

Overall Graphs:





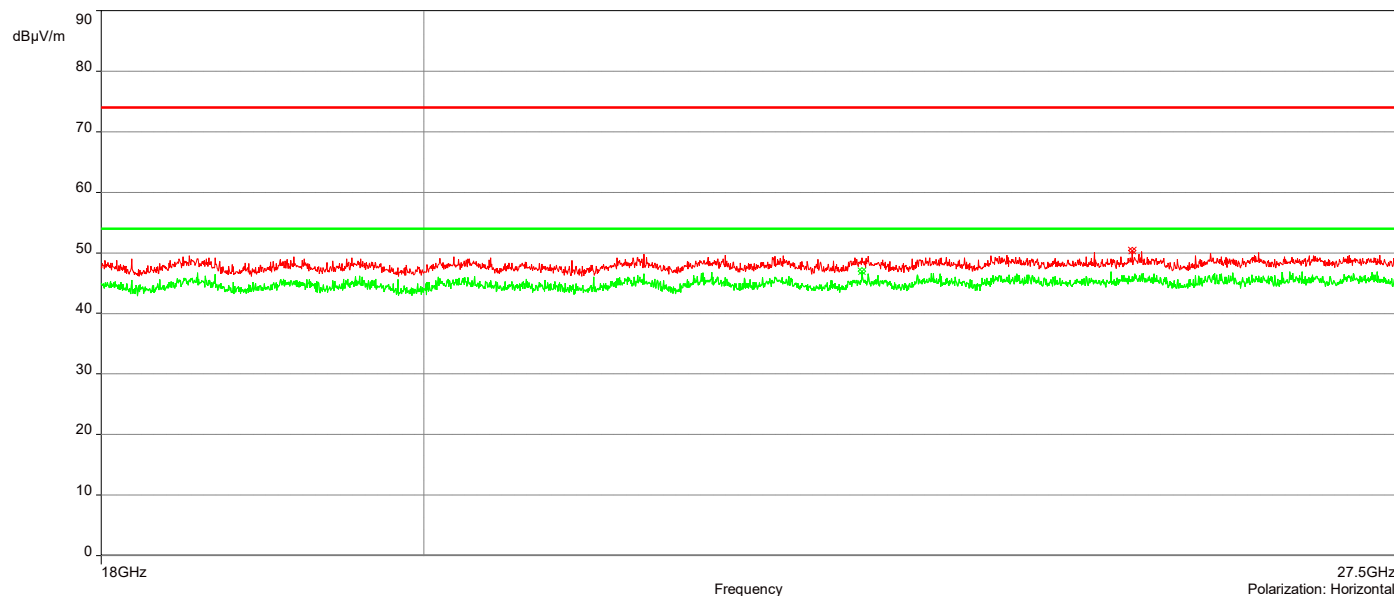
AH22120901-HAR-054#2_BT_3-DH5_Ch 39_18-27.5GHz

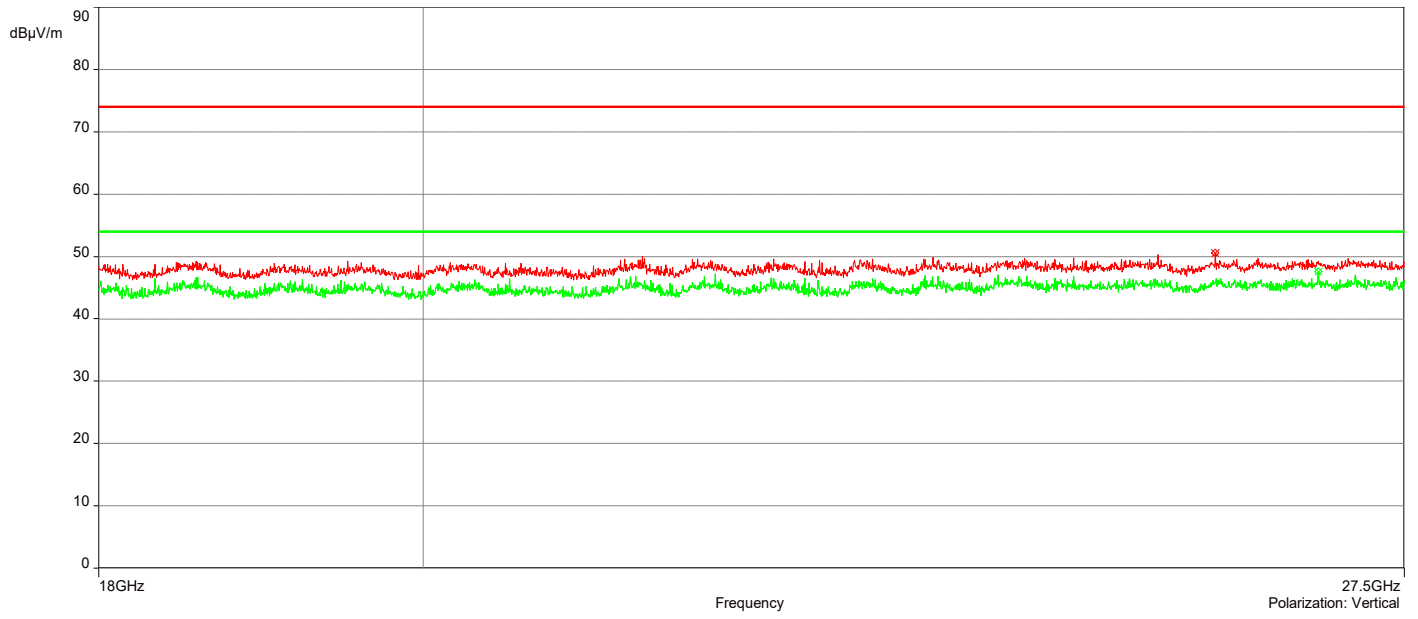
12/14/2022 4:03:33 PM

No	Frequency (MHz)	Level Peak Reading (dBμV/m)	Correction Factor (dB)	Limit dBμV/m	Margin (dB)	Height (m)	Angle (°)	Polarization	Judgement
1.	25.863543GHz	50.55	3.74	74.00	-23.45	3.37	314.90	Vertical	Passed
2.	25.20421GHz	50.44	2.94	74.00	-23.56	1.68	0.10	Horizontal	Passed

No	Frequency (MHz)	Level Average Reading (dBμV/m)	Correction Factor (dB)	Limit dBμV/m	Margin (dB)	Height (m)	Angle (°)	Polarization	Judgment
1.	26.743762GHz	47.59	4.68	54.00	-6.41	1.68	44.90	Vertical	Passed
2.	23.076104GHz	46.99	1.74	54.00	-7.01	2.89	44.90	Horizontal	Passed

Overall Graphs:





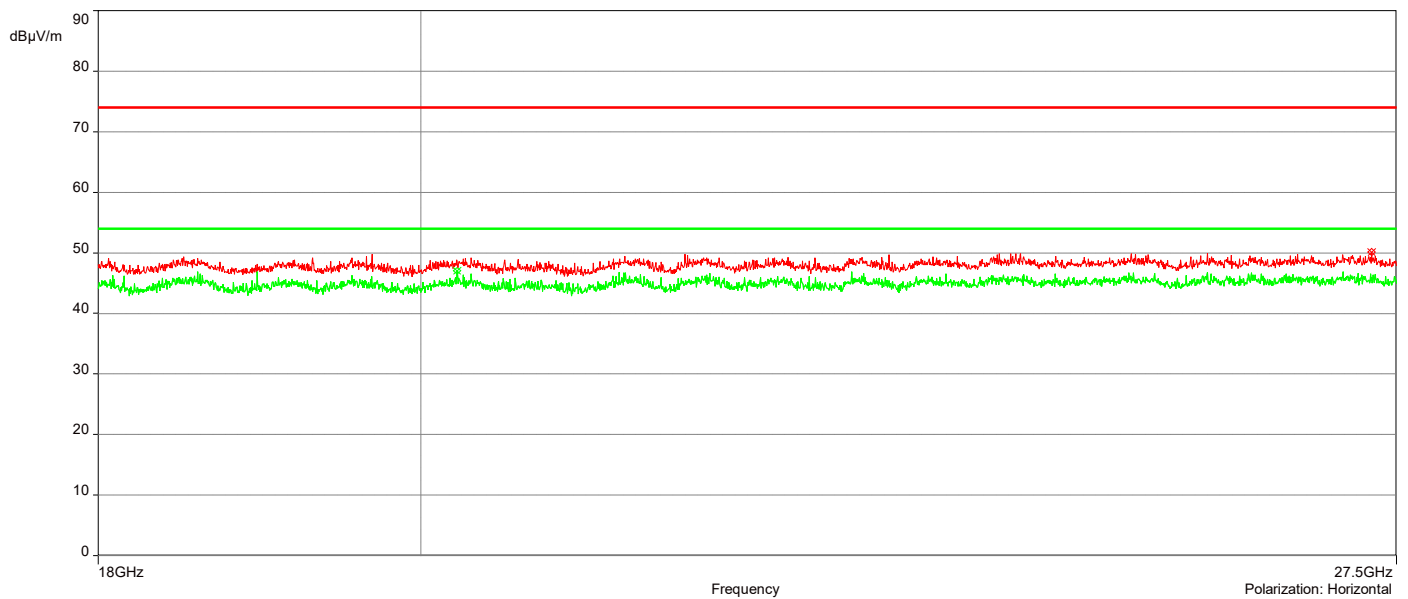
AH22120901-HAR-054#2_BT_3-DH5_Ch 78_18-27.5GHz

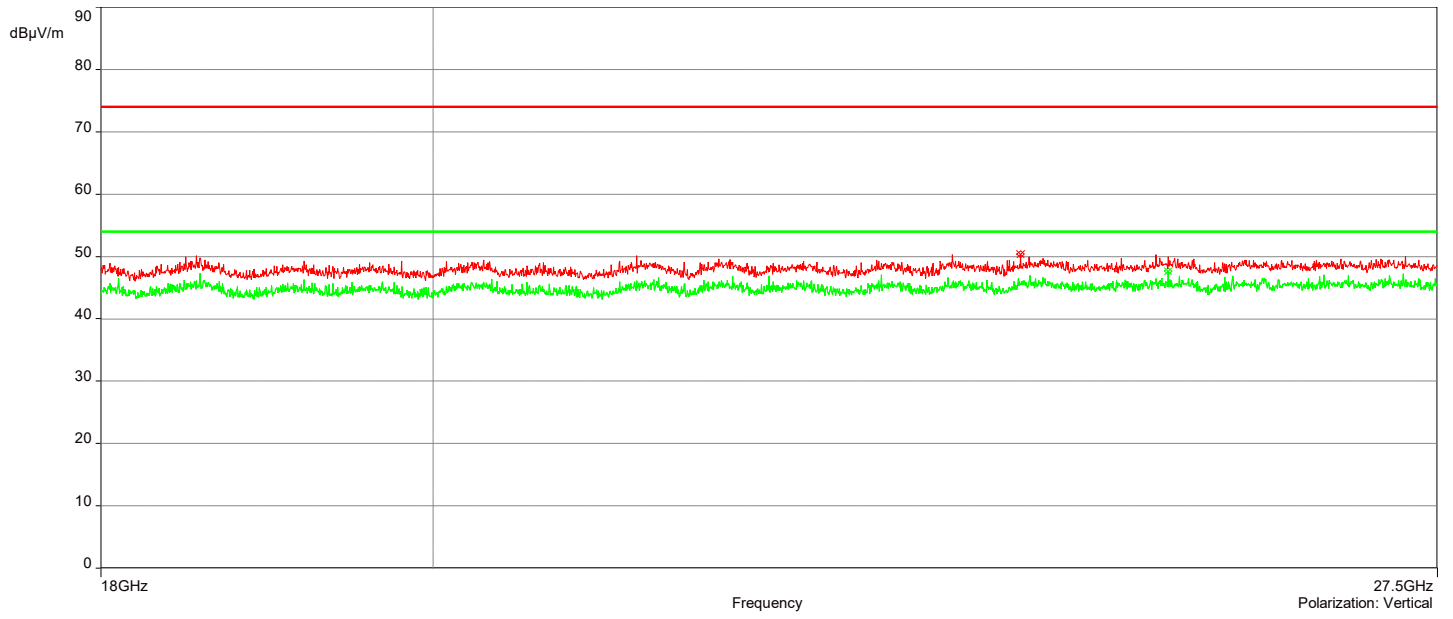
12/14/2022 4:28:36 PM

No	Frequency (MHz)	Level Peak Reading (dBµV/m)	Correction Factor (dB)	Limit dBµV/m	Margin (dB)	Height (m)	Angle (°)	Polarization	Judgement
1.	24.092655GHz	50.43	2.45	74.00	-23.57	1.00	135.10	Vertical	Passed
2.	27.277689GHz	50.14	5.52	74.00	-23.86	3.97	202.50	Horizontal	Passed

No	Frequency (MHz)	Level Average Reading (dBµV/m)	Correction Factor (dB)	Limit dBµV/m	Margin (dB)	Height (m)	Angle (°)	Polarization	Judgment
1.	25.248387GHz	47.65	3.00	54.00	-6.35	3.32	337.40	Vertical	Passed
2.	20.238312GHz	47.05	-0.15	54.00	-6.95	3.21	67.60	Horizontal	Passed

Overall Graphs:





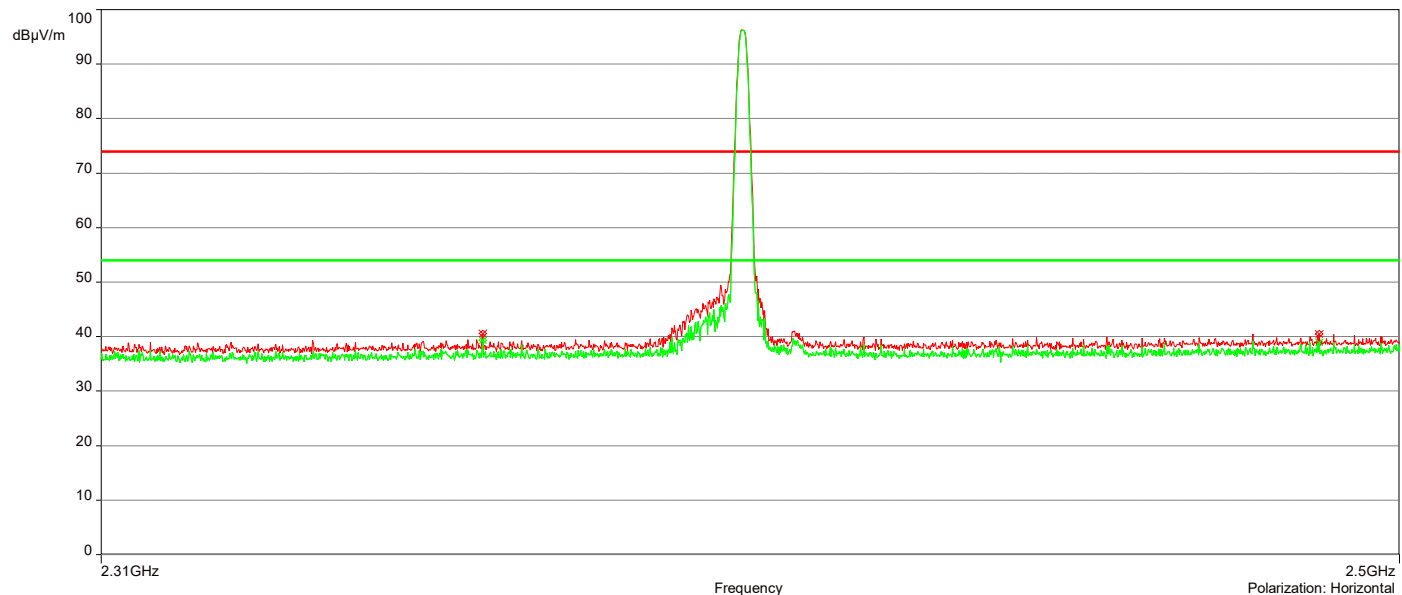
AH22120901-HAR-054#2_Restricted Bandedge_BT Classic_DH5_Ch 0

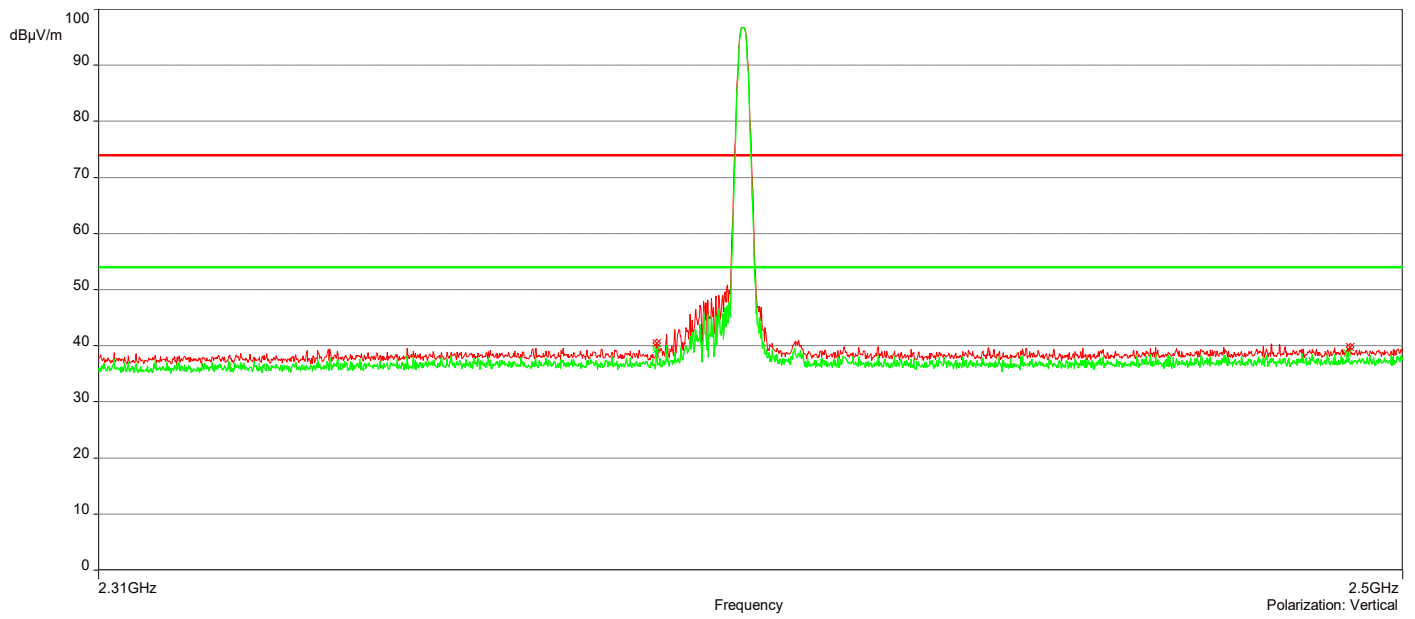
12/15/2022 4:30:46 PM

No	Frequency (MHz)	Level Peak Reading (dBμV/m)	Correction Factor (dB)	Limit dBμV/m	Margin (dB)	Height (m)	Angle (°)	Polarization	Judgement
1.	2.3894597GHz	40.48	-3.05	74.00	-33.52	3.59	67.40	Vertical	Passed
2.	2.492016GHz	39.73	-2.62	74.00	-34.27	3.16	134.90	Vertical	Passed
3.	2.3642721GHz	40.56	-3.11	74.00	-33.44	1.13	269.90	Horizontal	Passed
4.	2.4878339GHz	40.51	-2.45	74.00	-33.49	3.44	67.40	Horizontal	Passed

No	Frequency (MHz)	Level Average Reading (dBμV/m)	Correction Factor (dB)	Limit dBμV/m	Margin (dB)	Height (m)	Angle (°)	Polarization	Judgment
1.	2.3894597GHz	39.36	-3.05	54.00	-14.64	3.59	67.40	Vertical	Passed
2.	2.4916358GHz	38.68	-2.62	54.00	-15.32	1.80	292.40	Vertical	Passed
3.	2.3642721GHz	39.36	-3.11	54.00	-14.64	1.13	269.90	Horizontal	Passed
4.	2.4878339GHz	39.01	-2.45	54.00	-14.99	3.44	67.40	Horizontal	Passed

Overall Graphs:





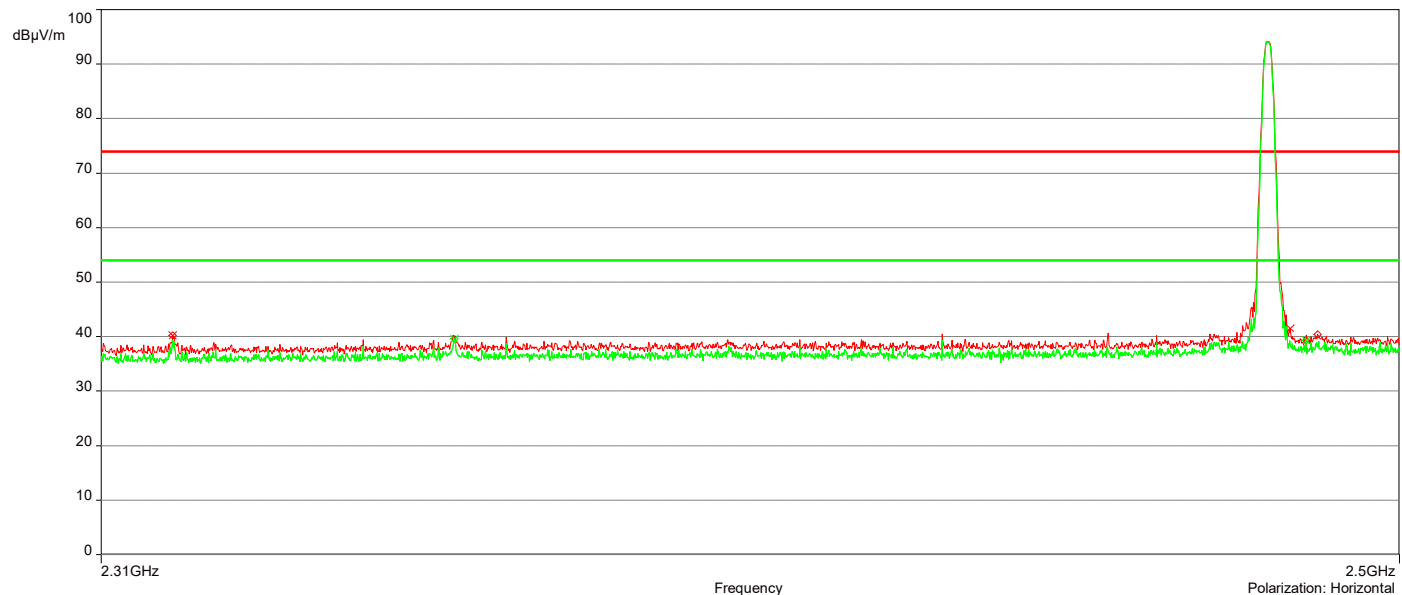
AH22120901-HAR-054#2_Restricted Bandedge_BT Classic_DH5_Ch 78

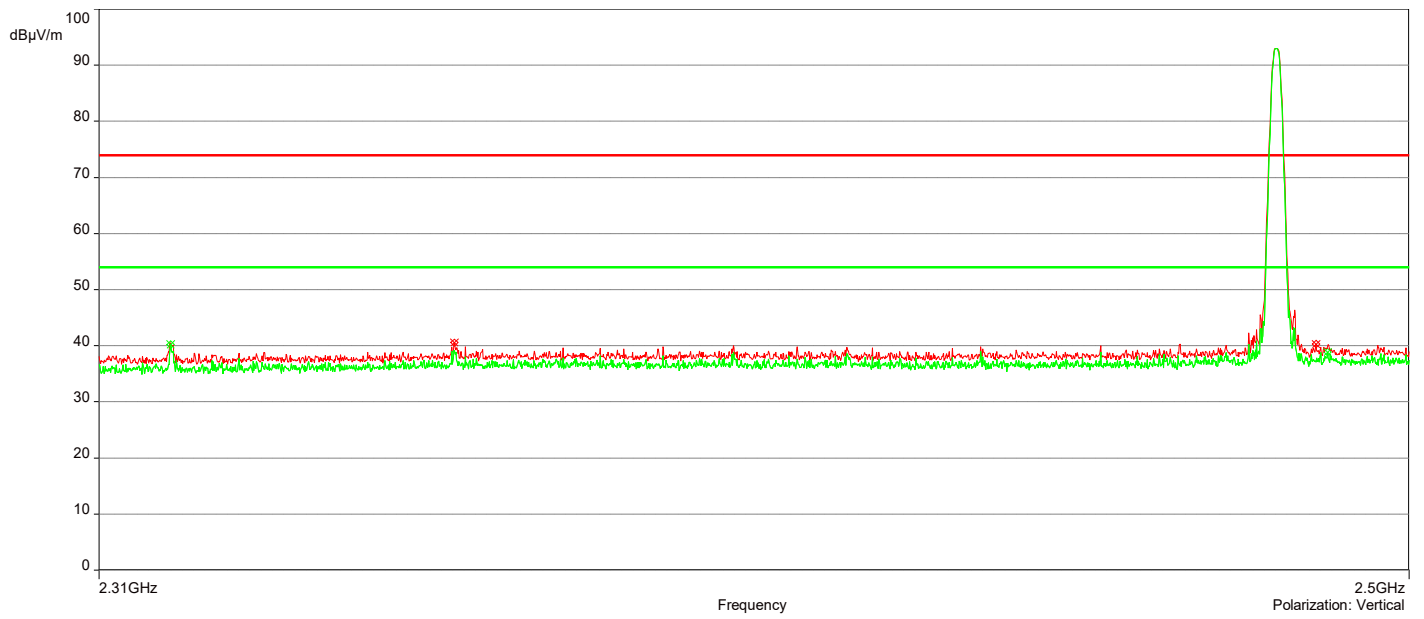
12/19/2022 5:15:55 PM

No	Frequency (MHz)	Level Peak Reading (dBμV/m)	Correction Factor (dB)	Limit dBμV/m	Margin (dB)	Height (m)	Angle (°)	Polarization	Judgement
1.	2.36009GHz	40.57	-3.03	74.00	-33.43	3.21	201.70	Vertical	Passed
2.	2.486028GHz	40.32	-2.66	74.00	-33.68	1.00	246.70	Vertical	Passed
3.	2.320075GHz	40.25	-3.41	74.00	-33.75	2.88	156.60	Horizontal	Passed
4.	2.4834617GHz	41.51	-2.48	74.00	-32.49	3.97	314.10	Horizontal	Passed

No	Frequency (MHz)	Level Average Reading (dBμV/m)	Correction Factor (dB)	Limit dBμV/m	Margin (dB)	Height (m)	Angle (°)	Polarization	Judgment
1.	2.31998GHz	40.17	-3.47	54.00	-13.83	1.00	246.70	Vertical	Passed
2.	2.4877389GHz	38.89	-2.64	54.00	-15.11	3.79	246.70	Vertical	Passed
3.	2.3601851GHz	39.62	-3.12	54.00	-14.38	2.78	156.60	Horizontal	Passed
4.	2.4858379GHz	39.39	-2.46	54.00	-14.61	4.00	291.60	Horizontal	Passed

Overall Graphs:





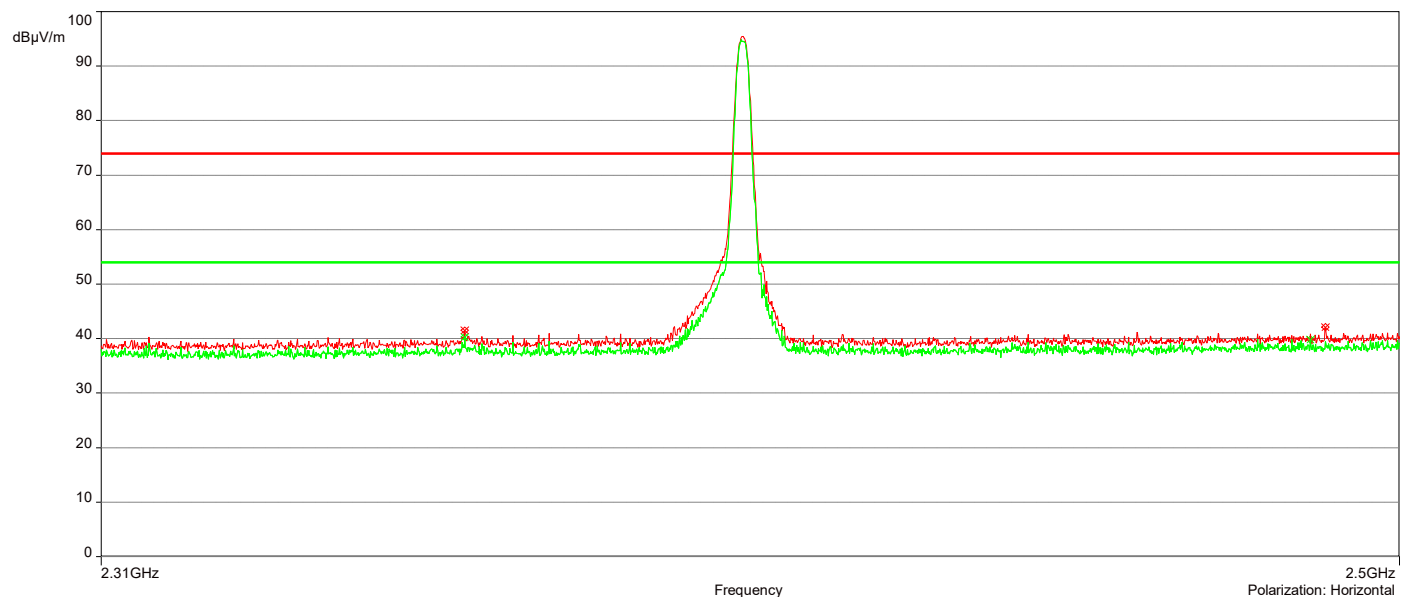
AH22120901-HAR-054#2_Restricted Bandedge_BT Classic_3-DH5_Ch 0

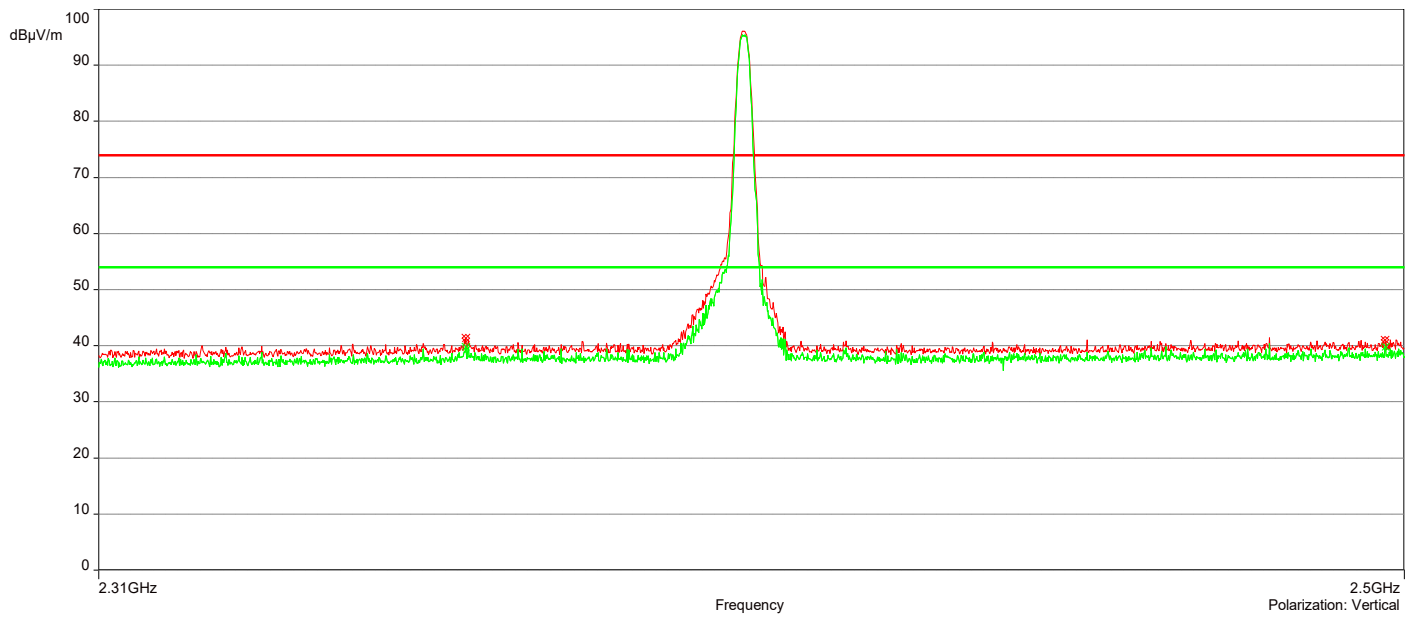
12/16/2022 11:11:20 AM

No	Frequency (MHz)	Level Peak Reading (dBμV/m)	Correction Factor (dB)	Limit dBμV/m	Margin (dB)	Height (m)	Angle (°)	Polarization	Judgement
1.	2.3618959GHz	41.35	-2.05	74.00	-32.65	3.69	247.40	Vertical	Passed
2.	2.4970535GHz	41.06	-1.65	74.00	-32.94	4.00	44.90	Vertical	Passed
3.	2.3617059GHz	41.57	-2.16	74.00	-32.43	1.00	314.90	Horizontal	Passed
4.	2.4887844GHz	42.13	-1.50	74.00	-31.87	2.36	269.90	Horizontal	Passed

No	Frequency (MHz)	Level Average Reading (dBμV/m)	Correction Factor (dB)	Limit dBμV/m	Margin (dB)	Height (m)	Angle (°)	Polarization	Judgment
1.	2.3618959GHz	39.83	-2.05	54.00	-14.17	3.69	247.40	Vertical	Passed
2.	2.4971486GHz	39.83	-1.65	54.00	-14.17	2.23	134.90	Vertical	Passed
3.	2.3617059GHz	40.34	-2.16	54.00	-13.66	1.00	314.90	Horizontal	Passed
4.	2.4865033GHz	39.82	-1.52	54.00	-14.18	1.14	0.10	Horizontal	Passed

Overall Graphs:





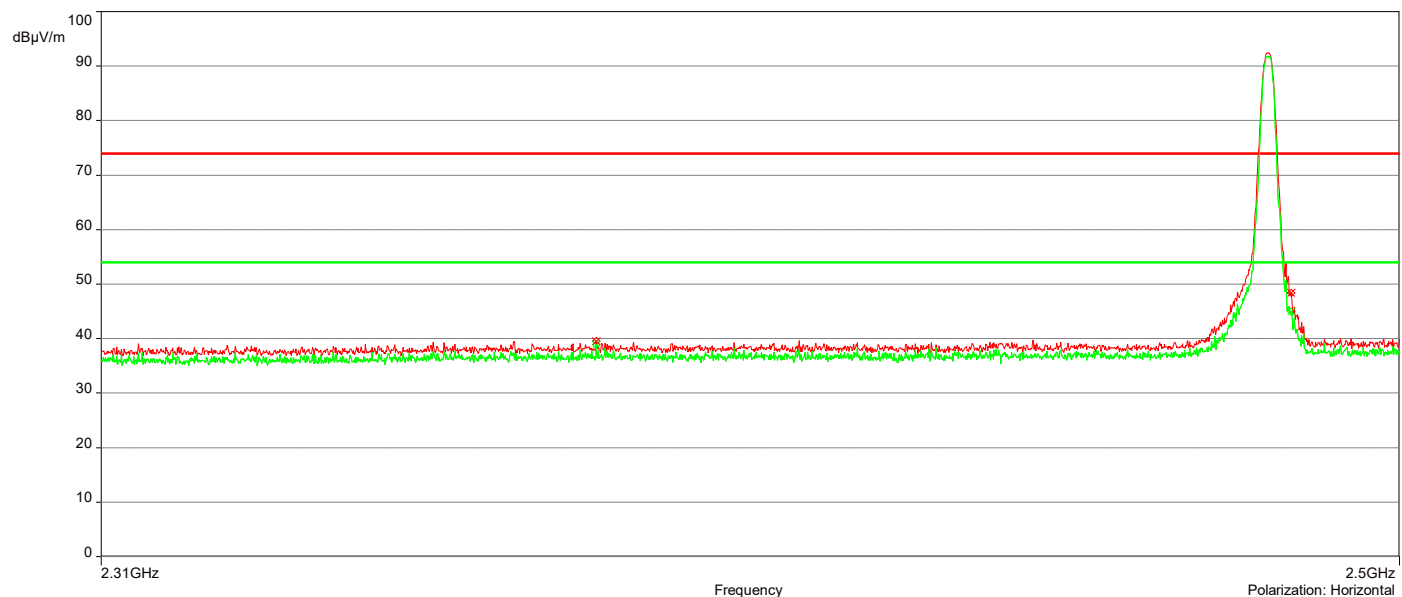
AH22120901-HAR-054#2_Restricted Bandedge_BT Classic_3-DH5_Ch 78

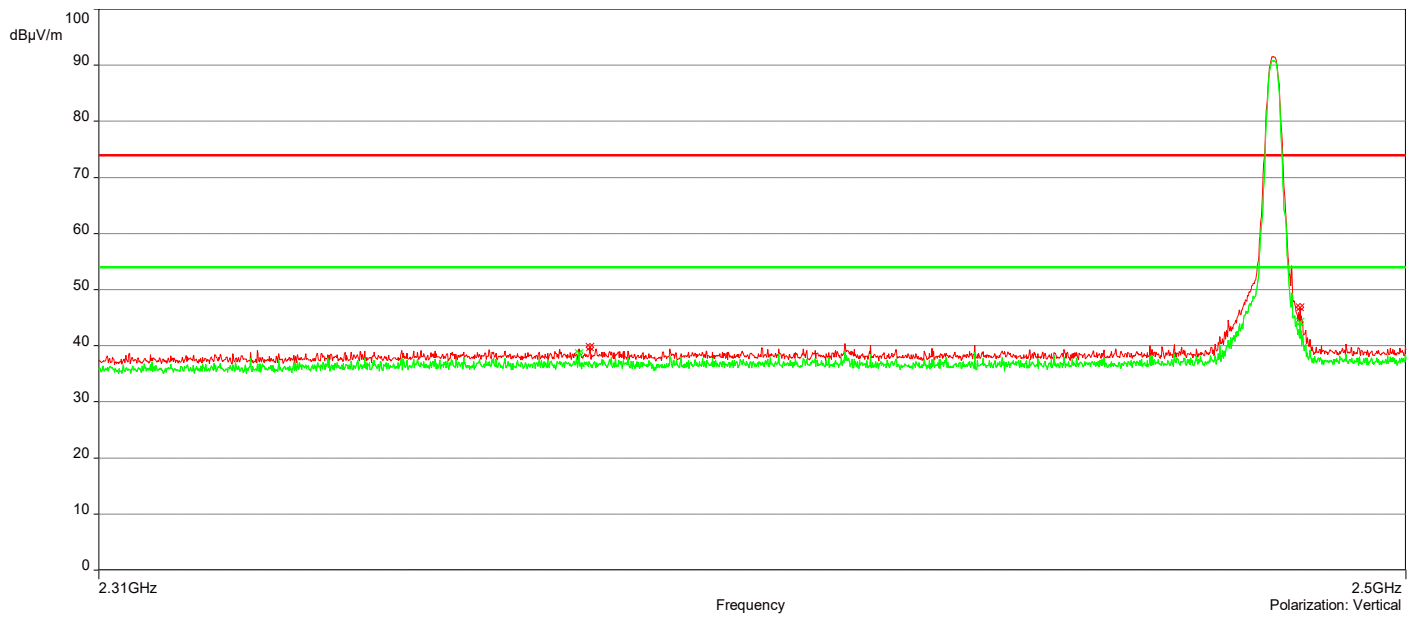
12/19/2022 4:51:33 PM

No	Frequency (MHz)	Level Peak Reading (dBμV/m)	Correction Factor (dB)	Limit dBμV/m	Margin (dB)	Height (m)	Angle (°)	Polarization	Judgement
1.	2.3796698GHz	39.73	-3.00	74.00	-34.27	3.55	179.90	Vertical	Passed
2.	2.484032GHz	46.87	-2.67	74.00	-27.13	1.00	247.40	Vertical	Passed
3.	2.3807154GHz	39.55	-3.10	74.00	-34.45	3.97	89.90	Horizontal	Passed
4.	2.4835568GHz	48.42	-2.48	74.00	-25.58	4.00	157.40	Horizontal	Passed

No	Frequency (MHz)	Level Average Reading (dBμV/m)	Correction Factor (dB)	Limit dBμV/m	Margin (dB)	Height (m)	Angle (°)	Polarization	Judgment
1.	2.378054GHz	38.68	-3.00	54.00	-15.32	2.99	179.90	Vertical	Passed
2.	2.484032GHz	44.25	-2.67	54.00	-9.75	1.00	247.40	Vertical	Passed
3.	2.3807154GHz	38.88	-3.10	54.00	-15.12	3.97	89.90	Horizontal	Passed
4.	2.4835568GHz	44.95	-2.48	54.00	-9.05	4.00	157.40	Horizontal	Passed

Overall Graphs:





Document Revisions

Version	Date	Modifier	Changes
1.0	03/14/2023	Aravind Buddana	<ul style="list-style-type: none">• Initial Release
2.0	08/07/2023	Aravind Buddana	<ul style="list-style-type: none">• Updated the KDB version to v05r02 for all applicable tests across the report.• Updated Test summary with DUT Software, power configurations.• Updated RSS-247 Section references for all tests.• Updated Section 4.4.4 Time of Channel occupancy test with a statement on transmit time per hop evaluation.• Updated occupied bandwidth measurement guidance and the 3-DH5 test data with right RBW.• Updated the Tx Spurious procedure section and final measurements SA settings and data with appropriate detector.• Updated Section 5.4 Test Limits and Procedures and sample calculation that demonstrate the equivalence of magnetic field strength and electric field strength

End of Report