

Remarks:

1. Level Peak Reading (dBµV/m) = Raw Peak Level + Correction Factor
2. Correction Factor (dB) = Antenna Factor + Cable Loss – Preamplifier Gain
3. Margin = Level Peak Reading – Limit

Remarks:

1. Level Average Reading (dBµV/m) = Raw Average Level + Correction Factor
2. Correction Factor (dB) = Antenna Factor + Cable Loss – Preamplifier Gain
3. Margin = Level Average Reading – Limit

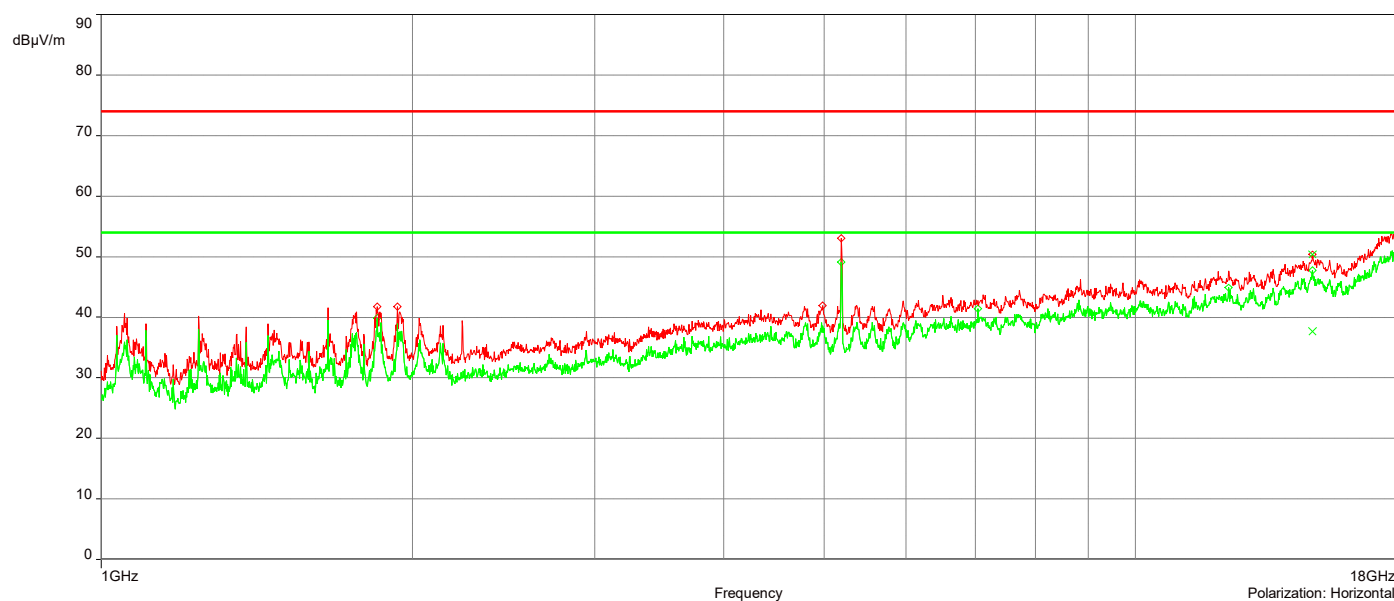
AH22100701-HAR-053#5_5G UNII-1 802.11a_Ch 40_1-18GHz

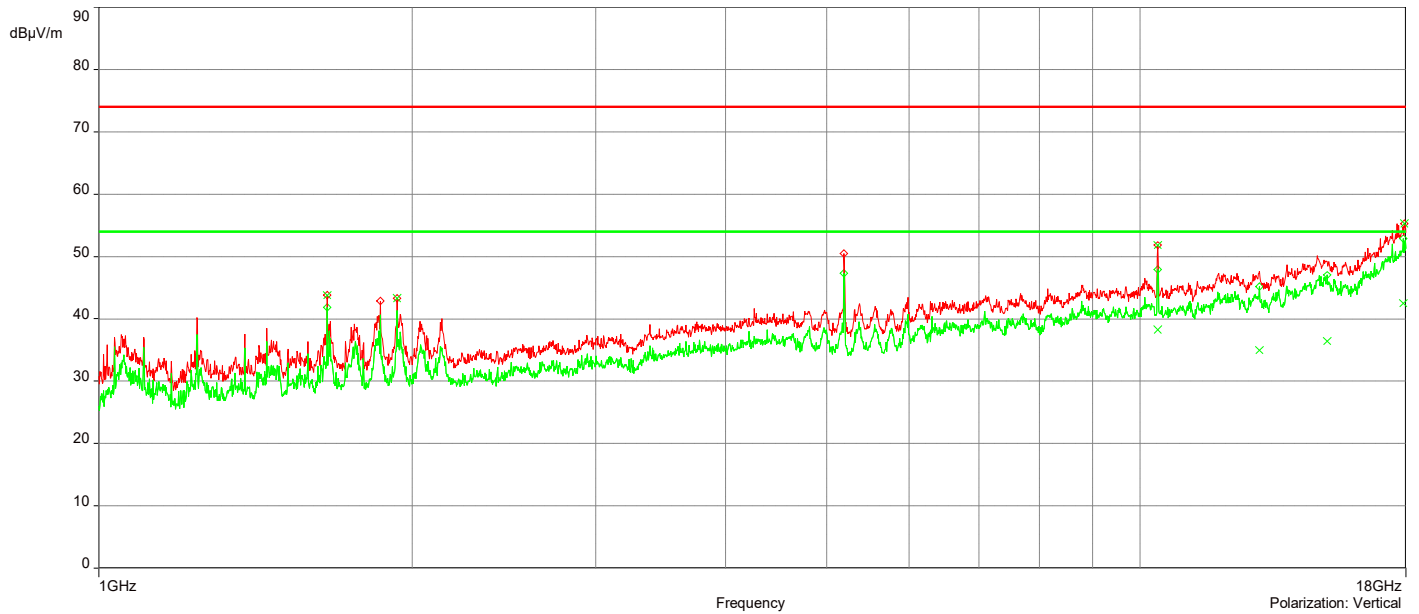
11/18/2022 6:26:19 PM

No	Frequency (MHz)	Level Peak Reading (dBμV/m)	Correction Factor (dB)	Limit dBμV/m	Margin (dB)	Height (m)	Angle (°)	Polarization	Judgement
1	1.6570193GHz	43.83	-5.32	68.23	-24.4	3.00	91.30	Vertical	Passed
2	1.9335275GHz	43.28	-3.87	68.23	-24.95	2.50	104.30	Vertical	Passed
3	10.397276GHz	51.84	9.45	68.23	-16.39	1.00	97.20	Vertical	Passed
4	17.930498GHz	55.32	20.72	74.00	-18.68	1.50	204.80	Vertical	Passed
5	14.831407GHz	50.42	15.74	68.23	-17.81	3.50	158.50	Horizontal	Passed
6	17.9935GHz	55.12	21.29	74.00	-18.88	1.50	229.90	Horizontal	Passed

No	Frequency (MHz)	Level Average Reading (dBμV/m)	Correction Factor (dB)	Limit dBμV/m	Margin (dB)	Height (m)	Angle (°)	Polarization	Judgment
1	17.903497GHz	42.51	20.57	54.00	-11.49	2.00	0.10	Vertical	Passed
2	17.9935GHz	42.54	21.29	54.00	-11.46	1.50	229.90	Horizontal	Passed

Overall Graphs:





Remarks:

1. Level Peak Reading (dBµV/m) = Raw Peak Level + Correction Factor
2. Correction Factor (dB) = Antenna Factor + Cable Loss – Pre-amplifier Gain
3. Margin = Level Peak Reading – Limit

Remarks:

1. Level Average Reading (dBµV/m) = Raw Average Level + Correction Factor
2. Correction Factor (dB) = Antenna Factor + Cable Loss – Pre-amplifier Gain
3. Margin = Level Average Reading – Limit

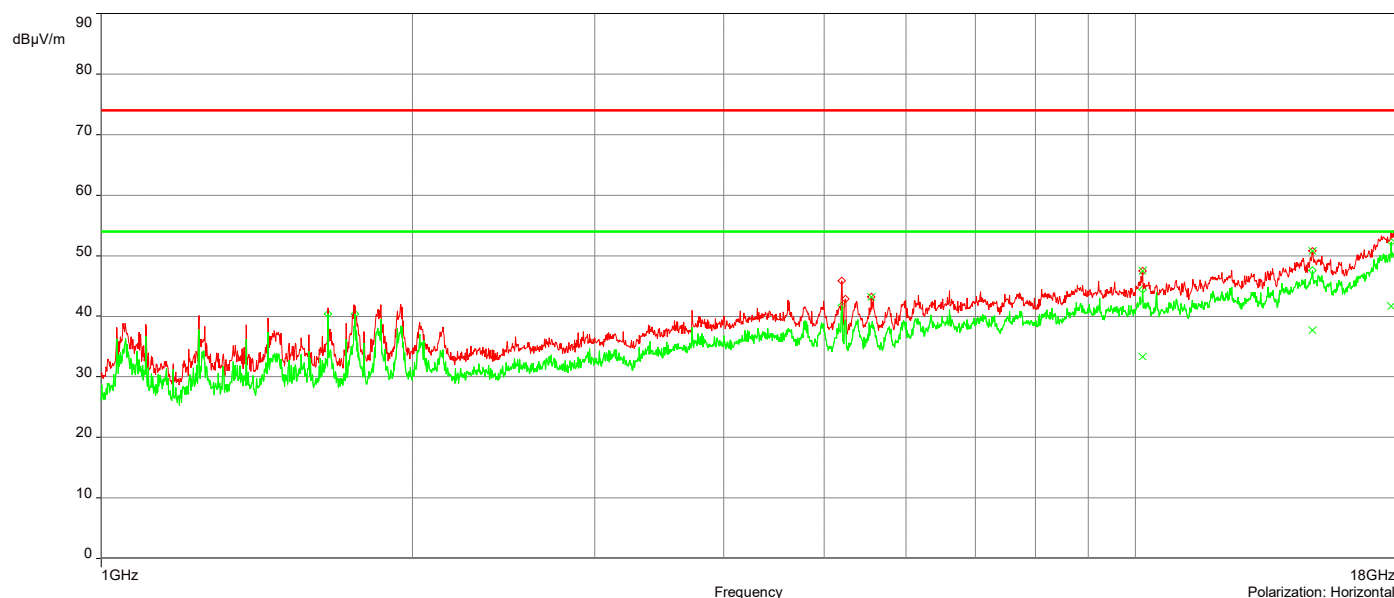
AH22100701-HAR-053#5_5G UNII-1 802.11a_Ch 48_1-18GHz

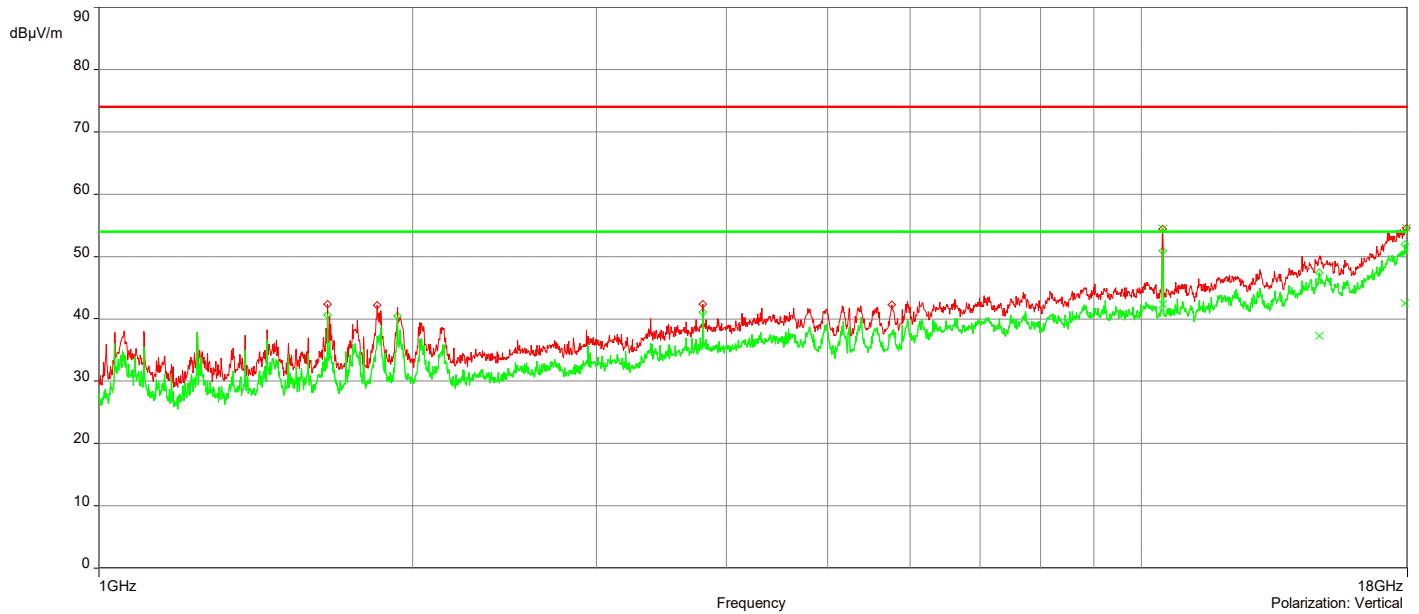
11/18/2022 6:45:20 PM

No	Frequency (MHz)	Level Peak Reading (dBμV/m)	Correction Factor (dB)	Limit dBμV/m	Margin (dB)	Height (m)	Angle (°)	Polarization	Judgement
1	10.484279GHz	54.38	9.46	68.23	-13.85	3.50	87.70	Vertical	Passed
2	17.957999GHz	54.60	20.87	74.00	-19.4	3.00	91.70	Vertical	Passed
3	5.5521339GHz	43.19	5.73	68.23	-25.04	1.00	80.70	Horizontal	Passed
4	10.160269GHz	47.47	10.07	68.23	-20.76	3.50	172.90	Horizontal	Passed
5	14.826907GHz	50.82	15.76	68.23	-17.41	4.00	226.40	Horizontal	Passed
6	17.9915GHz	55.13	21.25	74.00	-18.87	2.50	150.00	Horizontal	Passed

No	Frequency (MHz)	Level Average Reading (dBμV/m)	Correction Factor (dB)	Limit dBμV/m	Margin (dB)	Height (m)	Angle (°)	Polarization	Judgment
1	17.897997GHz	42.49	20.54	54.00	-11.51	1.00	47.90	Vertical	Passed

Overall Graphs:





Remarks:

1. Level Peak Reading (dBµV/m) = Raw Peak Level + Correction Factor
2. Correction Factor (dB) = Antenna Factor + Cable Loss – Preamplifier Gain
3. Margin = Level Peak Reading – Limit

Remarks:

1. Level Average Reading (dBµV/m) = Raw Average Level + Correction Factor
2. Correction Factor (dB) = Antenna Factor + Cable Loss – Preamplifier Gain
3. Margin = Level Average Reading – Limit

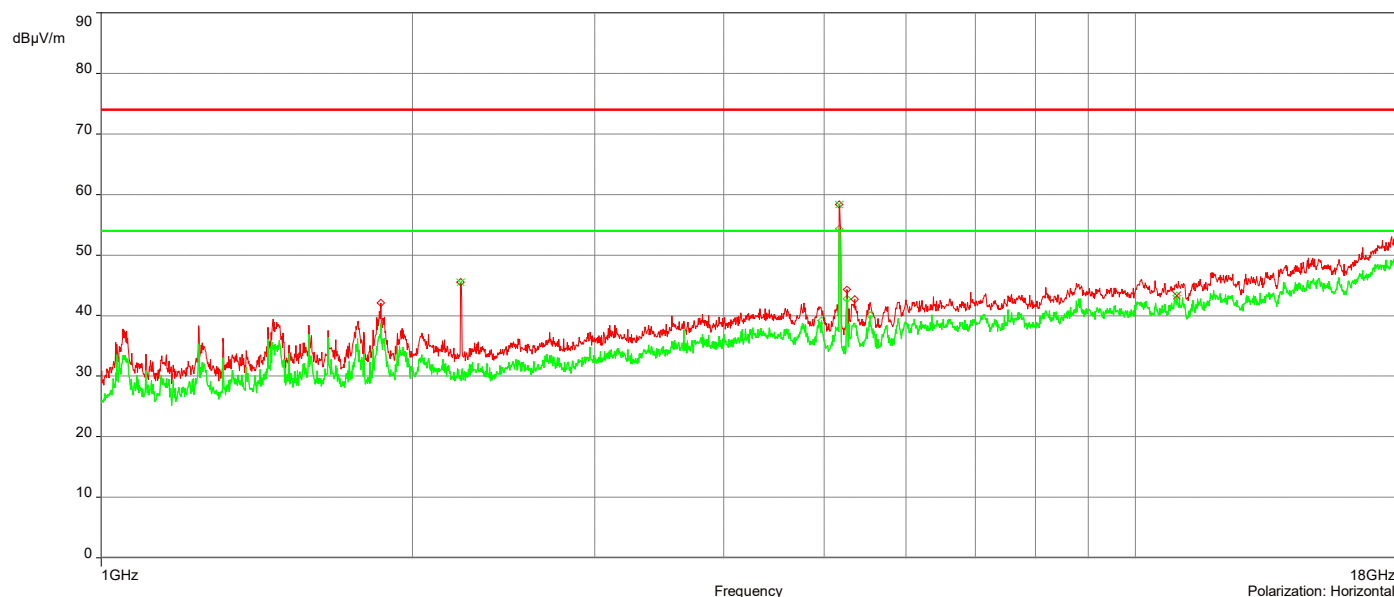
AH22100701-HAR-053#5_5G UNII-1 802.11ac Ch 36_1-18GHz

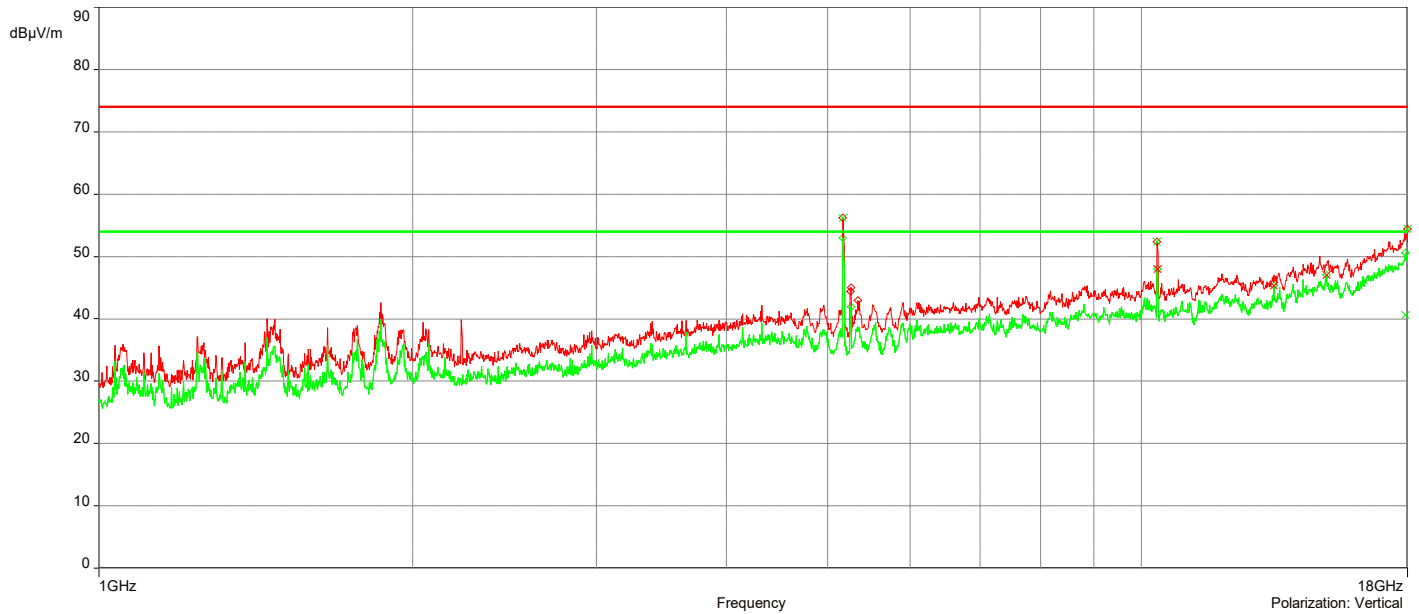
1/9/2023 3:51:31 PM

No	Frequency (MHz)	Level Peak Reading (dBμV/m)	Correction Factor (dB)	Limit dBμV/m	Margin (dB)	Height (m)	Angle (°)	Polarization	Judgement
1	5.1731227GHz	56.19	5.02	68.23	-12.04	3.50	196.80	Vertical	Passed
2	10.355775GHz	52.34	9.21	68.23	-15.89	3.50	94.90	Vertical	Passed
3	17.9925GHz	54.41	19.96	74.00	-19.59	2.50	83.30	Vertical	Passed
4	2.2270361GHz	45.49	-2.81	74.00	-28.51	4.00	0.10	Horizontal	Passed
5	5.1721227GHz	58.35	5.02	68.23	-9.88	2.50	133.70	Horizontal	Passed
6	17.957499GHz	54.23	19.41	74.00	-19.77	3.00	142.80	Horizontal	Passed

No	Frequency (MHz)	Level Average Reading (dBμV/m)	Correction Factor (dB)	Limit dBμV/m	Margin (dB)	Height (m)	Angle (°)	Polarization	Judgment
1	17.927998GHz	40.63	19.25	54.00	-13.37	3.00	59.10	Vertical	Passed
2	10.968793GHz	43.31	10.21	54.00	-10.69	1.00	150.00	Horizontal	Passed
3	17.987GHz	40.94	19.80	54.00	-13.06	2.50	319.90	Horizontal	Passed

Overall Graphs:





Remarks:

1. Level Peak Reading (dBµV/m) = Raw Peak Level + Correction Factor
2. Correction Factor (dB) = Antenna Factor + Cable Loss – Preamplifier Gain
3. Margin = Level Peak Reading – Limit

Remarks:

1. Level Average Reading (dBµV/m) = Raw Average Level + Correction Factor
2. Correction Factor (dB) = Antenna Factor + Cable Loss – Preamplifier Gain
3. Margin = Level Average Reading – Limit

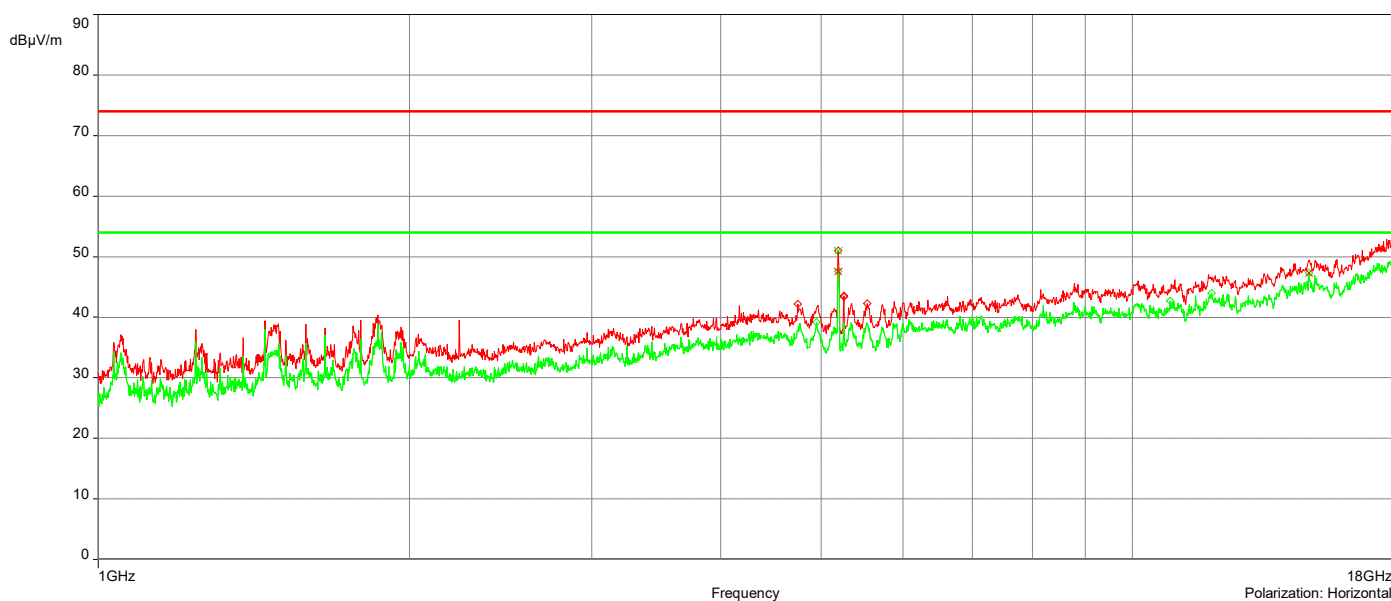
AH22100701-HAR-053#5_5G UNII-1 802.11ac_Ch 40_1-18GHz

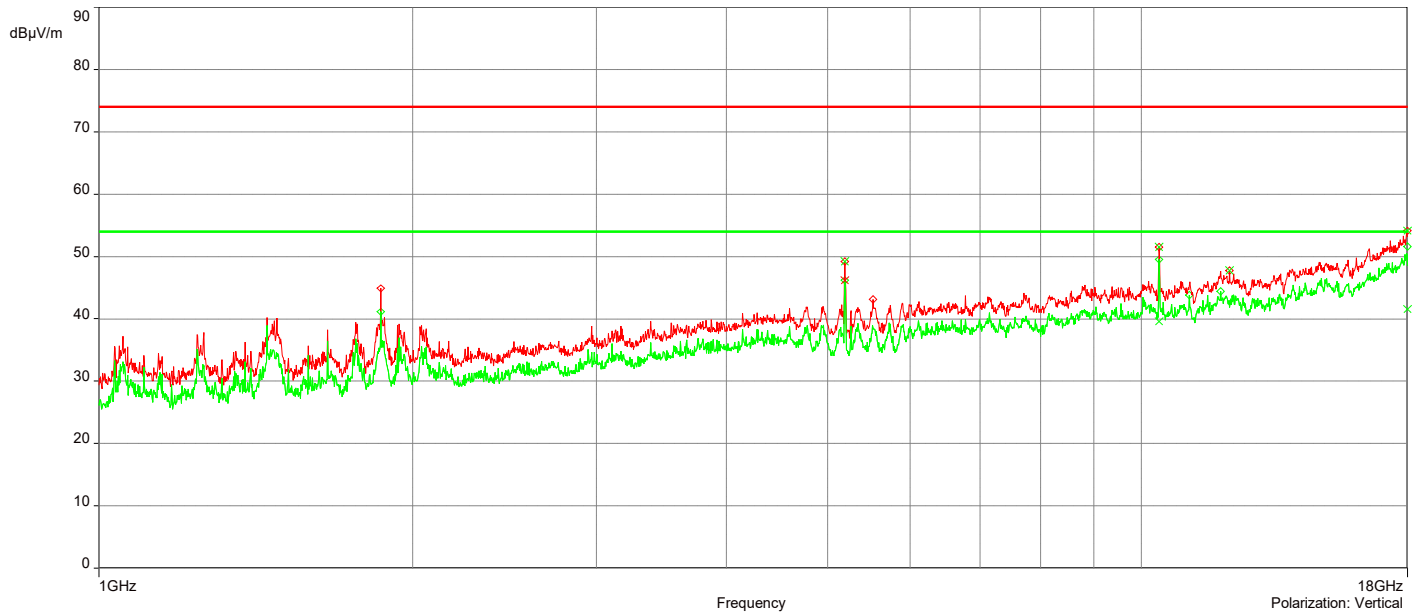
1/9/2023 4:13:24 PM

No	Frequency (MHz)	Level Peak Reading (dBμV/m)	Correction Factor (dB)	Limit dBμV/m	Margin (dB)	Height (m)	Angle (°)	Polarization	Judgement
1	5.1921233GHz	49.24	4.94	68.23	-18.99	3.50	194.00	Vertical	Passed
2	10.400276GHz	51.53	9.35	68.23	-16.7	2.50	81.90	Vertical	Passed
3	12.152828GHz	47.78	11.34	74.00	-26.22	2.00	170.20	Vertical	Passed
4	17.998GHz	54.13	20.10	74.00	-19.87	2.00	135.20	Vertical	Passed
5	5.1921233GHz	50.98	4.93	68.23	-17.25	3.00	45.50	Horizontal	Passed
6	17.993GHz	54.60	19.95	74.00	-19.4	4.00	73.40	Horizontal	Passed

No	Frequency (MHz)	Level Average Reading (dBμV/m)	Correction Factor (dB)	Limit dBμV/m	Margin (dB)	Height (m)	Angle (°)	Polarization	Judgment
1	17.998GHz	41.55	20.10	54.00	-12.45	2.00	135.20	Vertical	Passed
2	17.993GHz	41.25	19.95	54.00	-12.75	4.00	73.40	Horizontal	Passed

Overall Graphs:





Remarks:

1. Level Peak Reading (dBµV/m) = Raw Peak Level + Correction Factor
2. Correction Factor (dB) = Antenna Factor + Cable Loss – Pre-amplifier Gain
3. Margin = Level Peak Reading – Limit

Remarks:

1. Level Average Reading (dBµV/m) = Raw Average Level + Correction Factor
2. Correction Factor (dB) = Antenna Factor + Cable Loss – Pre-amplifier Gain
3. Margin = Level Average Reading – Limit

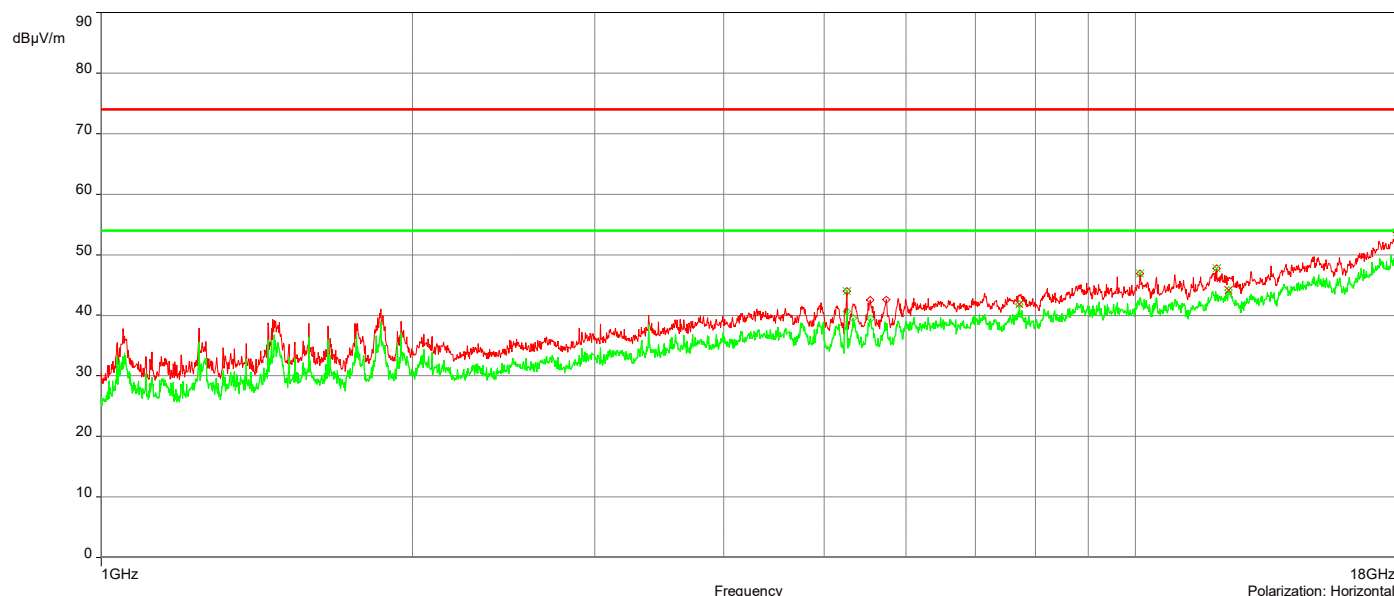
AH22100701-HAR-053#5_5G UNII-1 802.11ac_Ch 48_1-18GHz

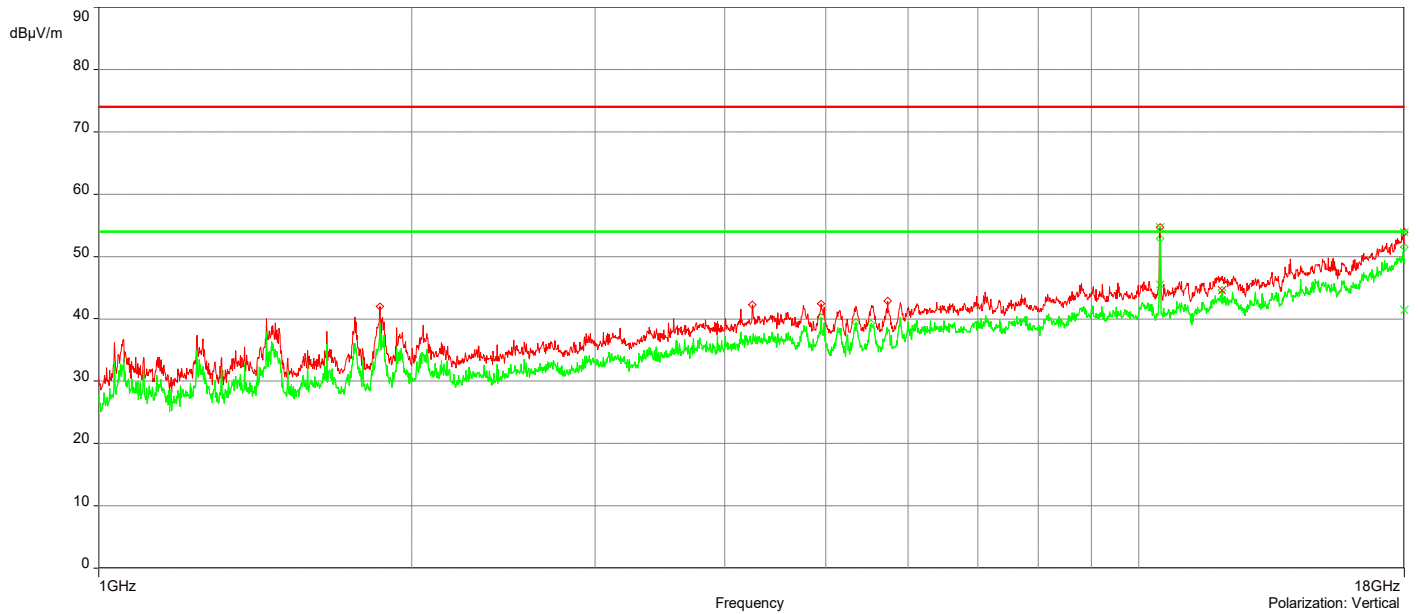
1/9/2023 4:46:19 PM

No	Frequency (MHz)	Level Peak Reading (dBμV/m)	Correction Factor (dB)	Limit dBμV/m	Margin (dB)	Height (m)	Angle (°)	Polarization	Judgement
1	10.485279GHz	54.70	9.43	68.23	-13.53	3.00	87.20	Vertical	Passed
2	17.9925GHz	53.93	19.96	74.00	-20.07	3.00	173.90	Vertical	Passed
3	5.2611253GHz	44.00	5.03	68.23	-24.23	1.00	267.50	Horizontal	Passed
4	10.103268GHz	46.88	9.75	68.23	-21.35	2.00	255.90	Horizontal	Passed
5	11.984823GHz	47.76	11.50	74.00	-26.24	3.50	273.50	Horizontal	Passed
6	17.904497GHz	53.77	19.03	74.00	-20.23	2.00	88.40	Horizontal	Passed

No	Frequency (MHz)	Level Average Reading (dBμV/m)	Correction Factor (dB)	Limit dBμV/m	Margin (dB)	Height (m)	Angle (°)	Polarization	Judgment
2	12.020824GHz	44.54	11.34	54.00	-9.46	2.00	336.70	Vertical	Passed
3	17.9925GHz	41.39	19.96	54.00	-12.61	3.00	173.90	Vertical	Passed
4	7.7271979GHz	41.86	8.05	54.00	-12.14	2.50	317.50	Horizontal	Passed
5	12.307833GHz	44.18	11.71	54.00	-9.82	1.50	4.50	Horizontal	Passed
6	17.954499GHz	40.71	19.38	54.00	-13.29	2.00	11.10	Horizontal	Passed

Overall Graphs:





Remarks:

1. Level Peak Reading (dBµV/m) = Raw Peak Level + Correction Factor
2. Correction Factor (dB) = Antenna Factor + Cable Loss – Preamplifier Gain
3. Margin = Level Peak Reading – Limit

Remarks:

1. Level Average Reading (dBµV/m) = Raw Average Level + Correction Factor
2. Correction Factor (dB) = Antenna Factor + Cable Loss – Preamplifier Gain
3. Margin = Level Average Reading – Limit

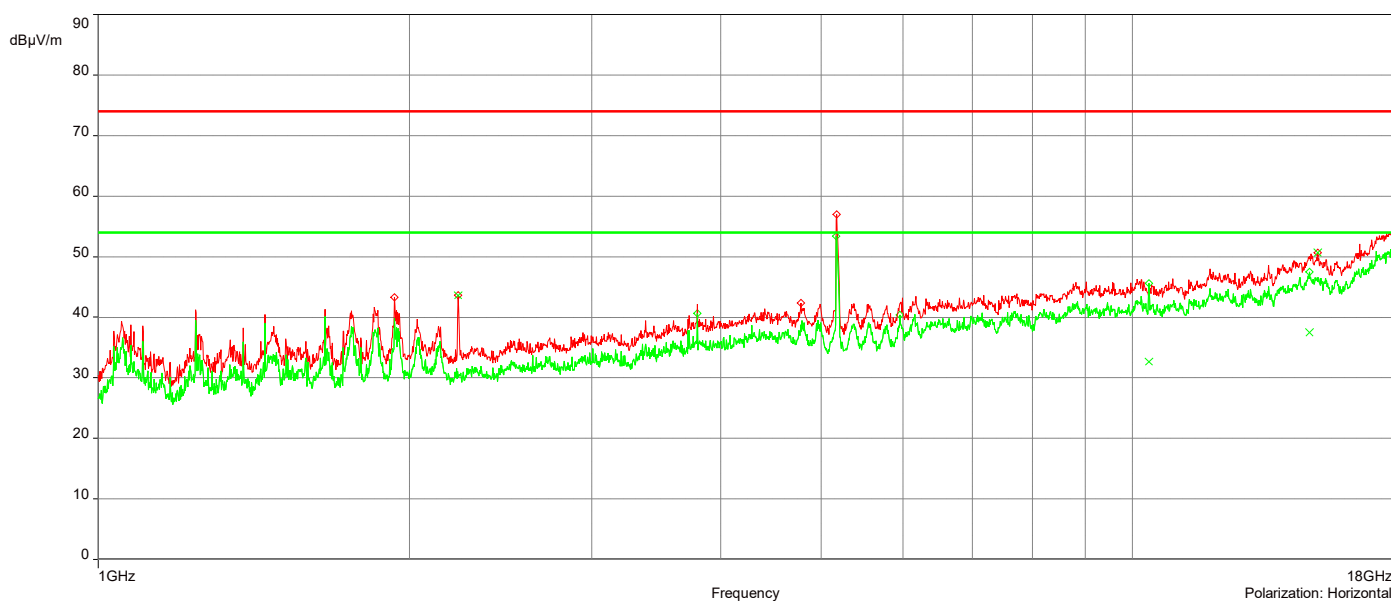
AH22100701-HAR-053#5_5G UNII-1 802.11ac_Ch 38_1-18GHz

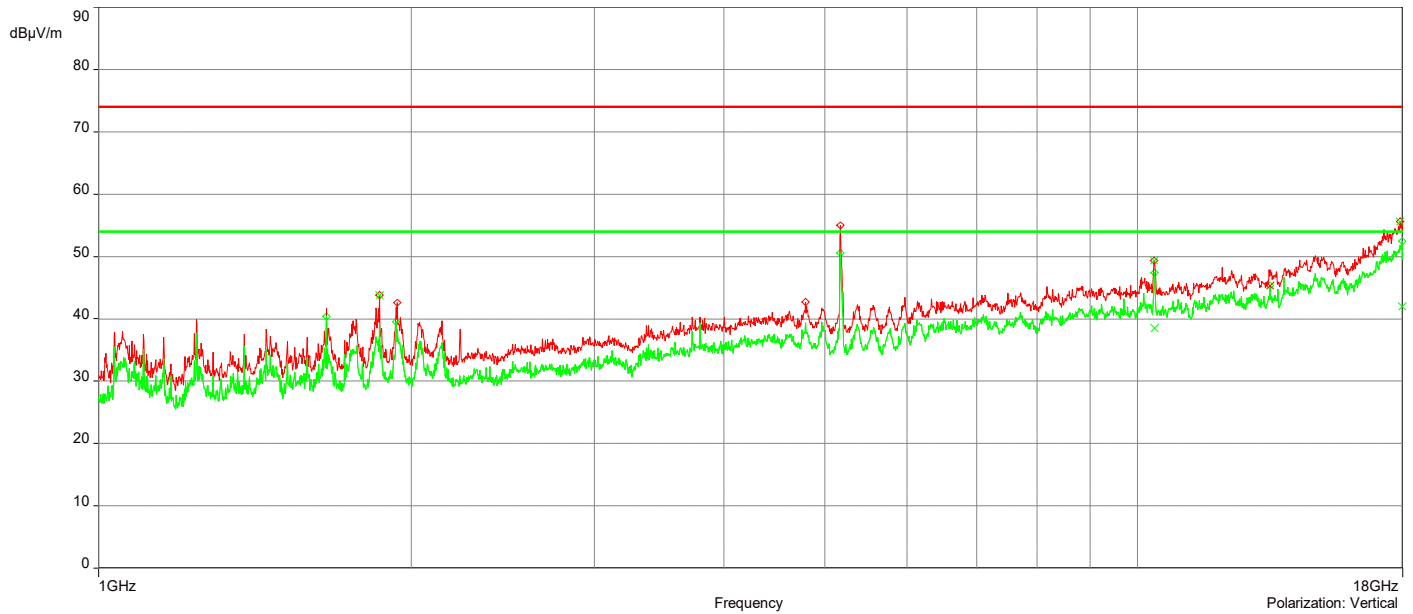
11/21/2022 1:25:30 PM

No	Frequency (MHz)	Level Peak Reading (dBμV/m)	Correction Factor (dB)	Limit dBμV/m	Margin (dB)	Height (m)	Angle (°)	Polarization	Judgement
1	1.8645254GHz	43.79	-4.55	68.23	-24.44	2.00	130.50	Vertical	Passed
2	10.374276GHz	49.39	9.38	68.23	-18.84	3.50	88.40	Vertical	Passed
3	17.893997GHz	55.61	20.51	74.00	-18.39	3.50	8.30	Vertical	Passed
4	2.2280361GHz	43.68	-2.80	74.00	-30.32	3.00	359.90	Horizontal	Passed
5	15.106915GHz	50.66	14.89	68.23	-17.57	3.50	169.90	Horizontal	Passed
6	17.9965GHz	55.42	21.36	74.00	-18.58	4.00	145.90	Horizontal	Passed

No	Frequency (MHz)	Level Average Reading (dBμV/m)	Correction Factor (dB)	Limit dBμV/m	Margin (dB)	Height (m)	Angle (°)	Polarization	Judgment
1	17.976499GHz	42.03	21.00	54.00	-11.97	3.00	78.10	Vertical	Passed
2	17.9965GHz	42.92	21.36	54.00	-11.08	4.00	145.90	Horizontal	Passed

Overall Graphs:





Remarks:

1. Level Peak Reading (dBµV/m) = Raw Peak Level + Correction Factor
2. Correction Factor (dB) = Antenna Factor + Cable Loss – Pre-amplifier Gain
3. Margin = Level Peak Reading – Limit

Remarks:

1. Level Average Reading (dBµV/m) = Raw Average Level + Correction Factor
2. Correction Factor (dB) = Antenna Factor + Cable Loss – Pre-amplifier Gain
3. Margin = Level Average Reading – Limit

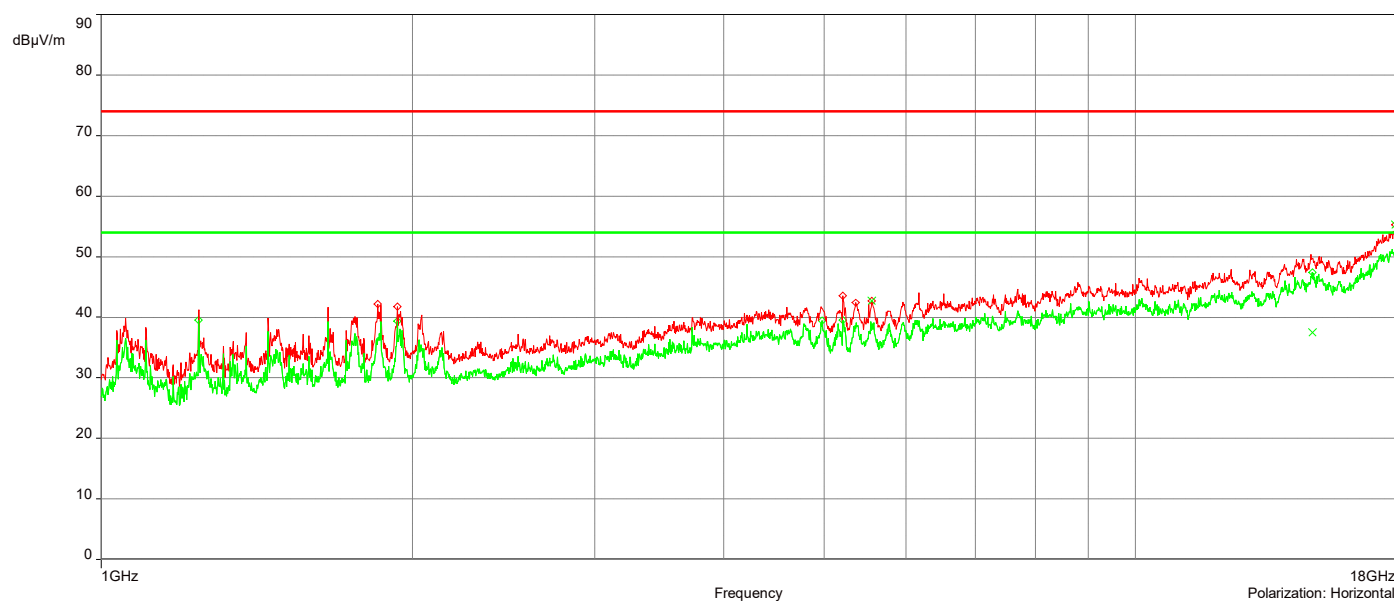
AH22100701-HAR-053#5_5G UNII-1 802.11ac_Ch 46_1-18GHz

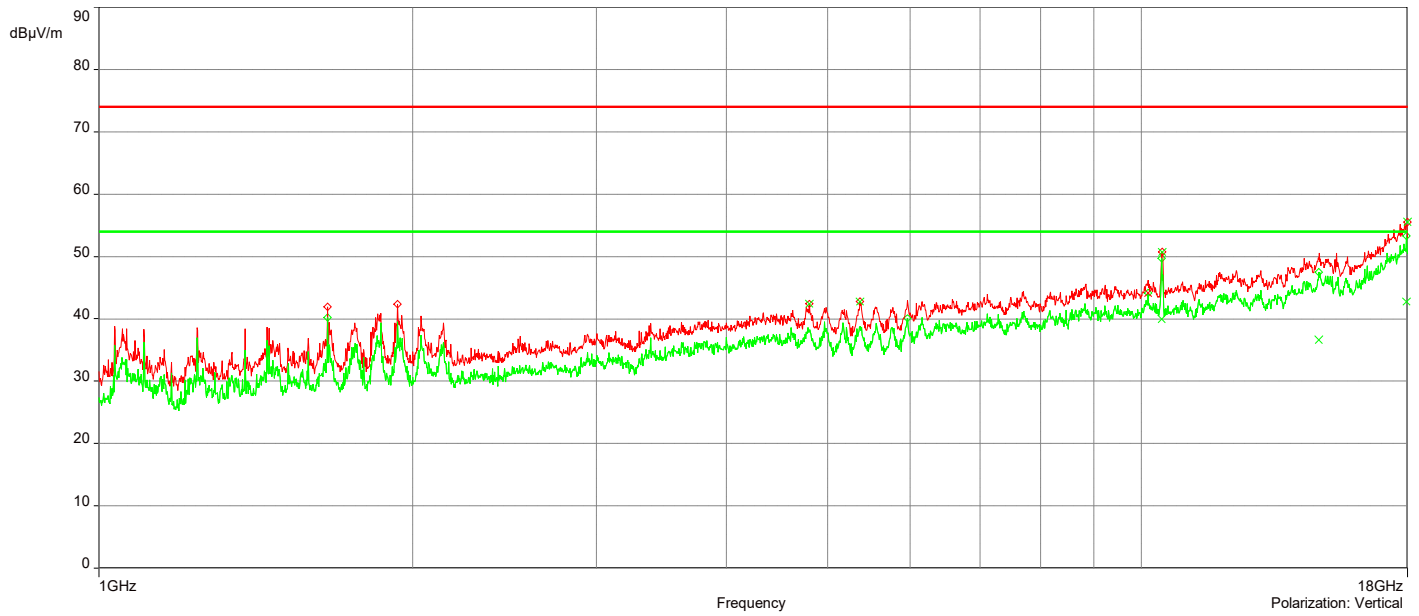
11/21/2022 1:53:30 PM

No	Frequency (MHz)	Level Peak Reading (dBμV/m)	Correction Factor (dB)	Limit dBμV/m	Margin (dB)	Height (m)	Angle (°)	Polarization	Judgement
1	4.8051119GHz	42.43	4.98	74.00	-31.57	3.50	26.90	Vertical	Passed
2	5.3736286GHz	42.75	5.64	74.00	-31.25	3.50	87.40	Vertical	Passed
3	10.469279GHz	50.70	9.49	68.23	-17.53	4.00	70.50	Vertical	Passed
4	17.991GHz	55.56	21.27	74.00	-18.44	2.00	148.60	Vertical	Passed
5	5.5611342GHz	42.71	5.73	68.23	-25.52	3.50	186.30	Horizontal	Passed
6	17.842495GHz	55.25	20.12	74.00	-18.75	1.00	230.20	Horizontal	Passed

No	Frequency (MHz)	Level Average Reading (dBμV/m)	Correction Factor (dB)	Limit dBμV/m	Margin (dB)	Height (m)	Angle (°)	Polarization	Judgment
1	17.960499GHz	42.74	20.89	54.00	-11.26	4.00	230.10	Vertical	Passed
2	17.998GHz	42.45	21.40	54.00	-11.55	1.00	230.10	Horizontal	Passed

Overall Graphs:





Remarks:

1. Level Peak Reading (dBµV/m) = Raw Peak Level + Correction Factor
2. Correction Factor (dB) = Antenna Factor + Cable Loss – Preamplifier Gain
3. Margin = Level Peak Reading – Limit

Remarks:

1. Level Average Reading (dBµV/m) = Raw Average Level + Correction Factor
2. Correction Factor (dB) = Antenna Factor + Cable Loss – Preamplifier Gain
3. Margin = Level Average Reading – Limit

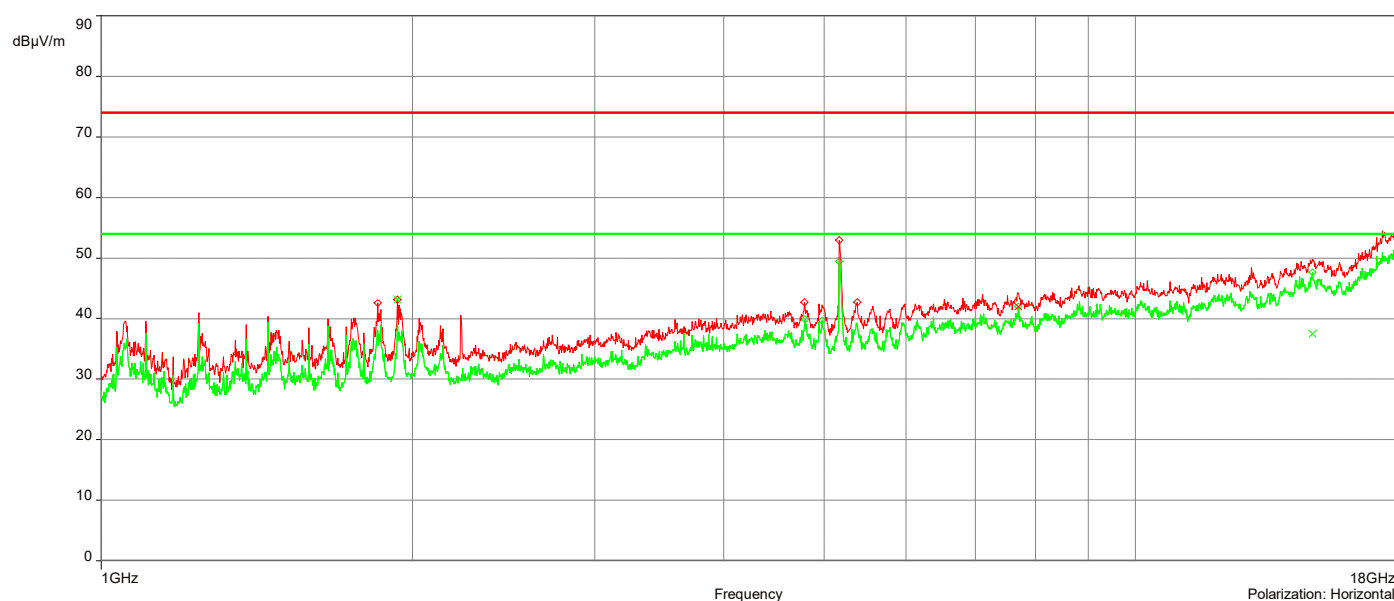
AH22100701-HAR-053#5_5G UNII-1 802.11ac_Ch 42_1-18GHz

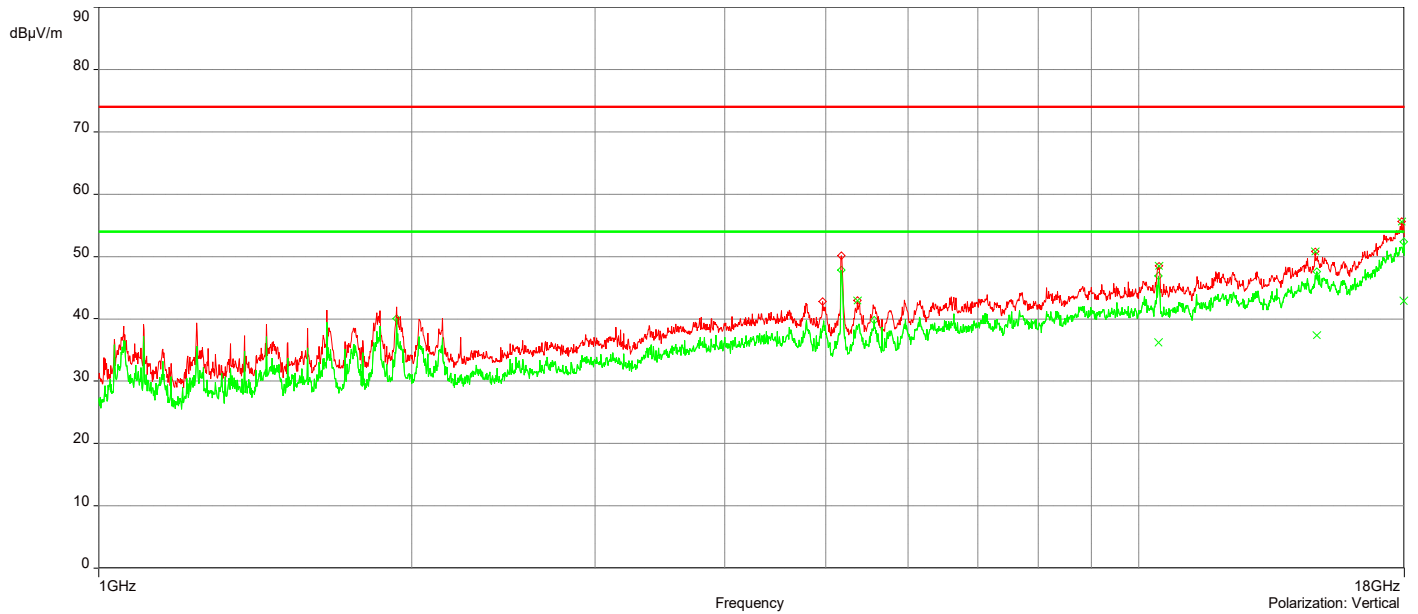
11/21/2022 2:15:44 PM

No	Frequency (MHz)	Level Peak Reading (dBμV/m)	Correction Factor (dB)	Limit dBμV/m	Margin (dB)	Height (m)	Angle (°)	Polarization	Judgement
1	5.3641284GHz	42.93	5.62	74.00	-31.07	1.50	318.90	Vertical	Passed
2	10.459278GHz	48.51	9.49	68.23	-19.72	3.50	83.90	Vertical	Passed
3	14.782905GHz	50.85	15.17	68.23	-17.38	3.50	57.70	Vertical	Passed
4	17.894997GHz	55.66	20.52	74.00	-18.34	4.00	323.50	Vertical	Passed
5	1.9330274GHz	43.16	-4.05	68.23	-25.07	3.00	63.70	Horizontal	Passed
6	17.959999GHz	54.96	20.83	74.00	-19.04	3.50	42.10	Horizontal	Passed

No	Frequency (MHz)	Level Average Reading (dBμV/m)	Correction Factor (dB)	Limit dBμV/m	Margin (dB)	Height (m)	Angle (°)	Polarization	Judgment
1	17.989GHz	42.90	21.22	54.00	-11.10	2.50	359.90	Vertical	Passed
2	7.7086973GHz	41.98	8.10	54.00	-12.02	1.00	310.70	Horizontal	Passed
3	17.989GHz	42.46	21.19	54.00	-11.54	2.50	314.10	Horizontal	Passed

Overall Graphs:





Remarks:

1. Level Peak Reading (dBµV/m) = Raw Peak Level + Correction Factor
2. Correction Factor (dB) = Antenna Factor + Cable Loss – Preamplifier Gain
3. Margin = Level Peak Reading – Limit

Remarks:

1. Level Average Reading (dBµV/m) = Raw Average Level + Correction Factor
2. Correction Factor (dB) = Antenna Factor + Cable Loss – Preamplifier Gain
3. Margin = Level Average Reading – Limit

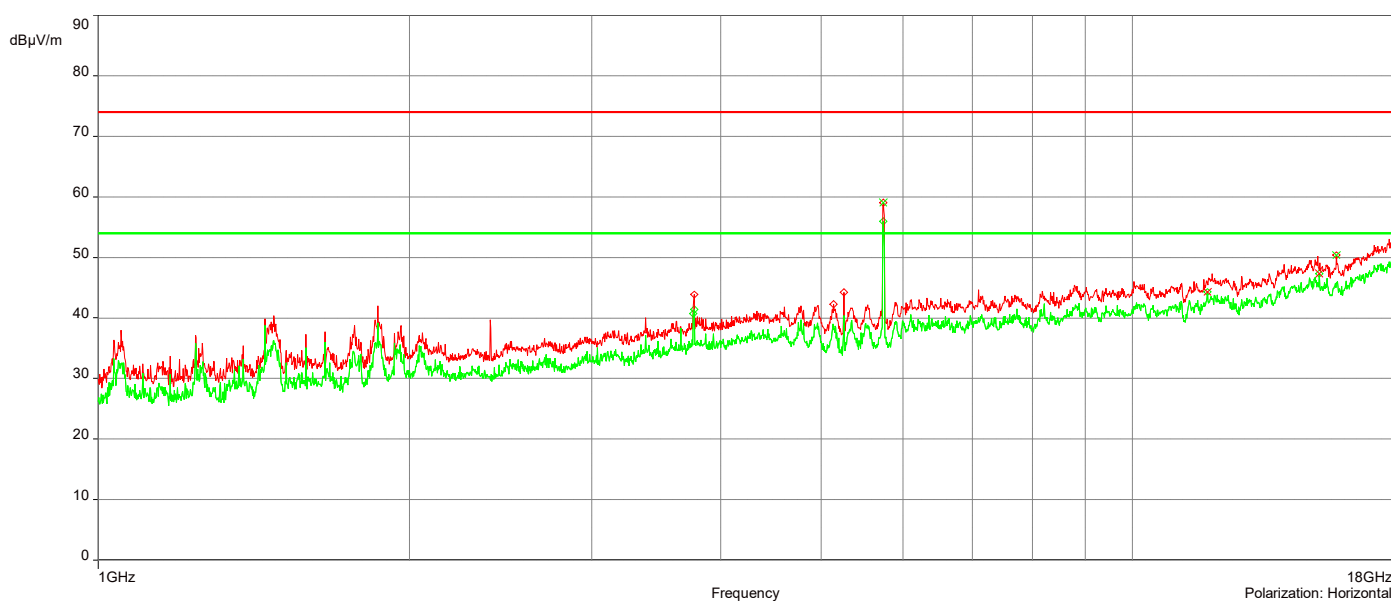
AH22100701-HAR-053#5_5G UNII-3 802.11a_Ch 149_1-18GHz

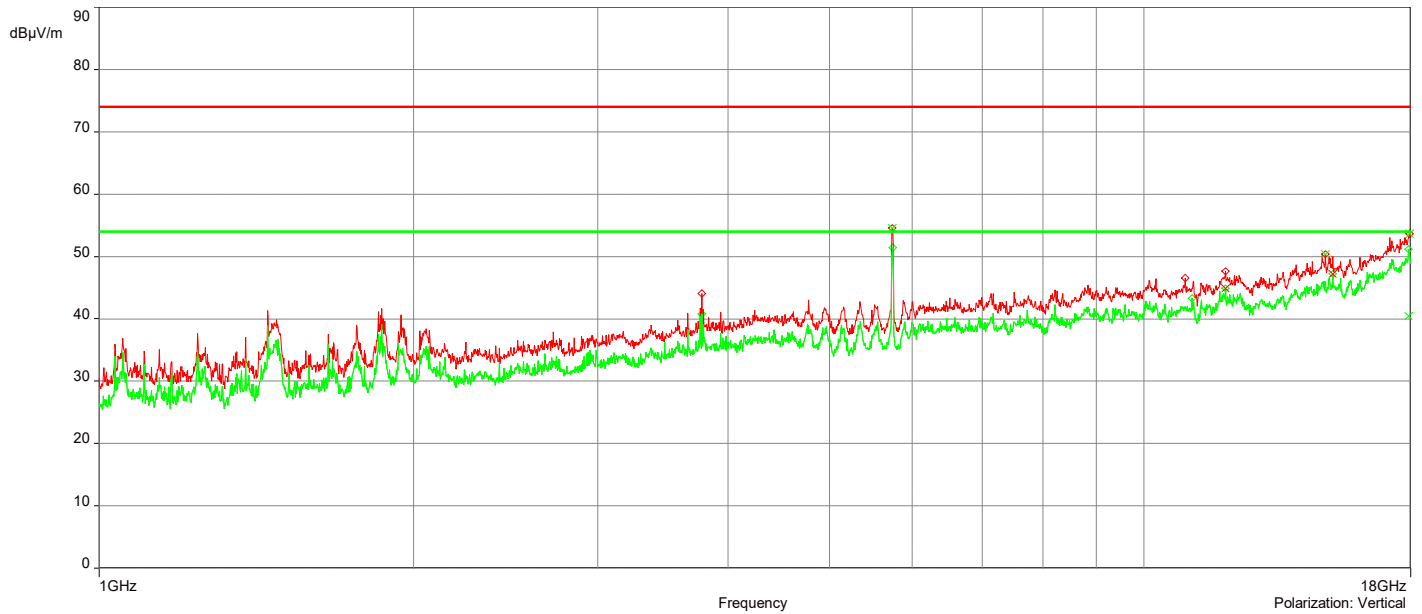
1/9/2023 12:49:45 PM

No	Frequency (MHz)	Level Peak Reading (dBμV/m)	Correction Factor (dB)	Limit dBμV/m	Margin (dB)	Height (m)	Angle (°)	Polarization	Judgement
1	5.7421395GHz	54.58	5.56	68.23	-13.65	2.50	247.00	Vertical	Passed
2	14.920409GHz	50.37	14.14	68.23	-17.86	1.50	0.10	Vertical	Passed
3	17.956999GHz	53.69	19.47	74.00	-20.31	4.00	167.50	Vertical	Passed
4	5.7431395GHz	59.05	5.47	68.23	-9.18	1.00	80.60	Horizontal	Passed
5	15.743934GHz	50.38	14.93	74.00	-23.62	4.00	313.10	Horizontal	Passed
6	17.956499GHz	54.09	19.40	74.00	-19.91	1.00	346.90	Horizontal	Passed

No	Frequency (MHz)	Level Average Reading (dBμV/m)	Correction Factor (dB)	Limit dBμV/m	Margin (dB)	Height (m)	Angle (°)	Polarization	Judgment
1	11.968323GHz	44.89	11.66	54.00	-9.11	2.50	50.30	Vertical	Passed
2	17.908997GHz	40.49	19.13	54.00	-13.51	2.00	319.90	Vertical	Passed
3	11.823818GHz	44.33	11.14	54.00	-9.67	3.00	359.90	Horizontal	Passed
4	17.956499GHz	40.94	19.40	54.00	-13.06	1.00	346.90	Horizontal	Passed

Overall Graphs:





Remarks:

1. Level Peak Reading (dBµV/m) = Raw Peak Level + Correction Factor
2. Correction Factor (dB) = Antenna Factor + Cable Loss – Pre-amplifier Gain
3. Margin = Level Peak Reading – Limit

Remarks:

1. Level Average Reading (dBµV/m) = Raw Average Level + Correction Factor
2. Correction Factor (dB) = Antenna Factor + Cable Loss – Pre-amplifier Gain
3. Margin = Level Average Reading – Limit

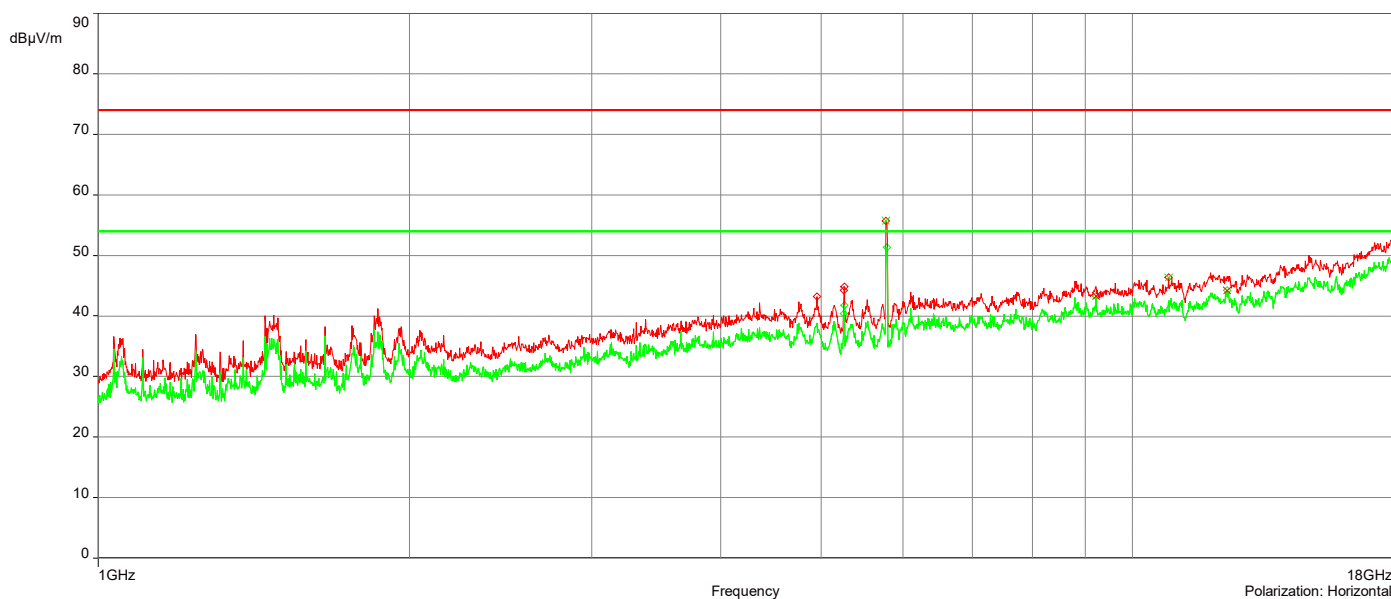
AH22100701-HAR-053#5_5G UNII-3 802.11a_Ch 157_1-18GHz

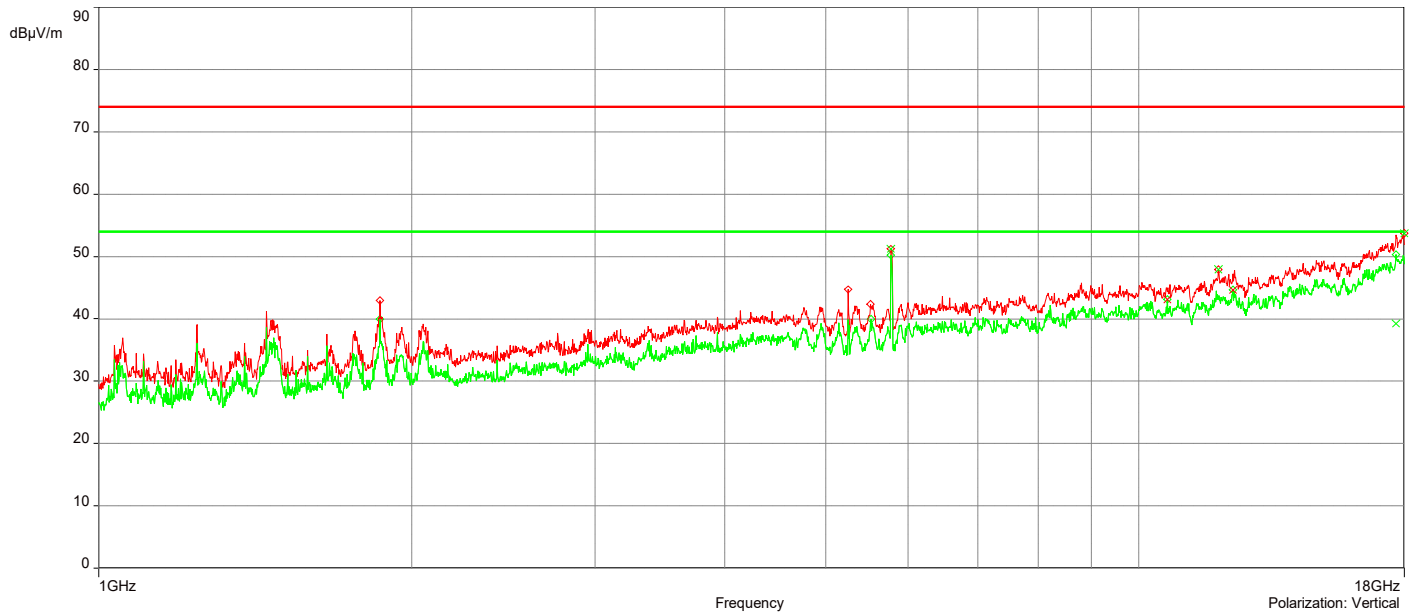
1/9/2023 1:26:54 PM

No	Frequency (MHz)	Level Peak Reading (dBμV/m)	Correction Factor (dB)	Limit dBμV/m	Margin (dB)	Height (m)	Angle (°)	Polarization	Judgement
1	5.7771405GHz	51.24	5.35	68.23	-16.99	3.50	183.70	Vertical	Passed
2	11.924821GHz	47.92	11.77	74.00	-26.08	1.00	308.20	Vertical	Passed
3	17.995GHz	53.72	20.02	74.00	-20.28	1.50	337.30	Vertical	Passed
4	5.7771405GHz	55.67	5.39	68.23	-12.56	1.00	85.10	Horizontal	Passed
5	10.834789GHz	46.35	9.98	74.00	-27.65	1.50	303.20	Horizontal	Passed
6	17.995GHz	53.57	20.00	74.00	-20.43	3.00	298.00	Horizontal	Passed

No	Frequency (MHz)	Level Average Reading (dBμV/m)	Correction Factor (dB)	Limit dBμV/m	Margin (dB)	Height (m)	Angle (°)	Polarization	Judgment
1	10.656284GHz	43.15	9.33	54.00	-10.85	1.50	359.90	Vertical	Passed
2	12.324333GHz	44.64	11.83	54.00	-9.36	2.00	356.50	Vertical	Passed
3	12.351834GHz	44.22	11.80	54.00	-9.78	3.00	183.80	Horizontal	Passed
4	17.995GHz	41.56	20.00	54.00	-12.44	3.00	298.00	Horizontal	Passed

Overall Graphs:





Remarks:

1. Level Peak Reading (dBµV/m) = Raw Peak Level + Correction Factor
2. Correction Factor (dB) = Antenna Factor + Cable Loss – Pre-amplifier Gain
3. Margin = Level Peak Reading – Limit

Remarks:

1. Level Average Reading (dBµV/m) = Raw Average Level + Correction Factor
2. Correction Factor (dB) = Antenna Factor + Cable Loss – Pre-amplifier Gain
3. Margin = Level Average Reading – Limit

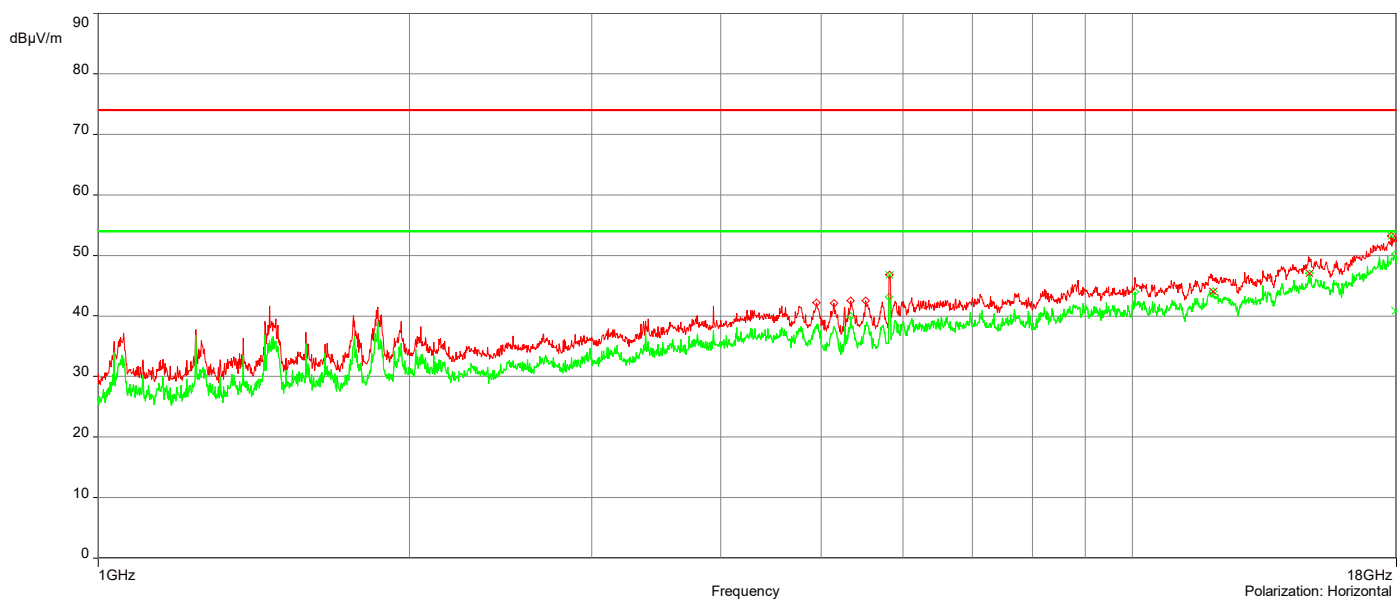
AH22100701-HAR-053#5_5G UNII-3 802.11a_Ch 165_1-18GHz

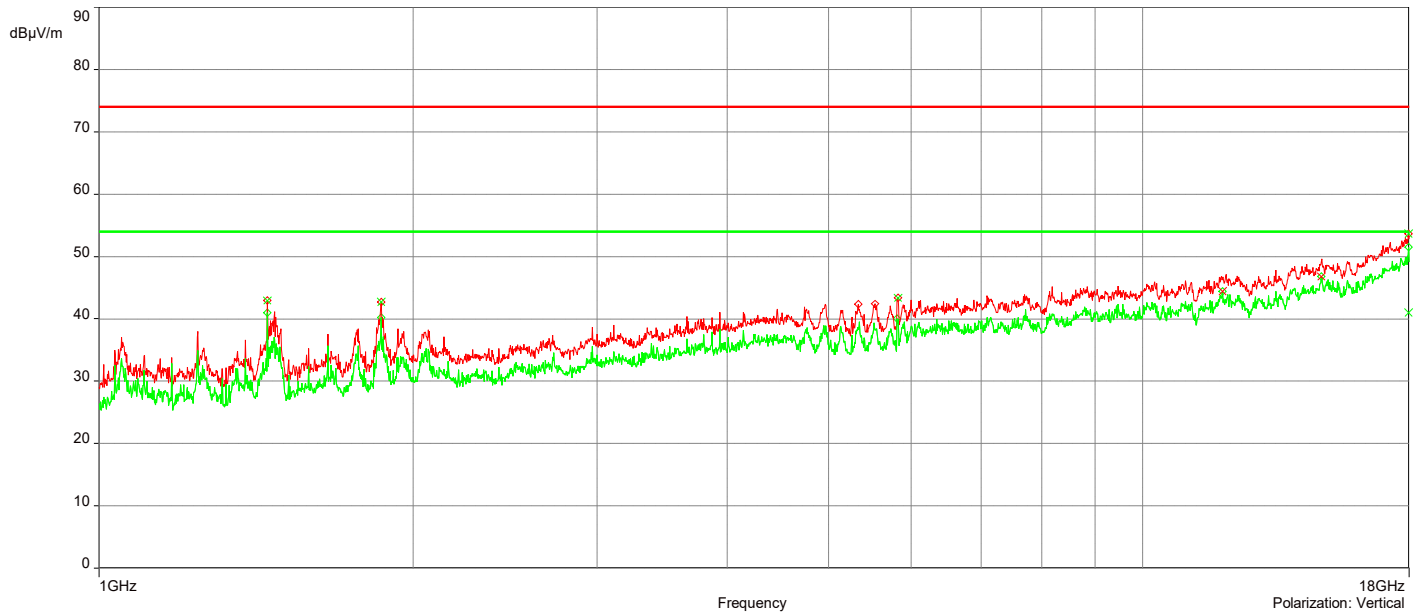
1/9/2023 1:45:41 PM

No	Frequency (MHz)	Level Peak Reading (dBμV/m)	Correction Factor (dB)	Limit dBμV/m	Margin (dB)	Height (m)	Angle (°)	Polarization	Judgement
1	1.4500132GHz	42.98	-7.01	74.00	-31.02	3.00	126.20	Vertical	Passed
2	1.8640254GHz	42.67	-4.57	68.23	-25.56	3.00	81.20	Vertical	Passed
3	5.826642GHz	43.35	5.55	68.23	-24.88	3.00	166.10	Vertical	Passed
4	17.987GHz	53.68	19.83	74.00	-20.32	3.00	338.90	Vertical	Passed
5	5.8231419GHz	46.80	5.65	68.23	-21.43	3.00	64.30	Horizontal	Passed
6	17.789494GHz	53.19	18.37	74.00	-20.81	3.00	171.40	Horizontal	Passed

No	Frequency (MHz)	Level Average Reading (dBμV/m)	Correction Factor (dB)	Limit dBμV/m	Margin (dB)	Height (m)	Angle (°)	Polarization	Judgment
1	11.932822GHz	44.43	11.76	54.00	-9.57	4.00	326.60	Vertical	Passed
2	17.987GHz	41.01	19.83	54.00	-12.99	3.00	338.90	Vertical	Passed
3	11.973323GHz	44.06	11.57	54.00	-9.94	1.50	201.20	Horizontal	Passed
4	17.966999GHz	40.84	19.50	54.00	-13.16	4.00	282.10	Horizontal	Passed

Overall Graphs:





Remarks:

1. Level Peak Reading (dBµV/m) = Raw Peak Level + Correction Factor
2. Correction Factor (dB) = Antenna Factor + Cable Loss – Preamplifier Gain
3. Margin = Level Peak Reading – Limit

Remarks:

1. Level Average Reading (dBµV/m) = Raw Average Level + Correction Factor
2. Correction Factor (dB) = Antenna Factor + Cable Loss – Preamplifier Gain
3. Margin = Level Average Reading – Limit

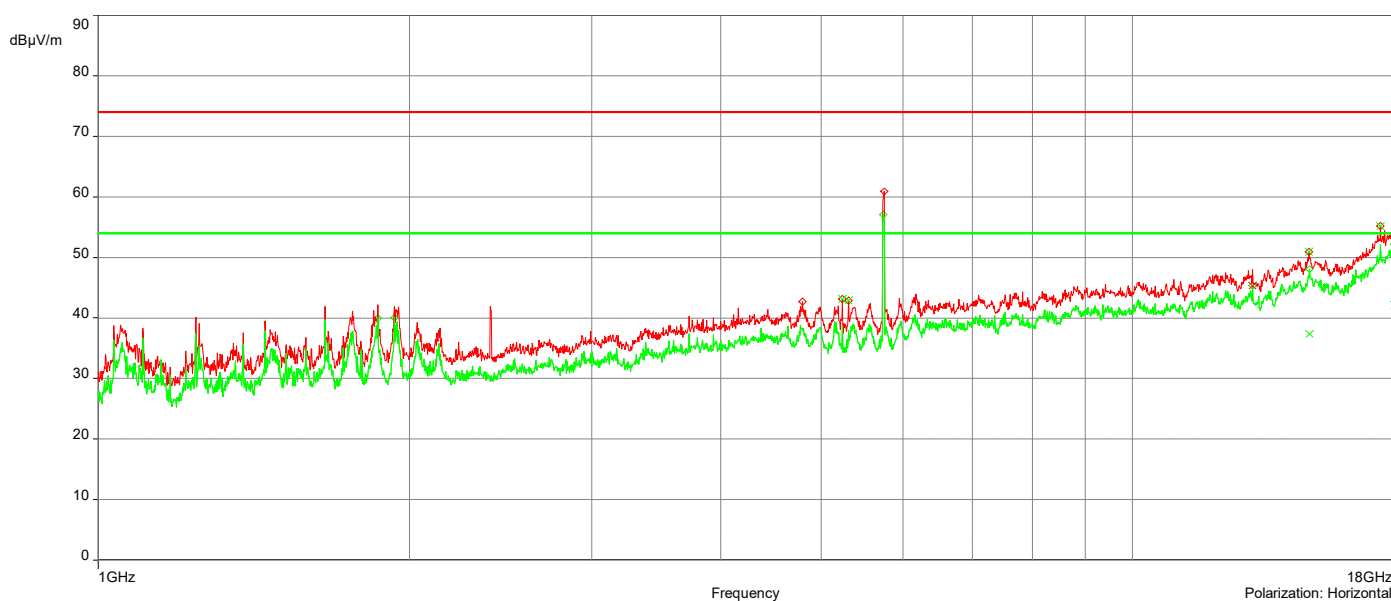
AH22100701-HAR-053#5_5G UNII-3 802.11n_Ch 149_1-18GHz

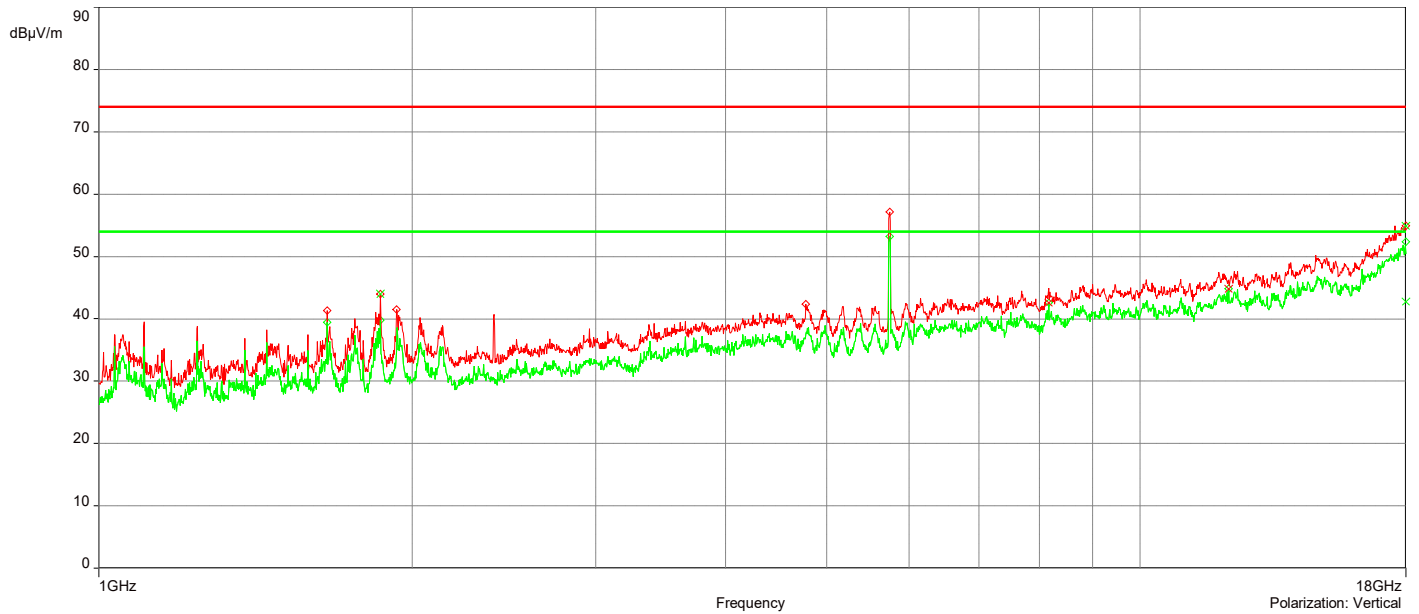
11/18/2022 3:58:43 PM

No	Frequency (MHz)	Level Peak Reading (dBμV/m)	Correction Factor (dB)	Limit dBμV/m	Margin (dB)	Height (m)	Angle (°)	Polarization	Judgement
1	1.8640254GHz	44.02	-4.56	68.23	-24.21	2.00	126.30	Vertical	Passed
2	17.9985GHz	54.97	21.43	74.00	-19.03	1.50	273.10	Vertical	Passed
3	5.2451249GHz	43.10	5.04	68.23	-25.13	1.50	323.90	Horizontal	Passed
4	5.316627GHz	42.87	5.43	68.23	-25.36	1.00	23.70	Horizontal	Passed
5	14.816906GHz	50.87	15.65	68.23	-17.36	4.00	266.40	Horizontal	Passed
6	17.370481GHz	55.20	18.54	68.23	-13.03	4.00	67.90	Horizontal	Passed

No	Frequency (MHz)	Level Average Reading (dBμV/m)	Correction Factor (dB)	Limit dBμV/m	Margin (dB)	Height (m)	Angle (°)	Polarization	Judgment
1	8.1697109GHz	42.58	7.42	54.00	-11.42	3.00	132.50	Vertical	Passed
2	12.156828GHz	44.87	11.60	54.00	-9.13	1.00	2.30	Vertical	Passed
3	17.9985GHz	42.80	21.43	54.00	-11.20	1.50	273.10	Vertical	Passed
4	17.928498GHz	42.07	20.64	54.00	-11.93	4.00	241.10	Horizontal	Passed

Overall Graphs:





Remarks:

1. Level Peak Reading (dBµV/m) = Raw Peak Level + Correction Factor
2. Correction Factor (dB) = Antenna Factor + Cable Loss – Pre-amplifier Gain
3. Margin = Level Peak Reading – Limit

Remarks:

1. Level Average Reading (dBµV/m) = Raw Average Level + Correction Factor
2. Correction Factor (dB) = Antenna Factor + Cable Loss – Pre-amplifier Gain
3. Margin = Level Average Reading – Limit

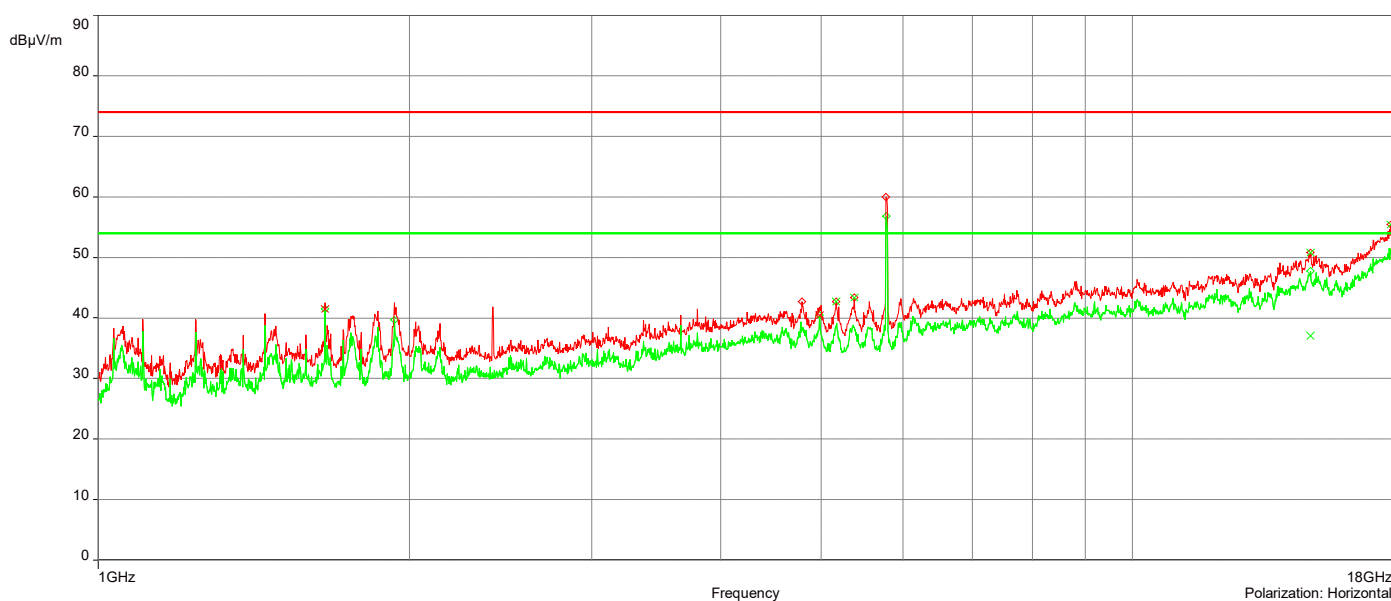
AH22100701-HAR-053#5_5G UNII-3 802.11n_Ch 157_1-18GHz

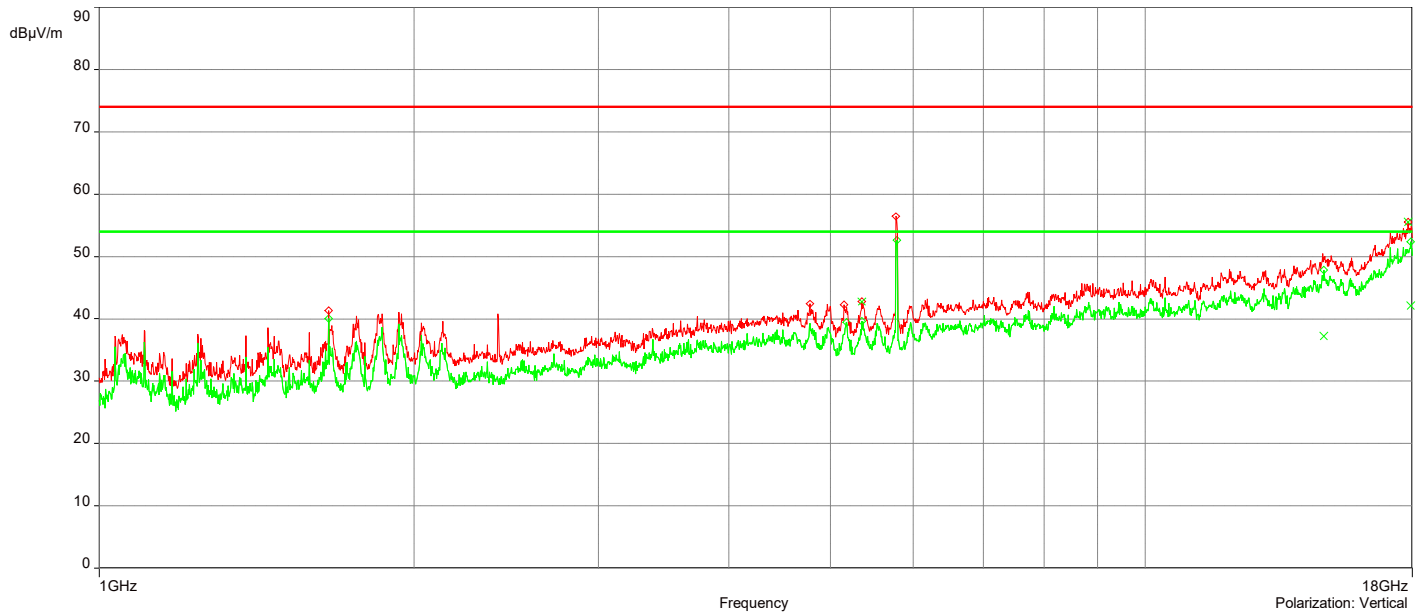
11/18/2022 2:52:37 PM

No	Frequency (MHz)	Level Peak Reading (dBμV/m)	Correction Factor (dB)	Limit dBμV/m	Margin (dB)	Height (m)	Angle (°)	Polarization	Judgement
1	5.3566281GHz	42.82	5.60	74.00	-31.18	1.00	268.50	Vertical	Passed
2	17.842995GHz	55.54	20.18	74.00	-18.46	3.50	31.80	Vertical	Passed
3	5.1676226GHz	42.70	5.02	68.23	-25.53	2.00	118.90	Horizontal	Passed
4	5.3811289GHz	43.39	5.67	74.00	-30.61	2.50	25.10	Horizontal	Passed
5	14.867908GHz	50.84	15.27	68.23	-17.39	2.00	267.20	Horizontal	Passed
6	17.770993GHz	55.44	19.71	74.00	-18.56	4.00	350.40	Horizontal	Passed

No	Frequency (MHz)	Level Average Reading (dBμV/m)	Correction Factor (dB)	Limit dBμV/m	Margin (dB)	Height (m)	Angle (°)	Polarization	Judgment
1	17.930998GHz	42.12	20.72	54.00	-11.88	3.00	152.90	Vertical	Passed
2	4.9856172GHz	40.43	5.27	54.00	-13.57	1.50	287.40	Horizontal	Passed
3	14.867908GHz	37.05	15.27	54.00	-16.95	2.00	267.20	Horizontal	Passed
4	17.988GHz	42.75	21.17	54.00	-11.25	2.00	47.10	Horizontal	Passed

Overall Graphs:





Remarks:

1. Level Peak Reading (dBµV/m) = Raw Peak Level + Correction Factor
2. Correction Factor (dB) = Antenna Factor + Cable Loss – Preamplifier Gain
3. Margin = Level Peak Reading – Limit

Remarks:

1. Level Average Reading (dBµV/m) = Raw Average Level + Correction Factor
2. Correction Factor (dB) = Antenna Factor + Cable Loss – Preamplifier Gain
3. Margin = Level Average Reading – Limit

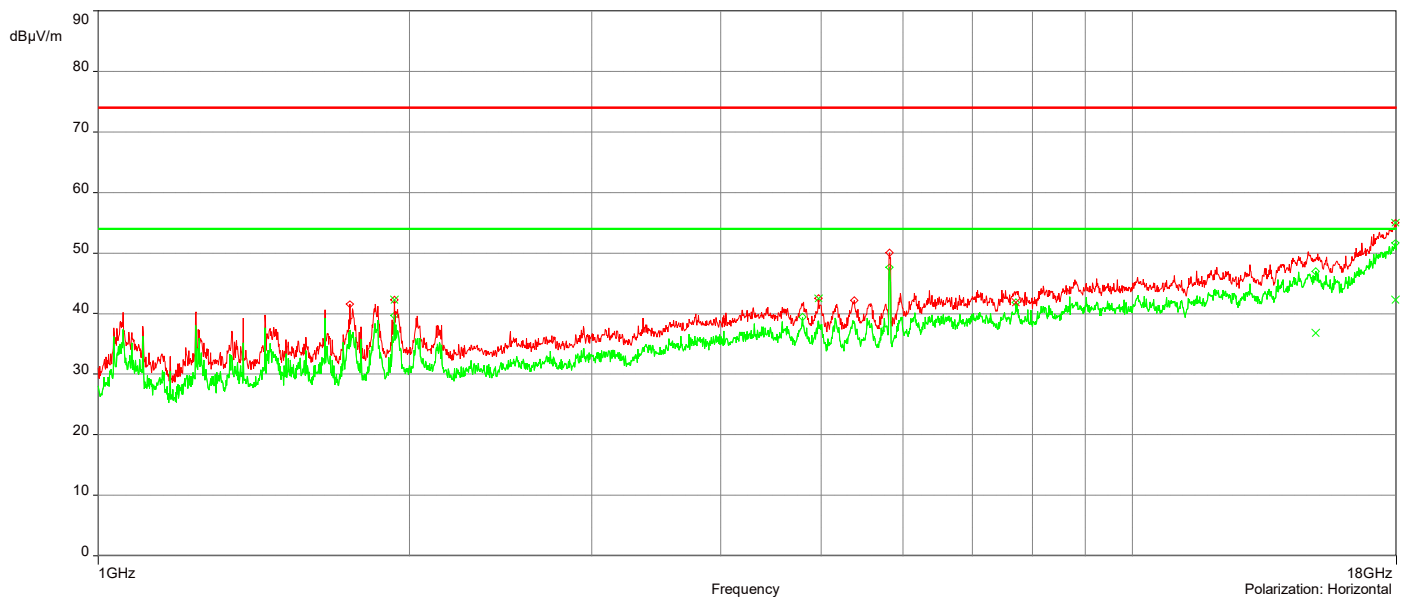
AH22100701-HAR-053#5_5G UNII-3 802.11n_Ch 165_1-18GHz

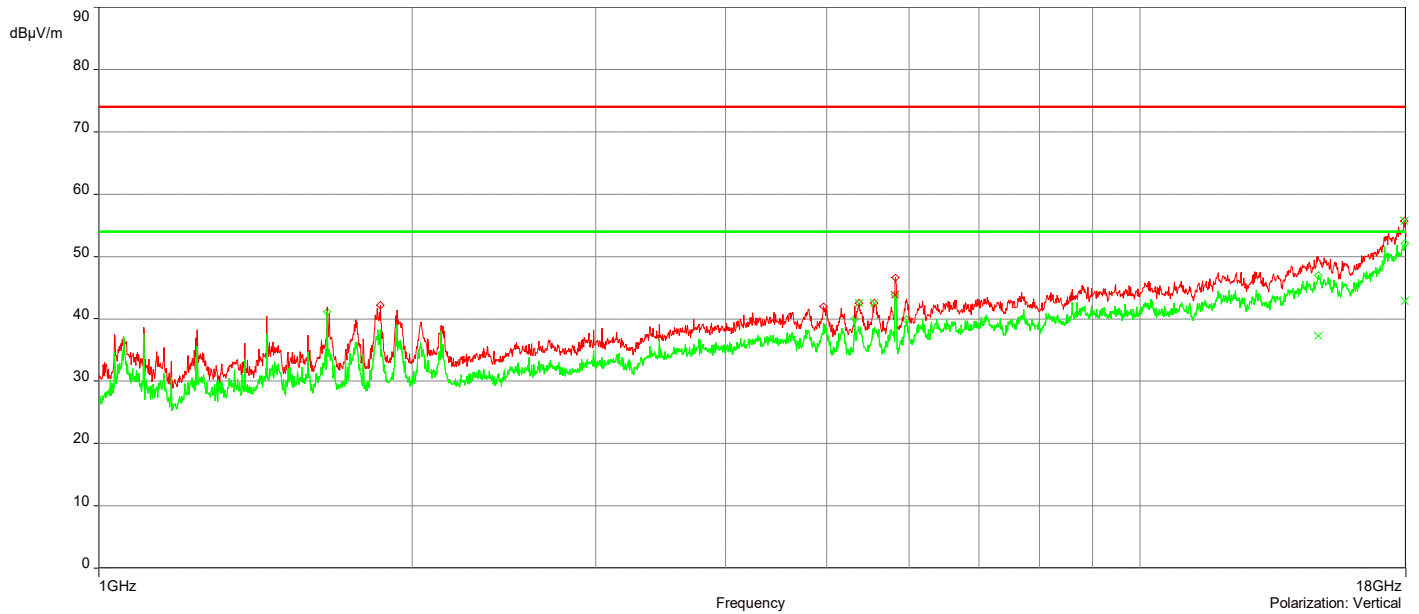
11/18/2022 4:27:16 PM

No	Frequency (MHz)	Level Peak Reading (dBμV/m)	Correction Factor (dB)	Limit dBμV/m	Margin (dB)	Height (m)	Angle (°)	Polarization	Judgement
1	5.3696285GHz	42.49	5.63	74.00	-31.51	1.00	37.40	Vertical	Passed
2	5.5516339GHz	42.49	5.87	68.23	-25.74	1.50	131.60	Vertical	Passed
3	17.929498GHz	55.70	20.71	74.00	-18.3	3.00	163.70	Vertical	Passed
4	1.9330274GHz	42.25	-4.05	68.23	-25.98	3.00	65.20	Horizontal	Passed
5	4.9691167GHz	42.50	5.27	74.00	-31.5	1.50	26.40	Horizontal	Passed
6	17.964499GHz	55.01	20.86	74.00	-18.99	3.00	0.10	Horizontal	Passed

No	Frequency (MHz)	Level Average Reading (dBμV/m)	Correction Factor (dB)	Limit dBμV/m	Margin (dB)	Height (m)	Angle (°)	Polarization	Judgment
1	17.960999GHz	42.86	20.89	54.00	-11.14	3.00	6.90	Vertical	Passed
2	7.7101974GHz	41.81	8.10	54.00	-12.19	1.00	21.10	Horizontal	Passed
3	17.957999GHz	42.28	20.81	54.00	-11.72	1.00	159.90	Horizontal	Passed

Overall Graphs:





Remarks:

1. Level Peak Reading (dBµV/m) = Raw Peak Level + Correction Factor
2. Correction Factor (dB) = Antenna Factor + Cable Loss – Preamplifier Gain
3. Margin = Level Peak Reading – Limit

Remarks:

1. Level Average Reading (dBµV/m) = Raw Average Level + Correction Factor
2. Correction Factor (dB) = Antenna Factor + Cable Loss – Preamplifier Gain
3. Margin = Level Average Reading – Limit

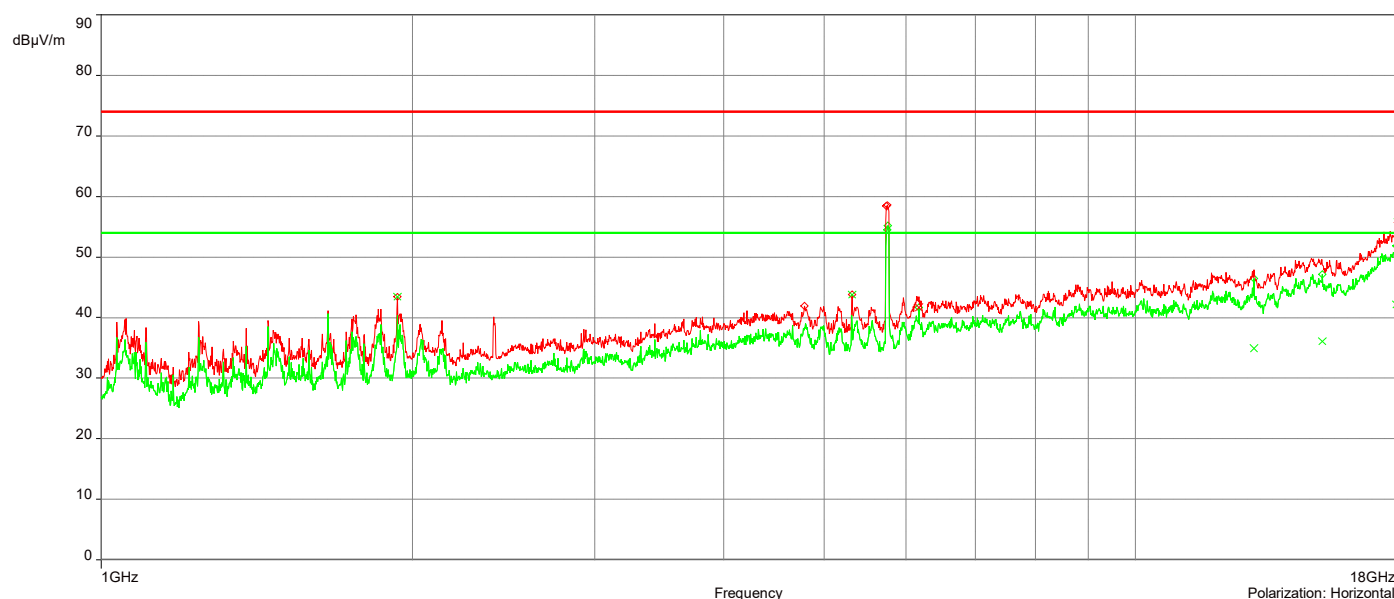
AH22100701-HAR-053#5_5G UNII-3 802.11n_Ch 151_1-18GHz

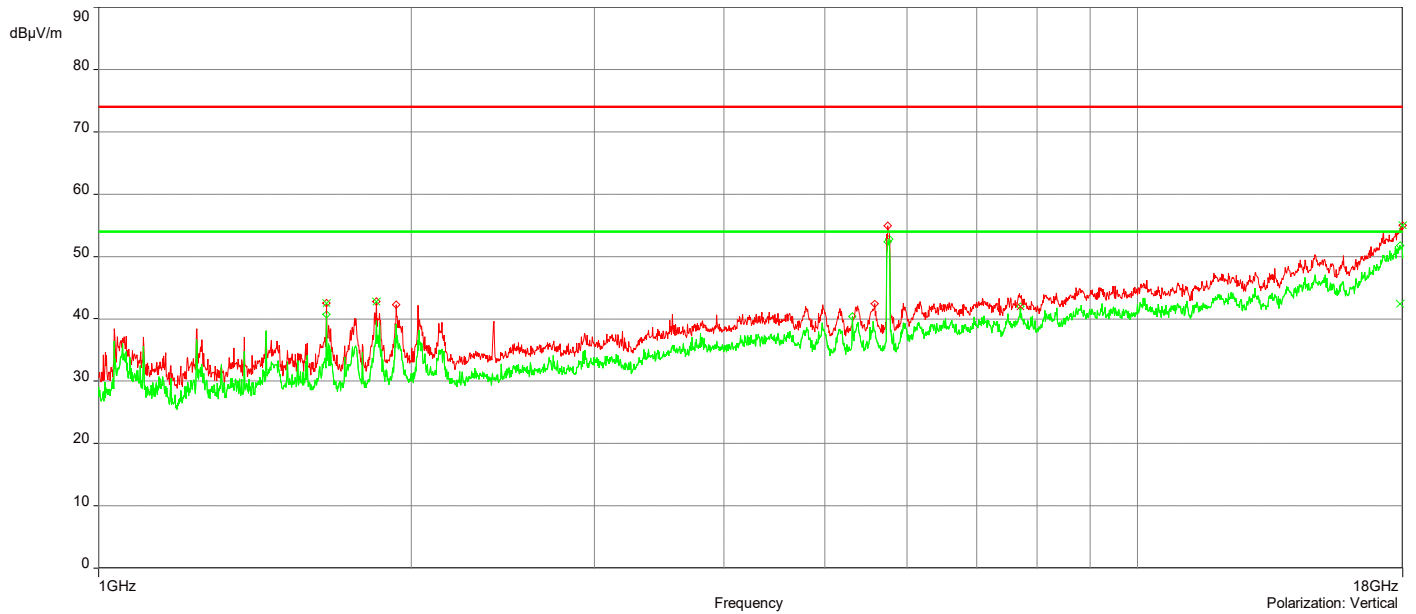
11/18/2022 5:03:08 PM

No	Frequency (MHz)	Level Peak Reading (dBμV/m)	Correction Factor (dB)	Limit dBμV/m	Margin (dB)	Height (m)	Angle (°)	Polarization	Judgement
1	1.6570193GHz	42.56	-5.32	68.23	-25.67	3.00	103.70	Vertical	Passed
2	1.8520251GHz	42.82	-4.64	68.23	-25.41	2.50	175.10	Vertical	Passed
3	17.9975GHz	55.04	21.41	74.00	-18.96	4.00	170.80	Vertical	Passed
4	1.9330274GHz	43.49	-4.05	68.23	-24.74	3.00	71.90	Horizontal	Passed
5	5.319127GHz	43.81	5.45	68.23	-24.42	4.00	25.10	Horizontal	Passed
6	17.935998GHz	55.71	20.68	74.00	-18.29	3.00	268.80	Horizontal	Passed

No	Frequency (MHz)	Level Average Reading (dBμV/m)	Correction Factor (dB)	Limit dBμV/m	Margin (dB)	Height (m)	Angle (°)	Polarization	Judgment
1	7.7096973GHz	42.01	8.02	54.00	-11.99	4.00	0.10	Vertical	Passed
2	17.894497GHz	42.48	20.51	54.00	-11.52	3.00	115.10	Vertical	Passed
3	17.869496GHz	42.20	20.28	54.00	-11.80	4.00	359.90	Horizontal	Passed

Overall Graphs:





Remarks:

1. Level Peak Reading (dBµV/m) = Raw Peak Level + Correction Factor
2. Correction Factor (dB) = Antenna Factor + Cable Loss – Preamplifier Gain
3. Margin = Level Peak Reading – Limit

Remarks:

1. Level Average Reading (dBµV/m) = Raw Average Level + Correction Factor
2. Correction Factor (dB) = Antenna Factor + Cable Loss – Preamplifier Gain
3. Margin = Level Average Reading – Limit

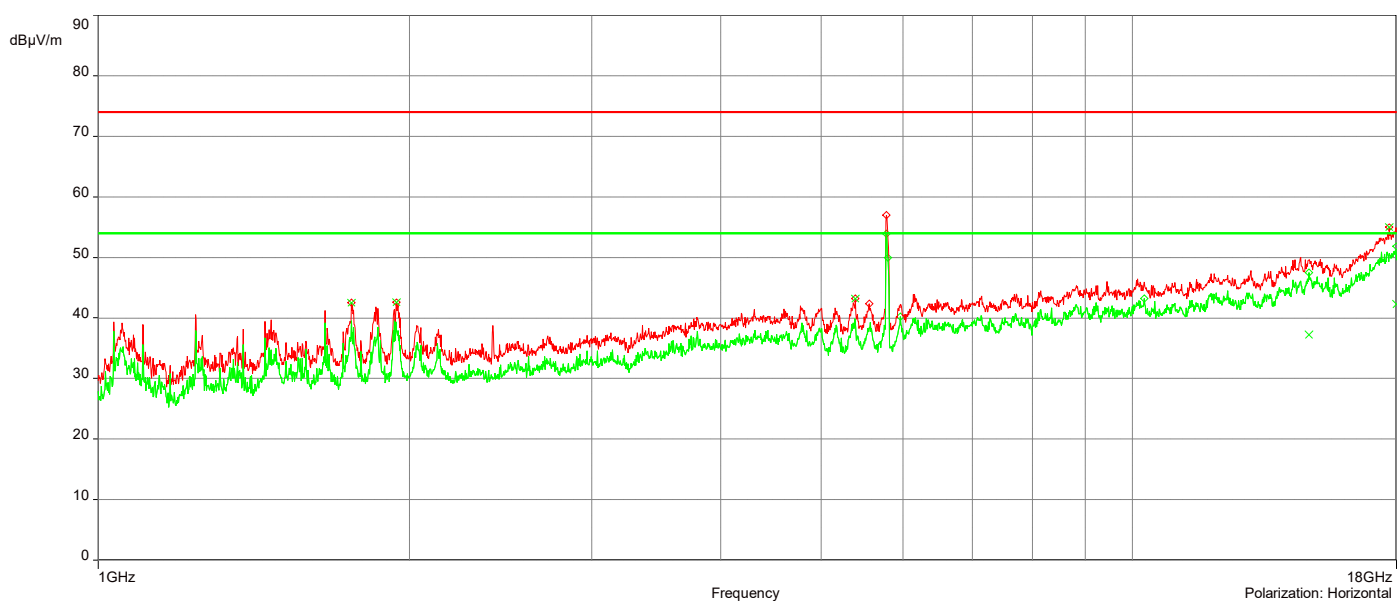
AH22100701-HAR-053#5_5G UNII-3 802.11n_Ch 159_1-18GHz

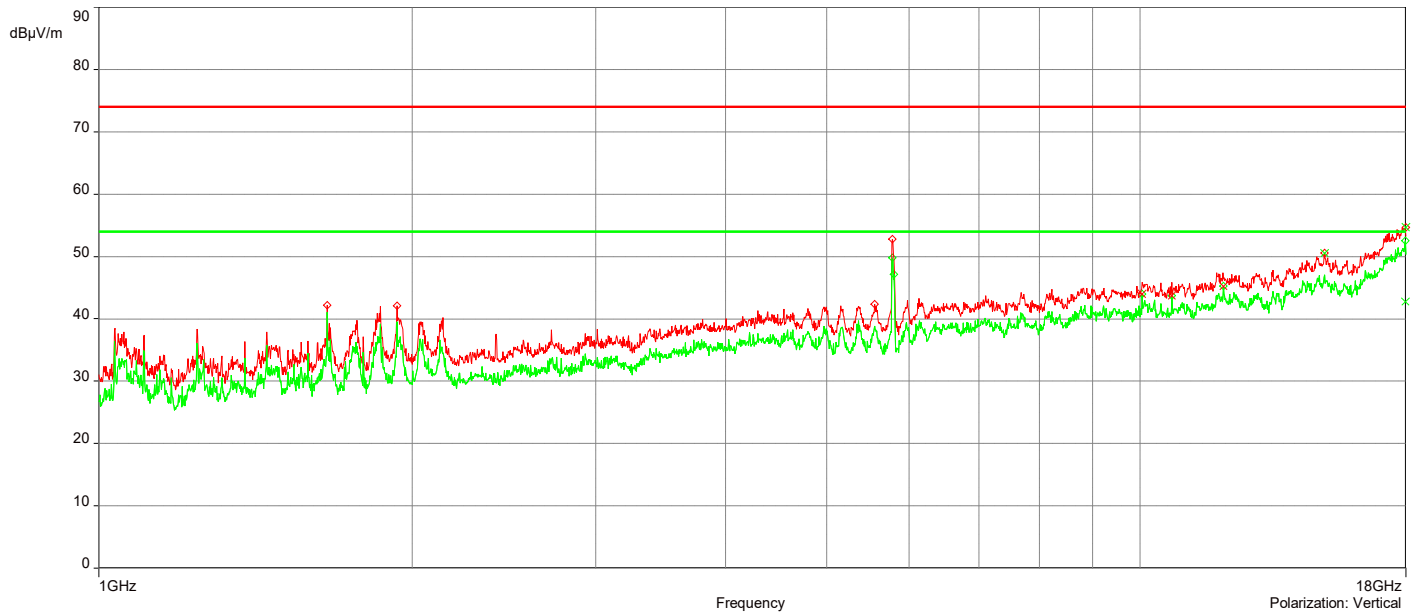
11/18/2022 5:38:45 PM

No	Frequency (MHz)	Level Peak Reading (dBμV/m)	Correction Factor (dB)	Limit dBμV/m	Margin (dB)	Height (m)	Angle (°)	Polarization	Judgement
1	15.043913GHz	50.56	14.70	68.23	-17.67	2.50	235.70	Vertical	Passed
2	17.9935GHz	54.71	21.32	74.00	-19.29	3.00	210.20	Vertical	Passed
3	1.7580223GHz	42.55	-4.95	68.23	-25.68	1.00	45.70	Horizontal	Passed
4	1.9435278GHz	42.58	-3.82	68.23	-25.65	2.00	109.00	Horizontal	Passed
5	5.3926292GHz	43.21	5.68	74.00	-30.79	3.50	178.20	Horizontal	Passed
6	17.709991GHz	55.04	19.44	74.00	-18.96	4.00	171.30	Horizontal	Passed

No	Frequency (MHz)	Level Average Reading (dBμV/m)	Correction Factor (dB)	Limit dBμV/m	Margin (dB)	Height (m)	Angle (°)	Polarization	Judgment
1	10.727286GHz	43.74	9.69	54.00	-10.26	2.00	76.40	Vertical	Passed
2	12.028824GHz	45.25	11.49	54.00	-8.75	2.50	260.80	Vertical	Passed
3	17.969499GHz	42.78	20.95	54.00	-11.22	4.00	334.90	Vertical	Passed
4	17.9995GHz	42.30	21.43	54.00	-11.70	3.00	319.10	Horizontal	Passed

Overall Graphs:





Remarks:

1. Level Peak Reading (dBµV/m) = Raw Peak Level + Correction Factor
2. Correction Factor (dB) = Antenna Factor + Cable Loss – Preamplifier Gain
3. Margin = Level Peak Reading – Limit

Remarks:

1. Level Average Reading (dBµV/m) = Raw Average Level + Correction Factor
2. Correction Factor (dB) = Antenna Factor + Cable Loss – Preamplifier Gain
3. Margin = Level Average Reading – Limit

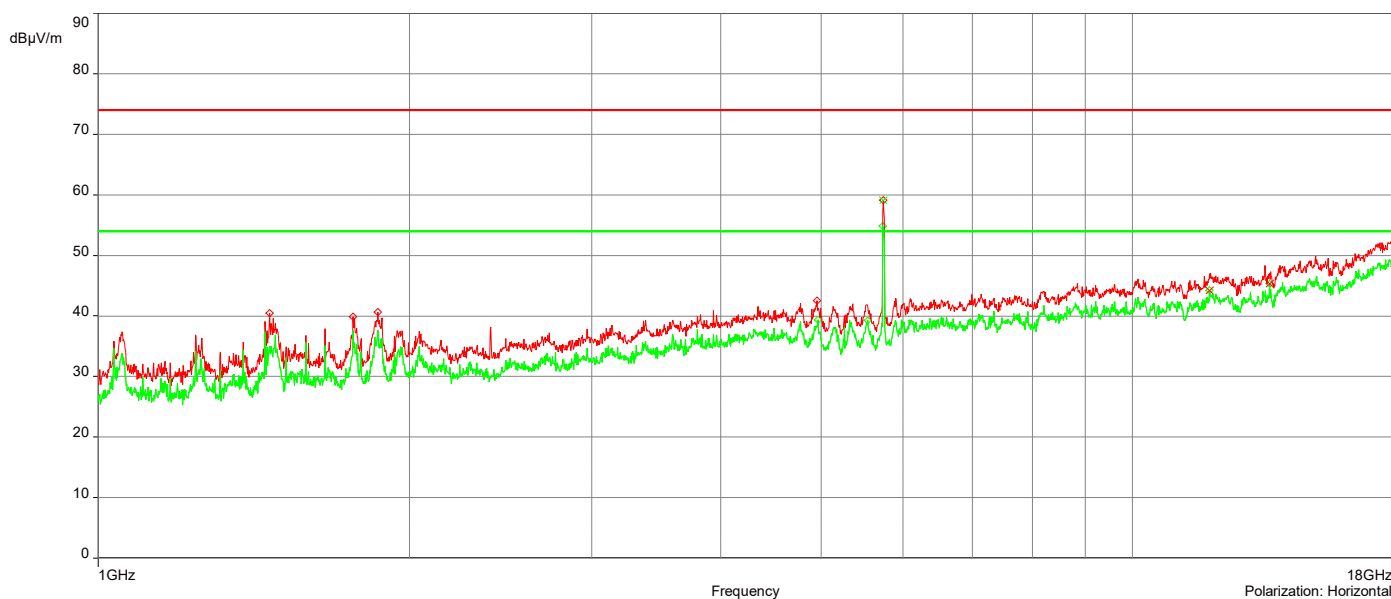
AH22100701-HAR-053#5_5G UNII-3 802.11ac_Ch 149_1-18GHz

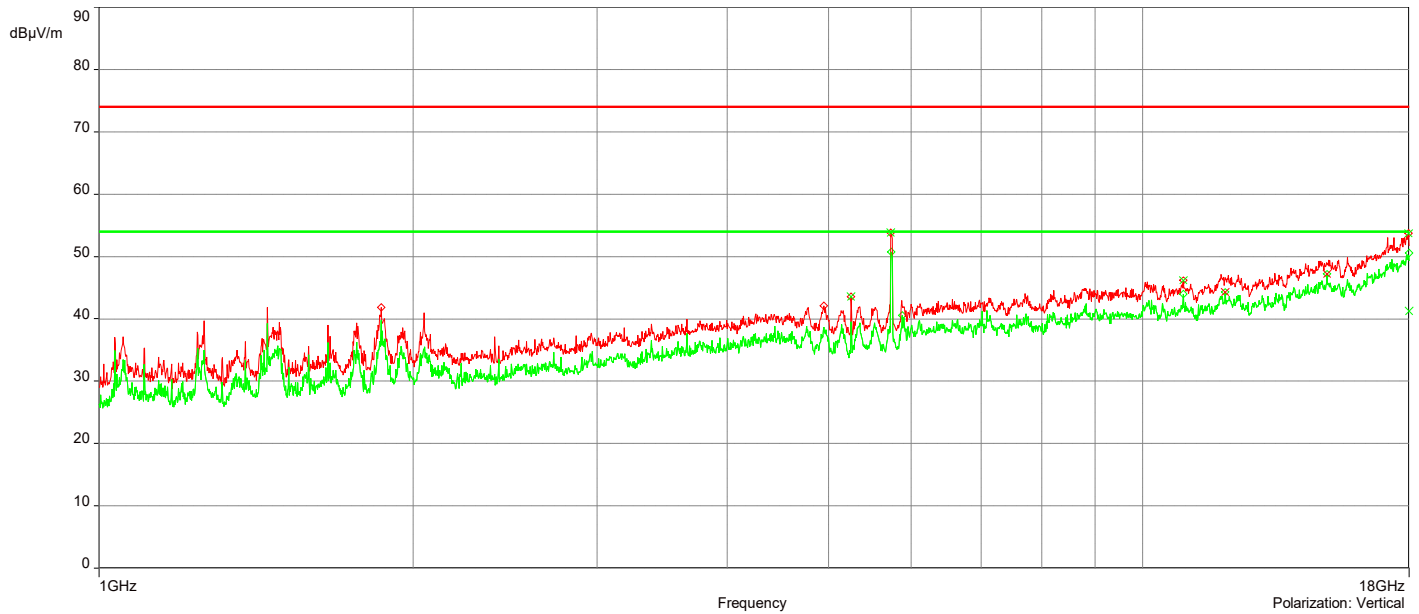
1/9/2023 2:43:45 PM

No	Frequency (MHz)	Level Peak Reading (dBμV/m)	Correction Factor (dB)	Limit dBμV/m	Margin (dB)	Height (m)	Angle (°)	Polarization	Judgement
1	5.2531251GHz	43.58	4.98	68.23	-24.65	4.00	280.10	Vertical	Passed
2	5.7381394GHz	53.80	5.58	68.23	-14.43	2.50	255.00	Vertical	Passed
3	10.933792GHz	46.21	10.24	74.00	-27.79	2.50	359.90	Vertical	Passed
4	17.971499GHz	53.76	19.59	74.00	-20.24	3.50	48.70	Vertical	Passed
5	5.7421395GHz	59.14	5.47	68.23	-9.09	3.50	146.50	Horizontal	Passed
6	17.992GHz	53.75	19.93	74.00	-20.25	1.00	172.80	Horizontal	Passed

No	Frequency (MHz)	Level Average Reading (dBμV/m)	Correction Factor (dB)	Limit dBμV/m	Margin (dB)	Height (m)	Angle (°)	Polarization	Judgment
1	11.990323GHz	44.28	11.52	54.00	-9.72	4.00	143.00	Vertical	Passed
2	17.9975GHz	41.21	20.09	54.00	-12.79	3.00	77.10	Vertical	Passed
3	11.87082GHz	44.23	11.45	54.00	-9.77	1.50	120.30	Horizontal	Passed
4	17.954999GHz	41.04	19.39	54.00	-12.96	1.00	358.10	Horizontal	Passed

Overall Graphs:





Remarks:

1. Level Peak Reading (dBµV/m) = Raw Peak Level + Correction Factor
2. Correction Factor (dB) = Antenna Factor + Cable Loss – Preamplifier Gain
3. Margin = Level Peak Reading – Limit

Remarks:

1. Level Average Reading (dBµV/m) = Raw Average Level + Correction Factor
2. Correction Factor (dB) = Antenna Factor + Cable Loss – Preamplifier Gain
3. Margin = Level Average Reading – Limit

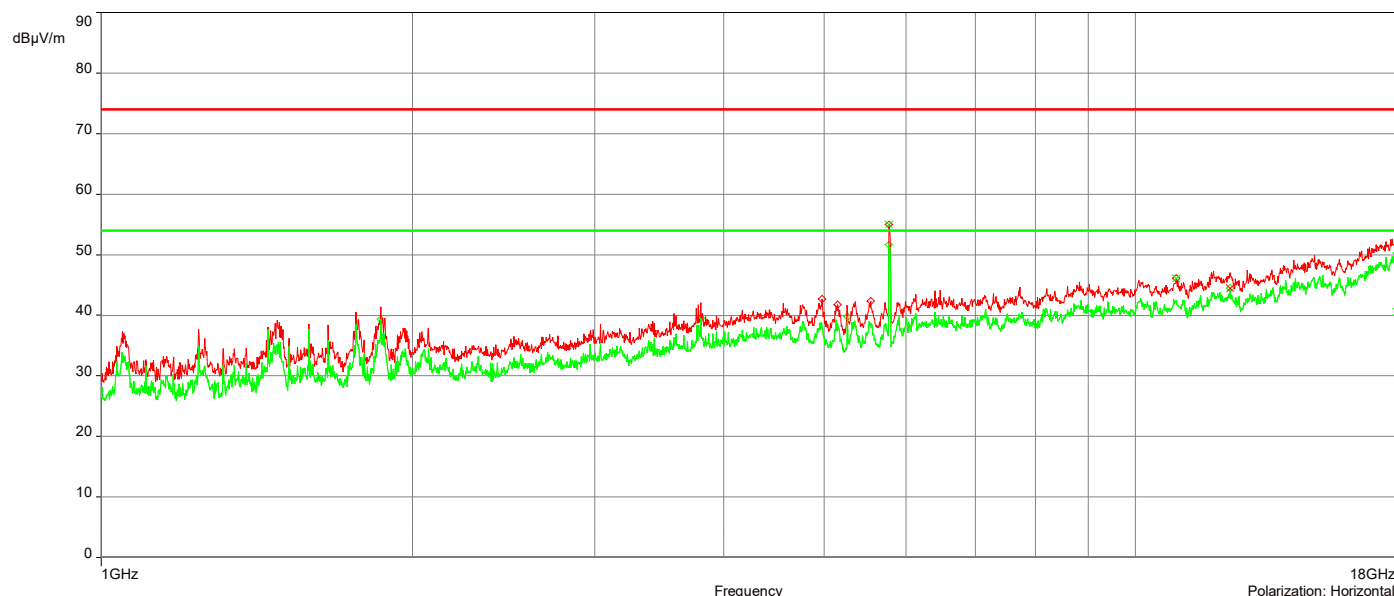
AH22100701-HAR-053#5_5G UNII-3 802.11ac_Ch 157_1-18GHz

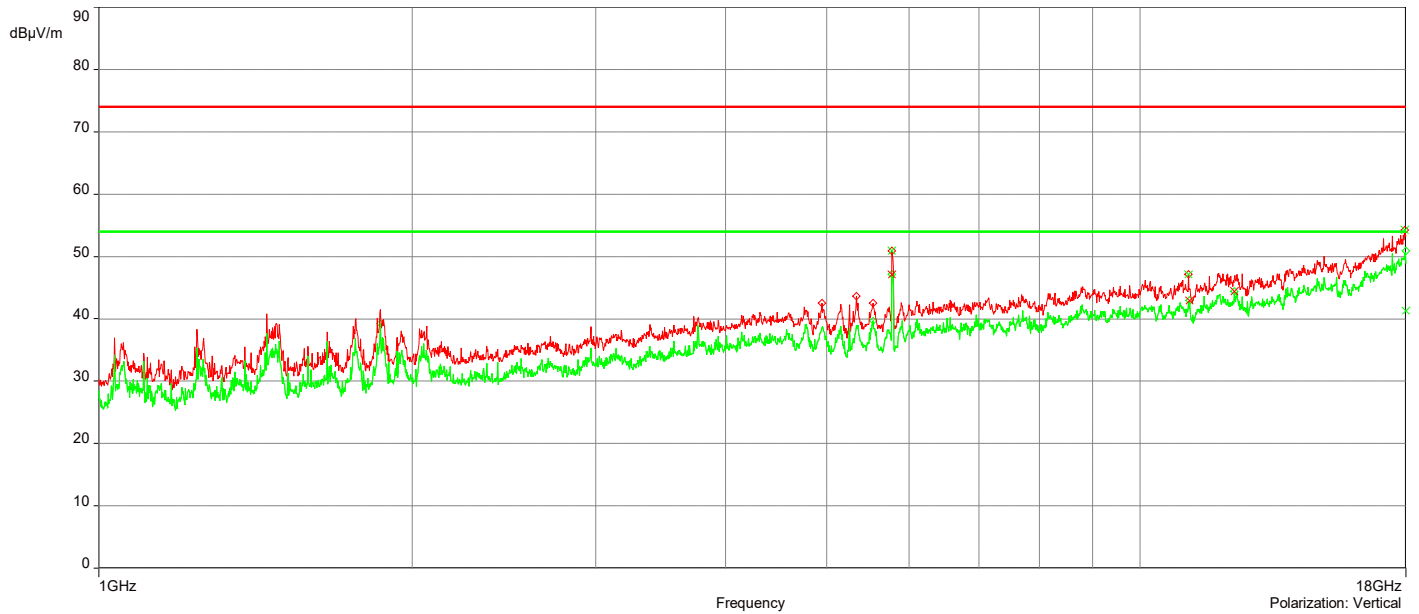
1/9/2023 3:16:00 PM

No	Frequency (MHz)	Level Peak Reading (dBµV/m)	Correction Factor (dB)	Limit dBµV/m	Margin (dB)	Height (m)	Angle (°)	Polarization	Judgement
1	5.7786405GHz	50.88	5.35	68.23	-17.35	1.00	132.70	Vertical	Passed
2	11.129298GHz	47.17	10.14	74.00	-26.83	1.00	73.20	Vertical	Passed
3	17.955499GHz	54.27	19.46	74.00	-19.73	1.00	214.20	Vertical	Passed
4	5.7771405GHz	55.05	5.39	68.23	-13.18	3.50	83.10	Horizontal	Passed
5	10.954793GHz	46.16	10.22	74.00	-27.84	2.50	349.90	Horizontal	Passed
6	17.994GHz	53.84	19.98	74.00	-20.16	1.00	303.10	Horizontal	Passed

No	Frequency (MHz)	Level Average Reading (dBµV/m)	Correction Factor (dB)	Limit dBµV/m	Margin (dB)	Height (m)	Angle (°)	Polarization	Judgment
1	11.150799GHz	42.96	10.05	54.00	-11.04	1.00	320.70	Vertical	Passed
2	12.323333GHz	44.40	11.83	54.00	-9.60	2.50	304.30	Vertical	Passed
3	17.9985GHz	41.33	20.11	54.00	-12.67	1.50	115.90	Vertical	Passed
4	12.343334GHz	44.49	11.79	54.00	-9.51	4.00	108.20	Horizontal	Passed
5	17.900497GHz	40.63	19.00	54.00	-13.37	3.50	328.90	Horizontal	Passed

Overall Graphs:





Remarks:

1. Level Peak Reading (dBµV/m) = Raw Peak Level + Correction Factor
2. Correction Factor (dB) = Antenna Factor + Cable Loss – Preamplifier Gain
3. Margin = Level Peak Reading – Limit

Remarks:

1. Level Average Reading (dBµV/m) = Raw Average Level + Correction Factor
2. Correction Factor (dB) = Antenna Factor + Cable Loss – Preamplifier Gain
3. Margin = Level Average Reading – Limit

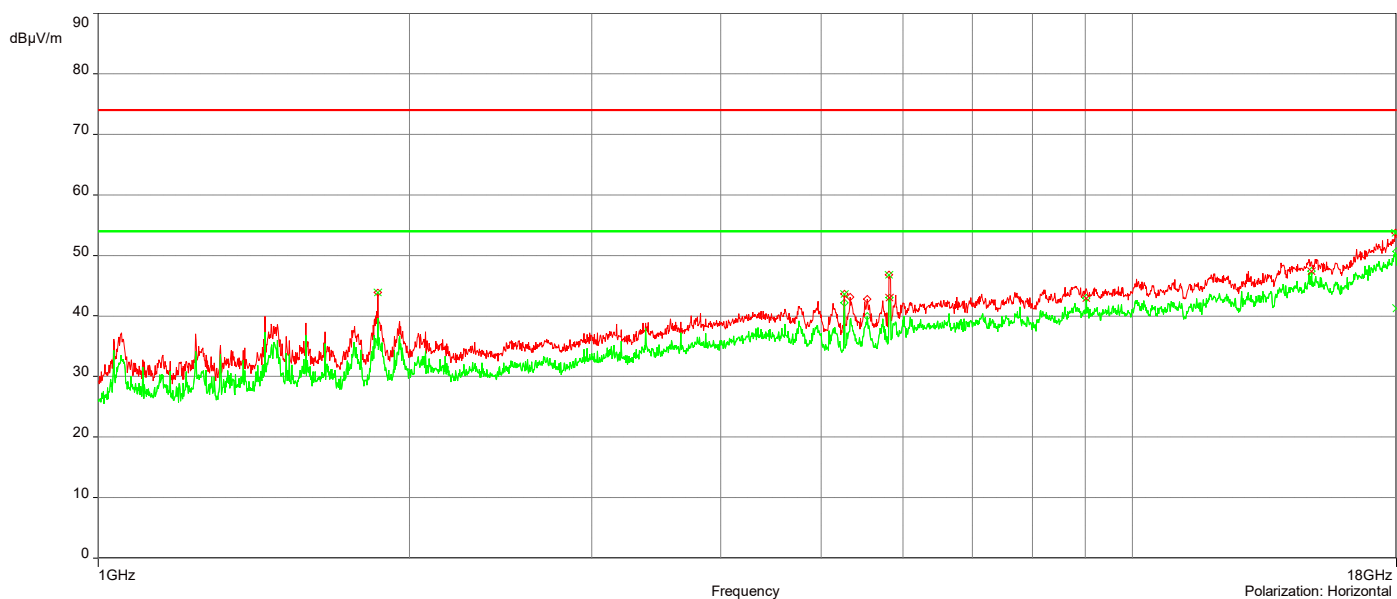
AH22100701-HAR-053#5_5G UNII-3 802.11ac_Ch 165_1-18GHz

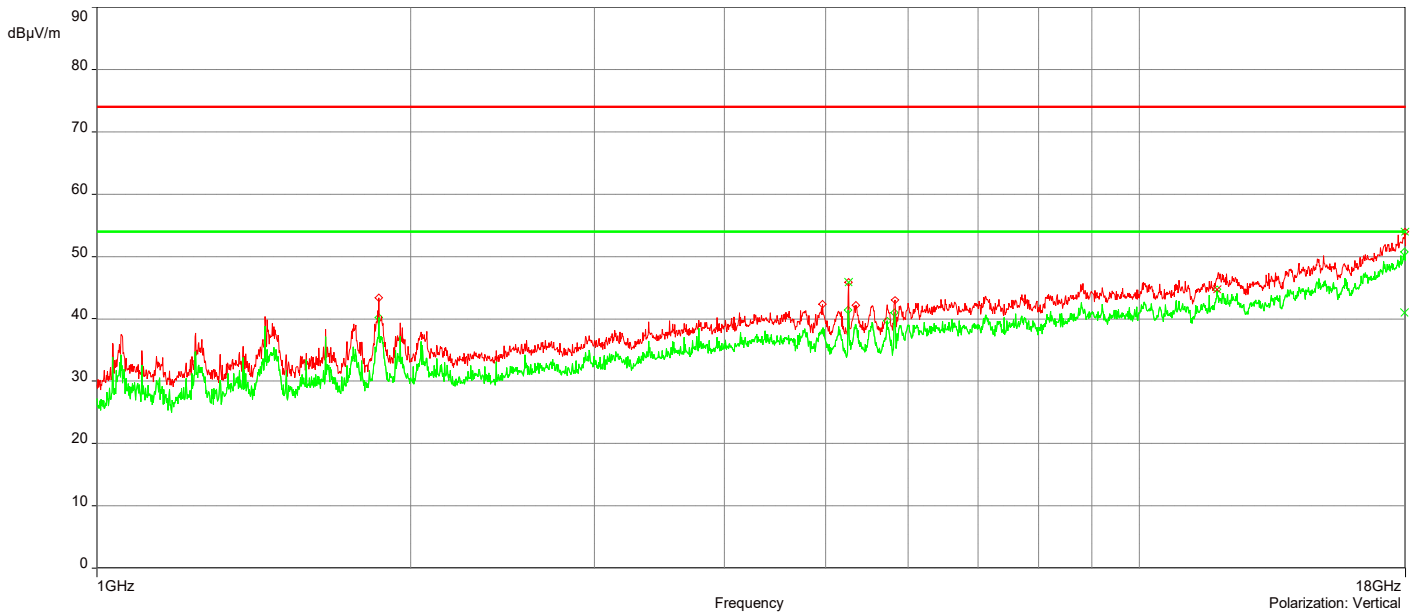
1/9/2023 3:33:41 PM

No	Frequency (MHz)	Level Peak Reading (dBμV/m)	Correction Factor (dB)	Limit dBμV/m	Margin (dB)	Height (m)	Angle (°)	Polarization	Judgement
1	5.2591253GHz	45.86	5.00	68.23	-22.37	2.50	205.30	Vertical	Passed
2	17.99GHz	54.03	19.91	74.00	-19.97	2.00	252.70	Vertical	Passed
3	1.8640254GHz	43.92	-4.50	68.23	-24.31	1.00	206.10	Horizontal	Passed
4	5.2636254GHz	43.63	5.04	68.23	-24.6	3.50	209.00	Horizontal	Passed
5	5.8186417GHz	46.77	5.62	68.23	-21.46	3.00	71.20	Horizontal	Passed
6	17.967499GHz	53.74	19.51	74.00	-20.26	2.50	157.00	Horizontal	Passed

No	Frequency (MHz)	Level Average Reading (dBμV/m)	Correction Factor (dB)	Limit dBμV/m	Margin (dB)	Height (m)	Angle (°)	Polarization	Judgment
1	11.87382GHz	44.78	11.52	54.00	-9.22	3.00	335.90	Vertical	Passed
2	17.952499GHz	41.00	19.43	54.00	-13.00	1.50	214.10	Vertical	Passed
3	9.0212359GHz	42.95	8.40	54.00	-11.05	3.50	228.50	Horizontal	Passed
4	17.993GHz	41.22	19.95	54.00	-12.78	3.00	264.90	Horizontal	Passed

Overall Graphs:





Remarks:

1. Level Peak Reading (dBµV/m) = Raw Peak Level + Correction Factor
2. Correction Factor (dB) = Antenna Factor + Cable Loss – Preamplifier Gain
3. Margin = Level Peak Reading – Limit

Remarks:

1. Level Average Reading (dBµV/m) = Raw Average Level + Correction Factor
2. Correction Factor (dB) = Antenna Factor + Cable Loss – Preamplifier Gain
3. Margin = Level Average Reading – Limit

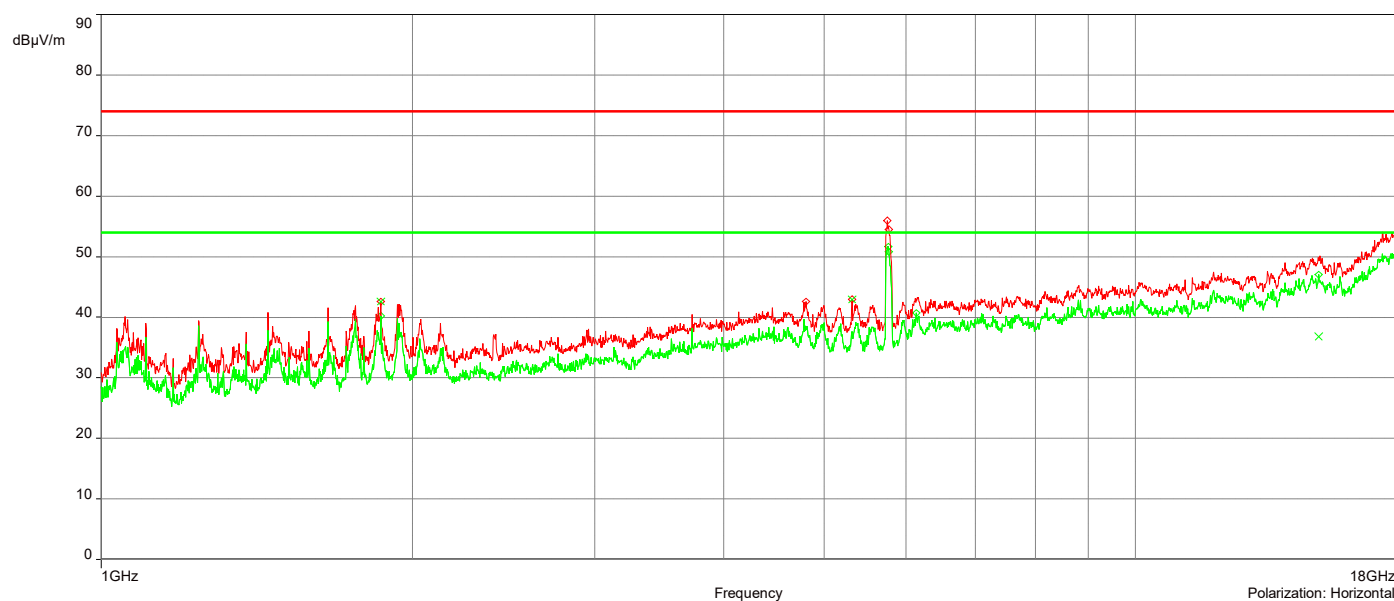
AH22100701-HAR-053#5_5G UNII-3 802.11ac_Ch 155_1-18GHz

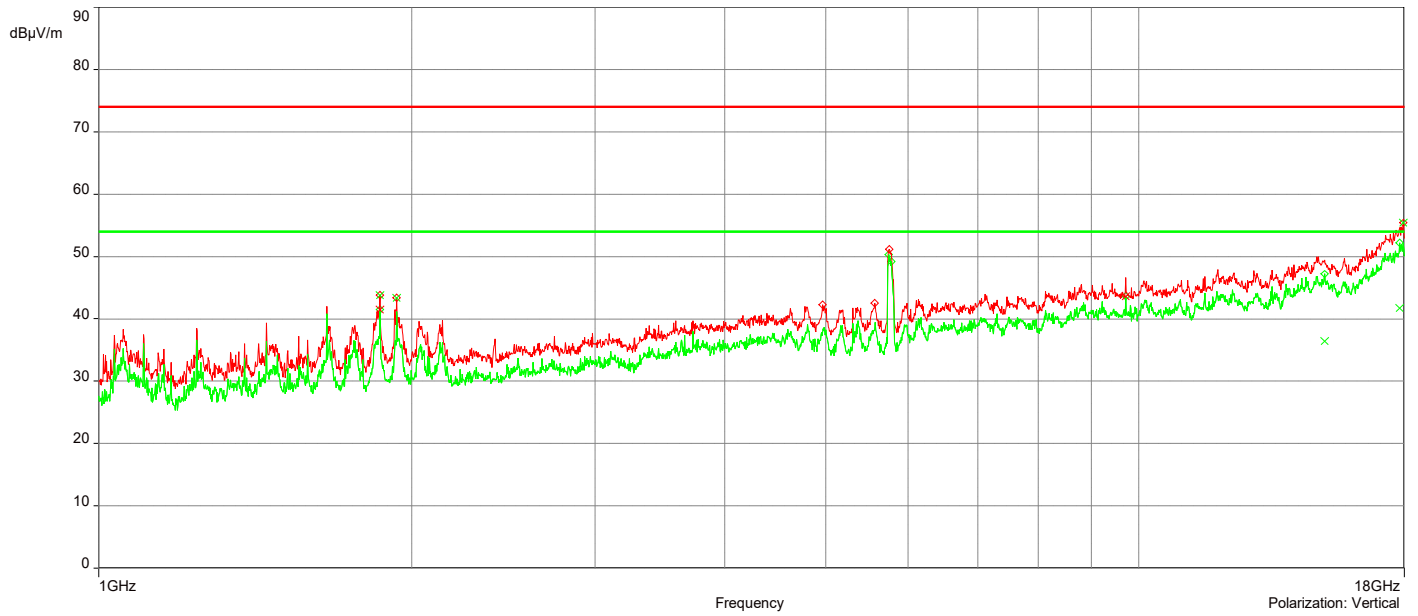
11/18/2022 6:02:33 PM

No	Frequency (MHz)	Level Peak Reading (dBμV/m)	Correction Factor (dB)	Limit dBμV/m	Margin (dB)	Height (m)	Angle (°)	Polarization	Judgement
1	1.8640254GHz	43.81	-4.56	68.23	-24.42	2.00	124.30	Vertical	Passed
2	1.9330274GHz	43.39	-3.87	68.23	-24.84	2.50	92.80	Vertical	Passed
3	17.962499GHz	55.44	20.90	74.00	-18.56	4.00	81.00	Vertical	Passed
4	1.8645254GHz	42.62	-4.48	68.23	-25.61	2.00	235.30	Horizontal	Passed
5	5.319627GHz	42.97	5.45	68.23	-25.26	1.00	76.30	Horizontal	Passed
6	17.955499GHz	55.36	20.79	74.00	-18.64	3.50	353.20	Horizontal	Passed

No	Frequency (MHz)	Level Average Reading (dBμV/m)	Correction Factor (dB)	Limit dBμV/m	Margin (dB)	Height (m)	Angle (°)	Polarization	Judgment
1	17.821995GHz	41.80	20.07	54.00	-12.20	3.00	149.90	Vertical	Passed
2	17.955499GHz	42.25	20.79	54.00	-11.75	3.50	353.20	Horizontal	Passed

Overall Graphs:





Remarks:

1. Level Peak Reading (dBµV/m) = Raw Peak Level + Correction Factor
2. Correction Factor (dB) = Antenna Factor + Cable Loss – Pre-amplifier Gain
3. Margin = Level Peak Reading – Limit

Remarks:

1. Level Average Reading (dBµV/m) = Raw Average Level + Correction Factor
2. Correction Factor (dB) = Antenna Factor + Cable Loss – Pre-amplifier Gain
3. Margin = Level Average Reading – Limit

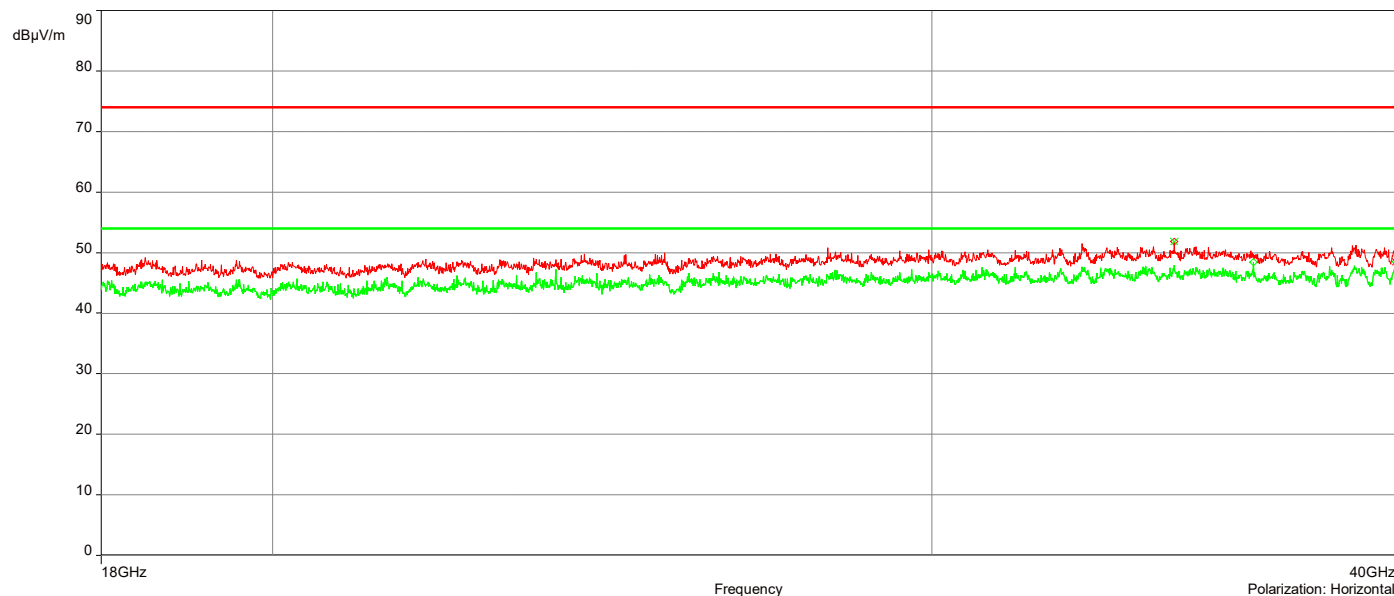
AH22100701-HAR-053#5_5G UNII-1 802.11a_Ch 36_18-40GHz

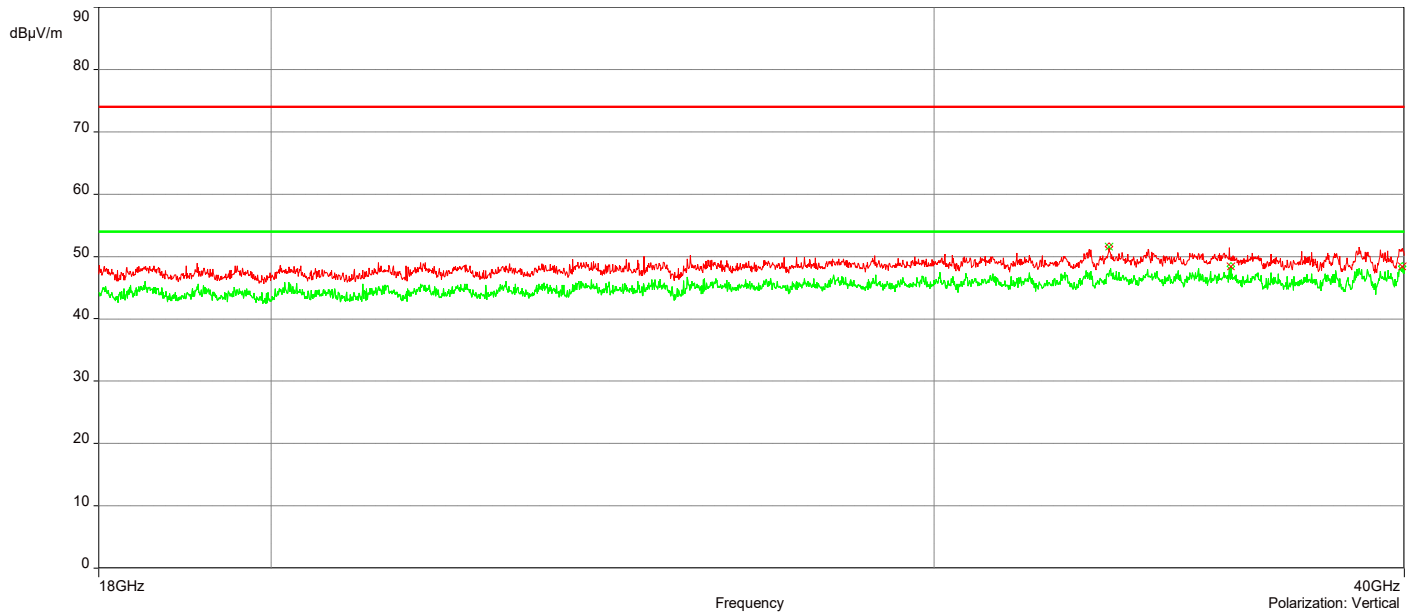
11/23/2022 6:03:42 PM

No	Frequency (MHz)	Level Peak Reading (dBμV/m)	Correction Factor (dB)	Limit dBμV/m	Margin (dB)	Height (m)	Angle (°)	Polarization	Judgement
1	33.39135GHz	51.59	6.01	68.23	-16.64	1.78	270.10	Vertical	Passed
2	34.821382GHz	51.83	4.51	68.23	-16.4	4.00	180.00	Horizontal	Passed
3	39.9935GHz	51.94	6.44	74.00	-22.06	3.84	112.60	Horizontal	Passed

No	Frequency (MHz)	Level Average Reading (dBμV/m)	Correction Factor (dB)	Limit dBμV/m	Margin (dB)	Height (m)	Angle (°)	Polarization	Judgment
1	39.953999GHz	48.44	6.22	54.00	-5.56	3.53	292.60	Vertical	Passed
2	39.908998GHz	48.49	6.28	54.00	-5.51	2.59	67.60	Horizontal	Passed

Overall Graphs:





Remarks:

1. Level Peak Reading (dBµV/m) = Raw Peak Level + Correction Factor
2. Correction Factor (dB) = Antenna Factor + Cable Loss – Pre-amplifier Gain
3. Margin = Level Peak Reading – Limit

Remarks:

1. Level Average Reading (dBµV/m) = Raw Average Level + Correction Factor
2. Correction Factor (dB) = Antenna Factor + Cable Loss – Pre-amplifier Gain
3. Margin = Level Average Reading – Limit

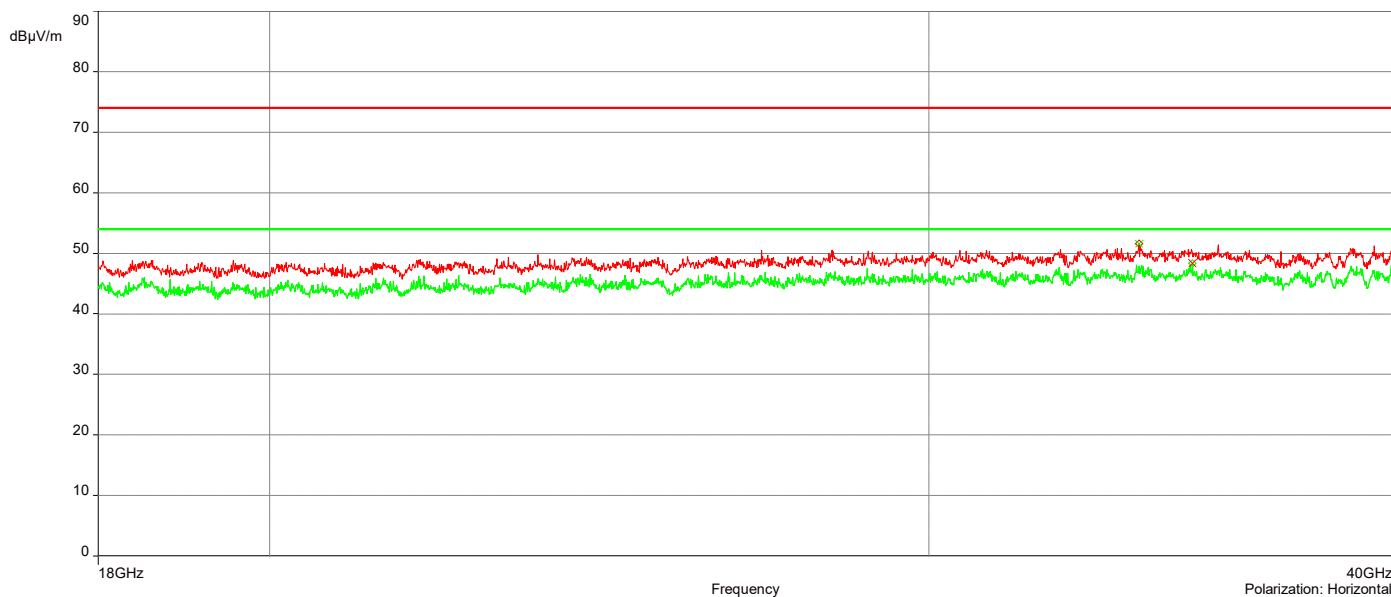
AH22100701-HAR-053#5_5G UNII-1 802.11a_Ch 40_18-40GHz

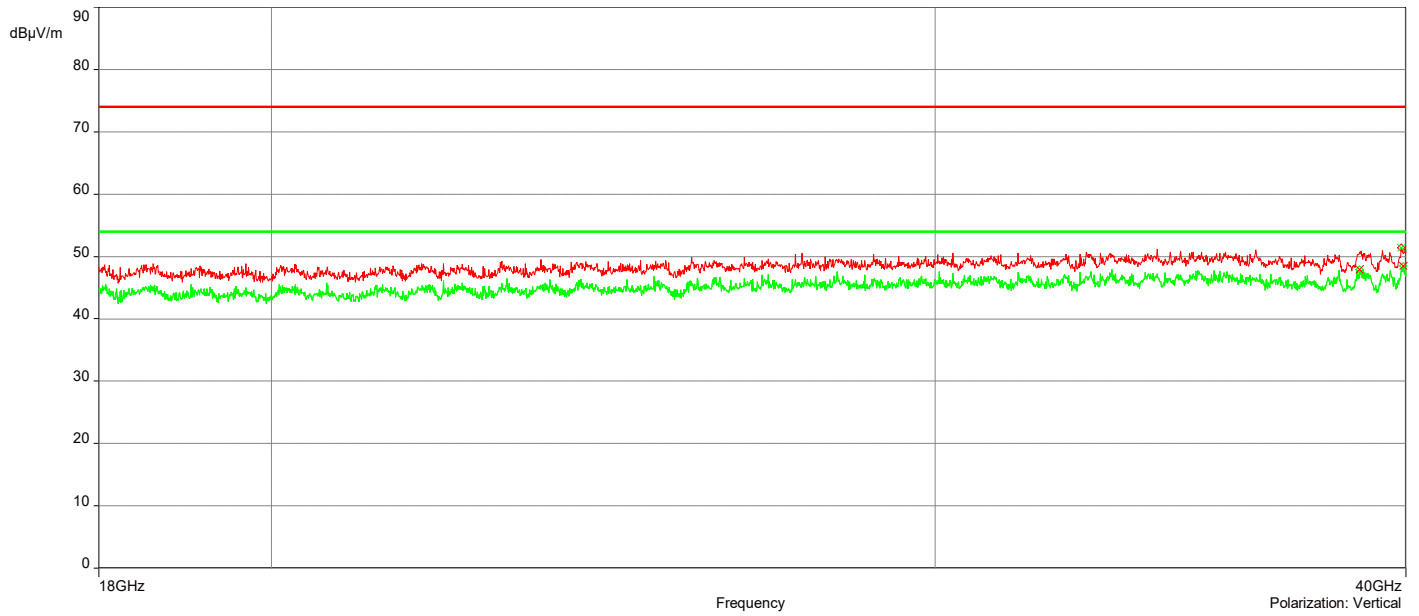
11/23/2022 6:07:31 PM

No	Frequency (MHz)	Level Peak Reading (dBμV/m)	Correction Factor (dB)	Limit dBμV/m	Margin (dB)	Height (m)	Angle (°)	Polarization	Judgement
1	39.883997GHz	51.42	6.02	74.00	-22.58	2.88	179.90	Vertical	Passed
2	34.148367GHz	51.60	5.34	68.23	-16.63	2.21	67.40	Horizontal	Passed

No	Frequency (MHz)	Level Average Reading (dBμV/m)	Correction Factor (dB)	Limit dBμV/m	Margin (dB)	Height (m)	Angle (°)	Polarization	Judgment
1	38.880975GHz	47.95	6.07	54.00	-6.05	1.00	112.40	Vertical	Passed
2	39.942999GHz	48.54	6.21	54.00	-5.46	3.38	179.90	Vertical	Passed

Overall Graphs:





Remarks:

1. Level Peak Reading (dBµV/m) = Raw Peak Level + Correction Factor
2. Correction Factor (dB) = Antenna Factor + Cable Loss – Pre-amplifier Gain
3. Margin = Level Peak Reading – Limit

Remarks:

1. Level Average Reading (dBµV/m) = Raw Average Level + Correction Factor
2. Correction Factor (dB) = Antenna Factor + Cable Loss – Pre-amplifier Gain
3. Margin = Level Average Reading – Limit

AH22100701-HAR-053#5_5G UNII-1 802.11a_Ch 48_18-40GHz

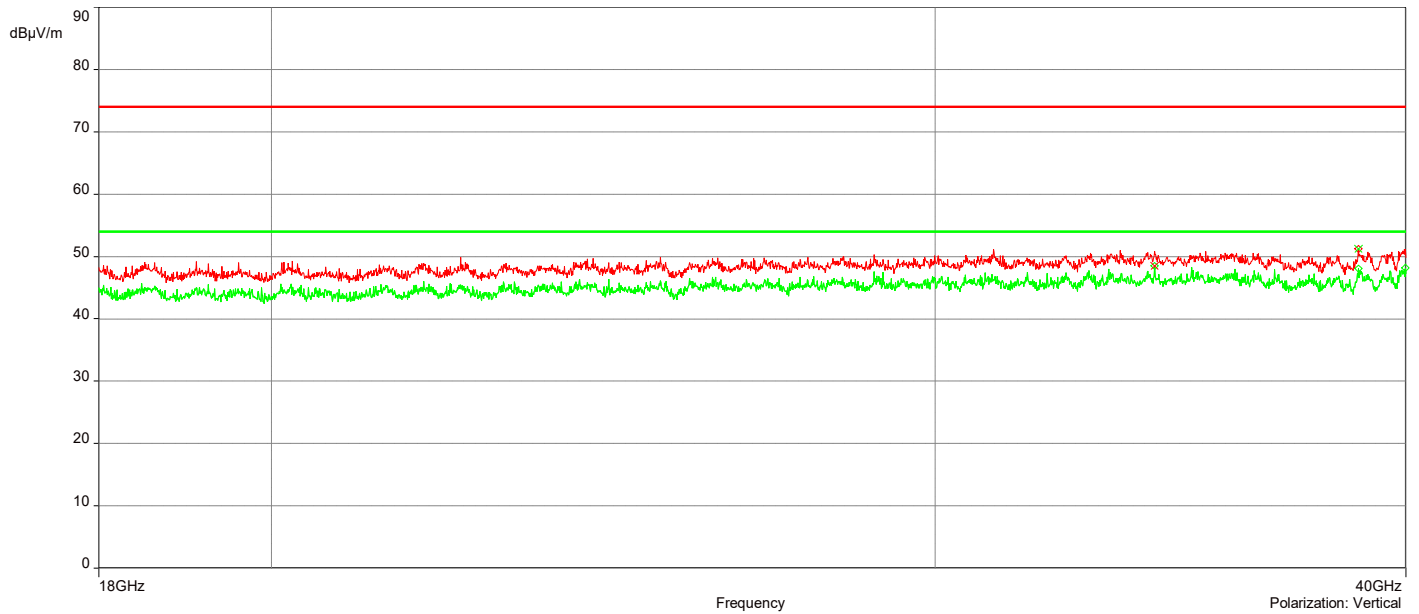
11/23/2022 6:31:48 PM

No	Frequency (MHz)	Level Peak Reading (dBμV/m)	Correction Factor (dB)	Limit dBμV/m	Margin (dB)	Height (m)	Angle (°)	Polarization	Judgement
1	38.859974GHz	51.25	5.70	74.00	-22.75	2.50	270.10	Vertical	Passed
2	39.9835GHz	51.49	6.42	74.00	-22.51	2.77	292.60	Horizontal	Passed

No	Frequency (MHz)	Level Average Reading (dBμV/m)	Correction Factor (dB)	Limit dBμV/m	Margin (dB)	Height (m)	Angle (°)	Polarization	Judgment
1	39.09898GHz	48.28	5.92	54.00	-5.72	3.97	67.70	Horizontal	Passed

Overall Graphs:





Remarks:

1. Level Peak Reading (dBµV/m) = Raw Peak Level + Correction Factor
2. Correction Factor (dB) = Antenna Factor + Cable Loss – Pre-amplifier Gain
3. Margin = Level Peak Reading – Limit

Remarks:

1. Level Average Reading (dBµV/m) = Raw Average Level + Correction Factor
2. Correction Factor (dB) = Antenna Factor + Cable Loss – Pre-amplifier Gain
3. Margin = Level Average Reading – Limit

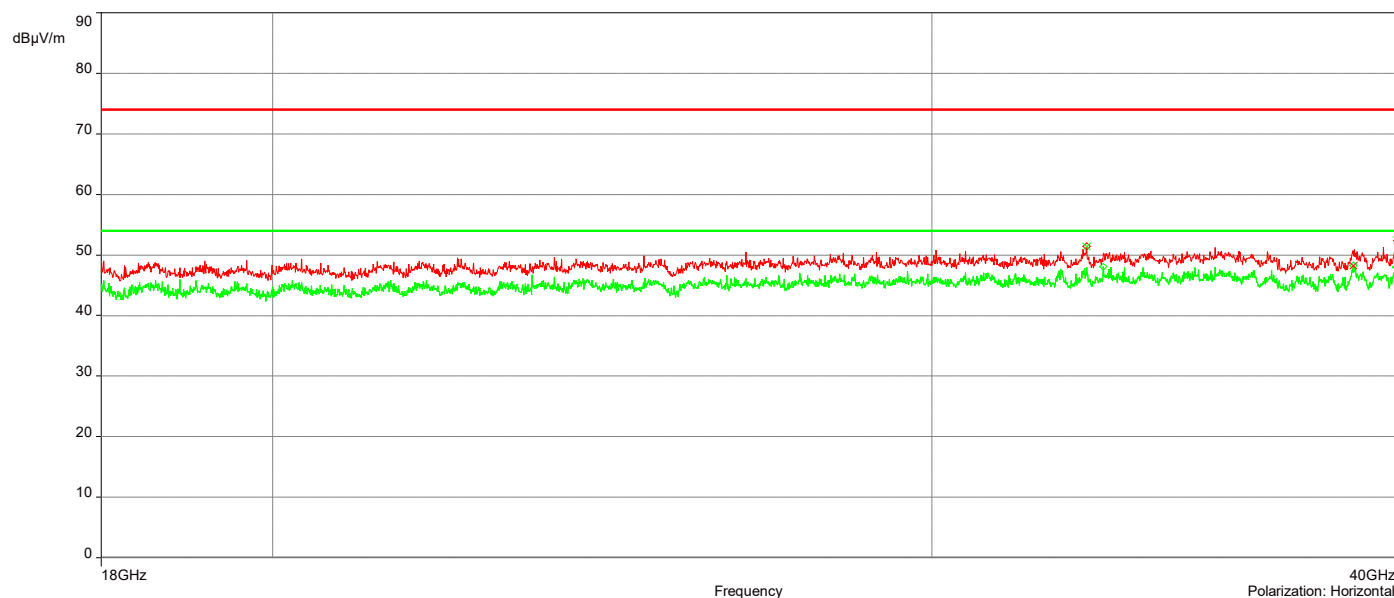
AH22100701-HAR-053#5_5G UNII-1 802.11ac_Ch 36_18-40GHz

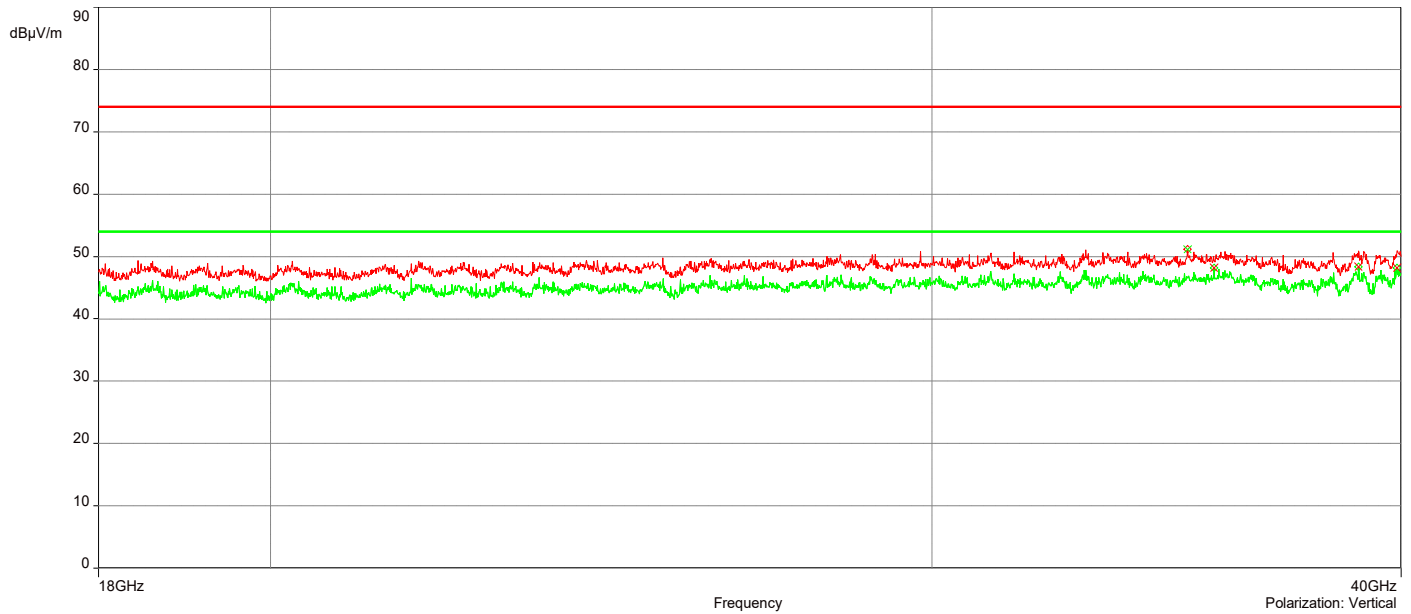
1/11/2023 4:07:39 PM

No	Frequency (MHz)	Level Peak Reading (dBμV/m)	Correction Factor (dB)	Limit dBμV/m	Margin (dB)	Height (m)	Angle (°)	Polarization	Judgement
1	35.087888GHz	51.14	4.97	68.23	-17.09	1.44	180.00	Vertical	Passed
2	33.000341GHz	51.38	5.92	68.23	-16.85	2.60	315.10	Horizontal	Passed
3	39.950999GHz	52.35	6.36	74.00	-21.65	3.97	157.60	Horizontal	Passed

No	Frequency (MHz)	Level Average Reading (dBμV/m)	Correction Factor (dB)	Limit dBμV/m	Margin (dB)	Height (m)	Angle (°)	Polarization	Judgment
1	38.969977GHz	48.37	5.95	54.00	-5.63	2.35	135.20	Vertical	Passed
2	39.904998GHz	48.16	6.12	54.00	-5.84	1.92	292.60	Vertical	Passed
3	38.883475GHz	48.25	6.09	54.00	-5.75	2.14	292.60	Horizontal	Passed

Overall Graphs:





Remarks:

1. Level Peak Reading (dBµV/m) = Raw Peak Level + Correction Factor
2. Correction Factor (dB) = Antenna Factor + Cable Loss – Pre-amplifier Gain
3. Margin = Level Peak Reading – Limit

Remarks:

1. Level Average Reading (dBµV/m) = Raw Average Level + Correction Factor
2. Correction Factor (dB) = Antenna Factor + Cable Loss – Pre-amplifier Gain
3. Margin = Level Average Reading – Limit

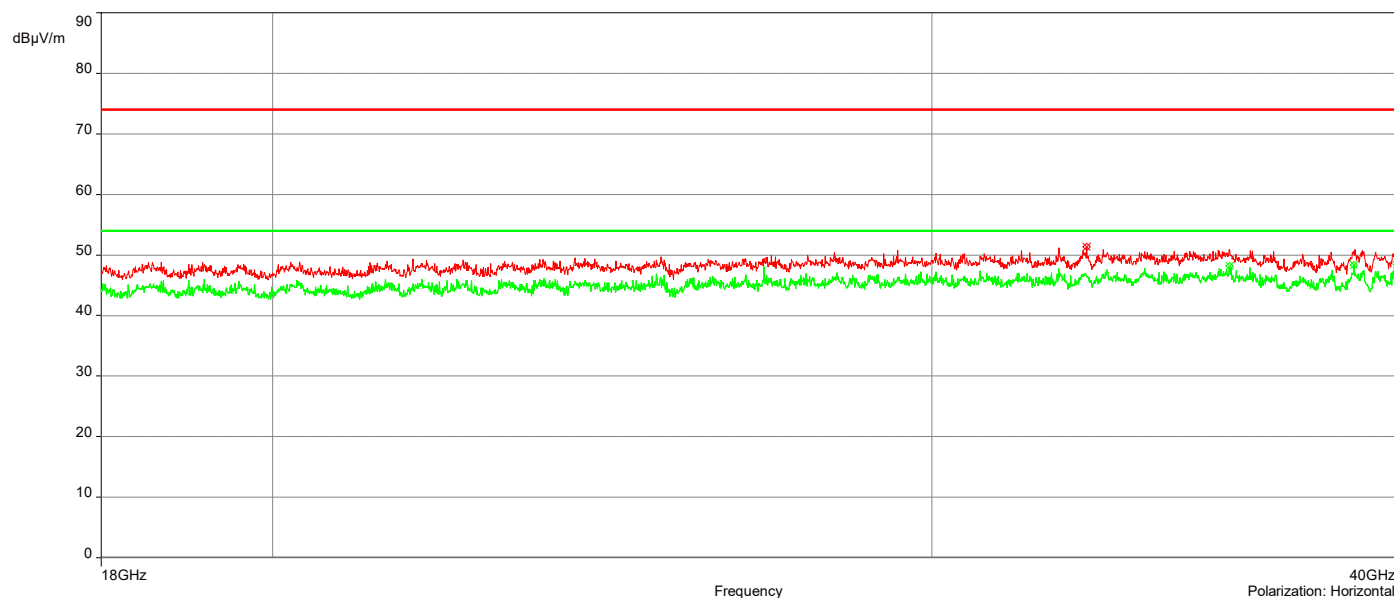
AH22100701-HAR-053#5_5G UNII-1 802.11ac_Ch 40_18-40GHz

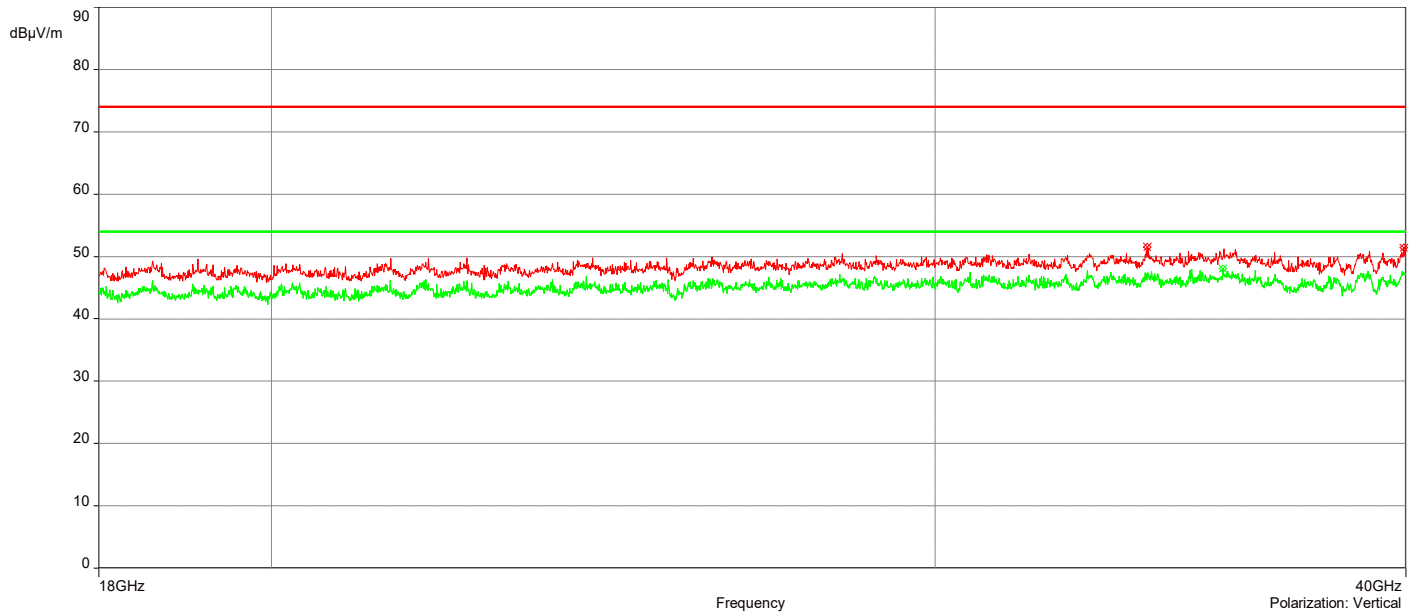
1/11/2023 4:29:37 PM

No	Frequency (MHz)	Level Peak Reading (dBμV/m)	Correction Factor (dB)	Limit dBμV/m	Margin (dB)	Height (m)	Angle (°)	Polarization	Judgement
1	34.152367GHz	51.51	5.32	68.23	-16.72	2.91	179.90	Vertical	Passed
2	39.953499GHz	51.43	6.22	74.00	-22.57	3.31	67.40	Vertical	Passed
3	33.002341GHz	51.29	5.92	68.23	-16.94	2.64	224.90	Horizontal	Passed
4	39.974499GHz	51.36	6.40	74.00	-22.64	2.23	224.90	Horizontal	Passed

No	Frequency (MHz)	Level Average Reading (dBμV/m)	Correction Factor (dB)	Limit dBμV/m	Margin (dB)	Height (m)	Angle (°)	Polarization	Judgment
1	38.896475GHz	48.31	6.32	54.00	-5.69	2.48	269.90	Horizontal	Passed
2	39.937499GHz	48.40	6.36	54.00	-5.60	3.96	157.40	Horizontal	Passed

Overall Graphs:





Remarks:

1. Level Peak Reading (dBµV/m) = Raw Peak Level + Correction Factor
2. Correction Factor (dB) = Antenna Factor + Cable Loss – Preamplifier Gain
3. Margin = Level Peak Reading – Limit

Remarks:

1. Level Average Reading (dBµV/m) = Raw Average Level + Correction Factor
2. Correction Factor (dB) = Antenna Factor + Cable Loss – Preamplifier Gain
3. Margin = Level Average Reading – Limit

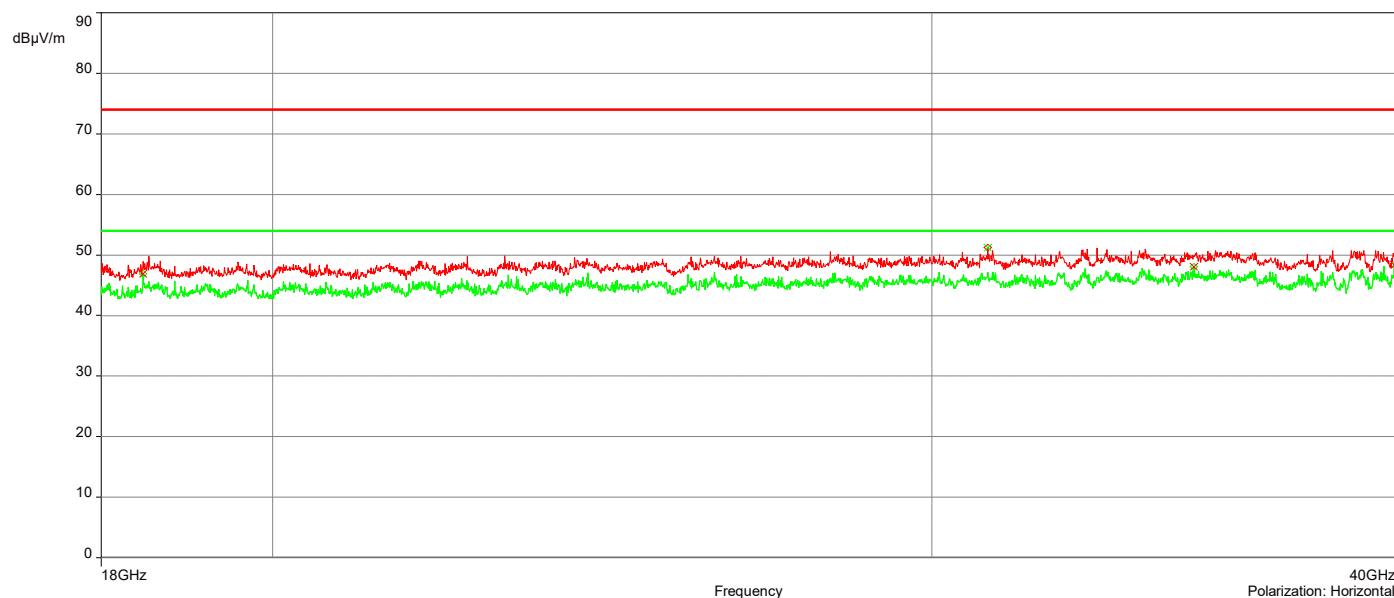
AH22100701-HAR-053#5_5G UNII-1 802.11ac_Ch 48_18-40GHz

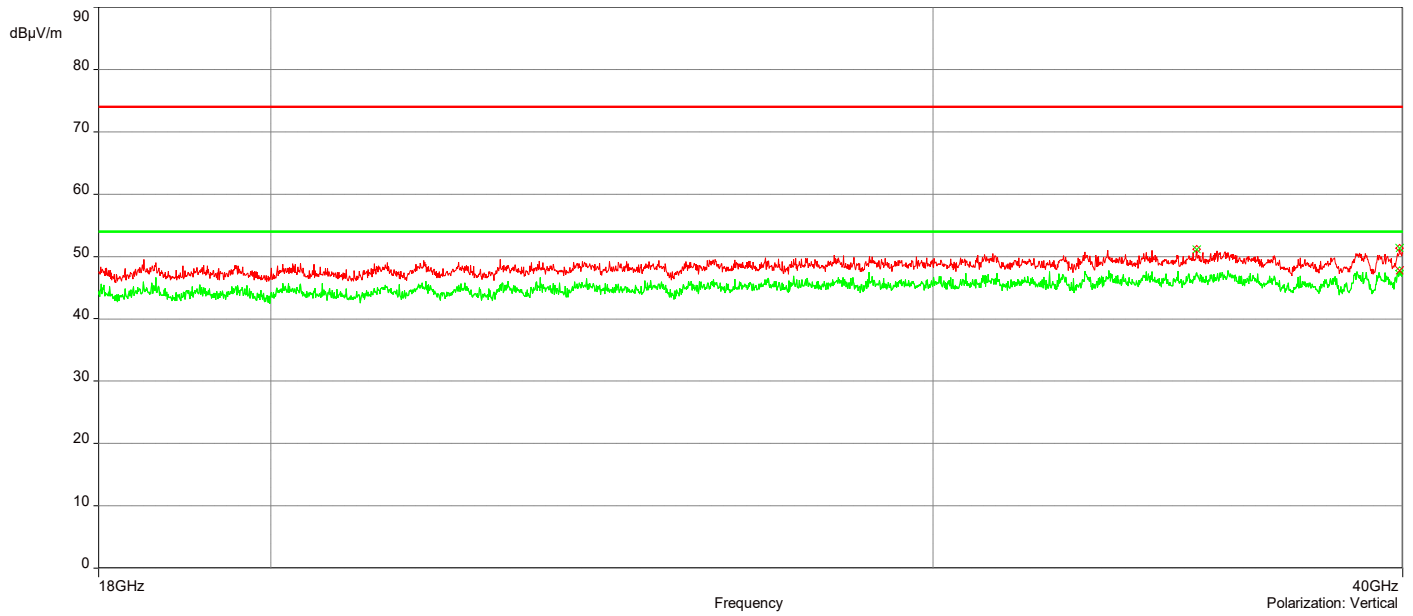
1/11/2023 4:53:30 PM

No	Frequency (MHz)	Level Peak Reading (dBμV/m)	Correction Factor (dB)	Limit dBμV/m	Margin (dB)	Height (m)	Angle (°)	Polarization	Judgement
1	35.261392GHz	51.19	4.07	68.23	-17.04	1.00	315.10	Vertical	Passed
2	39.921998GHz	51.36	6.19	74.00	-22.64	2.34	135.10	Vertical	Passed
3	31.054297GHz	51.27	6.24	68.23	-16.96	1.00	292.60	Horizontal	Passed

No	Frequency (MHz)	Level Average Reading (dBμV/m)	Correction Factor (dB)	Limit dBμV/m	Margin (dB)	Height (m)	Angle (°)	Polarization	Judgment
1	39.923498GHz	47.76	6.20	54.00	-6.24	3.04	180.10	Vertical	Passed
2	18.470011GHz	46.85	-0.28	54.00	-7.15	2.61	337.40	Horizontal	Passed
3	39.875997GHz	48.38	6.06	54.00	-5.62	3.76	180.10	Horizontal	Passed

Overall Graphs:





Remarks:

1. Level Peak Reading (dBµV/m) = Raw Peak Level + Correction Factor
2. Correction Factor (dB) = Antenna Factor + Cable Loss – Pre-amplifier Gain
3. Margin = Level Peak Reading – Limit

Remarks:

1. Level Average Reading (dBµV/m) = Raw Average Level + Correction Factor
2. Correction Factor (dB) = Antenna Factor + Cable Loss – Pre-amplifier Gain
3. Margin = Level Average Reading – Limit

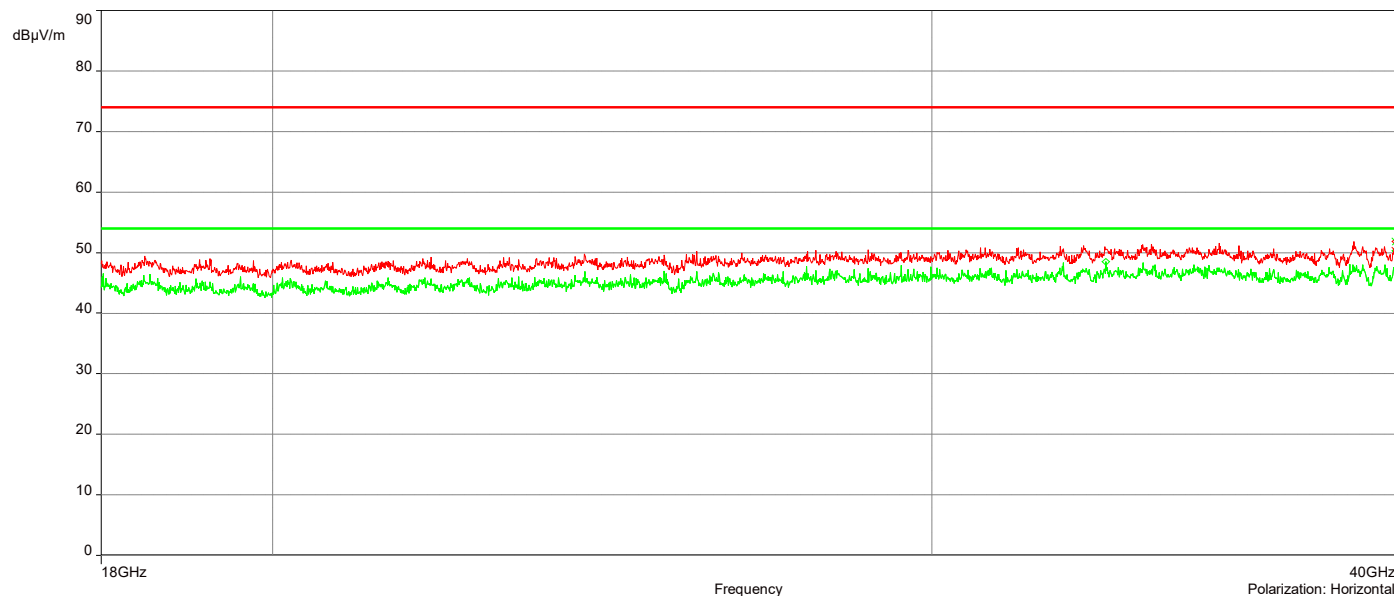
AH22100701-HAR-053#5_5G UNII-1 802.11ac_Ch 38_18-40GHz

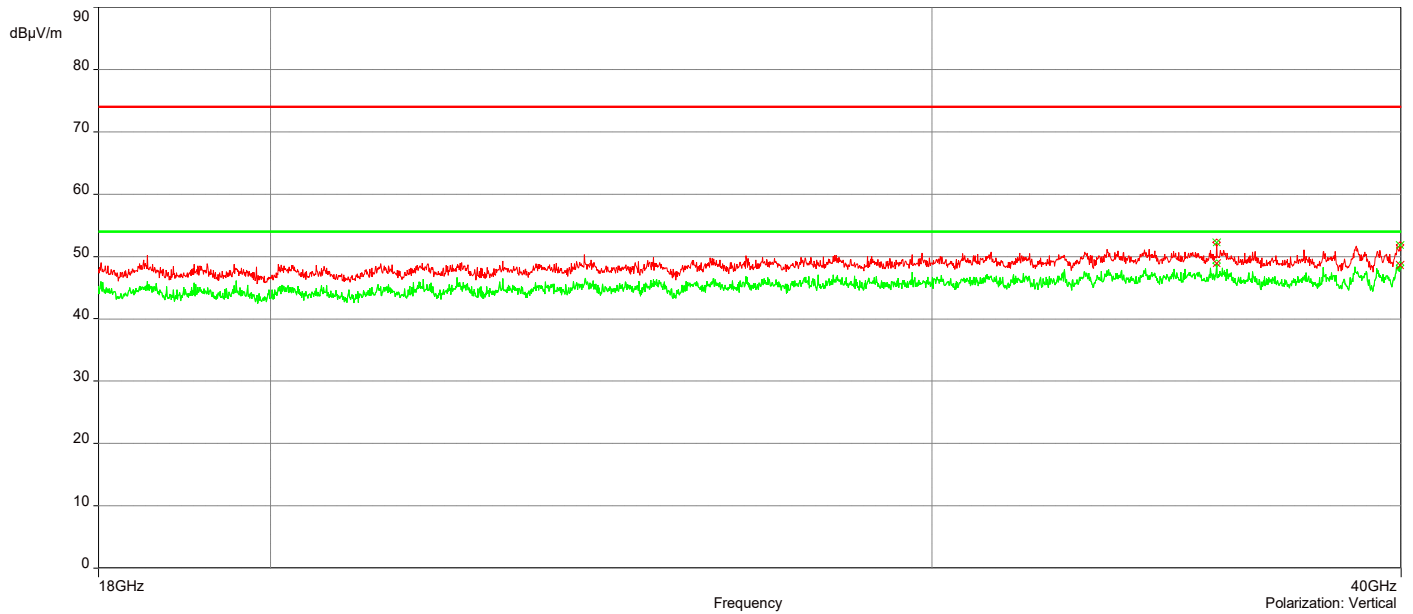
11/28/2022 9:50:36 AM

No	Frequency (MHz)	Level Peak Reading (dBμV/m)	Correction Factor (dB)	Limit dBμV/m	Margin (dB)	Height (m)	Angle (°)	Polarization	Judgement
1	35.722903GHz	52.32	4.29	68.23	-15.91	3.55	247.40	Vertical	Passed
2	39.973499GHz	51.87	6.25	74.00	-22.13	3.73	0.10	Vertical	Passed
3	39.912998GHz	51.88	6.30	74.00	-22.12	1.58	134.90	Horizontal	Passed

No	Frequency (MHz)	Level Average Reading (dBμV/m)	Correction Factor (dB)	Limit dBμV/m	Margin (dB)	Height (m)	Angle (°)	Polarization	Judgment
1	39.9795GHz	48.64	6.26	54.00	-5.36	3.09	179.90	Vertical	Passed
2	39.912998GHz	50.30	6.30	54.00	-3.70	1.58	134.90	Horizontal	Passed

Overall Graphs:





Remarks:

1. Level Peak Reading (dBµV/m) = Raw Peak Level + Correction Factor
2. Correction Factor (dB) = Antenna Factor + Cable Loss – Pre-amplifier Gain
3. Margin = Level Peak Reading – Limit

Remarks:

1. Level Average Reading (dBµV/m) = Raw Average Level + Correction Factor
2. Correction Factor (dB) = Antenna Factor + Cable Loss – Pre-amplifier Gain
3. Margin = Level Average Reading – Limit

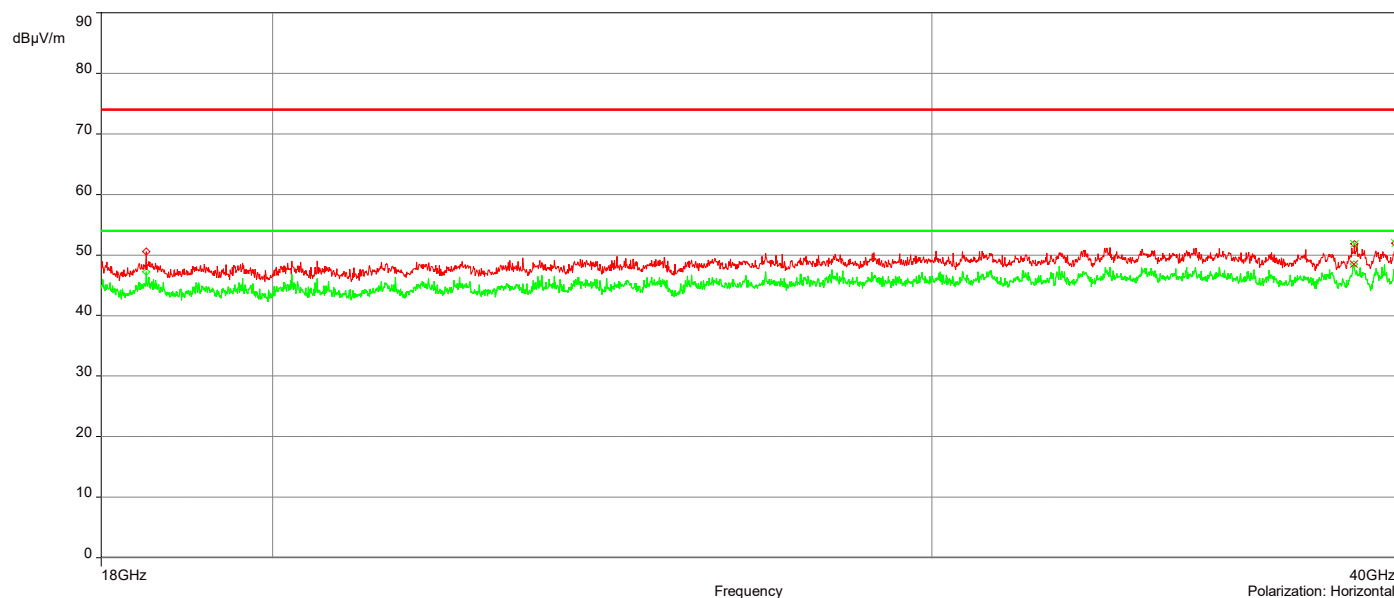
AH22100701-HAR-053#5_5G UNII-1 802.11ac_Ch 46_18-40GHz

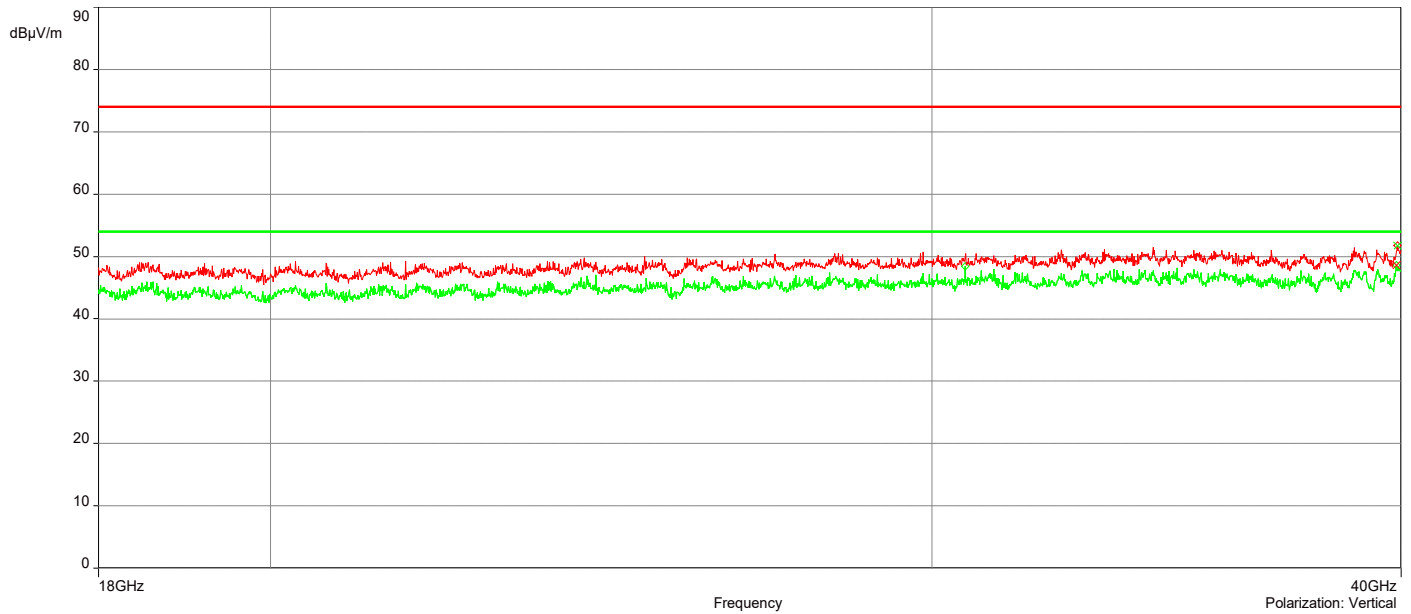
11/28/2022 10:14:03 AM

No	Frequency (MHz)	Level Peak Reading (dBμV/m)	Correction Factor (dB)	Limit dBμV/m	Margin (dB)	Height (m)	Angle (°)	Polarization	Judgement
1	39.909998GHz	51.75	6.14	74.00	-22.25	2.07	45.10	Vertical	Passed
2	38.904475GHz	51.88	6.35	74.00	-22.12	2.74	180.00	Horizontal	Passed
3	39.897498GHz	51.92	6.23	74.00	-22.08	1.00	67.50	Horizontal	Passed

No	Frequency (MHz)	Level Average Reading (dBμV/m)	Correction Factor (dB)	Limit dBμV/m	Margin (dB)	Height (m)	Angle (°)	Polarization	Judgment
1	39.884997GHz	48.62	6.02	54.00	-5.38	2.23	180.00	Vertical	Passed
2	38.893475GHz	48.53	6.27	54.00	-5.47	3.14	90.20	Horizontal	Passed
3	39.982GHz	49.00	6.42	54.00	-5.00	1.06	247.60	Horizontal	Passed

Overall Graphs:





Remarks:

1. Level Peak Reading (dBµV/m) = Raw Peak Level + Correction Factor
2. Correction Factor (dB) = Antenna Factor + Cable Loss – Pre-amplifier Gain
3. Margin = Level Peak Reading – Limit

Remarks:

1. Level Average Reading (dBµV/m) = Raw Average Level + Correction Factor
2. Correction Factor (dB) = Antenna Factor + Cable Loss – Pre-amplifier Gain
3. Margin = Level Average Reading – Limit

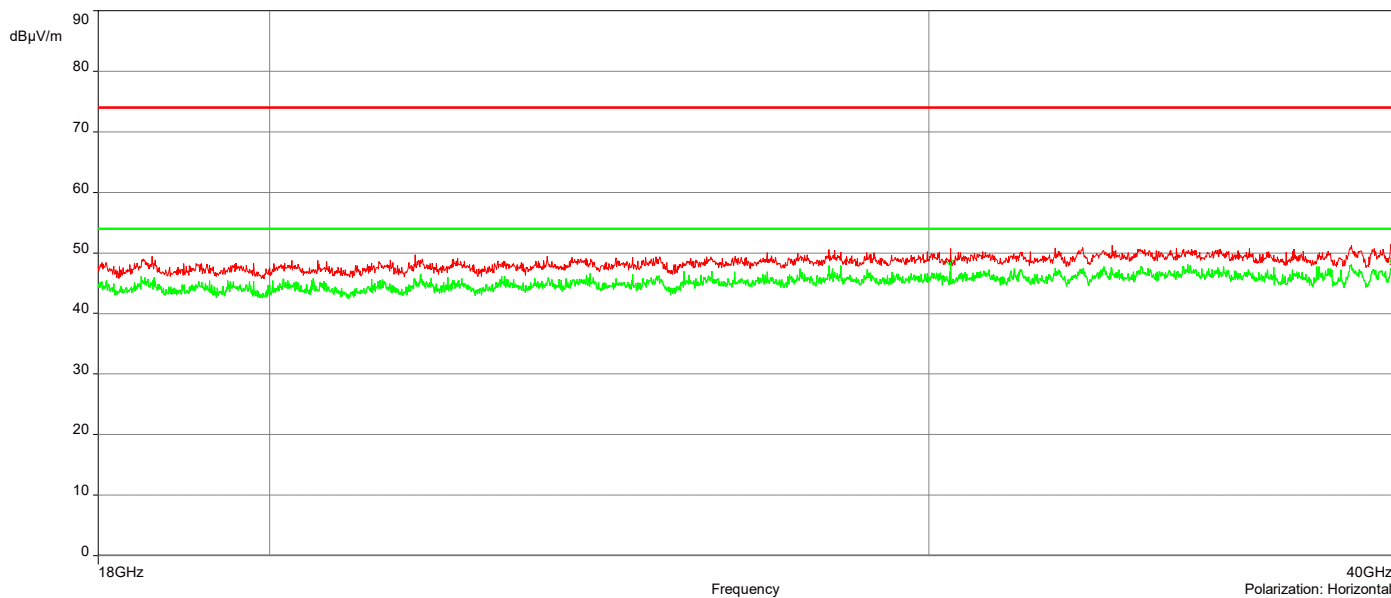
AH22100701-HAR-053#5_5G UNII-1 802.11ac_Ch 42_18-40GHz

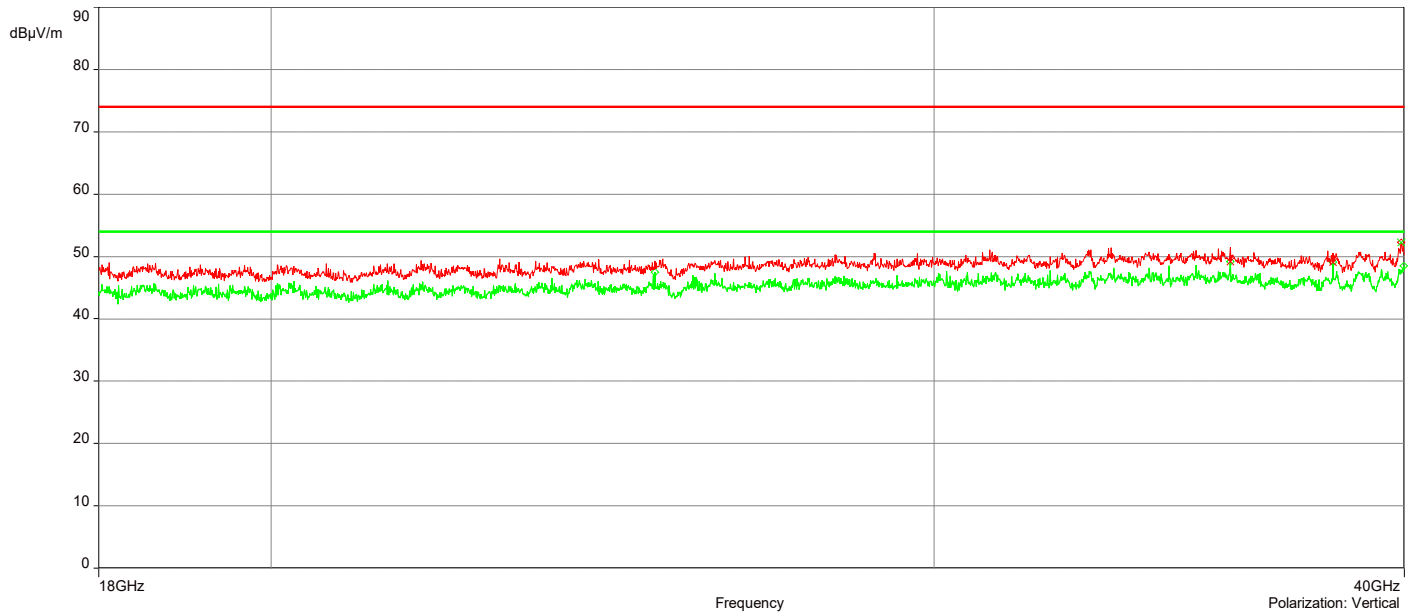
11/28/2022 10:38:26 AM

No	Frequency (MHz)	Level Peak Reading (dBμV/m)	Correction Factor (dB)	Limit dBμV/m	Margin (dB)	Height (m)	Angle (°)	Polarization	Judgement
1	39.919498GHz	52.31	6.18	74.00	-21.69	3.17	292.40	Vertical	Passed
2	39.9895GHz	51.89	6.43	74.00	-22.11	3.00	0	Horizontal	Passed

No	Frequency (MHz)	Level Average Reading (dBμV/m)	Correction Factor (dB)	Limit dBμV/m	Margin (dB)	Height (m)	Angle (°)	Polarization	Judgment
1	39.926998GHz	48.57	6.35	54.00	-5.43	1.75	314.90	Horizontal	Passed

Overall Graphs:





Remarks:

1. Level Peak Reading (dBµV/m) = Raw Peak Level + Correction Factor
2. Correction Factor (dB) = Antenna Factor + Cable Loss – Pre-amplifier Gain
3. Margin = Level Peak Reading – Limit

Remarks:

1. Level Average Reading (dBµV/m) = Raw Average Level + Correction Factor
2. Correction Factor (dB) = Antenna Factor + Cable Loss – Pre-amplifier Gain
3. Margin = Level Average Reading – Limit

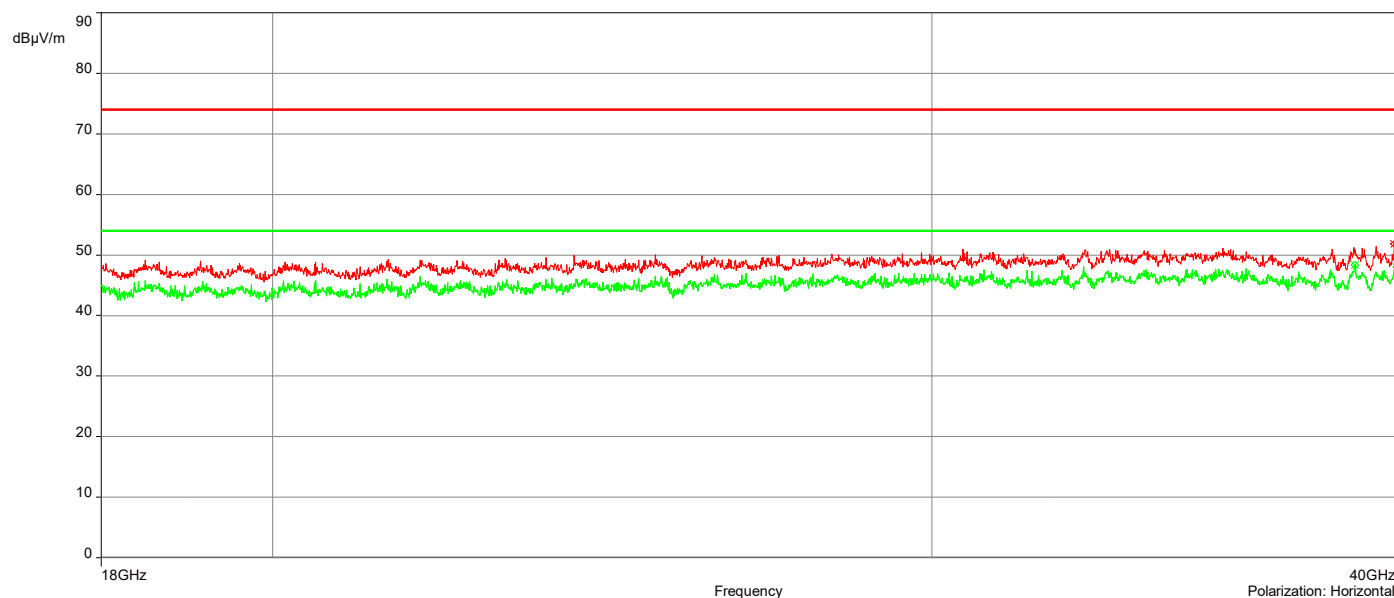
AH22100701-HAR-053#5_5G UNII-3 802.11a_Ch 149_18-40GHz

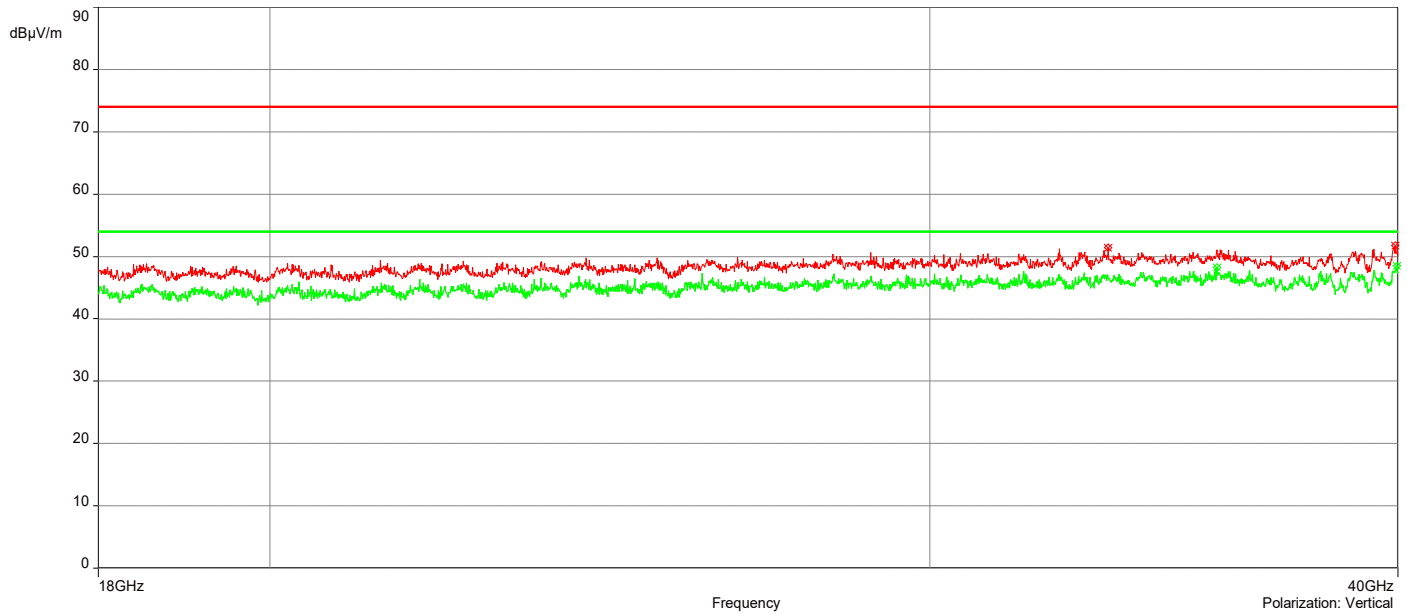
1/11/2023 1:12:39 PM

No	Frequency (MHz)	Level Peak Reading (dBμV/m)	Correction Factor (dB)	Limit dBμV/m	Margin (dB)	Height (m)	Angle (°)	Polarization	Judgement
1	33.477852GHz	51.41	5.50	68.23	-16.82	3.37	157.60	Vertical	Passed
2	39.940499GHz	51.75	6.21	74.00	-22.25	1.19	135.00	Vertical	Passed
3	39.874997GHz	51.85	6.05	74.00	-22.15	4.00	225.10	Horizontal	Passed

No	Frequency (MHz)	Level Average Reading (dBμV/m)	Correction Factor (dB)	Limit dBμV/m	Margin (dB)	Height (m)	Angle (°)	Polarization	Judgment
1	39.981GHz	48.50	6.27	54.00	-5.50	3.05	225.10	Vertical	Passed
2	38.916975GHz	48.30	6.26	54.00	-5.70	1.05	337.40	Horizontal	Passed
3	39.936499GHz	48.03	6.35	54.00	-5.97	1.95	315.10	Horizontal	Passed

Overall Graphs:





Remarks:

1. Level Peak Reading (dBµV/m) = Raw Peak Level + Correction Factor
2. Correction Factor (dB) = Antenna Factor + Cable Loss – Pre-amplifier Gain
3. Margin = Level Peak Reading – Limit

Remarks:

1. Level Average Reading (dBµV/m) = Raw Average Level + Correction Factor
2. Correction Factor (dB) = Antenna Factor + Cable Loss – Pre-amplifier Gain
3. Margin = Level Average Reading – Limit

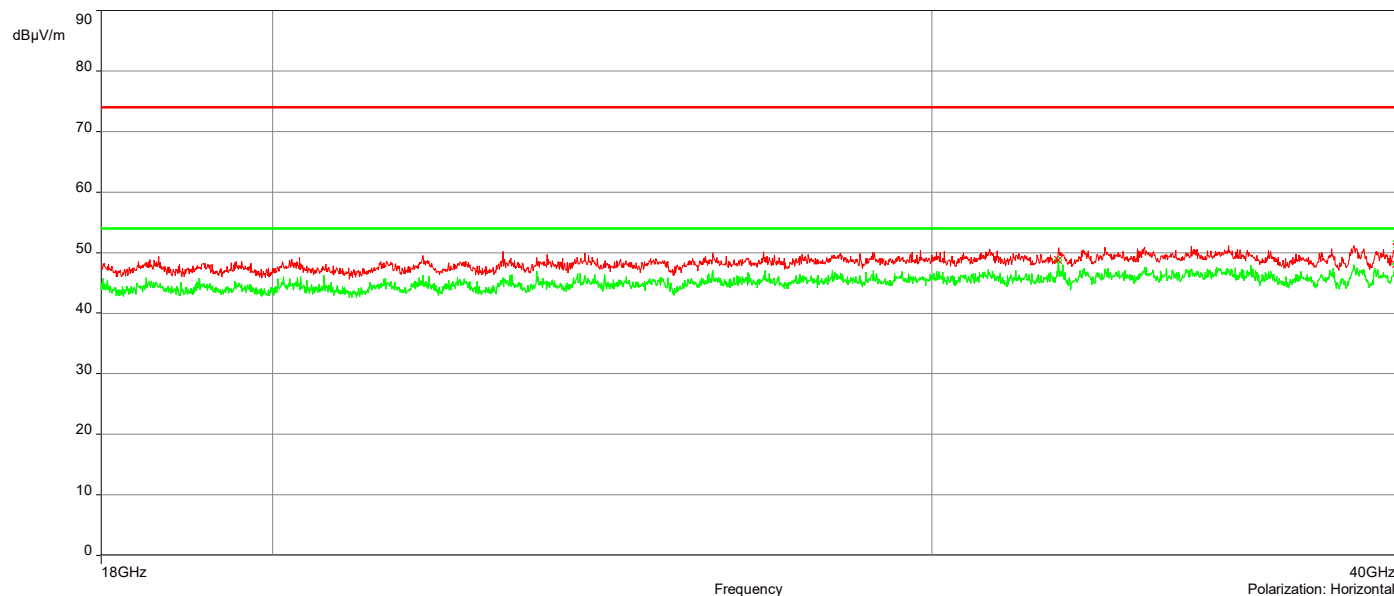
AH22100701-HAR-053#5_5G UNII-3 802.11a_Ch 157_18-40GHz

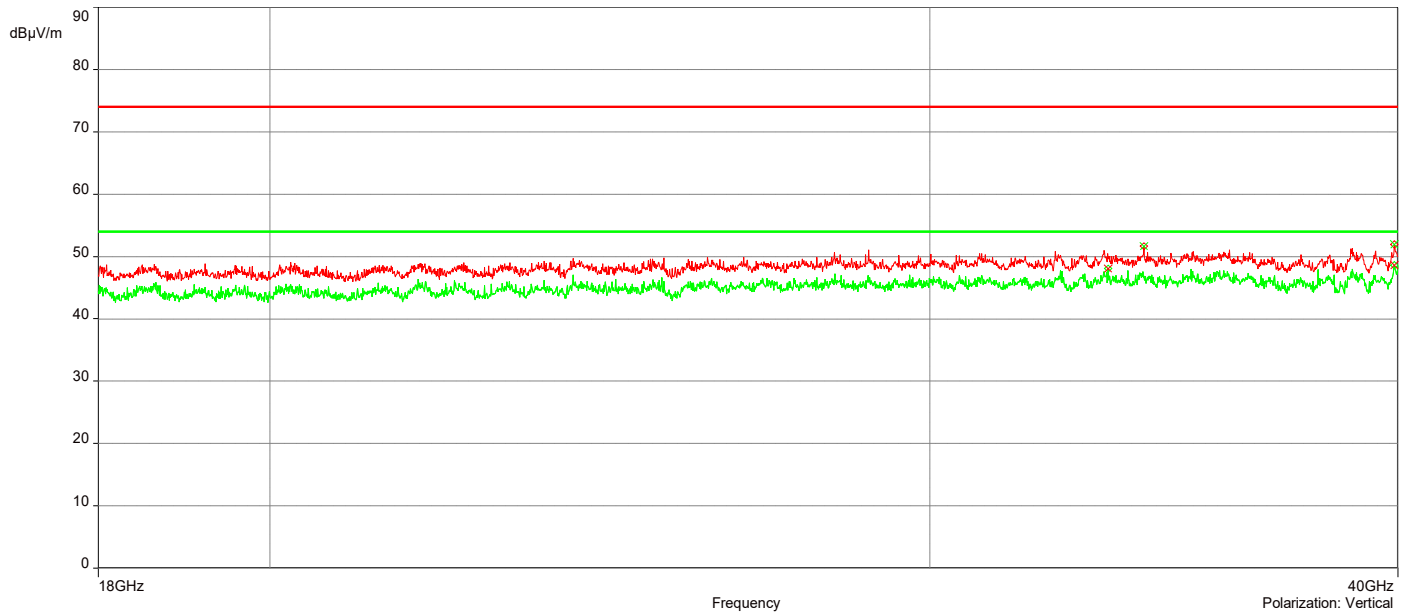
1/11/2023 1:36:23 PM

No	Frequency (MHz)	Level Peak Reading (dBμV/m)	Correction Factor (dB)	Limit dBμV/m	Margin (dB)	Height (m)	Angle (°)	Polarization	Judgement
1	34.218369GHz	51.70	5.29	68.23	-16.53	1.60	337.40	Vertical	Passed
2	39.907498GHz	51.91	6.13	74.00	-22.09	2.70	269.90	Vertical	Passed
3	39.941499GHz	51.42	6.36	74.00	-22.58	1.00	224.90	Horizontal	Passed

No	Frequency (MHz)	Level Average Reading (dBμV/m)	Correction Factor (dB)	Limit dBμV/m	Margin (dB)	Height (m)	Angle (°)	Polarization	Judgment
1	39.916498GHz	48.60	6.17	54.00	-5.40	1.45	202.40	Vertical	Passed
2	39.906498GHz	48.05	6.27	54.00	-5.95	1.92	314.90	Horizontal	Passed

Overall Graphs:





Remarks:

1. Level Peak Reading (dBµV/m) = Raw Peak Level + Correction Factor
2. Correction Factor (dB) = Antenna Factor + Cable Loss – Pre-amplifier Gain
3. Margin = Level Peak Reading – Limit

Remarks:

1. Level Average Reading (dBµV/m) = Raw Average Level + Correction Factor
2. Correction Factor (dB) = Antenna Factor + Cable Loss – Pre-amplifier Gain
3. Margin = Level Average Reading – Limit

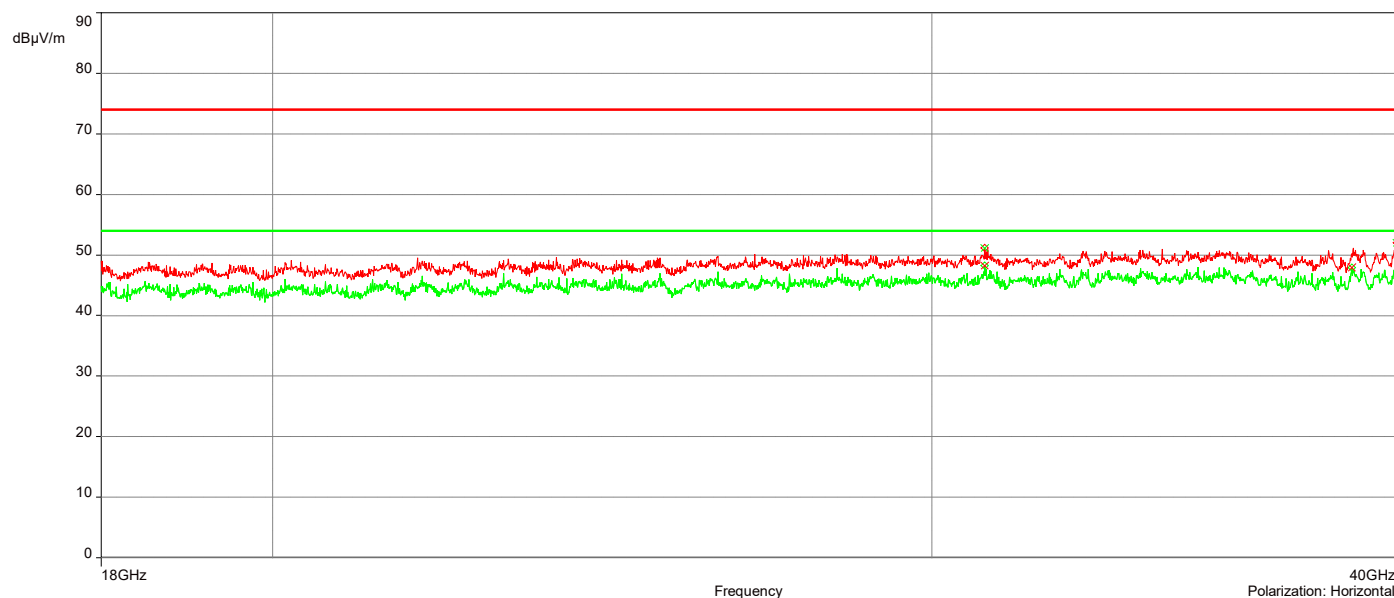
AH22100701-HAR-053#5_5G UNII-3 802.11a_Ch 165_18-40GHz

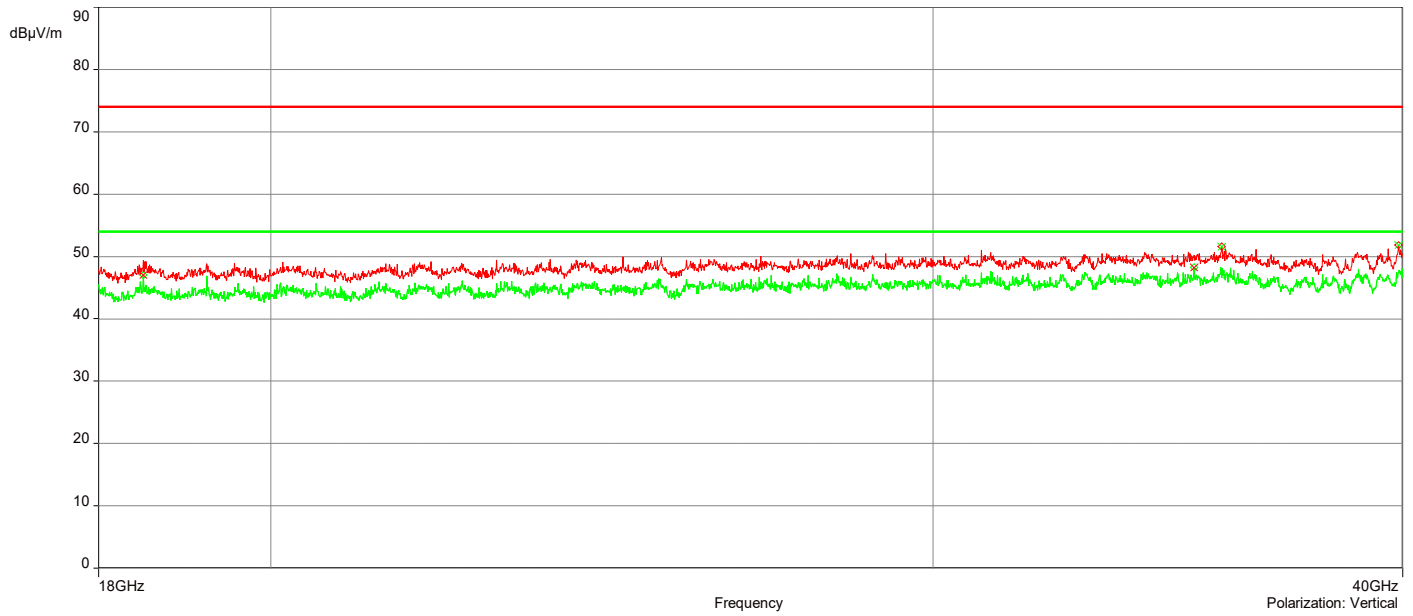
1/11/2023 2:00:04 PM

No	Frequency (MHz)	Level Peak Reading (dBμV/m)	Correction Factor (dB)	Limit dBμV/m	Margin (dB)	Height (m)	Angle (°)	Polarization	Judgement
1	35.803905GHz	51.61	4.47	68.23	-16.62	3.57	90.20	Vertical	Passed
2	39.902998GHz	51.89	6.11	74.00	-22.11	2.60	67.50	Vertical	Passed
3	30.992295GHz	51.17	6.32	68.23	-17.06	1.00	337.40	Horizontal	Passed
4	39.935999GHz	52.05	6.35	74.00	-21.95	2.23	22.50	Horizontal	Passed

No	Frequency (MHz)	Level Average Reading (dBμV/m)	Correction Factor (dB)	Limit dBμV/m	Margin (dB)	Height (m)	Angle (°)	Polarization	Judgment
1	18.498011GHz	47.06	-0.23	54.00	-6.94	4.00	112.60	Vertical	Passed
2	38.844974GHz	47.91	5.43	54.00	-6.09	3.89	225.10	Horizontal	Passed

Overall Graphs:





Remarks:

1. Level Peak Reading (dBµV/m) = Raw Peak Level + Correction Factor
2. Correction Factor (dB) = Antenna Factor + Cable Loss – Pre-amplifier Gain
3. Margin = Level Peak Reading – Limit

Remarks:

1. Level Average Reading (dBµV/m) = Raw Average Level + Correction Factor
2. Correction Factor (dB) = Antenna Factor + Cable Loss – Pre-amplifier Gain
3. Margin = Level Average Reading – Limit

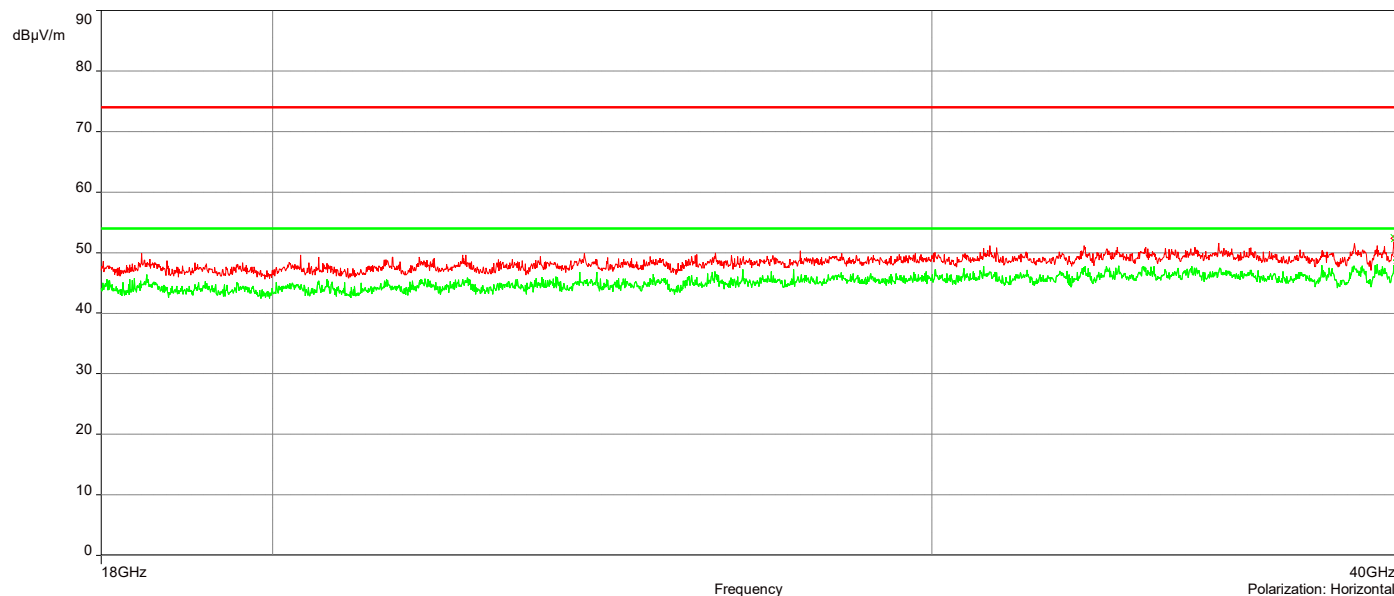
AH22100701-HAR-053#5_5G UNII-3 802.11n_Ch 149_18-40GHz

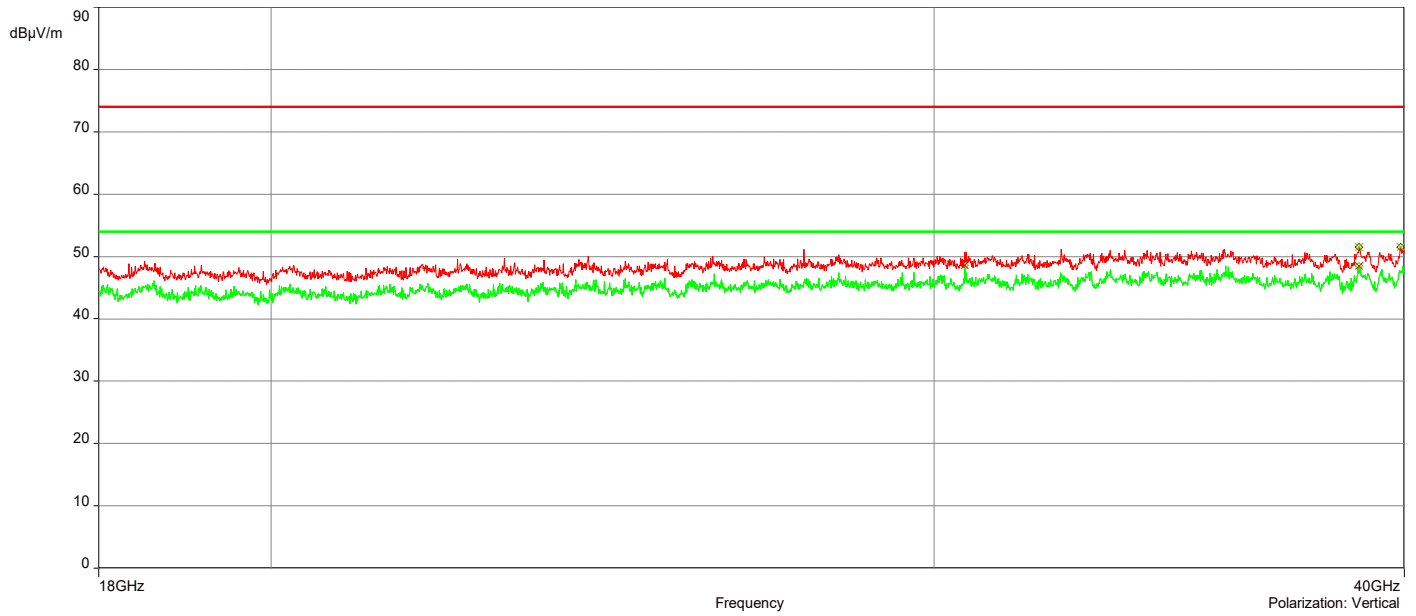
11/28/2022 11:41:10 AM

No	Frequency (MHz)	Level Peak Reading (dBμV/m)	Correction Factor (dB)	Limit dBμV/m	Margin (dB)	Height (m)	Angle (°)	Polarization	Judgement
1	38.908975GHz	51.50	6.34	74.00	-22.50	3.57	225.20	Vertical	Passed
2	39.917498GHz	51.52	6.17	74.00	-22.48	1.28	292.60	Vertical	Passed
3	39.884497GHz	52.36	6.14	74.00	-21.64	1.03	315.10	Horizontal	Passed

No	Frequency (MHz)	Level Average Reading (dBμV/m)	Correction Factor (dB)	Limit dBμV/m	Margin (dB)	Height (m)	Angle (°)	Polarization	Judgment
1	38.908975GHz	48.51	6.34	54.00	-5.49	3.57	225.20	Vertical	Passed
2	39.944499GHz	48.80	6.36	54.00	-5.20	2.66	0.10	Horizontal	Passed

Overall Graphs:





Remarks:

1. Level Peak Reading (dBµV/m) = Raw Peak Level + Correction Factor
2. Correction Factor (dB) = Antenna Factor + Cable Loss – Pre-amplifier Gain
3. Margin = Level Peak Reading – Limit

Remarks:

1. Level Average Reading (dBµV/m) = Raw Average Level + Correction Factor
2. Correction Factor (dB) = Antenna Factor + Cable Loss – Pre-amplifier Gain
3. Margin = Level Average Reading – Limit

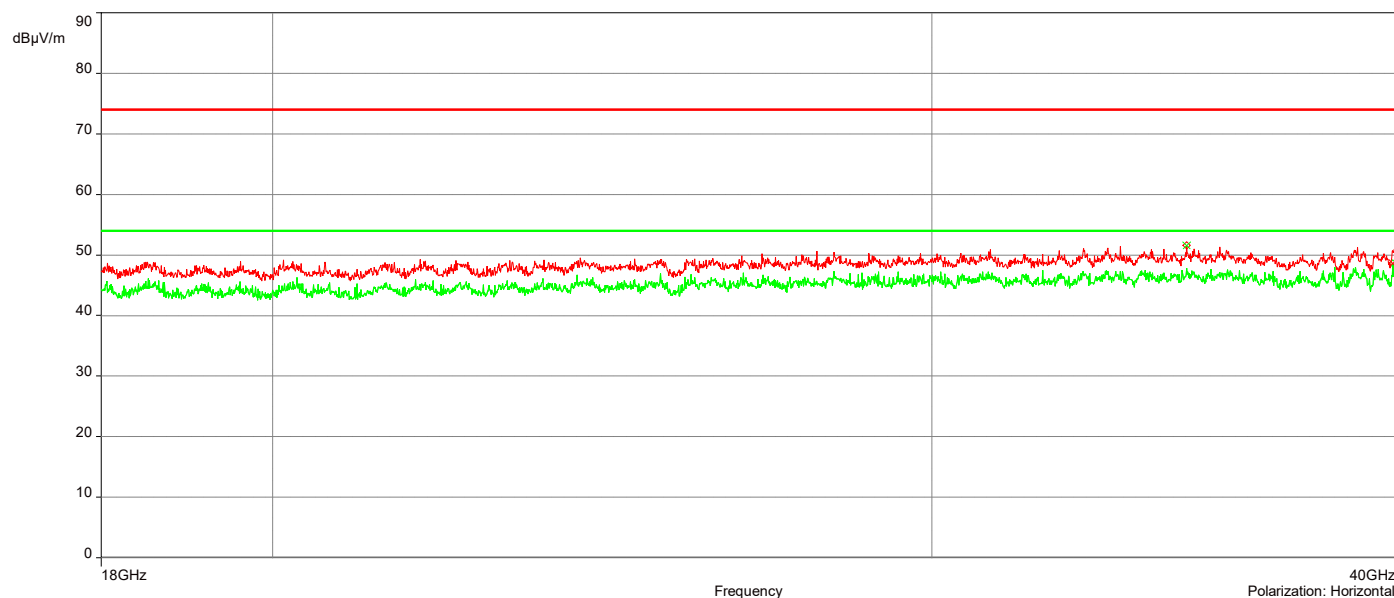
AH22100701-HAR-053#5_5G UNII-3 802.11n_Ch 157_18-40GHz

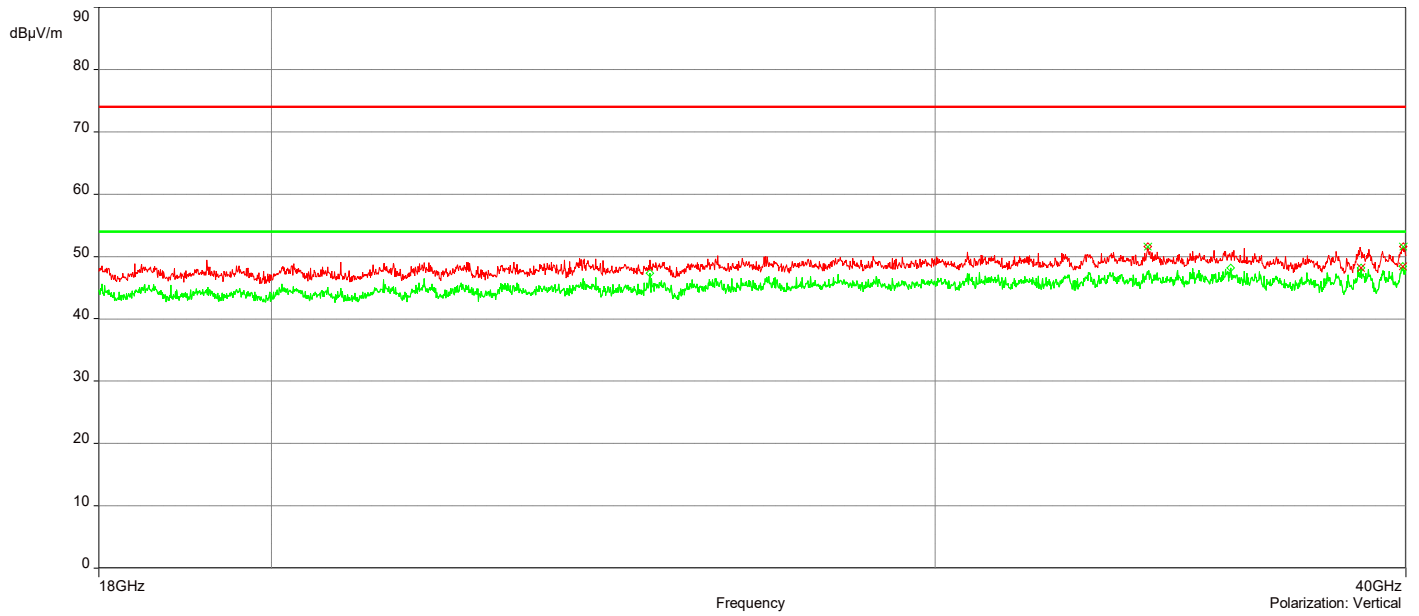
11/28/2022 12:01:08 PM

No	Frequency (MHz)	Level Peak Reading (dBμV/m)	Correction Factor (dB)	Limit dBμV/m	Margin (dB)	Height (m)	Angle (°)	Polarization	Judgement
1	34.164367GHz	51.57	5.36	68.23	-16.66	2.63	292.40	Vertical	Passed
2	39.941999GHz	51.58	6.21	74.00	-22.42	1.03	224.90	Vertical	Passed
3	35.088888GHz	51.63	5.03	68.23	-16.6	1.81	247.40	Horizontal	Passed

No	Frequency (MHz)	Level Average Reading (dBμV/m)	Correction Factor (dB)	Limit dBμV/m	Margin (dB)	Height (m)	Angle (°)	Polarization	Judgment
1	38.924476GHz	48.17	6.24	54.00	-5.83	4.00	44.90	Vertical	Passed
2	39.922498GHz	48.41	6.19	54.00	-5.59	3.44	67.40	Vertical	Passed
3	39.835496GHz	48.58	5.71	54.00	-5.42	3.83	179.90	Horizontal	Passed

Overall Graphs:





Remarks:

1. Level Peak Reading (dBµV/m) = Raw Peak Level + Correction Factor
2. Correction Factor (dB) = Antenna Factor + Cable Loss – Pre-amplifier Gain
3. Margin = Level Peak Reading – Limit

Remarks:

1. Level Average Reading (dBµV/m) = Raw Average Level + Correction Factor
2. Correction Factor (dB) = Antenna Factor + Cable Loss – Pre-amplifier Gain
3. Margin = Level Average Reading – Limit

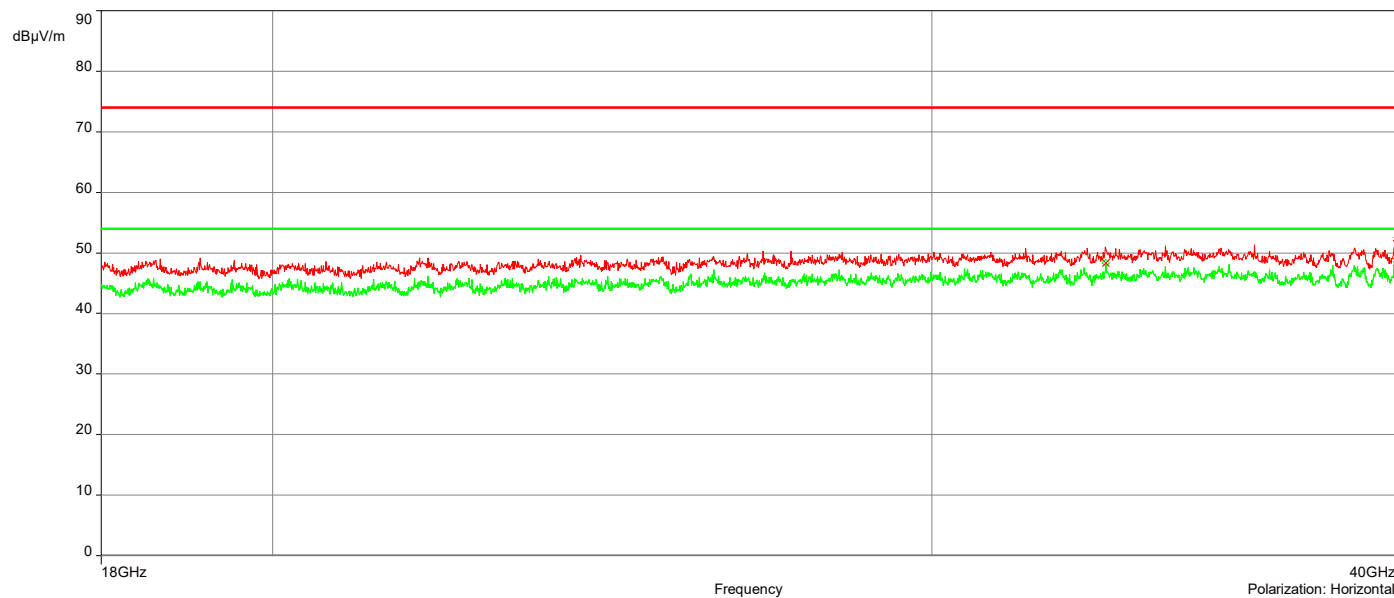
AH22100701-HAR-053#5_5G UNII-3 802.11n_Ch 165_18-40GHz

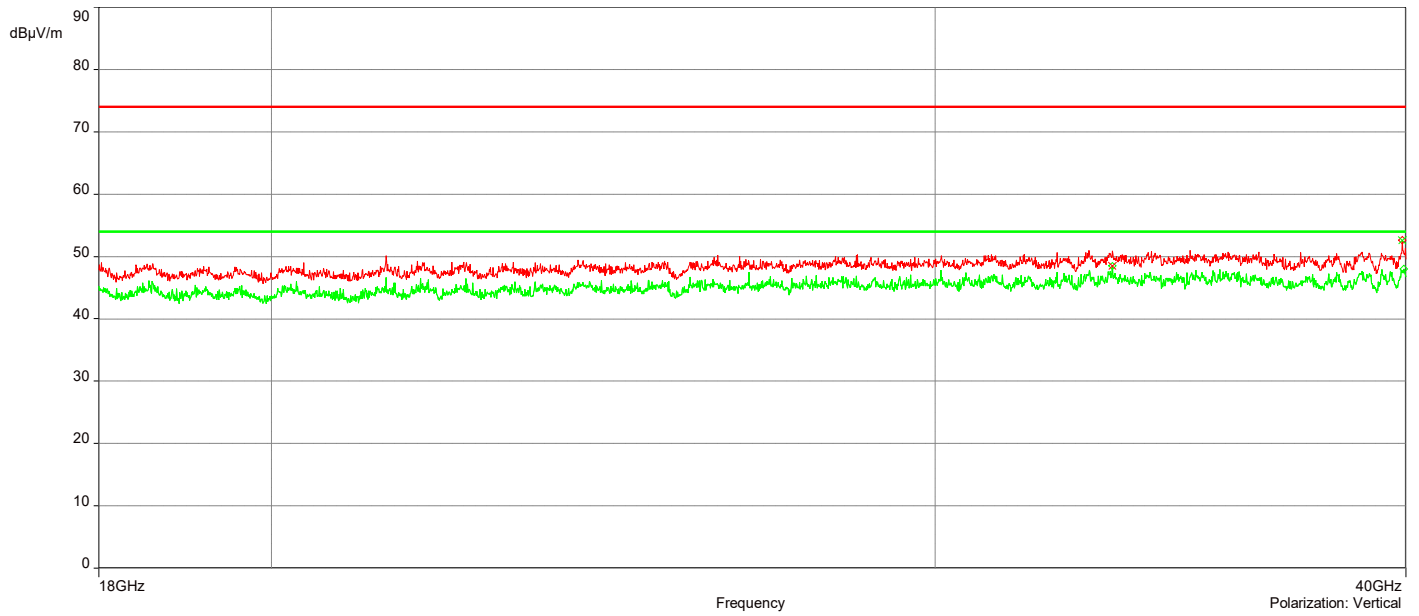
11/28/2022 12:31:06 PM

No	Frequency (MHz)	Level Peak Reading (dBμV/m)	Correction Factor (dB)	Limit dBμV/m	Margin (dB)	Height (m)	Angle (°)	Polarization	Judgement
1	39.917498GHz	52.59	6.17	74.00	-21.41	3.91	112.50	Vertical	Passed
2	39.952999GHz	52.02	6.36	74.00	-21.98	1.00	202.50	Horizontal	Passed

No	Frequency (MHz)	Level Average Reading (dBμV/m)	Correction Factor (dB)	Limit dBμV/m	Margin (dB)	Height (m)	Angle (°)	Polarization	Judgment
1	39.952999GHz	48.56	6.36	54.00	-5.44	1.00	202.50	Horizontal	Passed

Overall Graphs:





Remarks:

1. Level Peak Reading (dBµV/m) = Raw Peak Level + Correction Factor
2. Correction Factor (dB) = Antenna Factor + Cable Loss – Pre-amplifier Gain
3. Margin = Level Peak Reading – Limit

Remarks:

1. Level Average Reading (dBµV/m) = Raw Average Level + Correction Factor
2. Correction Factor (dB) = Antenna Factor + Cable Loss – Pre-amplifier Gain
3. Margin = Level Average Reading – Limit

AH22100701-HAR-053#5_5G UNII-3 802.11n_Ch 151_18-40GHz

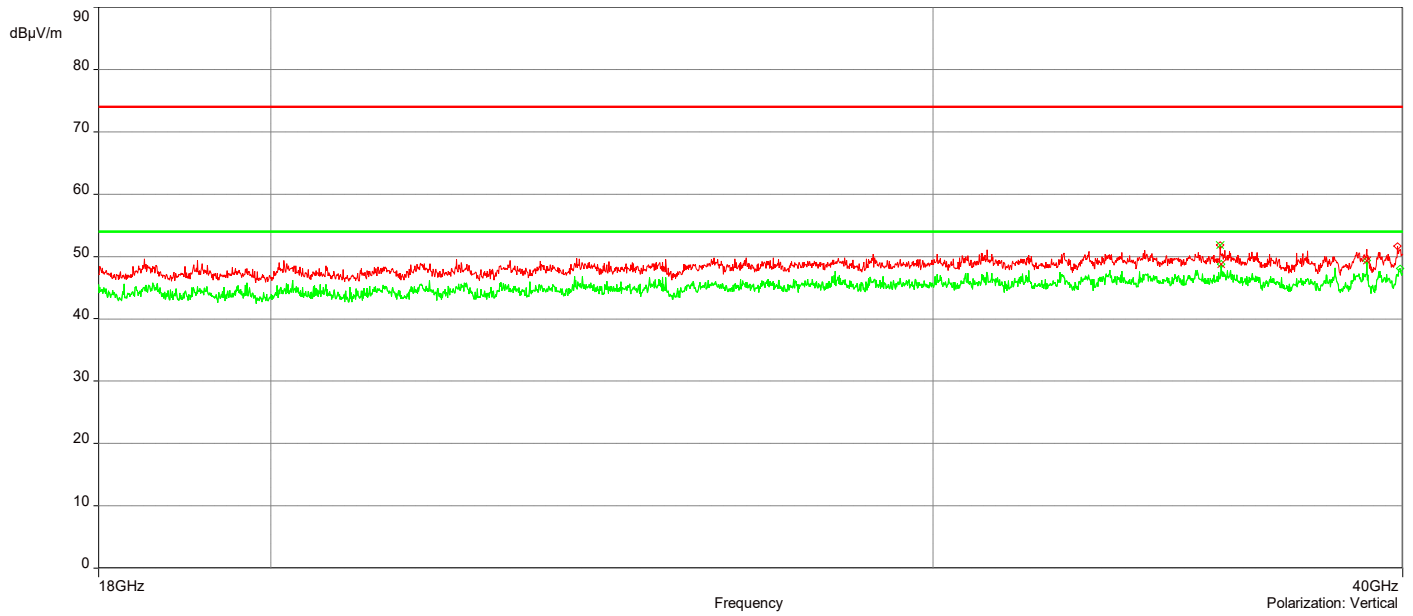
11/28/2022 12:54:42 PM

No	Frequency (MHz)	Level Peak Reading (dBμV/m)	Correction Factor (dB)	Limit dBμV/m	Margin (dB)	Height (m)	Angle (°)	Polarization	Judgement
1	35.769404GHz	51.89	4.34	68.23	-16.34	2.06	314.90	Vertical	Passed
2	35.797904GHz	52.20	4.41	68.23	-16.03	3.76	157.40	Horizontal	Passed
3	39.967499GHz	51.91	6.38	74.00	-22.09	3.11	157.40	Horizontal	Passed

No	Frequency (MHz)	Level Average Reading (dBμV/m)	Correction Factor (dB)	Limit dBμV/m	Margin (dB)	Height (m)	Angle (°)	Polarization	Judgment
1	39.12848GHz	49.35	6.01	54.00	-4.65	1.56	292.40	Vertical	Passed
2	39.911998GHz	48.15	6.30	54.00	-5.85	2.45	22.40	Horizontal	Passed

Overall Graphs:





Remarks:

1. Level Peak Reading (dBµV/m) = Raw Peak Level + Correction Factor
2. Correction Factor (dB) = Antenna Factor + Cable Loss – Pre-amplifier Gain
3. Margin = Level Peak Reading – Limit

Remarks:

1. Level Average Reading (dBµV/m) = Raw Average Level + Correction Factor
2. Correction Factor (dB) = Antenna Factor + Cable Loss – Pre-amplifier Gain
3. Margin = Level Average Reading – Limit

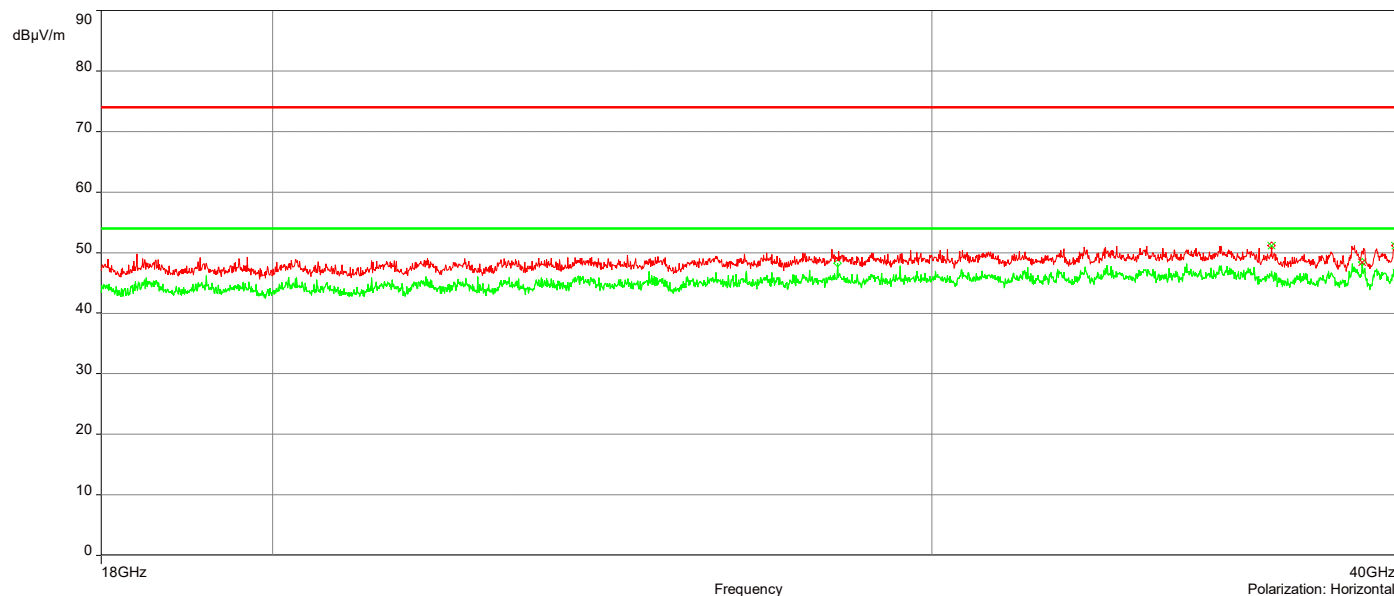
AH22100701-HAR-053#5_5G UNII-3 802.11n_Ch 159_18-40GHz

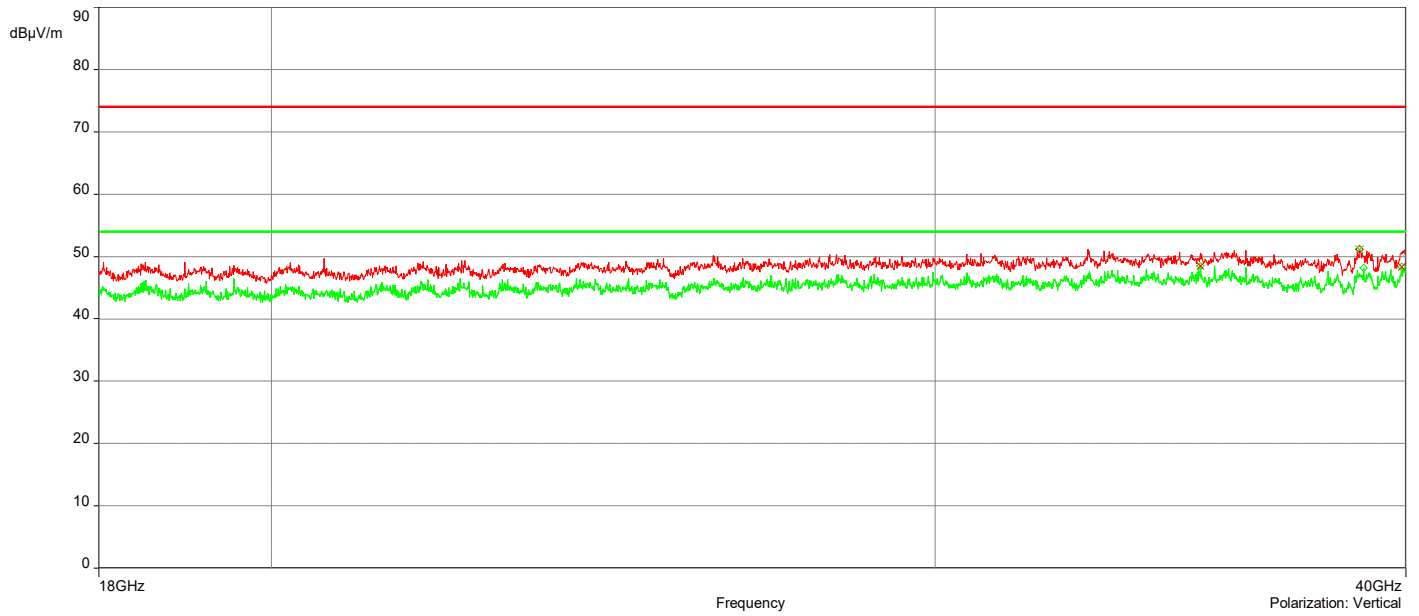
11/28/2022 1:18:24 PM

No	Frequency (MHz)	Level Peak Reading (dBμV/m)	Correction Factor (dB)	Limit dBμV/m	Margin (dB)	Height (m)	Angle (°)	Polarization	Judgement
1	38.879975GHz	51.18	6.05	74.00	-22.82	1.73	45.10	Vertical	Passed
2	36.979931GHz	51.19	2.28	68.23	-17.04	1.42	0.20	Horizontal	Passed
3	39.892498GHz	51.20	6.19	74.00	-22.8	3.97	292.60	Horizontal	Passed

No	Frequency (MHz)	Level Average Reading (dBμV/m)	Correction Factor (dB)	Limit dBμV/m	Margin (dB)	Height (m)	Angle (°)	Polarization	Judgment
1	39.899498GHz	48.31	6.09	54.00	-5.69	1.87	45.10	Vertical	Passed
2	39.087979GHz	48.40	5.83	54.00	-5.60	3.18	157.60	Horizontal	Passed

Overall Graphs:





Remarks:

1. Level Peak Reading (dBµV/m) = Raw Peak Level + Correction Factor
2. Correction Factor (dB) = Antenna Factor + Cable Loss – Pre-amplifier Gain
3. Margin = Level Peak Reading – Limit

Remarks:

1. Level Average Reading (dBµV/m) = Raw Average Level + Correction Factor
2. Correction Factor (dB) = Antenna Factor + Cable Loss – Pre-amplifier Gain
3. Margin = Level Average Reading – Limit

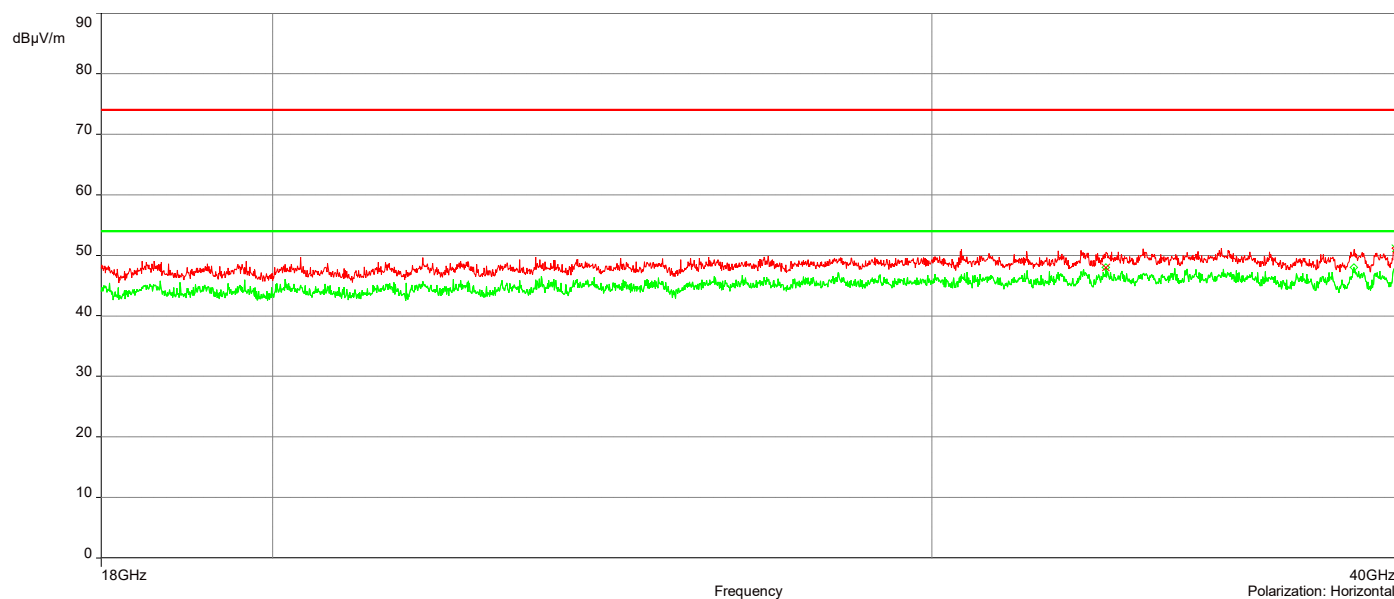
AH22100701-HAR-053#5_5G UNII-3 802.11ac_Ch 155_18-40GHz

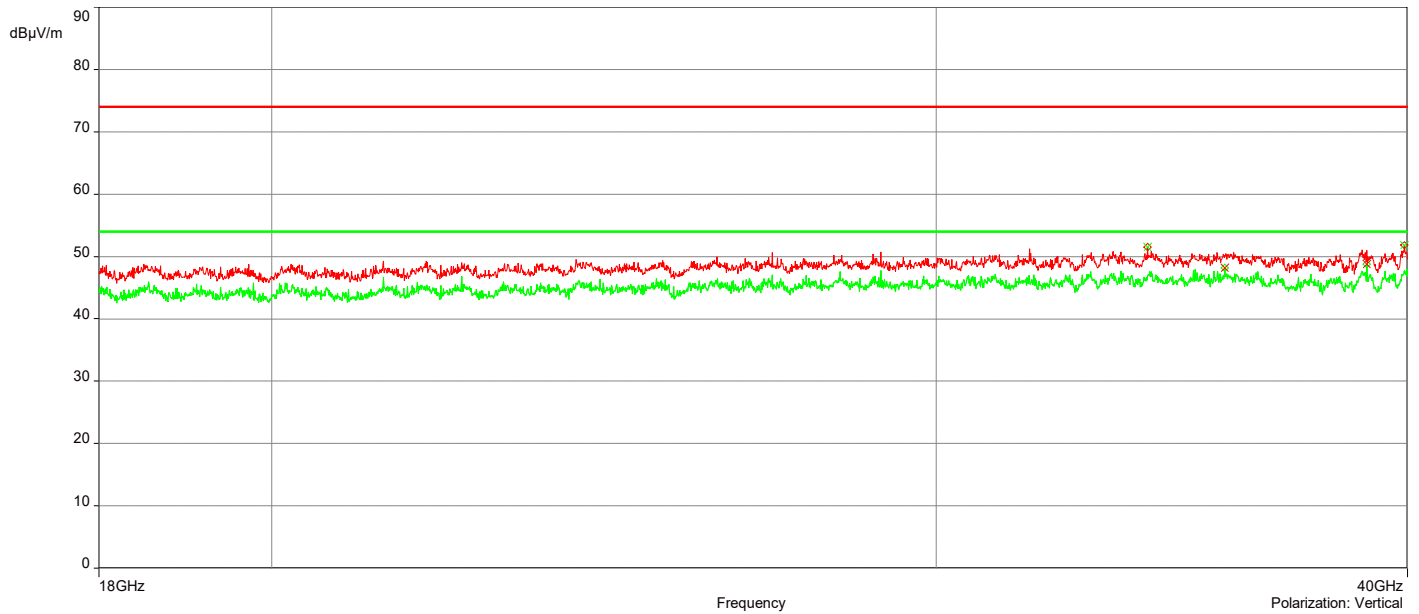
11/28/2022 1:50:15 PM

No	Frequency (MHz)	Level Peak Reading (dBμV/m)	Correction Factor (dB)	Limit dBμV/m	Margin (dB)	Height (m)	Angle (°)	Polarization	Judgement
1	34.128367GHz	51.47	5.21	68.23	-16.76	1.57	0.20	Vertical	Passed
2	39.927998GHz	51.86	6.20	74.00	-22.14	2.86	134.90	Vertical	Passed
3	39.907998GHz	51.19	6.28	74.00	-22.81	1.83	157.40	Horizontal	Passed

No	Frequency (MHz)	Level Average Reading (dBμV/m)	Correction Factor (dB)	Limit dBμV/m	Margin (dB)	Height (m)	Angle (°)	Polarization	Judgment
1	39.016978GHz	48.77	5.73	54.00	-5.23	3.00	89.90	Vertical	Passed

Overall Graphs:





Remarks:

1. Level Peak Reading (dBµV/m) = Raw Peak Level + Correction Factor
2. Correction Factor (dB) = Antenna Factor + Cable Loss – Pre-amplifier Gain
3. Margin = Level Peak Reading – Limit

Remarks:

1. Level Average Reading (dBµV/m) = Raw Average Level + Correction Factor
2. Correction Factor (dB) = Antenna Factor + Cable Loss – Pre-amplifier Gain
3. Margin = Level Average Reading – Limit

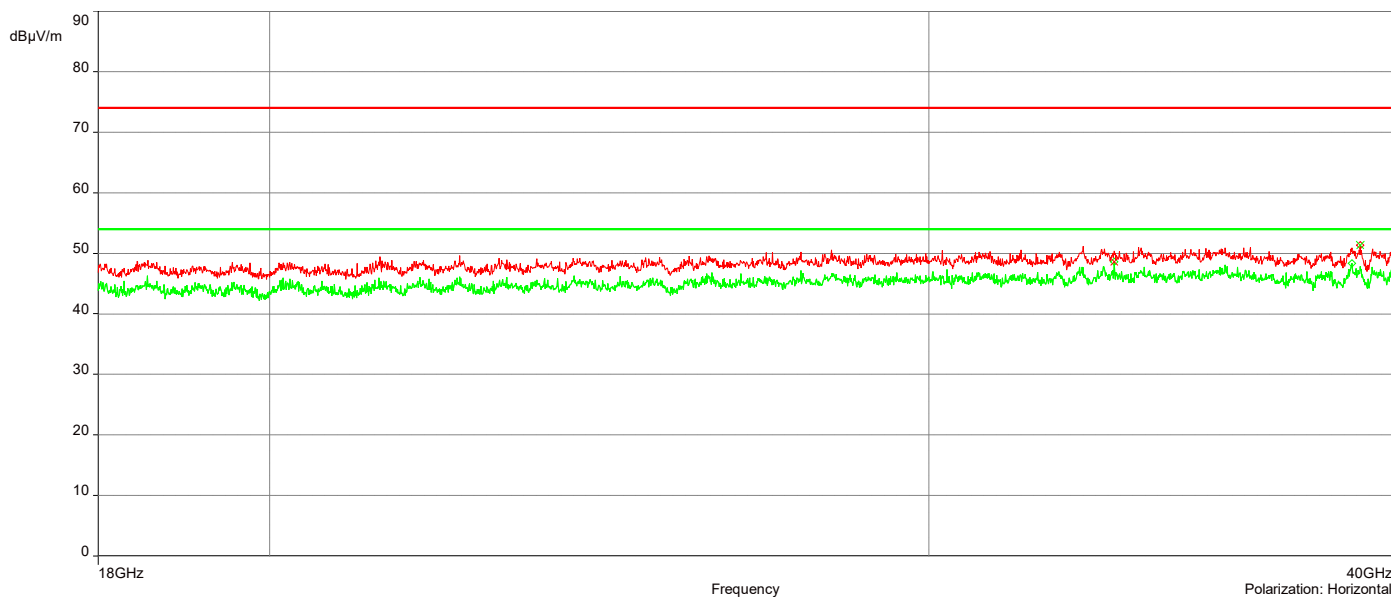
AH22100701-HAR-053#5_5G UNII-3 802.11ac_Ch 149_18-40GHz

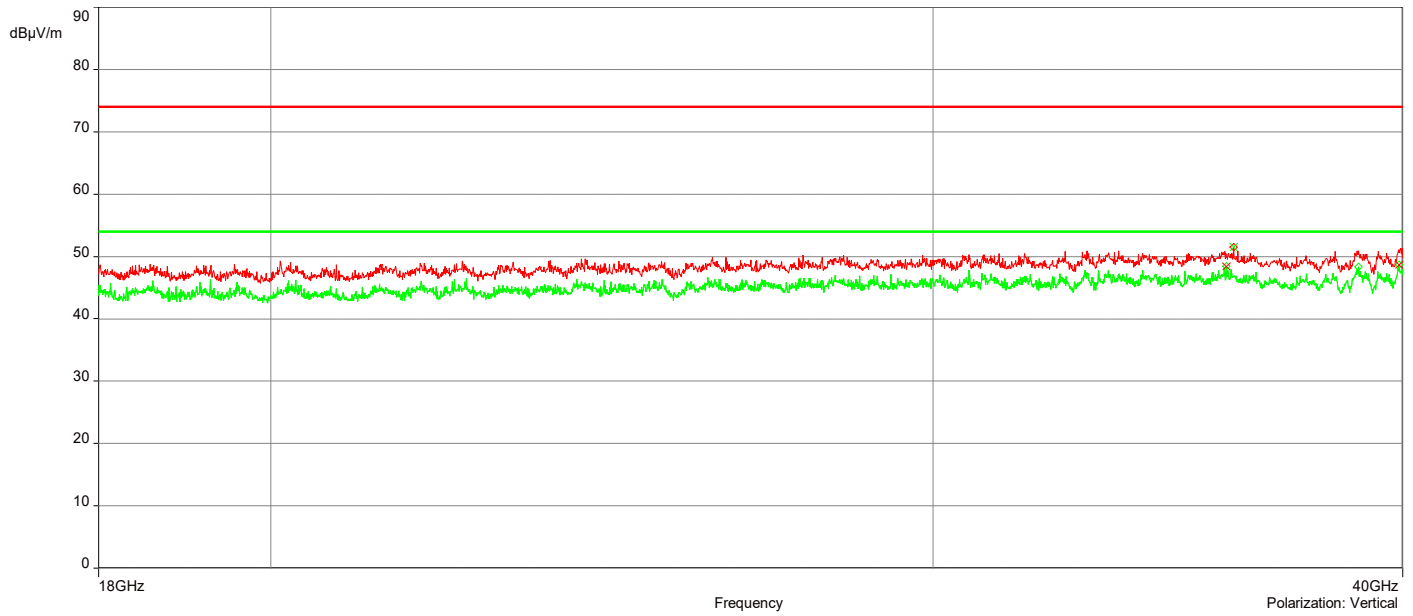
1/11/2023 2:45:49 PM

No	Frequency (MHz)	Level Peak Reading (dBμV/m)	Correction Factor (dB)	Limit dBμV/m	Margin (dB)	Height (m)	Angle (°)	Polarization	Judgement
1	36.068411GHz	51.47	3.27	68.23	-16.76	2.65	202.40	Vertical	Passed
2	39.11298GHz	51.32	5.97	74.00	-22.68	1.28	269.90	Horizontal	Passed

No	Frequency (MHz)	Level Average Reading (dBμV/m)	Correction Factor (dB)	Limit dBμV/m	Margin (dB)	Height (m)	Angle (°)	Polarization	Judgment
1	39.913498GHz	48.64	6.16	54.00	-5.36	3.71	202.40	Vertical	Passed
2	39.991GHz	48.40	6.44	54.00	-5.60	3.46	89.90	Horizontal	Passed

Overall Graphs:





Remarks:

1. Level Peak Reading (dBµV/m) = Raw Peak Level + Correction Factor
2. Correction Factor (dB) = Antenna Factor + Cable Loss – Pre-amplifier Gain
3. Margin = Level Peak Reading – Limit

Remarks:

1. Level Average Reading (dBµV/m) = Raw Average Level + Correction Factor
2. Correction Factor (dB) = Antenna Factor + Cable Loss – Pre-amplifier Gain
3. Margin = Level Average Reading – Limit

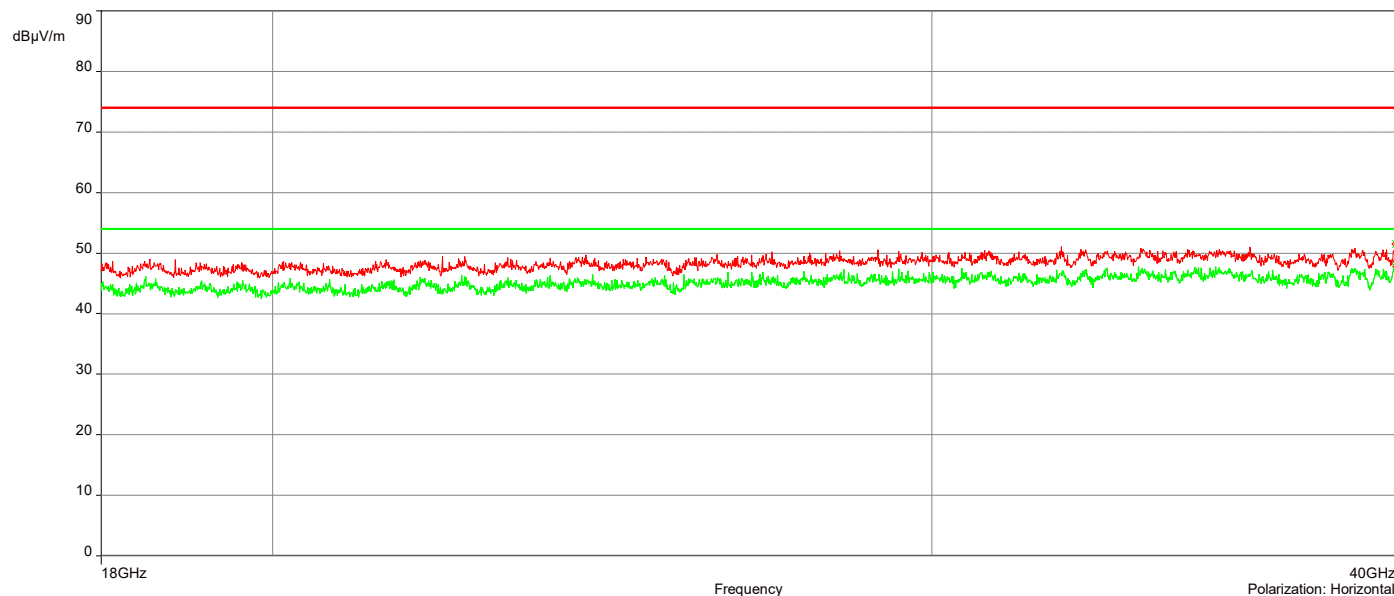
AH22100701-HAR-053#5_5G UNII-3 802.11ac_Ch 157_18-40GHz

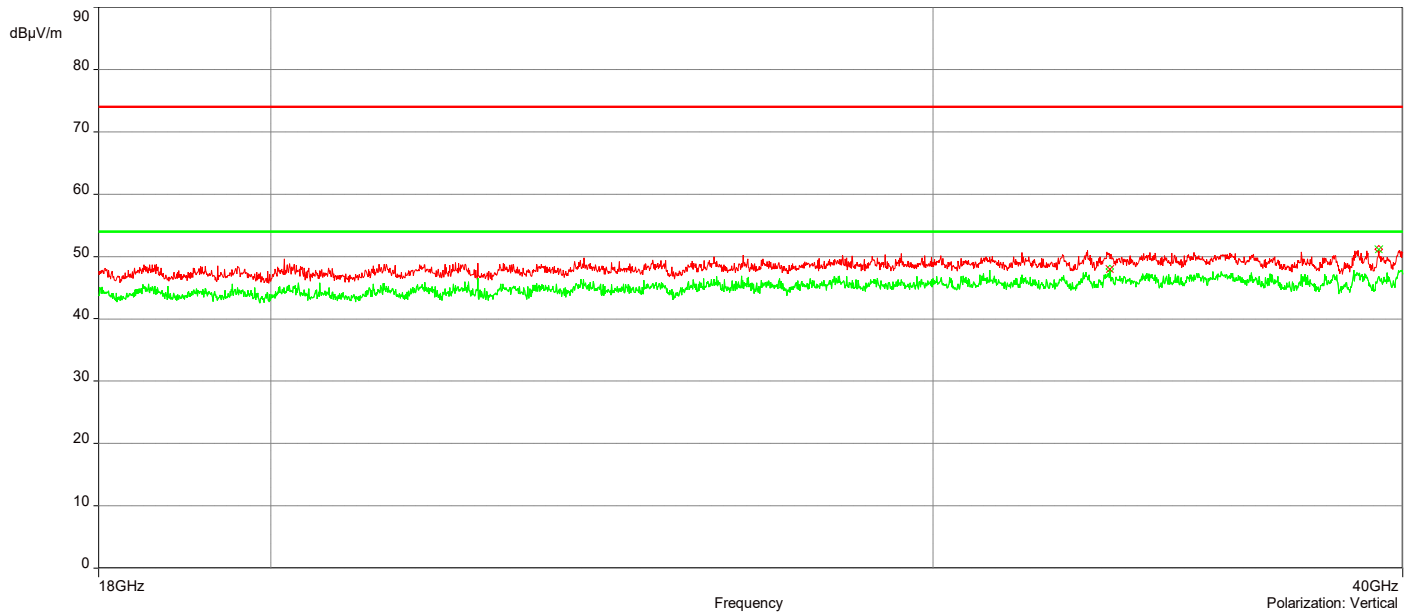
1/11/2023 3:20:45 PM

No	Frequency (MHz)	Level Peak Reading (dBμV/m)	Correction Factor (dB)	Limit dBμV/m	Margin (dB)	Height (m)	Angle (°)	Polarization	Judgement
1	39.412987GHz	51.12	5.36	74.00	-22.88	2.13	180.10	Vertical	Passed
2	39.909998GHz	51.47	6.29	74.00	-22.53	3.11	90.10	Horizontal	Passed

No	Frequency (MHz)	Level Average Reading (dBμV/m)	Correction Factor (dB)	Limit dBμV/m	Margin (dB)	Height (m)	Angle (°)	Polarization	Judgment
1	39.911498GHz	48.26	6.29	54.00	-5.74	2.99	315.10	Horizontal	Passed

Overall Graphs:





Remarks:

1. Level Peak Reading (dBµV/m) = Raw Peak Level + Correction Factor
2. Correction Factor (dB) = Antenna Factor + Cable Loss – Pre-amplifier Gain
3. Margin = Level Peak Reading – Limit

Remarks:

1. Level Average Reading (dBµV/m) = Raw Average Level + Correction Factor
2. Correction Factor (dB) = Antenna Factor + Cable Loss – Pre-amplifier Gain
3. Margin = Level Average Reading – Limit

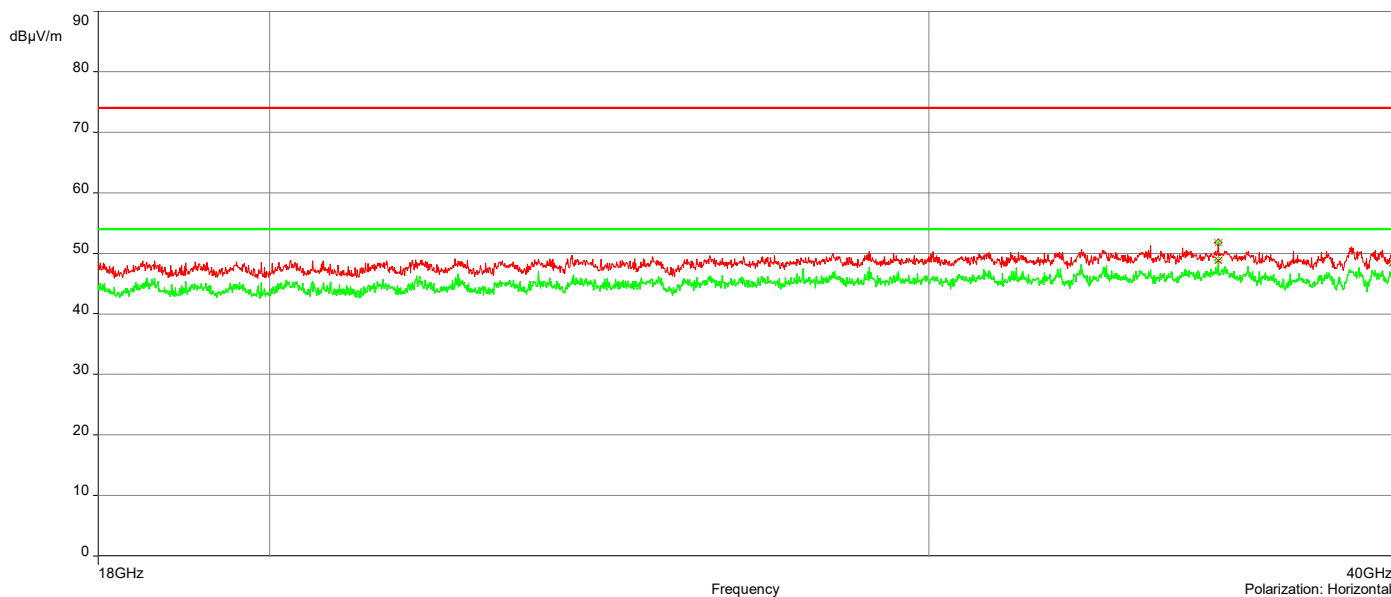
AH22100701-HAR-053#5_5G UNII-3 802.11ac_Ch 165_18-40GHz

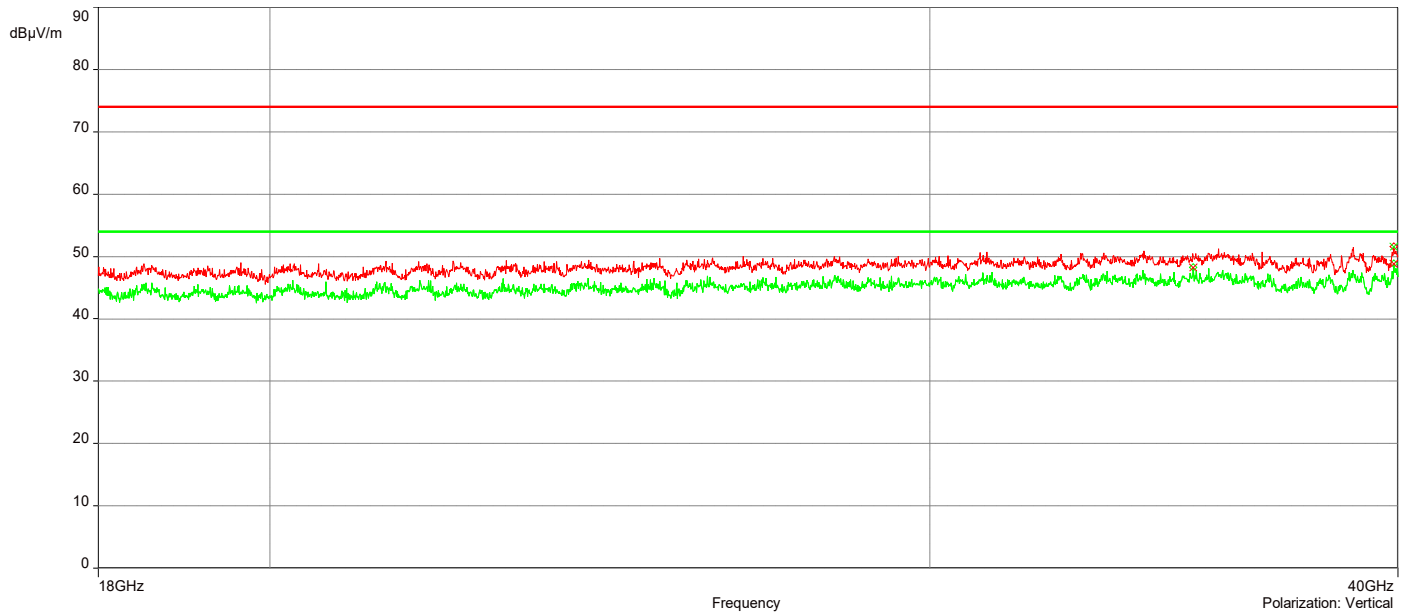
1/11/2023 3:44:33 PM

No	Frequency (MHz)	Level Peak Reading (dBμV/m)	Correction Factor (dB)	Limit dBμV/m	Margin (dB)	Height (m)	Angle (°)	Polarization	Judgement
1	39.900498GHz	51.56	6.10	74.00	-22.44	1.00	247.40	Vertical	Passed
2	35.844906GHz	51.73	4.30	68.23	-16.5	1.41	112.40	Horizontal	Passed

No	Frequency (MHz)	Level Average Reading (dBμV/m)	Correction Factor (dB)	Limit dBμV/m	Margin (dB)	Height (m)	Angle (°)	Polarization	Judgment
1	39.901998GHz	48.82	6.11	54.00	-5.18	1.00	337.40	Vertical	Passed
2	39.907998GHz	48.45	6.28	54.00	-5.55	3.92	112.40	Horizontal	Passed

Overall Graphs:





Remarks:

1. Level Peak Reading (dBµV/m) = Raw Peak Level + Correction Factor
2. Correction Factor (dB) = Antenna Factor + Cable Loss – Pre-amplifier Gain
3. Margin = Level Peak Reading – Limit

Remarks:

1. Level Average Reading (dBµV/m) = Raw Average Level + Correction Factor
2. Correction Factor (dB) = Antenna Factor + Cable Loss – Pre-amplifier Gain
3. Margin = Level Average Reading – Limit

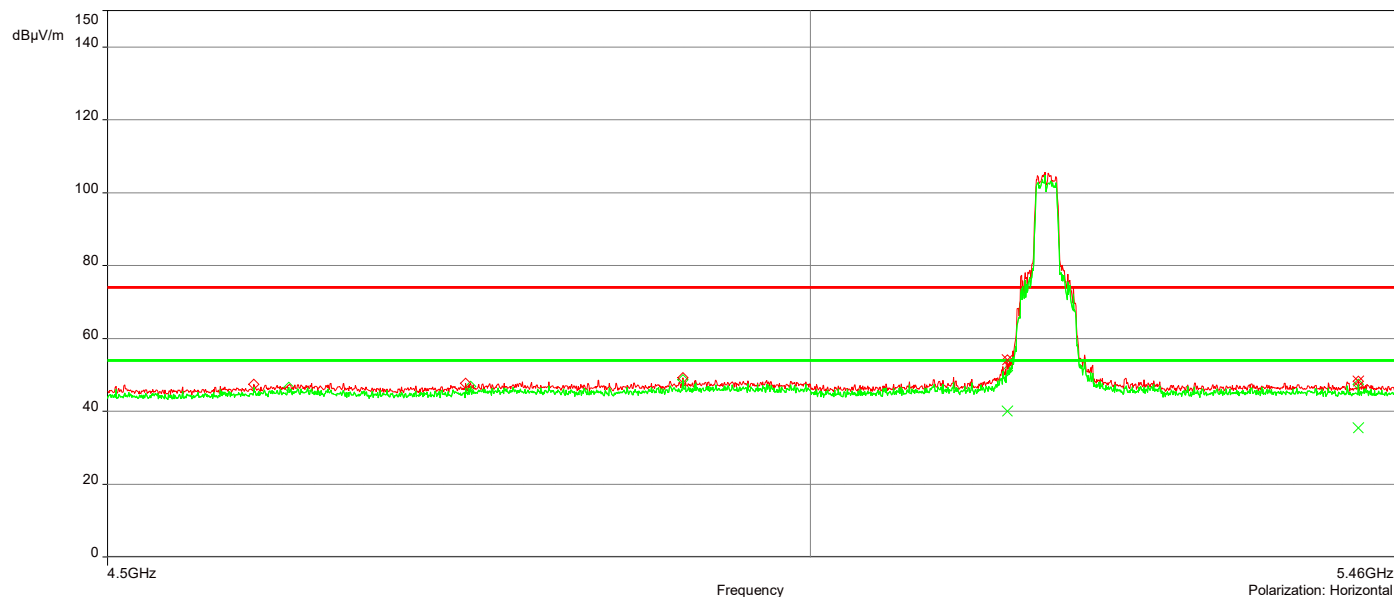
AH22100701-HAR-053#5_Restricted Bandedge_5G UNII-1 802.11a_Ch 36

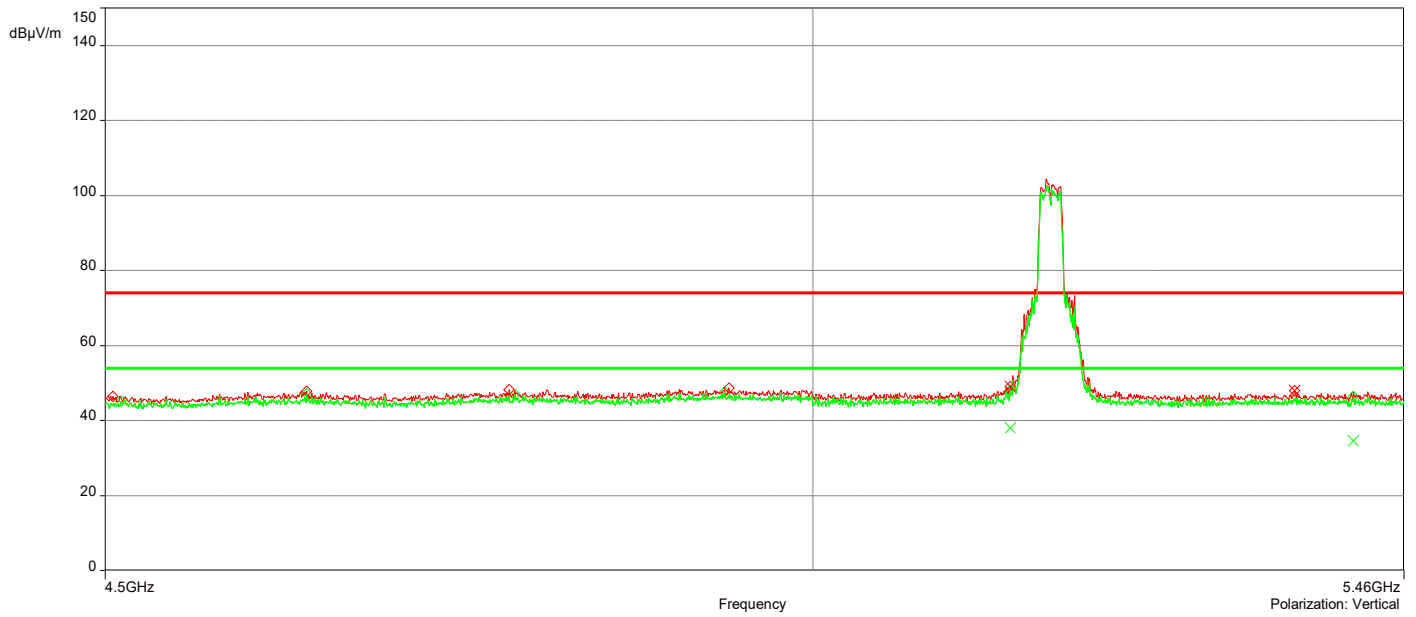
11/21/2022 4:57:27 PM

No	Frequency (MHz)	Level Peak Reading (dBμV/m)	Correction Factor (dB)	Limit dBμV/m	Margin (dB)	Height (m)	Angle (°)	Polarization	Judgement
1.	5.1497649GHz	54.08	4.24	74.00	-19.92	1.00	29.40	Horizontal	Passed
2.	5.4283042GHz	48.19	4.86	74.00	-25.81	3.50	105.10	Horizontal	Passed
3.	5.1492846GHz	49.09	4.25	74.00	-24.91	2.50	246.10	Vertical	Passed
4.	5.3716358GHz	48.02	4.79	74.00	-25.98	2.50	257.20	Vertical	Passed

No	Frequency (MHz)	Level Average Reading (dBμV/m)	Correction Factor (dB)	Limit dBμV/m	Margin (dB)	Height (m)	Angle (°)	Polarization	Judgment
1.	5.1497649GHz	39.99	4.24	54.00	-14.01	1.00	29.40	Horizontal	Passed
2.	5.4283042GHz	35.38	4.86	54.00	-18.62	3.50	105.10	Horizontal	Passed
3.	5.1492846GHz	38.02	4.25	54.00	-15.98	2.50	246.10	Vertical	Passed
4.	5.4191796GHz	34.55	4.78	54.00	-19.45	2.50	358.90	Vertical	Passed

Overall Graphs:





Remarks:

1. Level Peak Reading (dBuV) = Raw Peak Level + Correction Factor
2. Correction Factor (dB) = Antenna Factor + Cable Loss – Preamplifier Gain
3. Margin = Level Peak Reading – Limit

Remarks:

1. Level Average Reading (dBuV)= Raw Average Level + Correction Factor
2. Correction Factor (dB) = Antenna Factor + Cable Loss – Preamplifier Gain
3. Margin = Level Average Reading – Limit

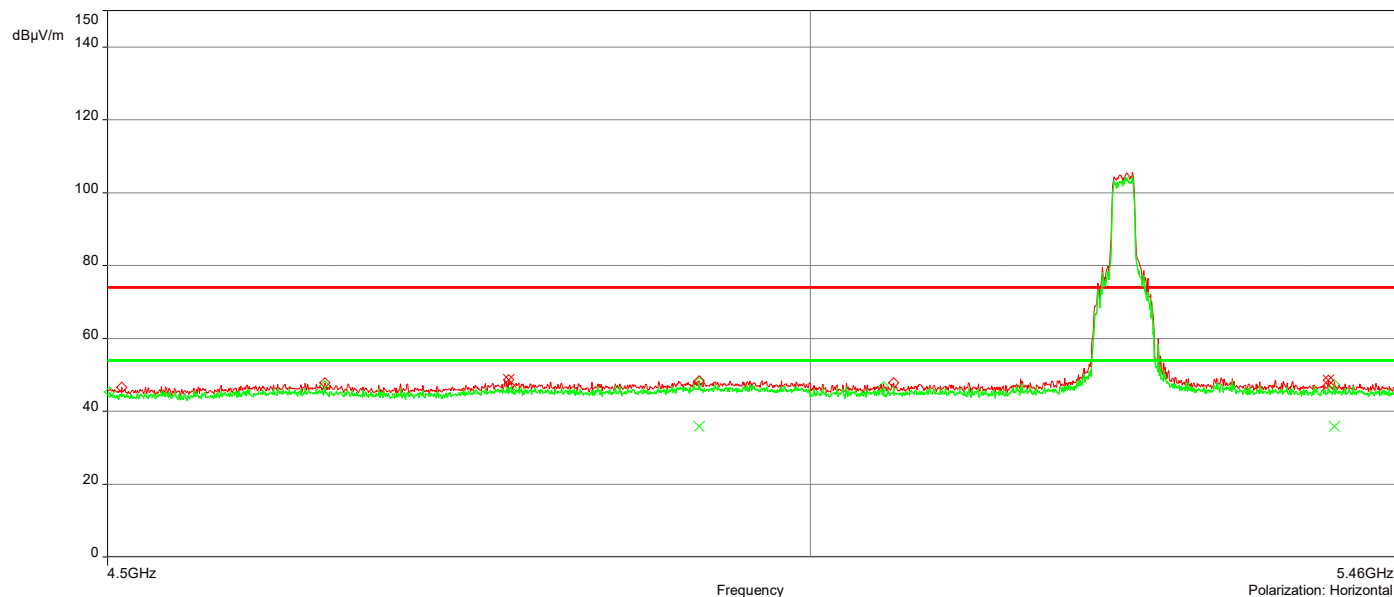
AH22100701-HAR-053#5_Restricted Bandedge_5G UNII-1 802.11a_Ch 48

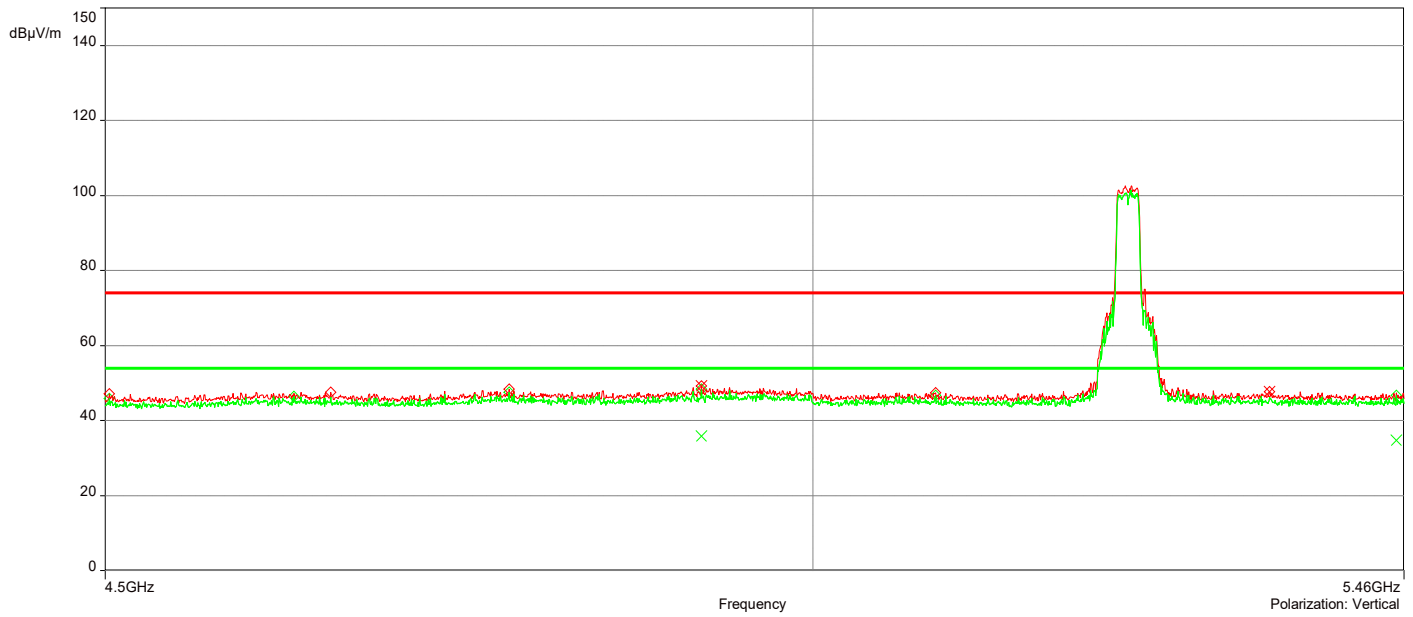
11/21/2022 6:17:41 PM

No	Frequency (MHz)	Level Peak Reading (dBμV/m)	Correction Factor (dB)	Limit dBμV/m	Margin (dB)	Height (m)	Angle (°)	Polarization	Judgement
1.	4.7790195GHz	48.64	4.15	74.00	-25.36	3.50	213.30	Horizontal	Passed
2.	5.4038119GHz	48.57	4.85	74.00	-25.43	4.00	192.40	Horizontal	Passed
3.	4.9178089GHz	49.29	4.50	74.00	-24.71	1.00	48.10	Vertical	Passed
4.	5.351946GHz	47.75	4.75	74.00	-26.25	2.00	182.50	Vertical	Passed

No	Frequency (MHz)	Level Average Reading (dBμV/m)	Correction Factor (dB)	Limit dBμV/m	Margin (dB)	Height (m)	Angle (°)	Polarization	Judgment
1.	4.9173287GHz	35.86	4.55	54.00	-18.14	3.50	346.90	Horizontal	Passed
2.	5.4086143GHz	35.90	4.85	54.00	-18.10	3.50	77.10	Horizontal	Passed
3.	4.9178089GHz	35.78	4.50	54.00	-18.22	1.00	48.10	Vertical	Passed
4.	5.4537569GHz	34.71	4.90	54.00	-19.29	3.50	103.90	Vertical	Passed

Overall Graphs:





Remarks:

1. Level Peak Reading (dBuV) = Raw Peak Level + Correction Factor
2. Correction Factor (dB) = Antenna Factor + Cable Loss – Pre-amplifier Gain
3. Margin = Level Peak Reading – Limit

Remarks:

1. Level Average Reading (dBuV)= Raw Average Level + Correction Factor
2. Correction Factor (dB) = Antenna Factor + Cable Loss – Pre-amplifier Gain
3. Margin = Level Average Reading – Limit

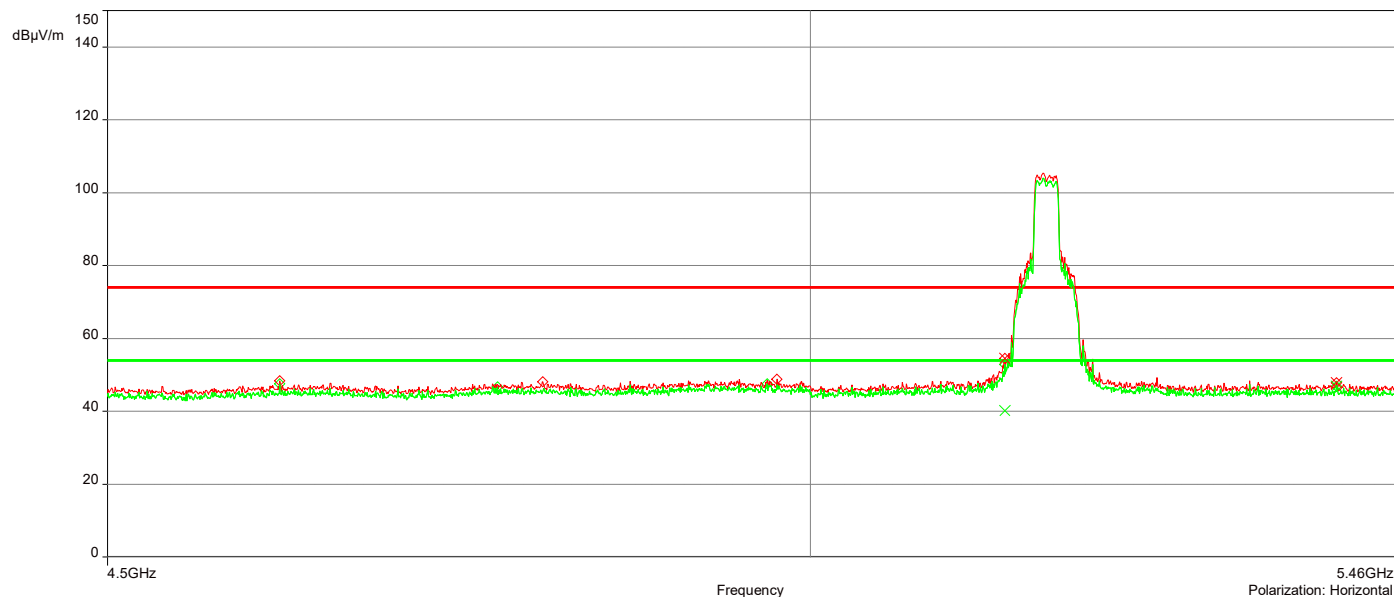
AH22100701-HAR-053#5_Restricted Bandedge_5G UNII-1 802.11ac_Ch 36

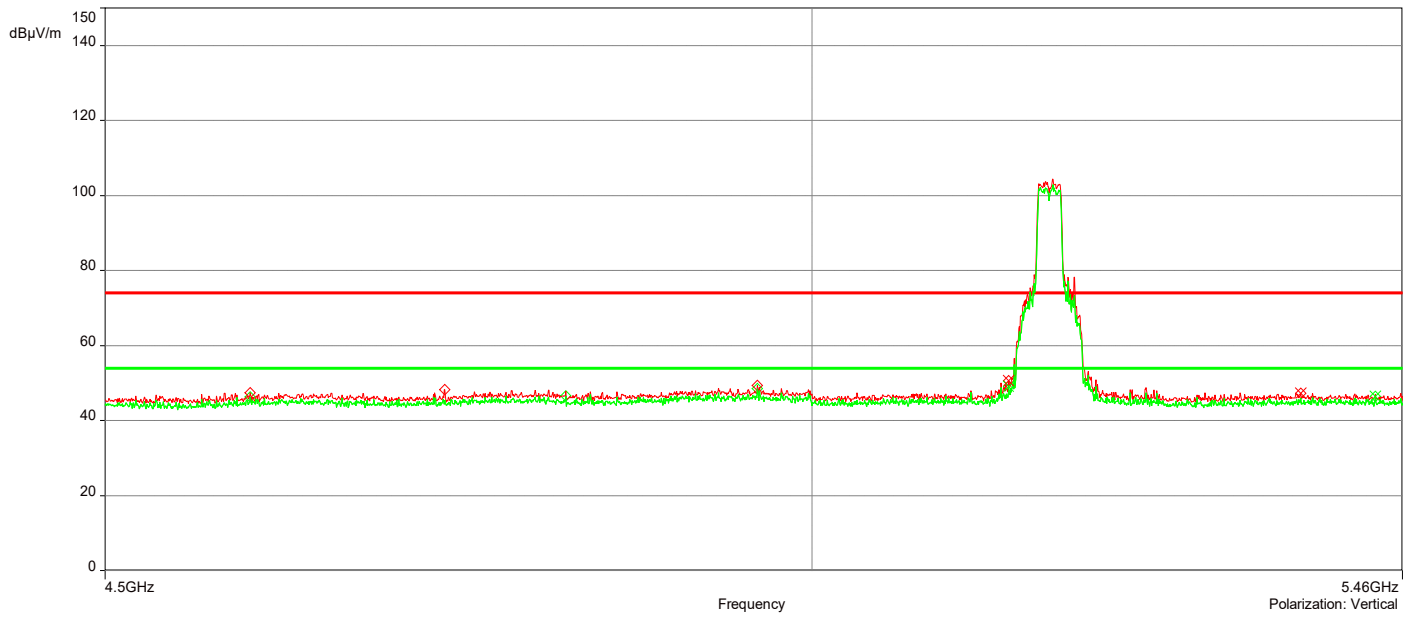
1/13/2023 2:27:03 PM

No	Frequency (MHz)	Level Peak Reading (dBμV/m)	Correction Factor (dB)	Limit dBμV/m	Margin (dB)	Height (m)	Angle (°)	Polarization	Judgement
1.	5.1478439GHz	54.55	4.25	74.00	-19.45	1.50	28.90	Horizontal	Passed
2.	5.4105353GHz	47.82	4.86	74.00	-26.18	4.00	87.60	Horizontal	Passed
3.	5.1488044GHz	50.64	4.25	74.00	-23.36	2.50	247.50	Vertical	Passed
4.	5.3778789GHz	47.32	4.78	74.00	-26.68	2.50	330.10	Vertical	Passed

No	Frequency (MHz)	Level Average Reading (dBμV/m)	Correction Factor (dB)	Limit dBμV/m	Margin (dB)	Height (m)	Angle (°)	Polarization	Judgment
1.	5.1478439GHz	40.10	4.25	54.00	-13.90	1.50	28.90	Horizontal	Passed
2.	5.4105353GHz	46.92	4.86	54.00	-7.08	4.00	87.60	Horizontal	Passed
3.	5.1488044GHz	49.06	4.25	54.00	-4.94	2.50	247.50	Vertical	Passed
4.	5.437909GHz	46.47	4.84	54.00	-7.53	2.50	226.30	Vertical	Passed

Overall Graphs:





Remarks:

1. Level Peak Reading (dBuV) = Raw Peak Level + Correction Factor
2. Correction Factor (dB) = Antenna Factor + Cable Loss – Preamplifier Gain
3. Margin = Level Peak Reading – Limit

Remarks:

1. Level Average Reading (dBuV)= Raw Average Level + Correction Factor
2. Correction Factor (dB) = Antenna Factor + Cable Loss – Preamplifier Gain
3. Margin = Level Average Reading – Limit

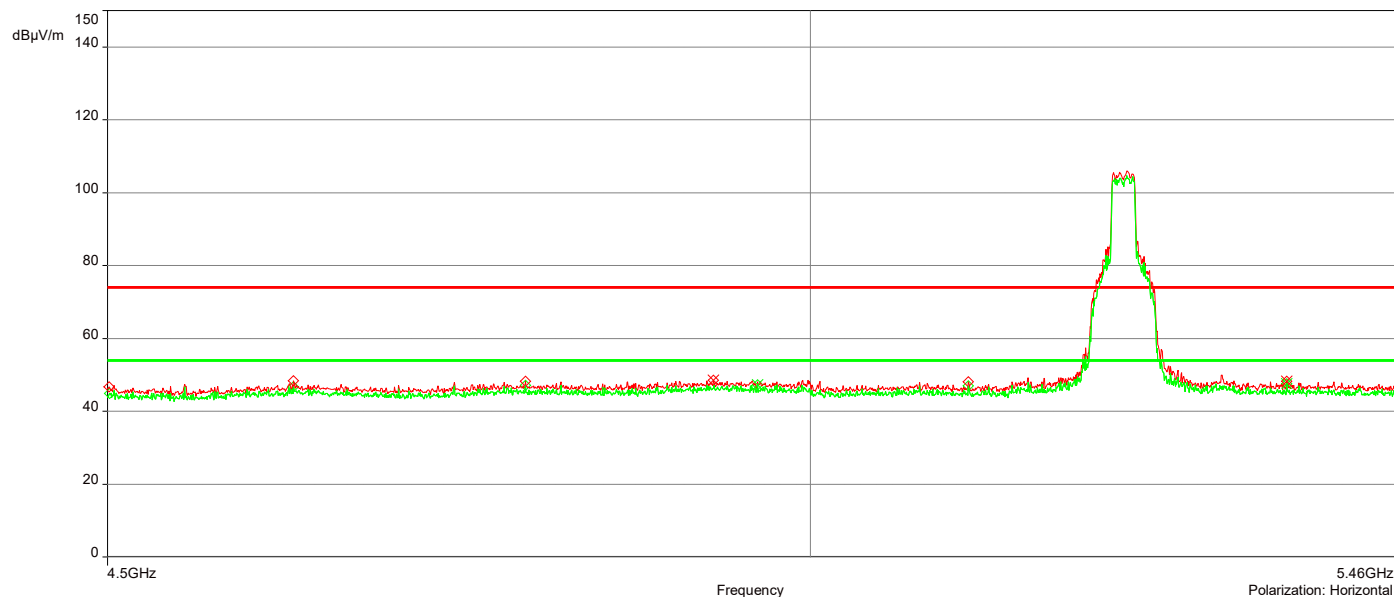
AH22100701-HAR-053#5_Restricted Bandedge_5G UNII-1 802.11ac_Ch 48

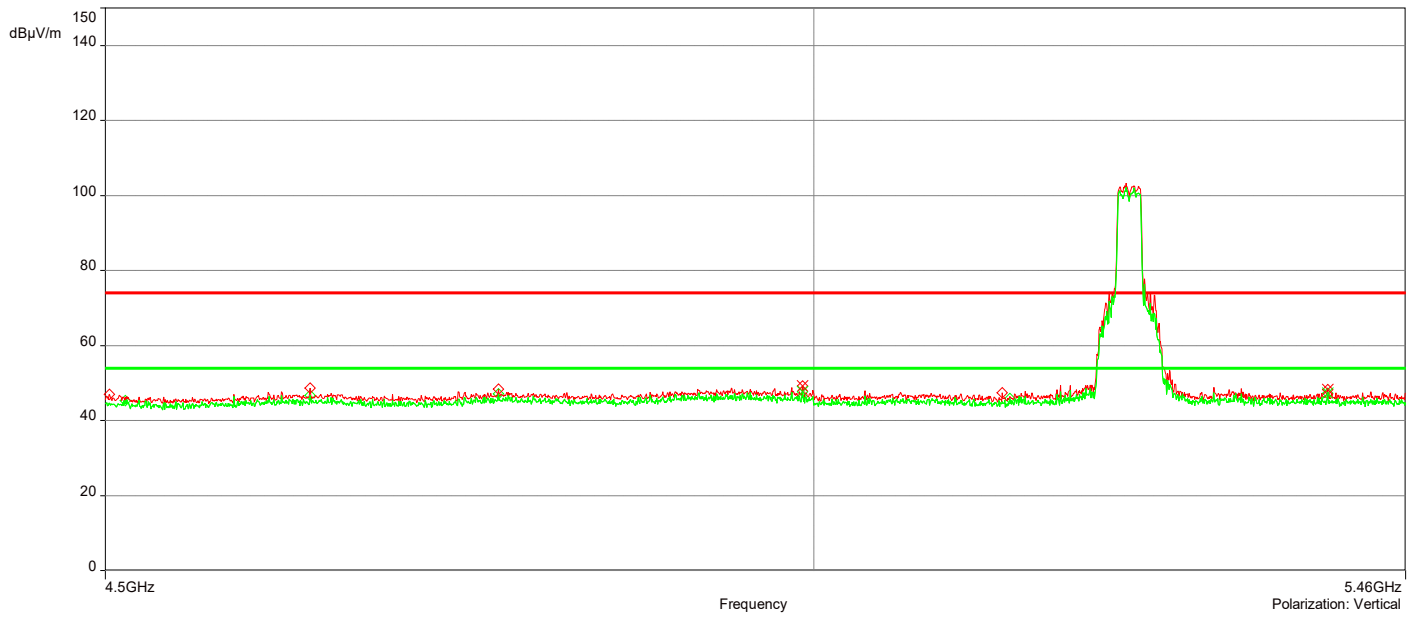
1/13/2023 2:46:40 PM

No	Frequency (MHz)	Level Peak Reading (dBμV/m)	Correction Factor (dB)	Limit dBμV/m	Margin (dB)	Height (m)	Angle (°)	Polarization	Judgement
1.	4.9278939GHz	48.50	4.54	74.00	-25.50	2.50	116.70	Horizontal	Passed
2.	5.3701951GHz	48.25	4.78	74.00	-25.75	1.50	139.00	Horizontal	Passed
3.	4.9917659GHz	49.20	4.41	74.00	-24.80	4.00	83.00	Vertical	Passed
4.	5.3970885GHz	48.30	4.76	74.00	-25.70	4.00	165.90	Vertical	Passed

No	Frequency (MHz)	Level Average Reading (dBμV/m)	Correction Factor (dB)	Limit dBμV/m	Margin (dB)	Height (m)	Angle (°)	Polarization	Judgment
1.	4.9605503GHz	47.31	4.43	54.00	-6.69	2.00	348.40	Horizontal	Passed
2.	5.3701951GHz	47.60	4.78	54.0074.00	-6.40	1.50	139.00	Horizontal	Passed
3.	4.9917659GHz	47.75	4.41	54.0074.00	-6.25	4.00	83.00	Vertical	Passed
4.	5.3970885GHz	47.21	4.76	54.0074.00	-6.79	4.00	165.90	Vertical	Passed

Overall Graphs:





Remarks:

1. Level Peak Reading (dBuV) = Raw Peak Level + Correction Factor
2. Correction Factor (dB) = Antenna Factor + Cable Loss – Preamplifier Gain
3. Margin = Level Peak Reading – Limit

Remarks:

1. Level Average Reading (dBuV)= Raw Average Level + Correction Factor
2. Correction Factor (dB) = Antenna Factor + Cable Loss – Preamplifier Gain
3. Margin = Level Average Reading – Limit

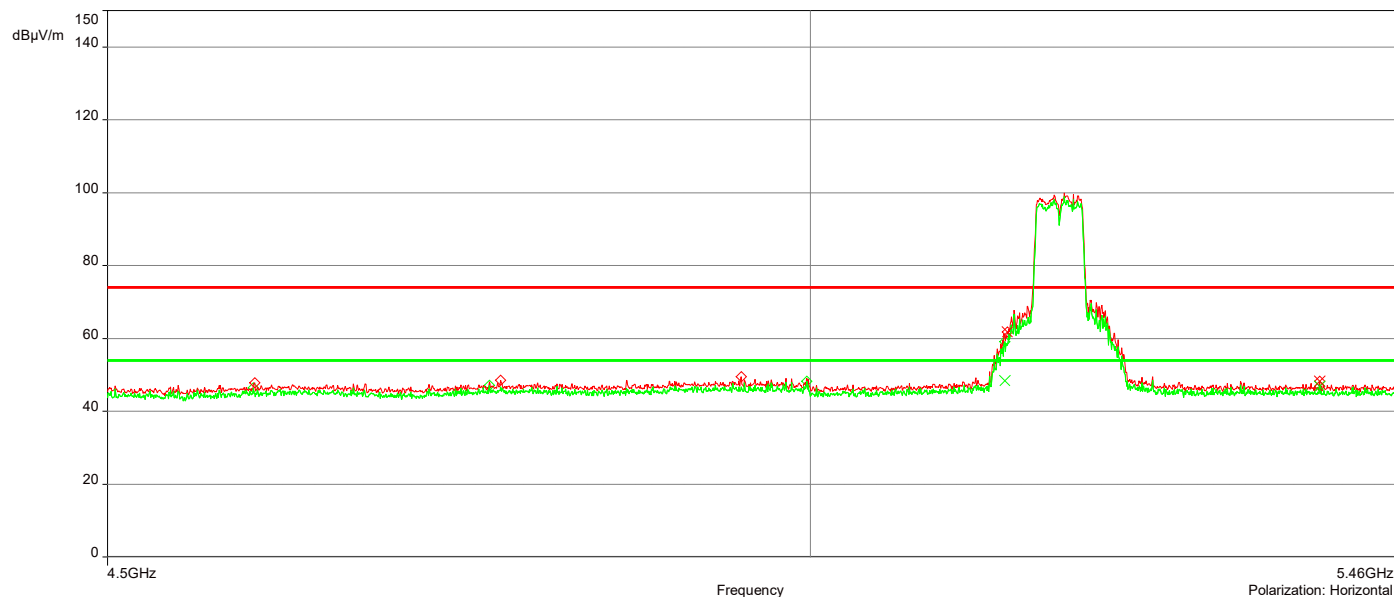
AH22100701-HAR-053#5_Restricted Bandedge_5G UNII-1 802.11ac_Ch 38

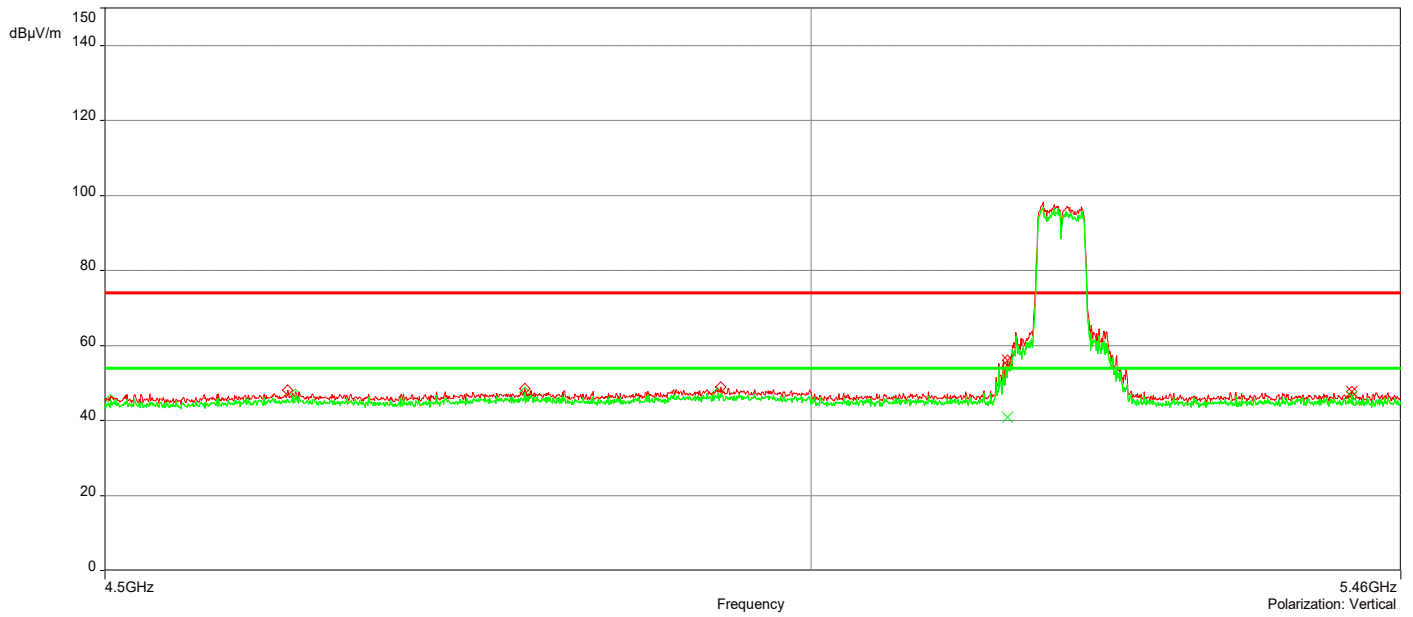
11/22/2022 2:07:00 PM

No	Frequency (MHz)	Level Peak Reading (dBμV/m)	Correction Factor (dB)	Limit dBμV/m	Margin (dB)	Height (m)	Angle (°)	Polarization	Judgement
1.	5.1497649GHz	61.71	4.24	74.00	-12.29	1.50	22.10	Horizontal	Passed
2.	5.3966083GHz	48.26	4.84	74.00	-25.74	4.00	261.80	Horizontal	Passed
3.	5.1488044GHz	56.01	4.25	74.00	-17.99	2.00	249.20	Vertical	Passed
4.	5.4201401GHz	47.66	4.78	74.00	-26.34	3.50	161.50	Vertical	Passed

No	Frequency (MHz)	Level Average Reading (dBμV/m)	Correction Factor (dB)	Limit dBμV/m	Margin (dB)	Height (m)	Angle (°)	Polarization	Judgment
1.	5.1478439GHz	48.39	4.25	54.00	-5.61	1.50	22.10	Horizontal	Passed
2.	5.3966083GHz	46.91	4.84	54.00	-7.09	4.00	261.80	Horizontal	Passed
3.	5.1488044GHz	40.90	4.25	54.00	-13.10	2.00	249.20	Vertical	Passed
4.	5.4201401GHz	46.40	4.78	54.00	-7.60	3.50	161.50	Vertical	Passed

Overall Graphs:





Remarks:

1. Level Peak Reading (dBuV) = Raw Peak Level + Correction Factor
2. Correction Factor (dB) = Antenna Factor + Cable Loss – Preamplifier Gain
3. Margin = Level Peak Reading – Limit

Remarks:

1. Level Average Reading (dBuV)= Raw Average Level + Correction Factor
2. Correction Factor (dB) = Antenna Factor + Cable Loss – Preamplifier Gain
3. Margin = Level Average Reading – Limit

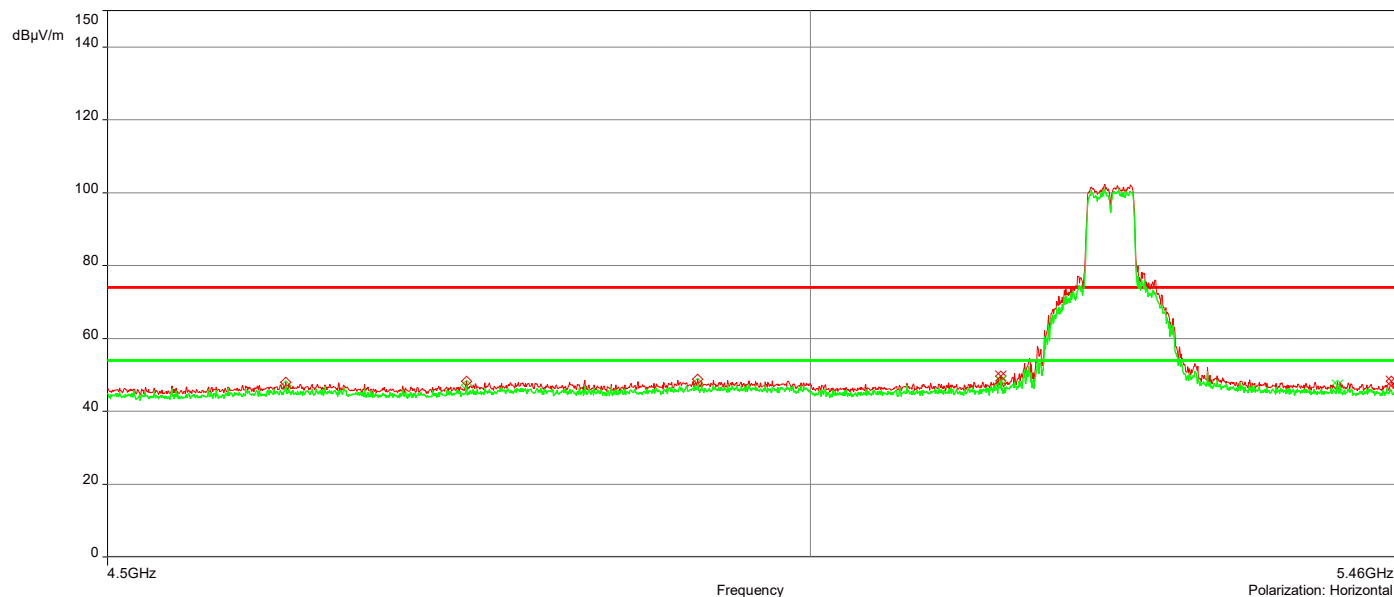
AH22100701-HAR-053#5_Restricted Bandedge_5G UNII-1 802.11ac_Ch 46

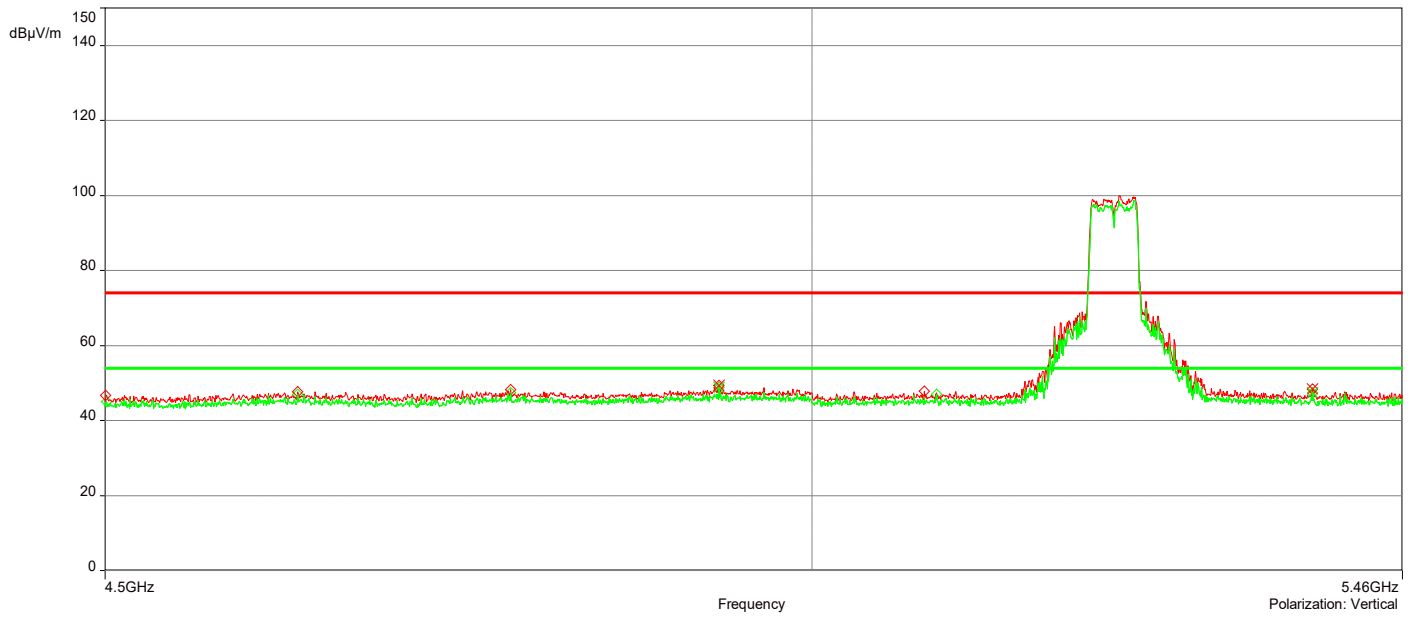
11/22/2022 2:48:17 PM

No	Frequency (MHz)	Level Peak Reading (dBμV/m)	Correction Factor (dB)	Limit dBμV/m	Margin (dB)	Height (m)	Angle (°)	Polarization	Judgement
1.	5.1449625GHz	49.63	4.26	74.00	-24.37	1.00	26.30	Horizontal	Passed
2.	5.4551976GHz	48.21	4.95	74.00	-25.79	1.50	95.50	Horizontal	Passed
3.	4.9312556GHz	49.29	4.50	74.00	-24.71	1.00	117.20	Vertical	Passed
4.	5.3874837GHz	48.40	4.77	74.00	-25.60	3.00	194.40	Vertical	Passed

No	Frequency (MHz)	Level Average Reading (dBμV/m)	Correction Factor (dB)	Limit dBμV/m	Margin (dB)	Height (m)	Angle (°)	Polarization	Judgment
1.	5.1449625GHz	48.32	4.26	54.00	-5.68	1.00	26.30	Horizontal	Passed
2.	5.4110155GHz	47.09	4.85	54.00	-6.91	3.00	346.30	Horizontal	Passed
3.	4.9312556GHz	48.76	4.50	54.00	-5.24	1.00	117.20	Vertical	Passed
4.	5.3874837GHz	47.41	4.77	54.00	-6.59	3.00	194.40	Vertical	Passed

Overall Graphs:





Remarks:

1. Level Peak Reading (dBuV) = Raw Peak Level + Correction Factor
2. Correction Factor (dB) = Antenna Factor + Cable Loss – Preamplifier Gain
3. Margin = Level Peak Reading – Limit

Remarks:

1. Level Average Reading (dBuV)= Raw Average Level + Correction Factor
2. Correction Factor (dB) = Antenna Factor + Cable Loss – Preamplifier Gain
3. Margin = Level Average Reading – Limit

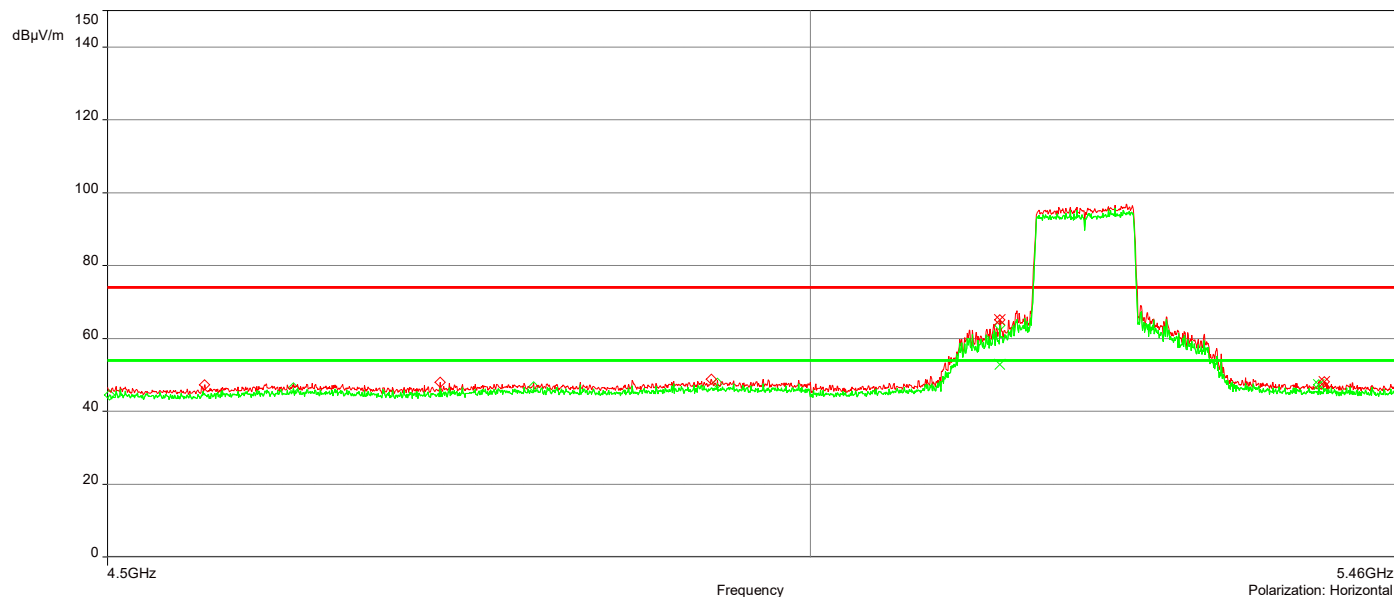
AH22100701-HAR-053#5_Restricted Bandedge_5G UNII-1 802.11ac_Ch 42

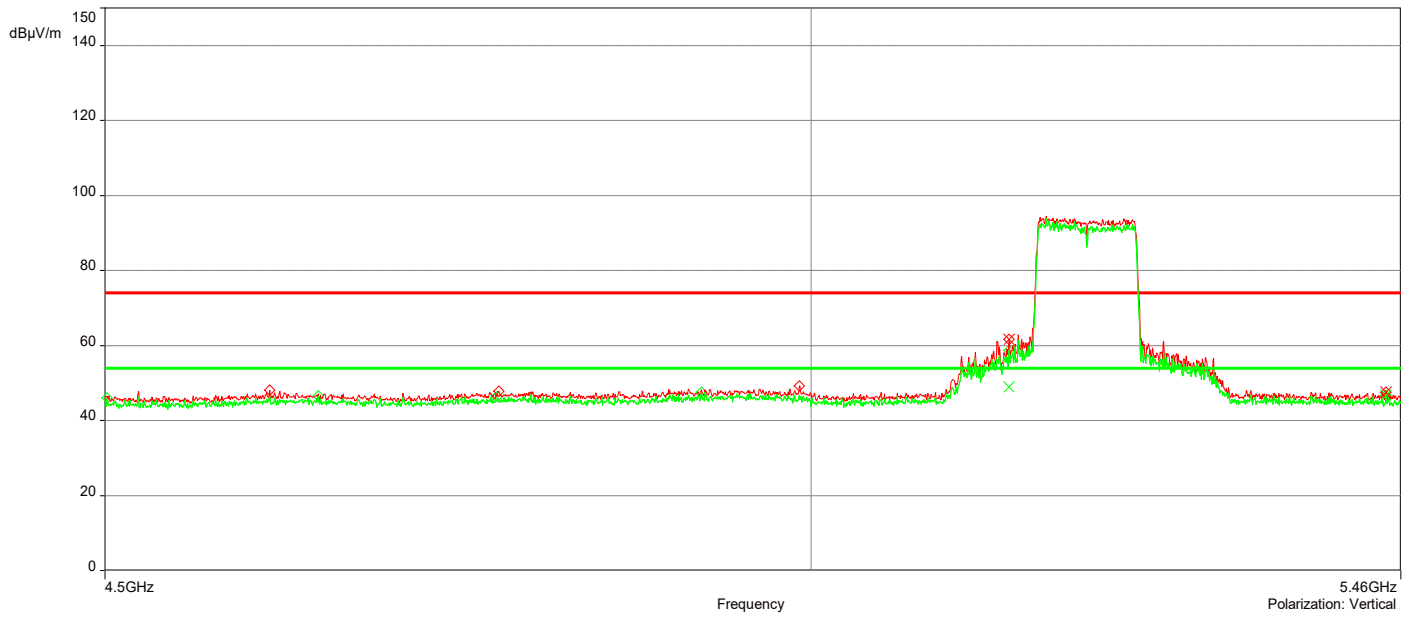
11/22/2022 1:25:50 PM

No	Frequency (MHz)	Level Peak Reading (dBμV/m)	Correction Factor (dB)	Limit dBμV/m	Margin (dB)	Height (m)	Angle (°)	Polarization	Judgement
1.	5.144002GHz	65.14	4.26	74.00	-8.86	1.00	24.20	Horizontal	Passed
2.	5.4004502GHz	48.15	4.85	74.00	-25.85	3.00	79.90	Horizontal	Passed
3.	5.1497649GHz	61.56	4.25	74.00	-12.44	2.50	250.20	Vertical	Passed
4.	5.447994GHz	47.58	4.87	74.00	-26.42	1.50	157.10	Vertical	Passed

No	Frequency (MHz)	Level Average Reading (dBμV/m)	Correction Factor (dB)	Limit dBμV/m	Margin (dB)	Height (m)	Angle (°)	Polarization	Judgment
1.	5.144002GHz	52.82	4.26	54.00	-1.18	1.00	24.20	Horizontal	Passed
2.	5.3961281GHz	47.24	4.84	54.00	-6.76	3.00	42.20	Horizontal	Passed
3.	5.1497649GHz	48.92	4.25	54.00	-5.08	2.50	250.20	Vertical	Passed
4.	5.447994GHz	46.72	4.87	54.00	-7.28	1.50	157.10	Vertical	Passed

Overall Graphs:





Remarks:

1. Level Peak Reading (dBuV) = Raw Peak Level + Correction Factor
2. Correction Factor (dB) = Antenna Factor + Cable Loss – Preamplifier Gain
3. Margin = Level Peak Reading – Limit

Remarks:

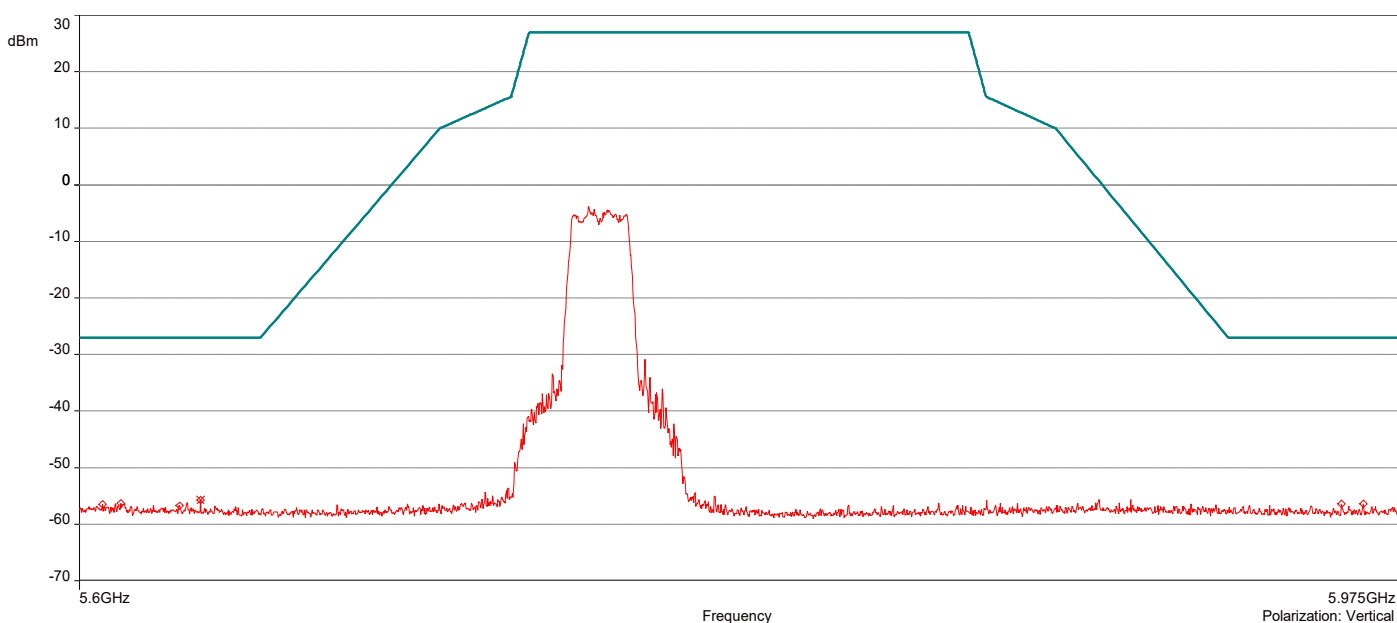
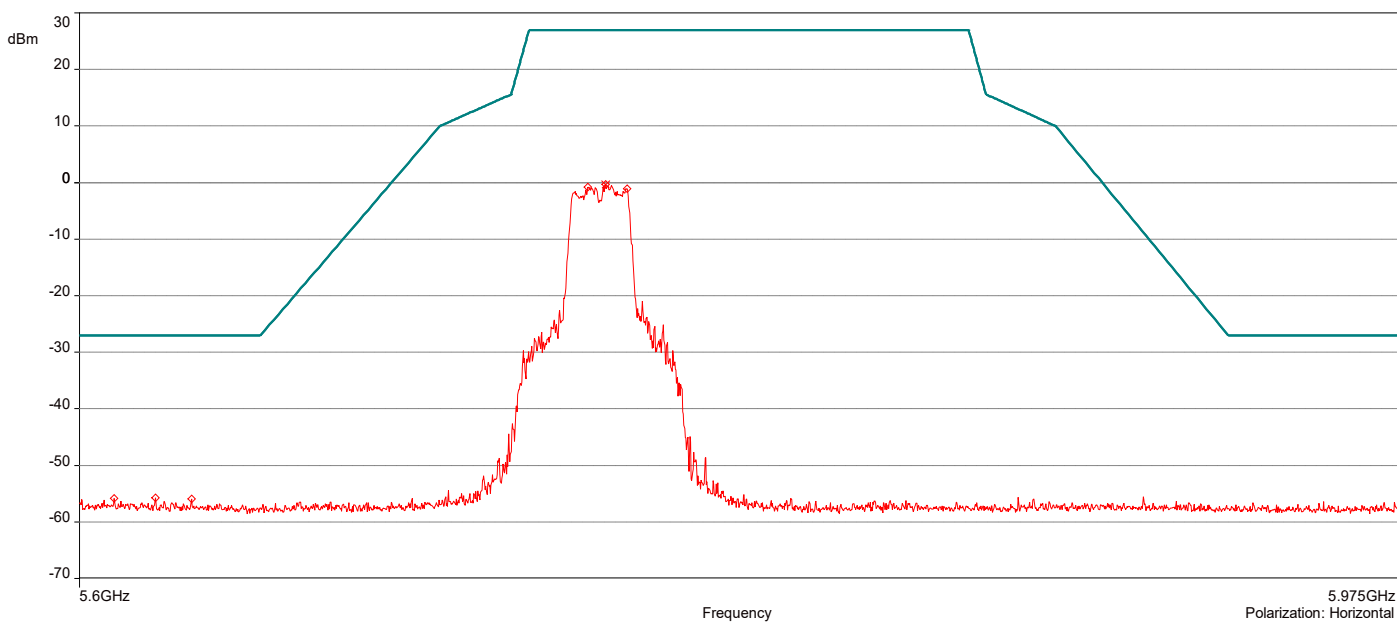
1. Level Average Reading (dBuV)= Raw Average Level + Correction Factor
2. Correction Factor (dB) = Antenna Factor + Cable Loss – Preamplifier Gain
3. Margin = Level Average Reading – Limit

AH22100701-HAR-053#5_Restricted Bandedge_5G UNII-3_802.11a_Ch 149

11/22/2022 3:56:47 PM

No	Frequency (MHz)	Level Peak Reading (dBm)	Correction Factor (dB)	Limit dBm	Margin (dB)	Height (m)	Angle (°)	Polarization	Judgement
1	5.746625GHz	-0.29	4.52	27.00	-27.29	4.00	82.40	Horizontal	Passed
2	5.633375GHz	-55.77	4.92	-27.00	-28.77	1.00	11.60	Vertical	Passed

Overall Graphs:



Remarks:

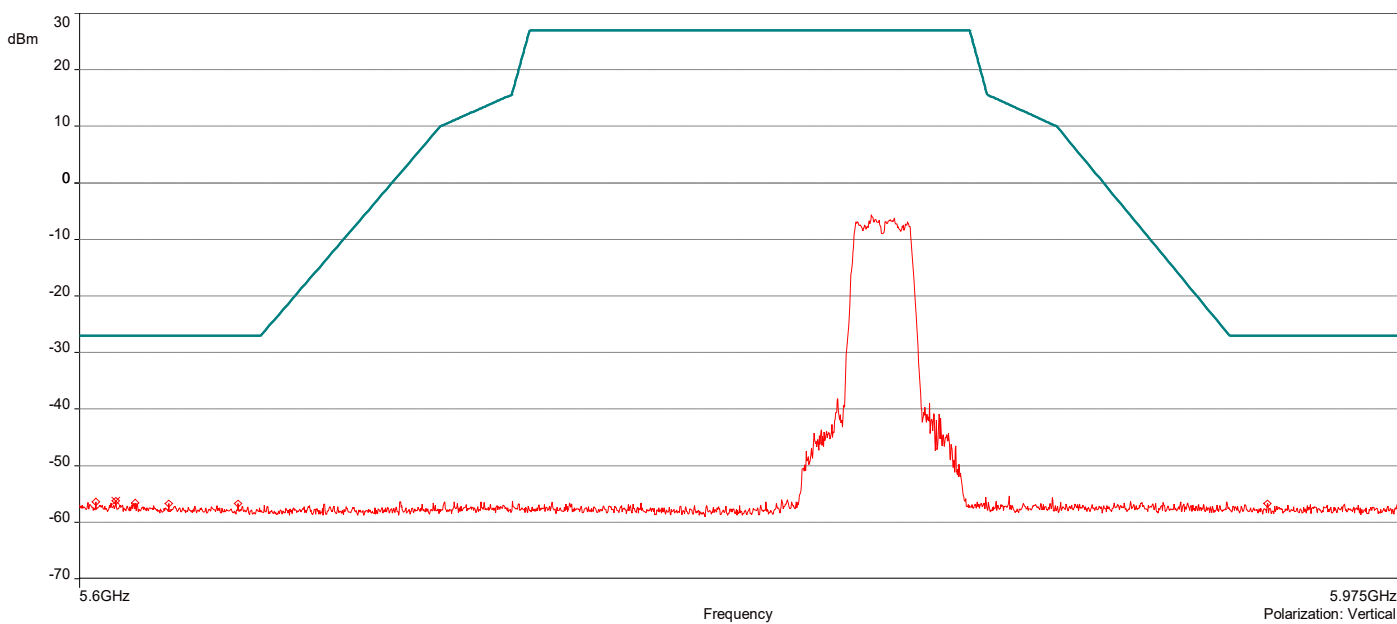
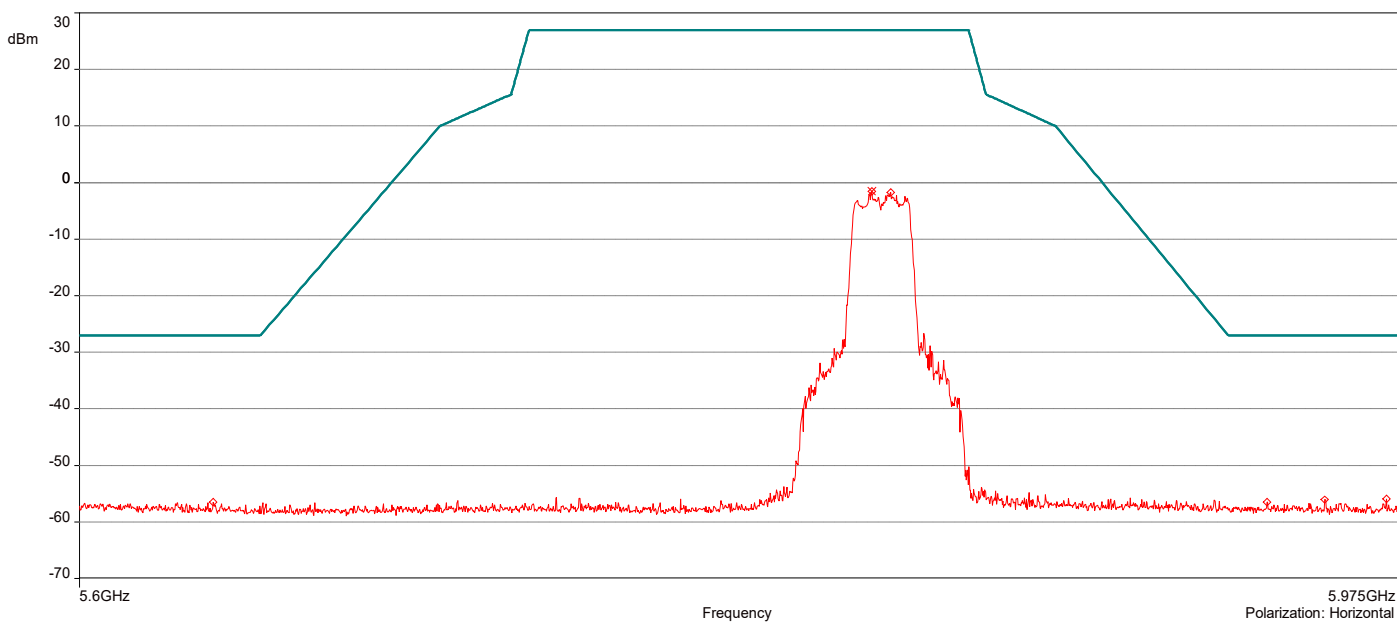
1. Level Peak Reading (dBm) = Raw Peak Level + Correction Factor
2. Correction Factor (dB) = Antenna Factor + Cable Loss – Preamplifier Gain
3. Margin = Level Peak Reading – Limit

AH22100701-HAR-053#5_Restricted Bandedge_5G UNII-3_802.11a_Ch 165

11/22/2022 4:57:12 PM

No	Frequency (MHz)	Level Peak Reading (dBm)	Correction Factor (dB)	Limit dBm	Margin (dB)	Height (m)	Angle (°)	Polarization	Judgement
1	5.8221875GHz	-1.60	4.77	27.00	-28.60	1.00	81.90	Horizontal	Passed
2	5.6099375GHz	-56.19	4.93	-27.00	-29.19	3.00	144.80	Vertical	Passed

Overall Graphs:



Remarks:

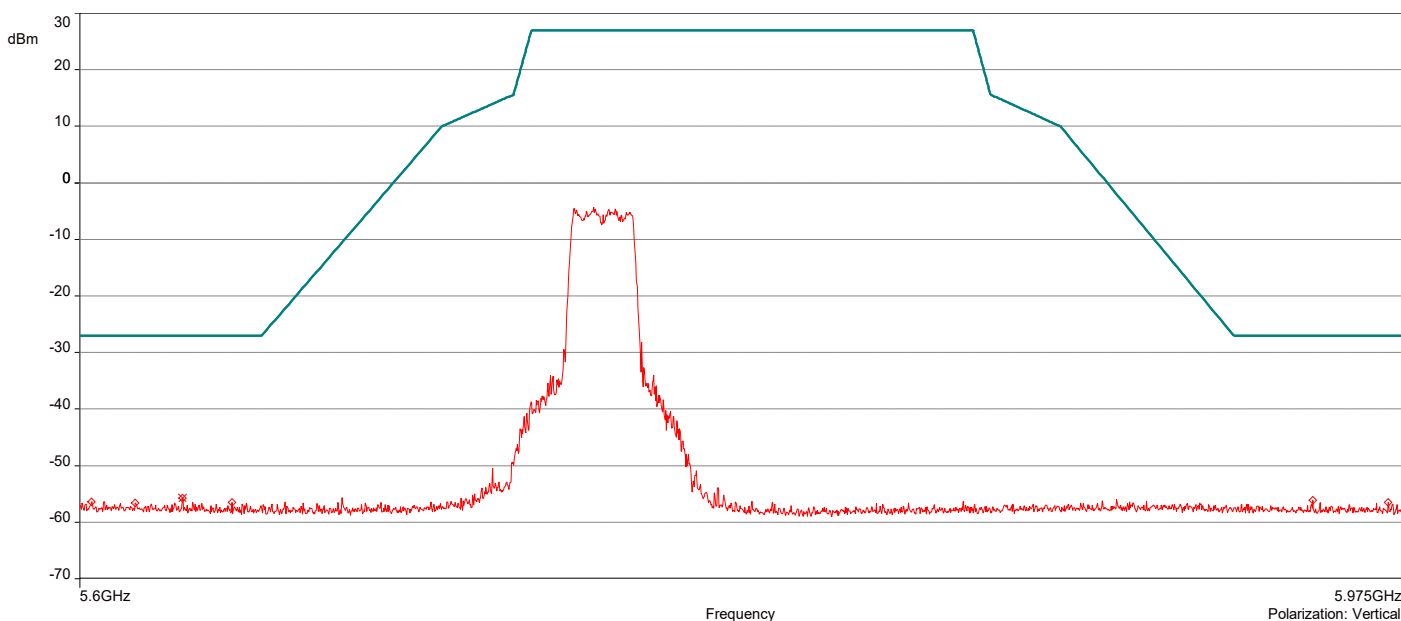
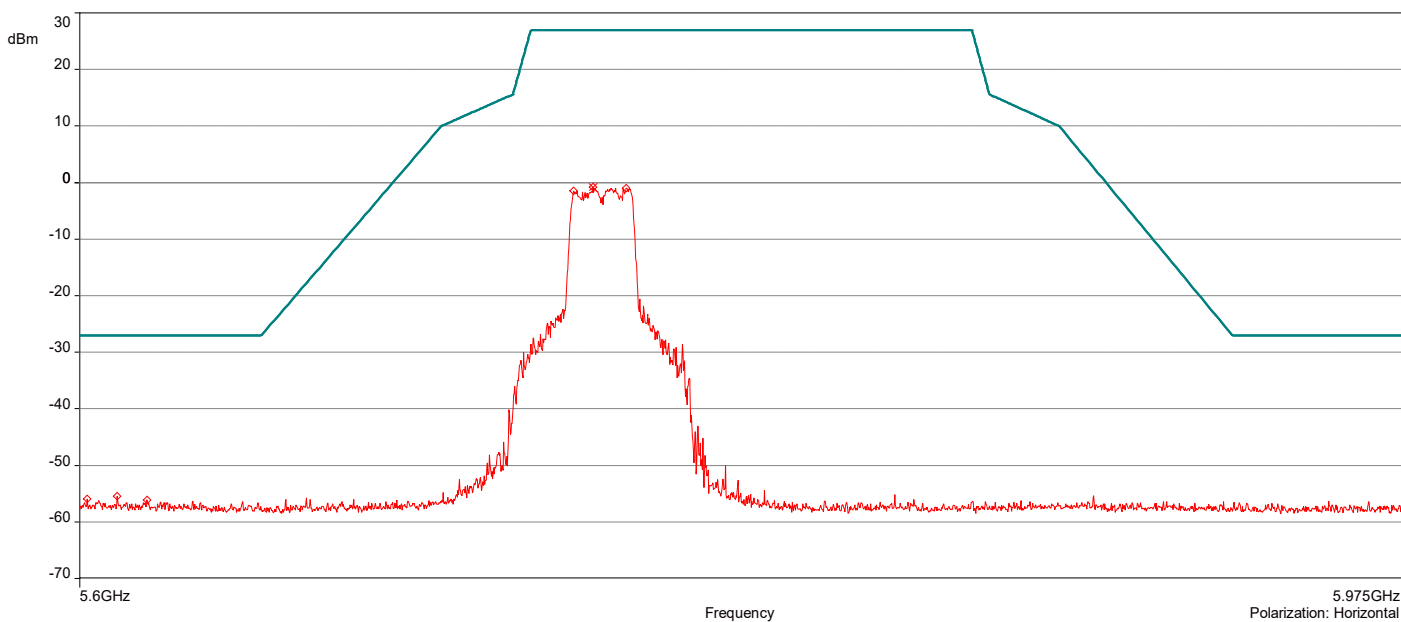
1. Level Peak Reading (dBm) = Raw Peak Level + Correction Factor
2. Correction Factor (dB) = Antenna Factor + Cable Loss – Preamplifier Gain
3. Margin = Level Peak Reading – Limit

AH22100701-HAR-053#5_Restricted Bandedge_5G UNII-3_802.11n_Ch 149

11/22/2022 5:15:01 PM

No	Frequency (MHz)	Level Peak Reading (dBm)	Correction Factor (dB)	Limit dBm	Margin (dB)	Height (m)	Angle (°)	Polarization	Judgement
1	5.7425GHz	-0.83	4.55	27.00	-27.83	1.00	81.40	Horizontal	Passed
2	5.628125GHz	-55.76	4.93	-27.00	-28.76	3.50	333.90	Vertical	Passed

Overall Graphs:



Remarks:

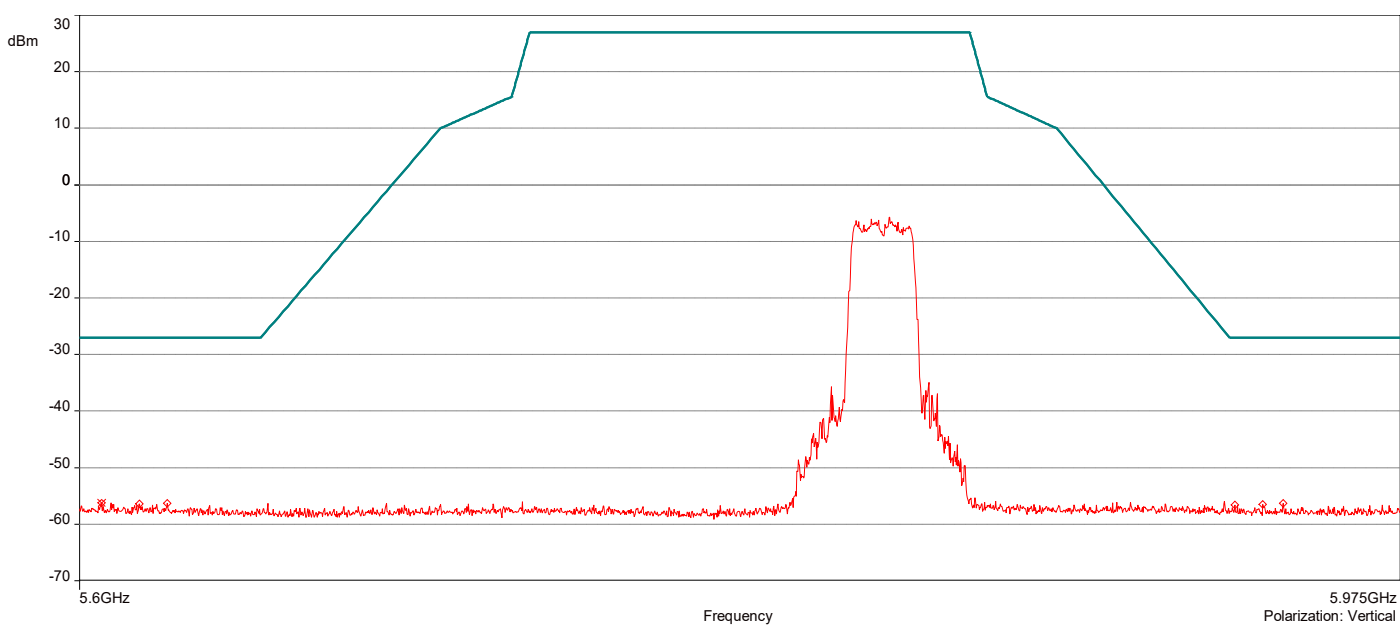
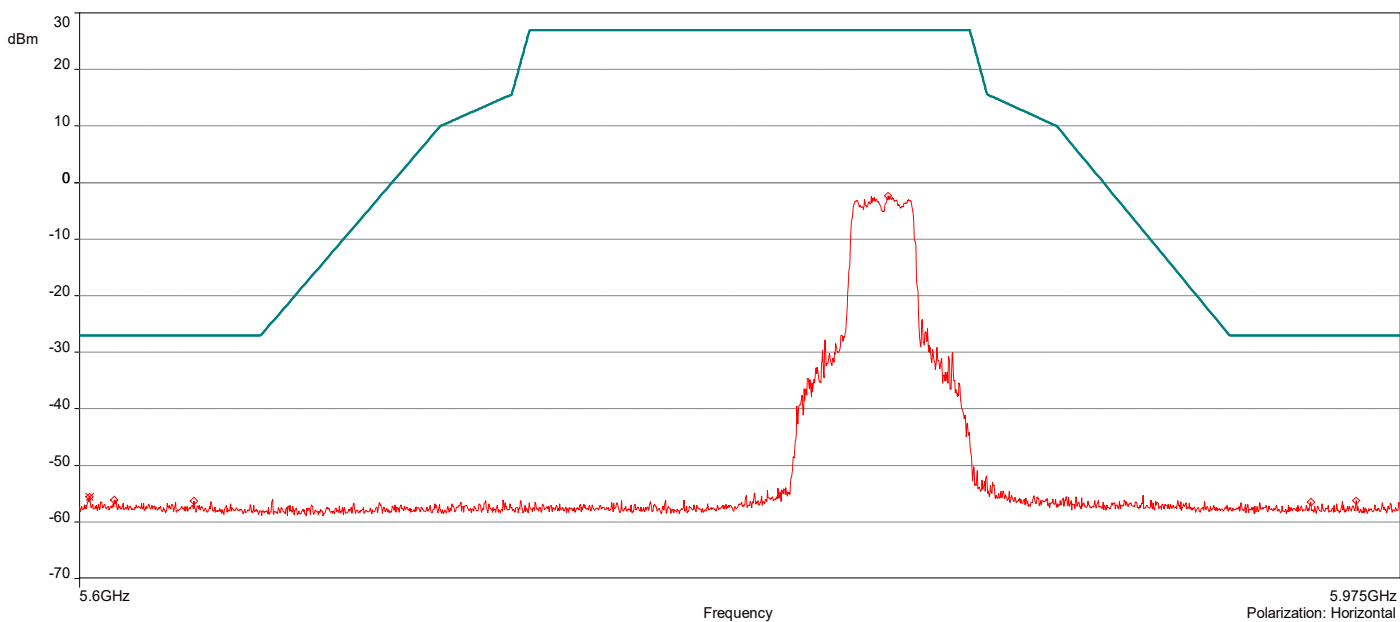
1. Level Peak Reading (dBm)= Raw Peak Level + Correction Factor
2. Correction Factor (dB) = Antenna Factor + Cable Loss – Preamplifier Gain
3. Margin = Level Peak Reading – Limit

AH22100701-HAR-053#5_Restricted Bandedge_5G UNII-3_802.11n_Ch 165

11/22/2022 5:28:09 PM

No	Frequency (MHz)	Level Peak Reading (dBm)	Correction Factor (dB)	Limit dBm	Margin (dB)	Height (m)	Angle (°)	Polarization	Judgement
1	5.6028125GHz	-55.59	4.98	-27.00	-28.59	2.00	235.20	Horizontal	Passed
2	5.606GHz	-56.19	4.92	-27.00	-29.19	1.50	330.00	Vertical	Passed

Overall Graphs:



Remarks:

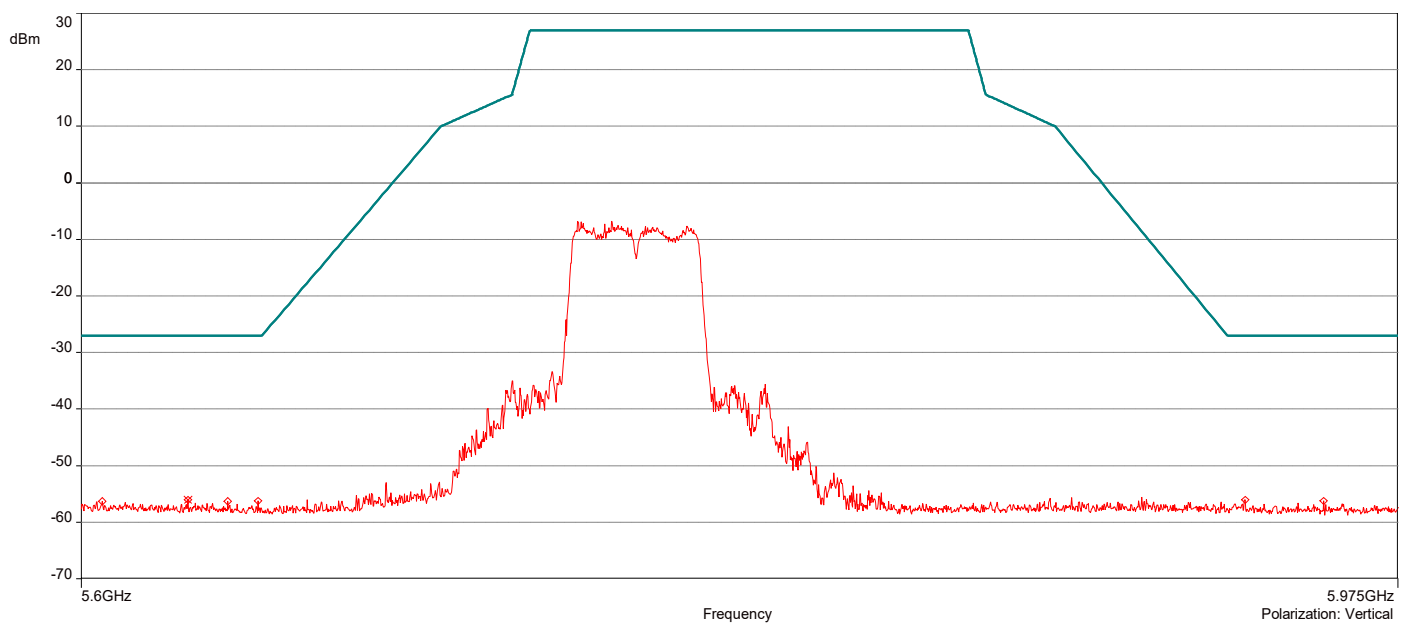
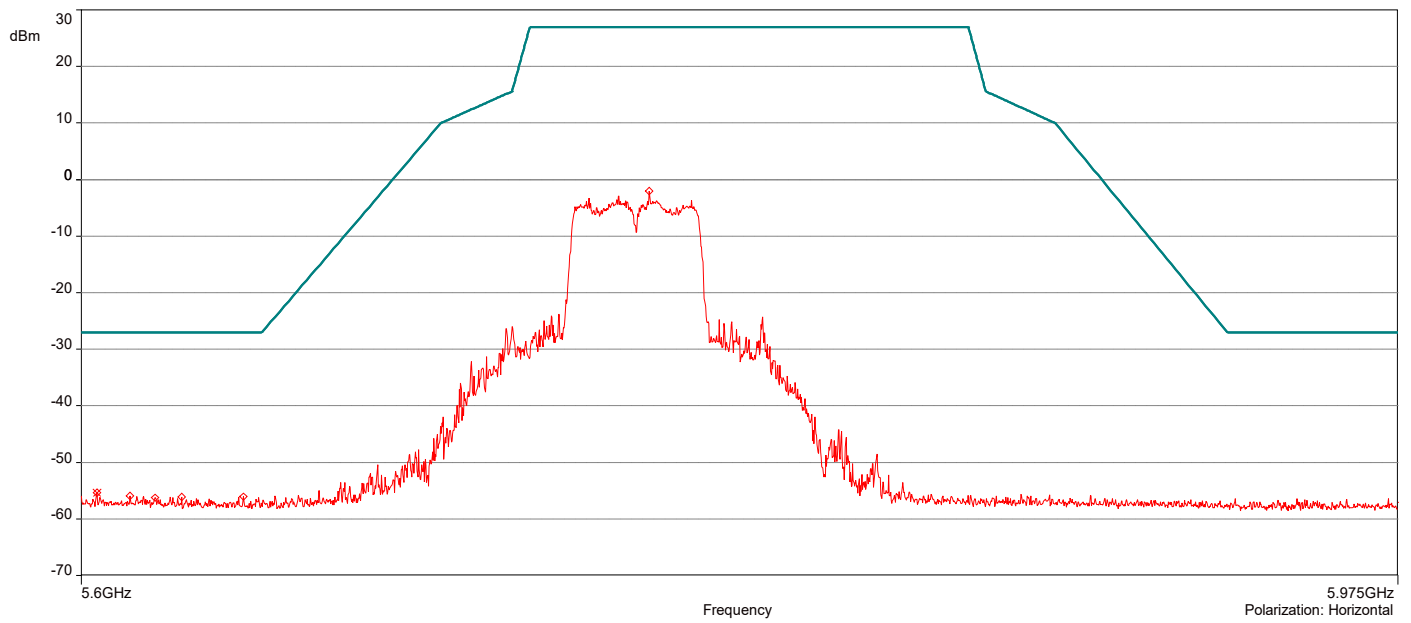
1. Level Peak Reading (dBm)= Raw Peak Level + Correction Factor
2. Correction Factor (dB) = Antenna Factor + Cable Loss – Preamplifier Gain
3. Margin = Level Peak Reading – Limit

AH22100701-HAR-053#5_Restricted Bandedge_5G UNII-3_802.11n_Ch 151

11/22/2022 5:41:12 PM

No	Frequency (MHz)	Level Peak Reading (dBm)	Correction Factor (dB)	Limit dBm	Margin (dB)	Height (m)	Angle (°)	Polarization	Judgement
1	5.6043125GHz	-55.35	4.98	-27.00	-28.35	3.00	145.40	Horizontal	Passed
2	5.6294375GHz	-56.00	4.93	-27.00	-29.00	1.00	153.80	Vertical	Passed

Overall Graphs:



Remarks:

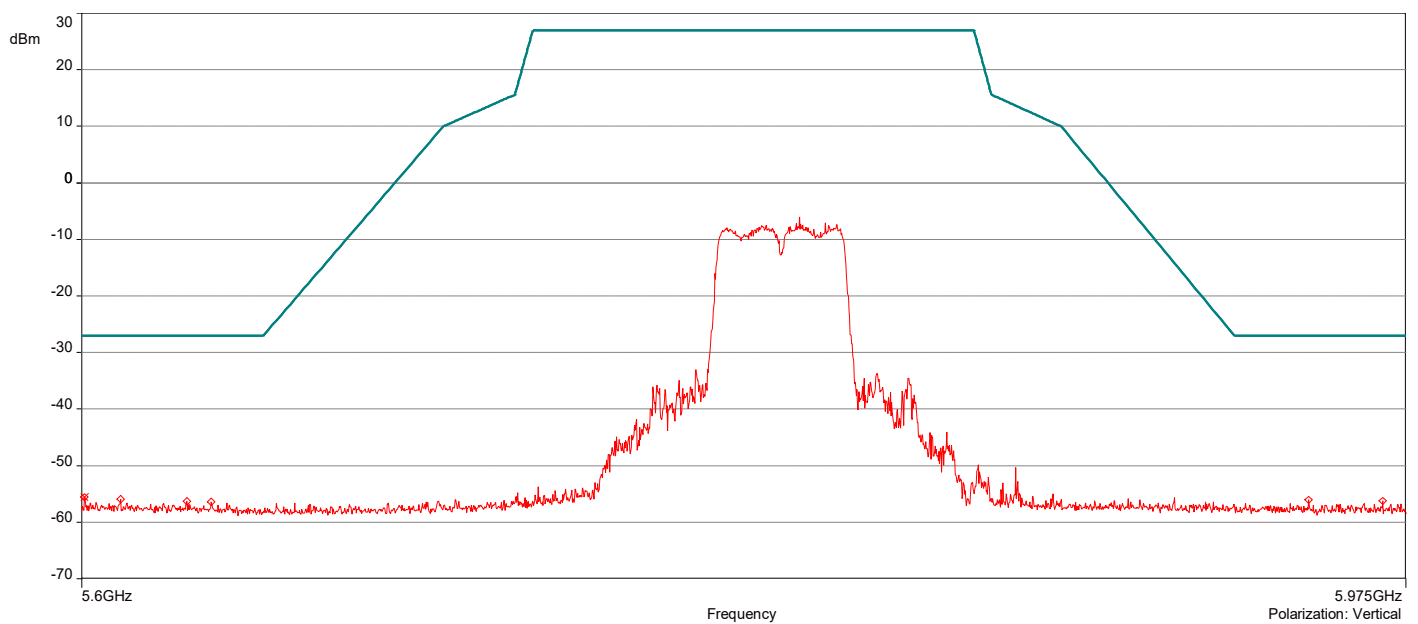
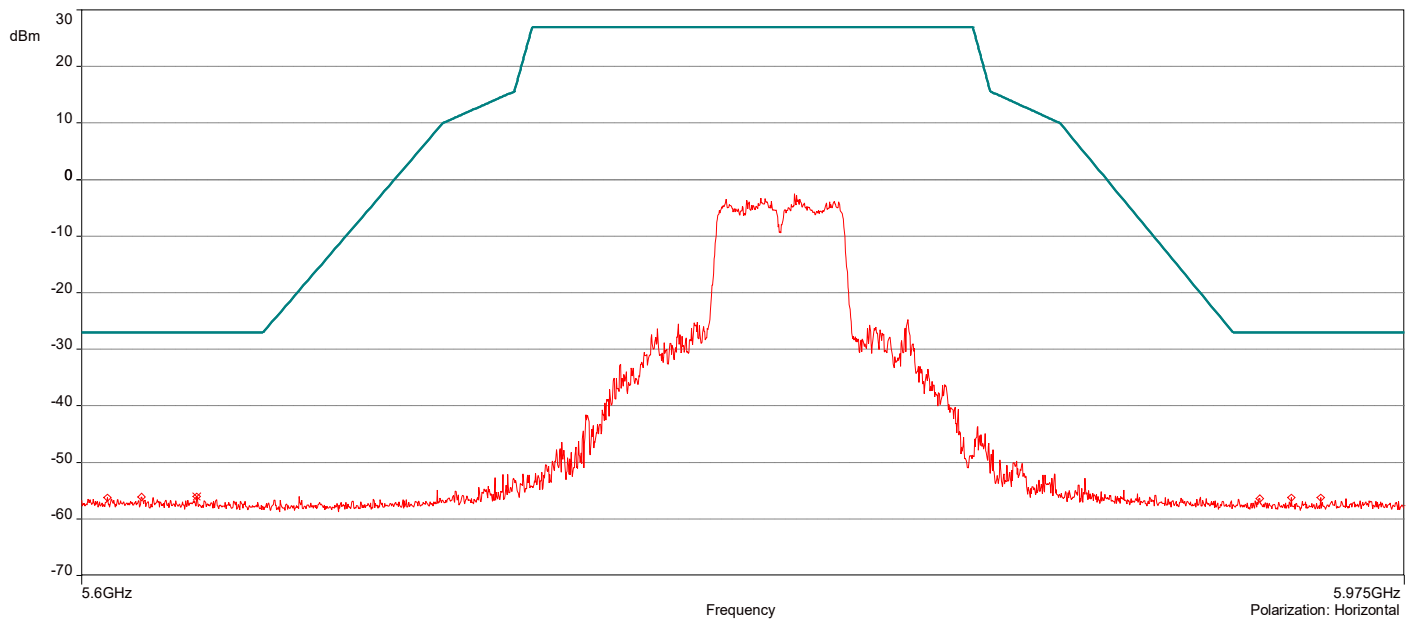
1. Level Peak Reading (dBm)= Raw Peak Level + Correction Factor
2. Correction Factor (dB) = Antenna Factor + Cable Loss – Preamplifier Gain
3. Margin = Level Peak Reading – Limit

AH22100701-HAR-053#5_Restricted Bandedge_5G UNII-3_802.11n_Ch 159

11/22/2022 5:54:17 PM

No	Frequency (MHz)	Level Peak Reading (dBm)	Correction Factor (dB)	Limit dBm	Margin (dB)	Height (m)	Angle (°)	Polarization	Judgement
1	5.6316875GHz	-56.05	4.97	-27.00	-29.05	1.00	323.40	Horizontal	Passed
2	5.60075GHz	-55.57	4.90	-27.00	-28.57	4.00	69.30	Vertical	Passed

Overall Graphs:



Remarks:

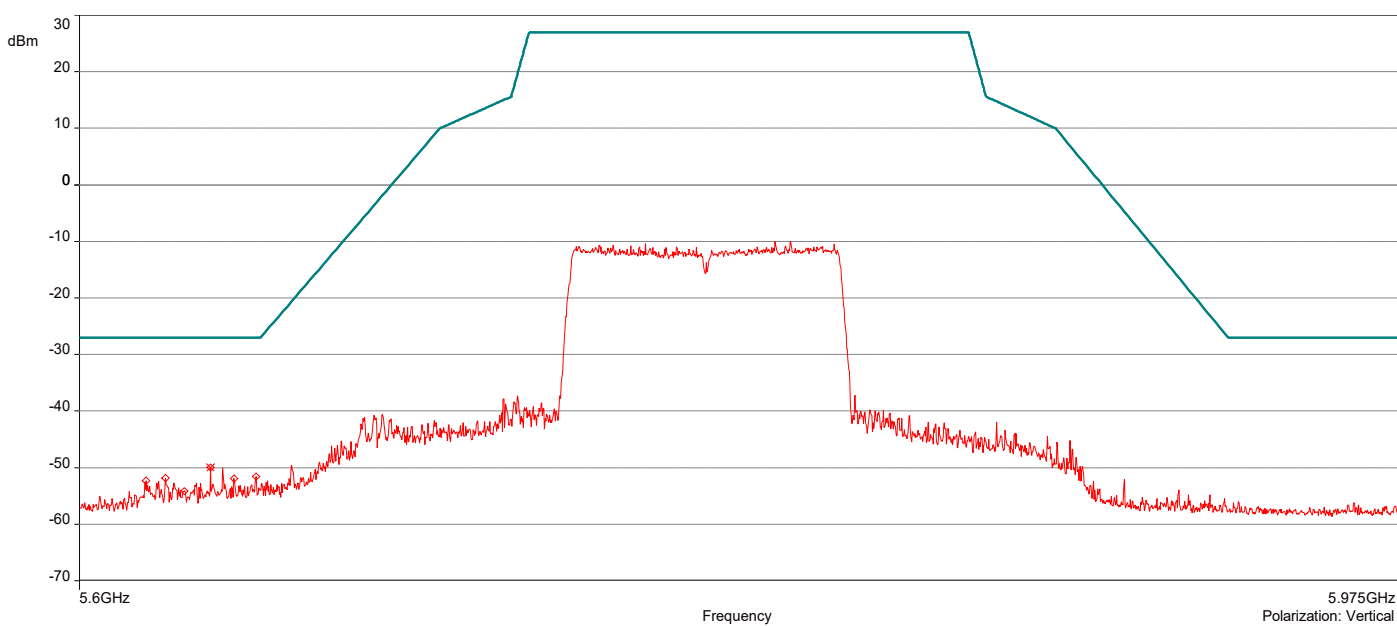
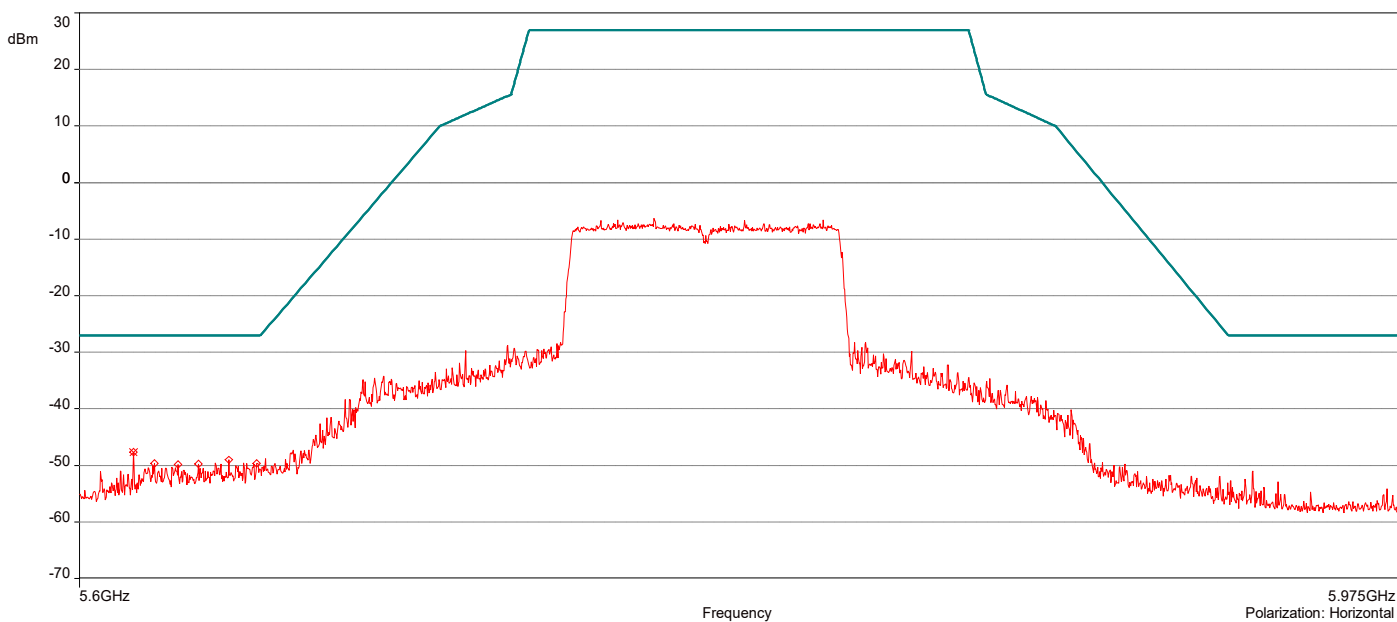
1. Level Peak Reading (dBm)= Raw Peak Level + Correction Factor
2. Correction Factor (dB) = Antenna Factor + Cable Loss – Preamplifier Gain
3. Margin = Level Peak Reading – Limit

AH22100701-HAR-053#5_Restricted Bandedge_5G UNII-3_802.11ac_Ch 155

11/22/2022 6:08:24 PM

No	Frequency (MHz)	Level Peak Reading (dBm)	Correction Factor (dB)	Limit dBm	Margin (dB)	Height (m)	Angle (°)	Polarization	Judgement
1	5.6148125GHz	-47.70	5.00	-27.00	-20.70	3.50	81.70	Horizontal	Passed
2	5.6361875GHz	-49.95	4.92	-27.00	-22.95	3.50	175.00	Vertical	Passed

Overall Graphs:



Remarks:

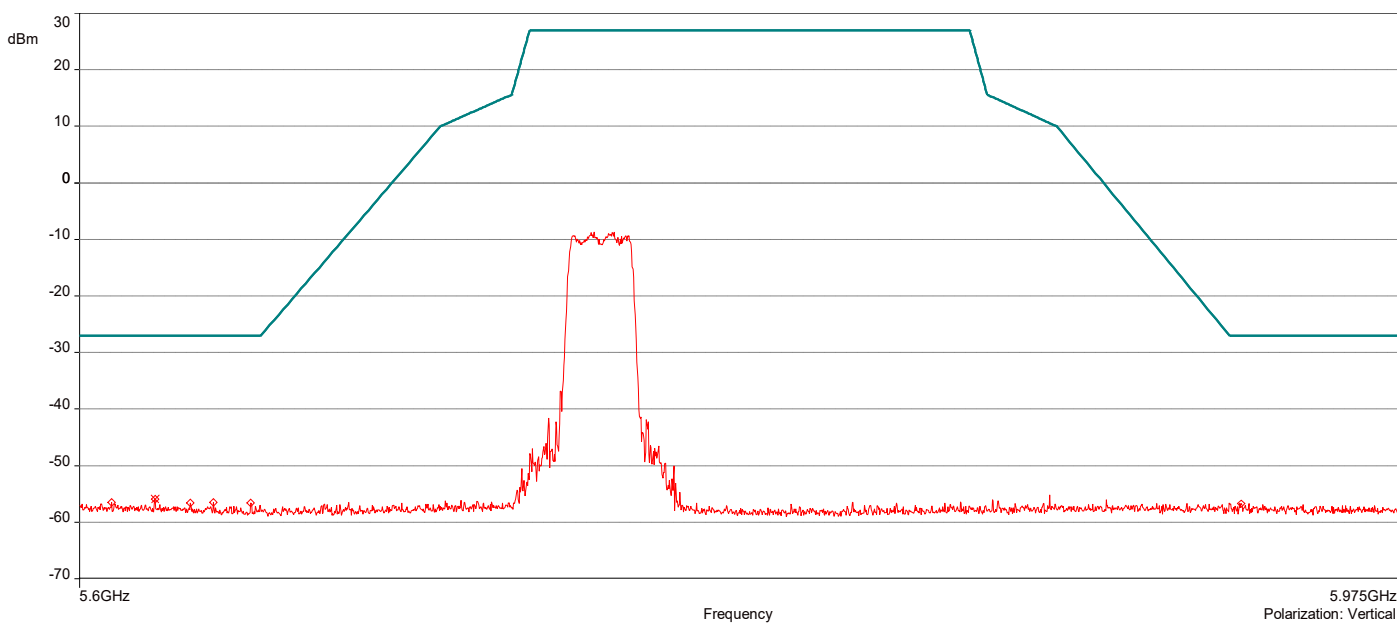
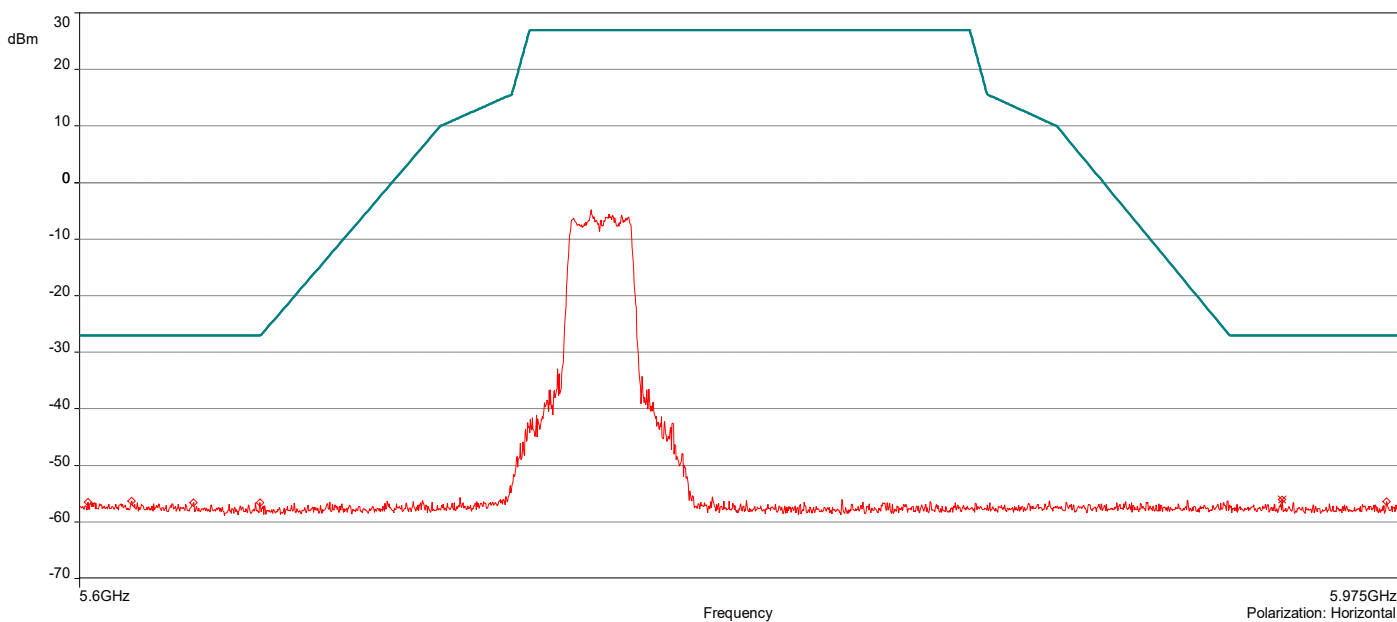
1. Level Peak Reading (dB μ V/m)= Raw Peak Level + Correction Factor
2. Correction Factor (dB) = Antenna Factor + Cable Loss – Preamplifier Gain
3. Margin = Level Peak Reading – Limit

AH22100701-HAR-053#5_Restricted Bandedge_5G UNII-3_802.11ac_Ch 149

1/13/2023 3:06:01 PM

No	Frequency (MHz)	Level Peak Reading (dBm)	Correction Factor (dB)	Limit dBm	Margin (dB)	Height (m)	Angle (°)	Polarization	Judgement
1	5.9403125GHz	-56.03	5.02	-27.00	-29.03	1.00	59.00	Horizontal	Passed
2	5.6208125GHz	-55.89	4.90	-27.00	-28.89	2.00	264.70	Vertical	Passed

Overall Graphs:



Remarks:

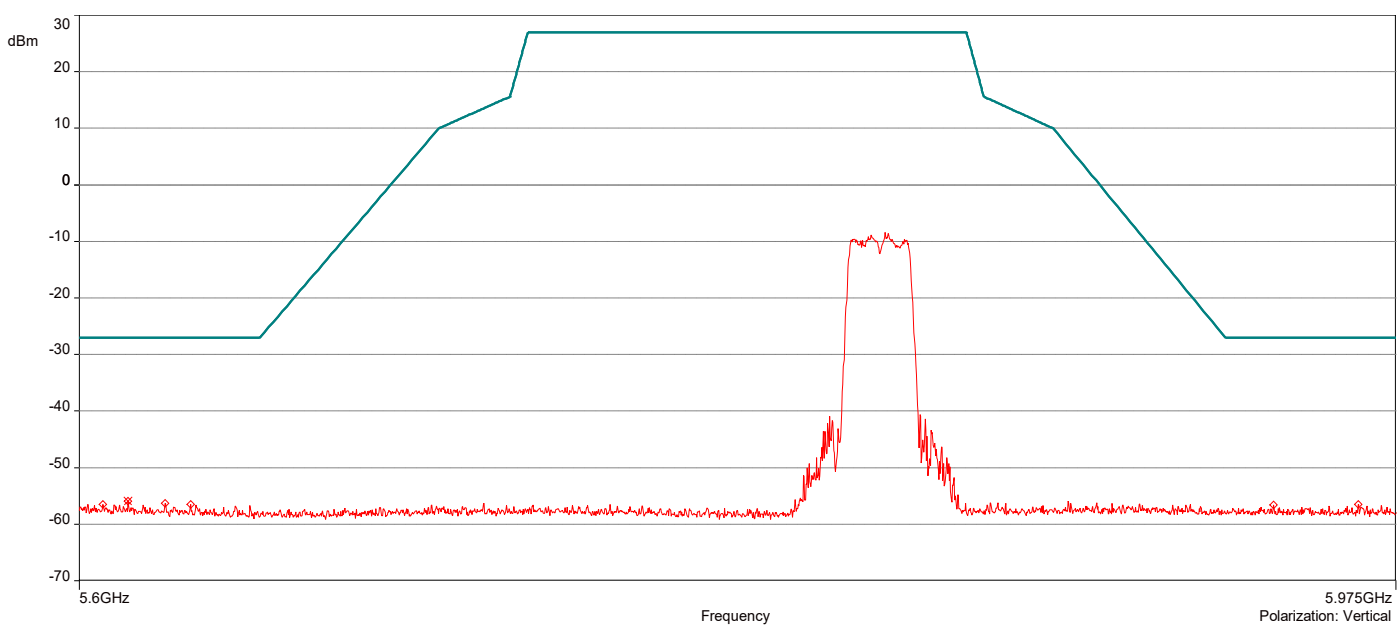
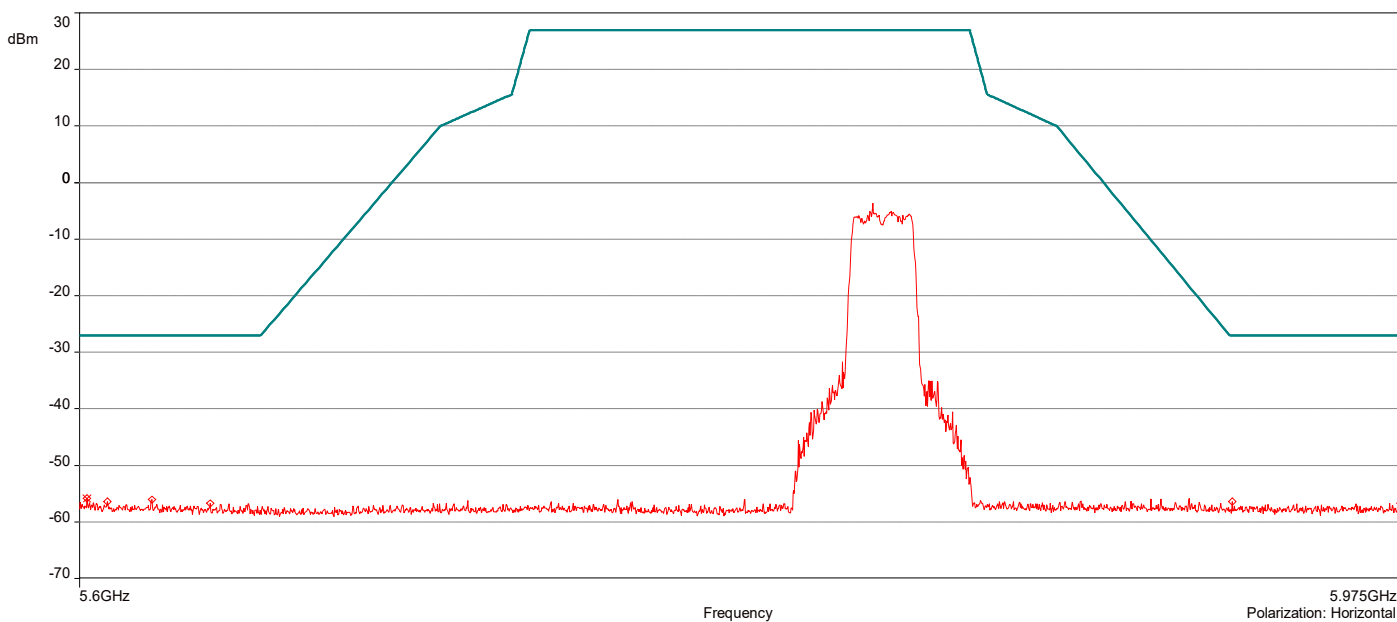
1. Level Peak Reading (dBm) = Raw Peak Level + Correction Factor
2. Correction Factor (dB) = Antenna Factor + Cable Loss – Preamplifier Gain
3. Margin = Level Peak Reading – Limit

AH22100701-HAR-053#5_Restricted Bandedge_5G UNII-3_802.11ac_Ch 165

1/13/2023 3:24:53 PM

No	Frequency (MHz)	Level Peak Reading (dBm)	Correction Factor (dB)	Limit dBm	Margin (dB)	Height (m)	Angle (°)	Polarization	Judgement
1	5.6020625GHz	-55.87	4.98	-27.00	-28.87	3.50	358.90	Horizontal	Passed
2	5.6135GHz	-55.97	4.92	-27.00	-28.97	2.00	207.70	Vertical	Passed

Overall Graphs:



Remarks:

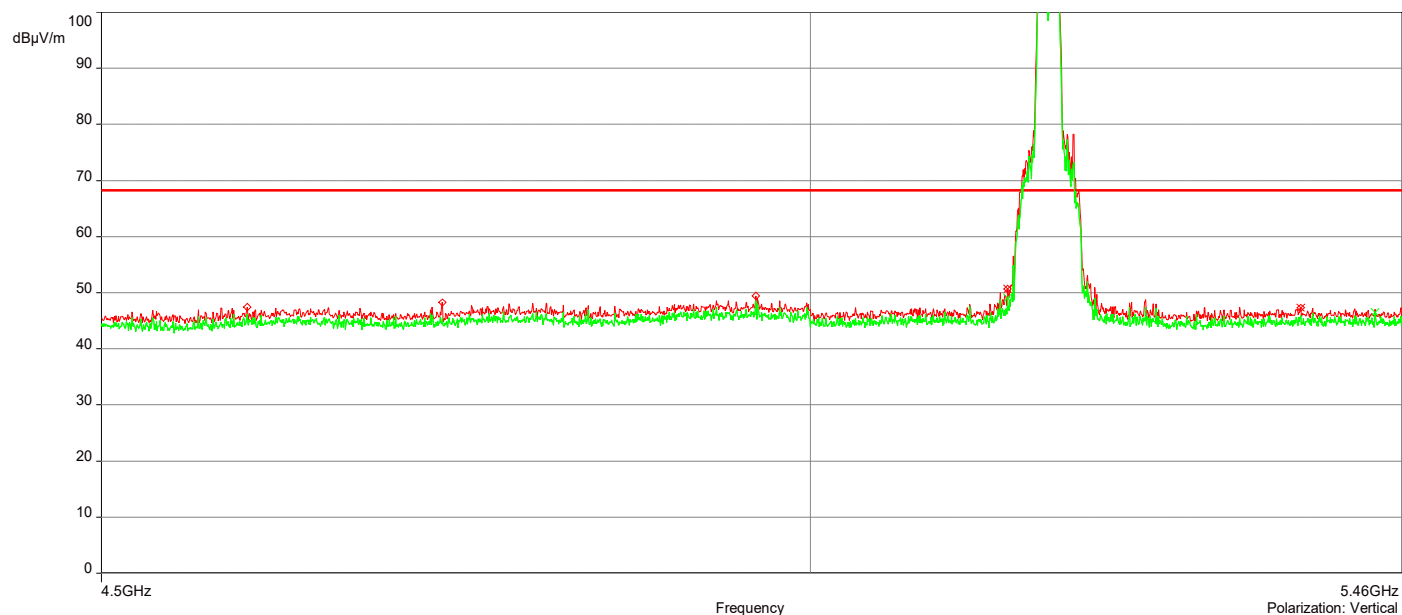
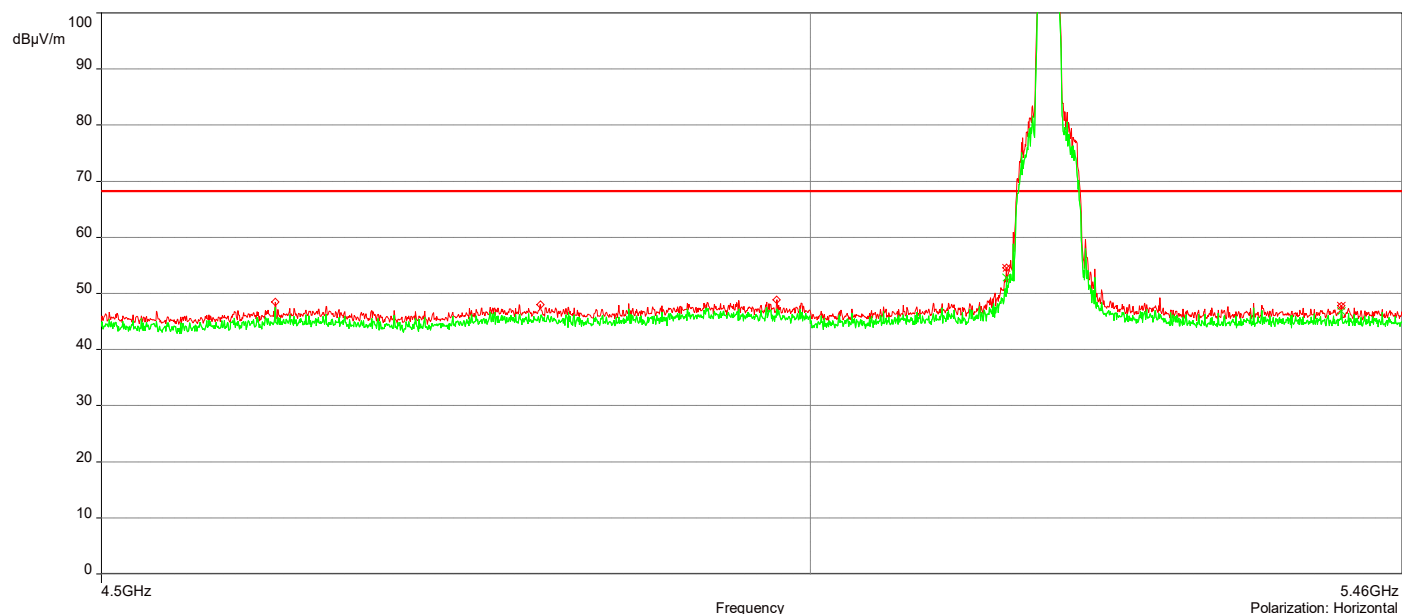
1. Level Peak Reading (dB μ V/m)= Raw Peak Level + Correction Factor
2. Correction Factor (dB) = Antenna Factor + Cable Loss – Preamplifier Gain
3. Margin = Level Peak Reading – Limit

AH22100701-HAR-053#5_UnRestricted Bandedge_5G UNII-1 802.11ac_Ch 36

1/13/2023 2:27:03 PM

No	Frequency (MHz)	Level Peak Reading (dBμV/m)	Correction Factor (dB)	Limit dBμV/m	Margin (dB)	Height (m)	Angle (°)	Polarization	Judgement
1	5.1478439GHz	54.55	4.25	68.23	-13.68	1.50	29.10	Horizontal	Passed
2	5.4105353GHz	47.82	4.86	68.23	-20.41	4.00	87.60	Horizontal	Passed
3	5.1488044GHz	50.64	4.25	68.23	-17.59	2.50	247.50	Vertical	Passed
4	5.3778789GHz	47.32	4.78	68.23	-20.91	2.50	330.10	Vertical	Passed

Overall Graphs:



Remarks:

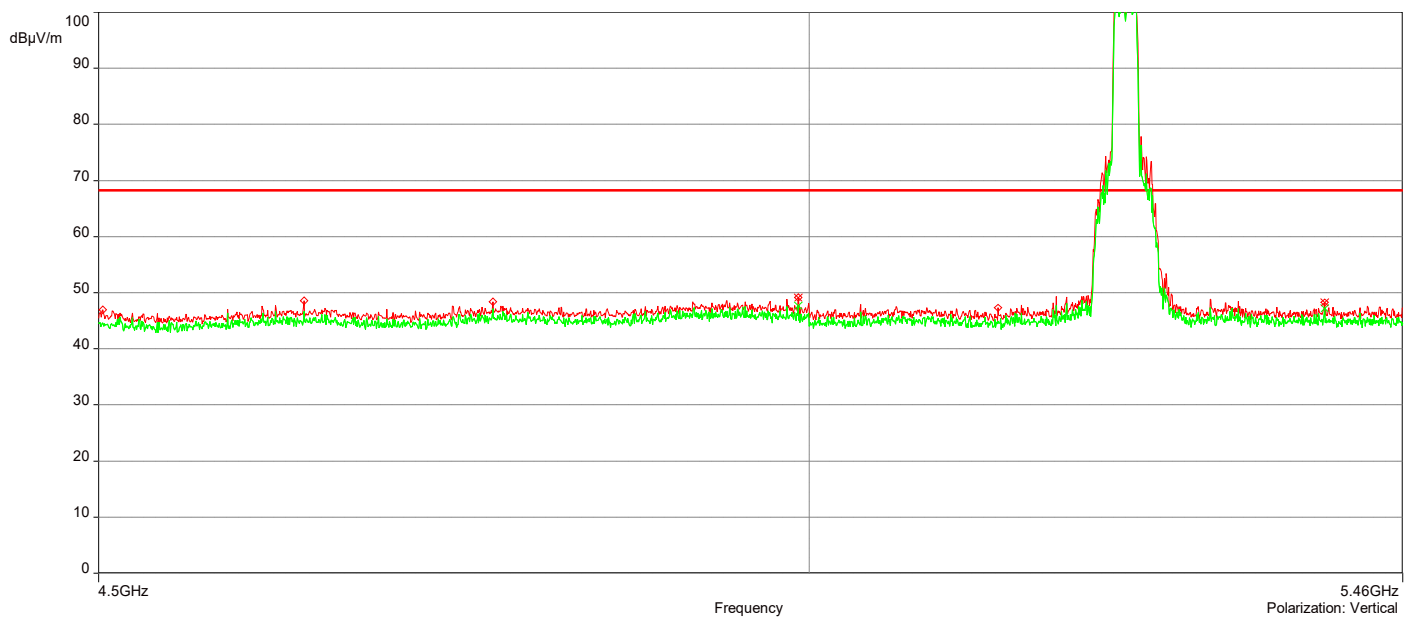
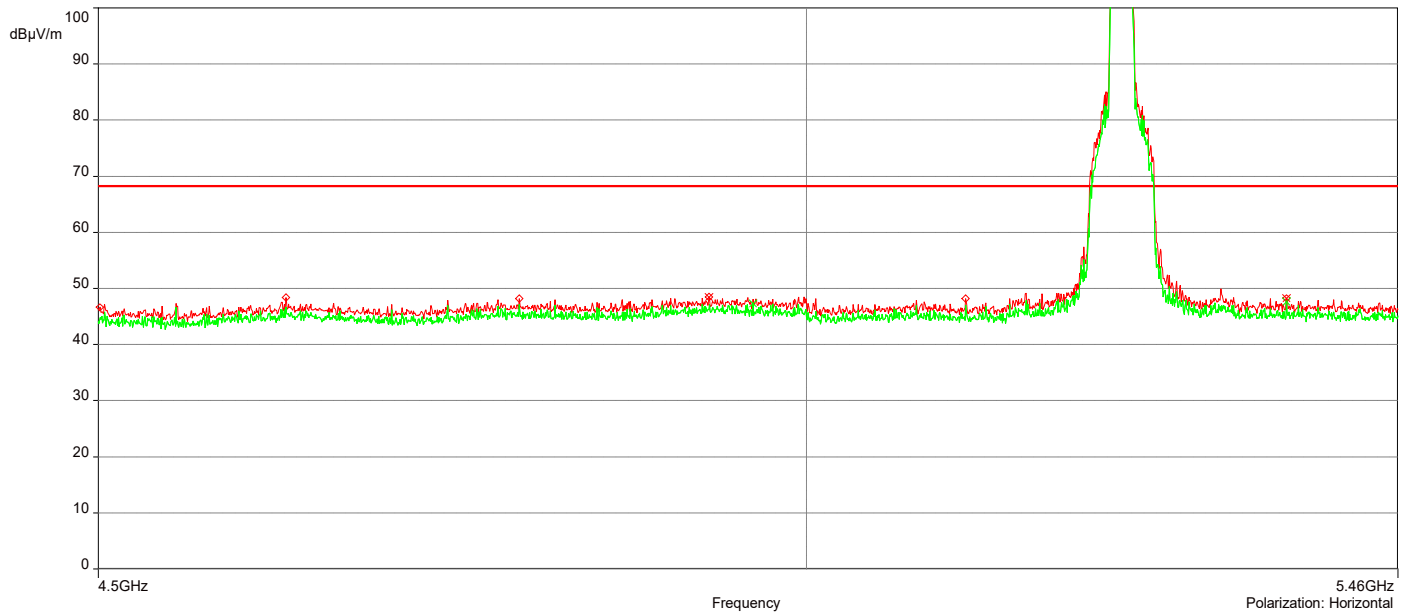
1. Level Peak Reading (dB μ V/m)= Raw Peak Level + Correction Factor
2. Correction Factor (dB) = Antenna Factor + Cable Loss – Preamplifier Gain
3. Margin = Level Peak Reading – Limit

AH22100701-HAR-053#5_UnRestricted Bandedge_5G UNII-1 802.11ac_Ch 48

1/13/2023 2:46:40 PM

No	Frequency (MHz)	Level Peak Reading (dBμV/m)	Correction Factor (dB)	Limit dBμV/m	Margin (dB)	Height (m)	Angle (°)	Polarization	Judgement
1	4.9278939GHz	48.50	4.54	68.23	-19.73	2.50	116.70	Horizontal	Passed
2	5.3701951GHz	48.25	4.78	68.23	-19.98	1.50	139.00	Horizontal	Passed
3	4.9917659GHz	49.20	4.41	68.23	-19.03	4.00	83.00	Vertical	Passed
4	5.3970885GHz	48.30	4.76	68.23	-19.93	4.00	165.90	Vertical	Passed

Overall Graphs:



Remarks:

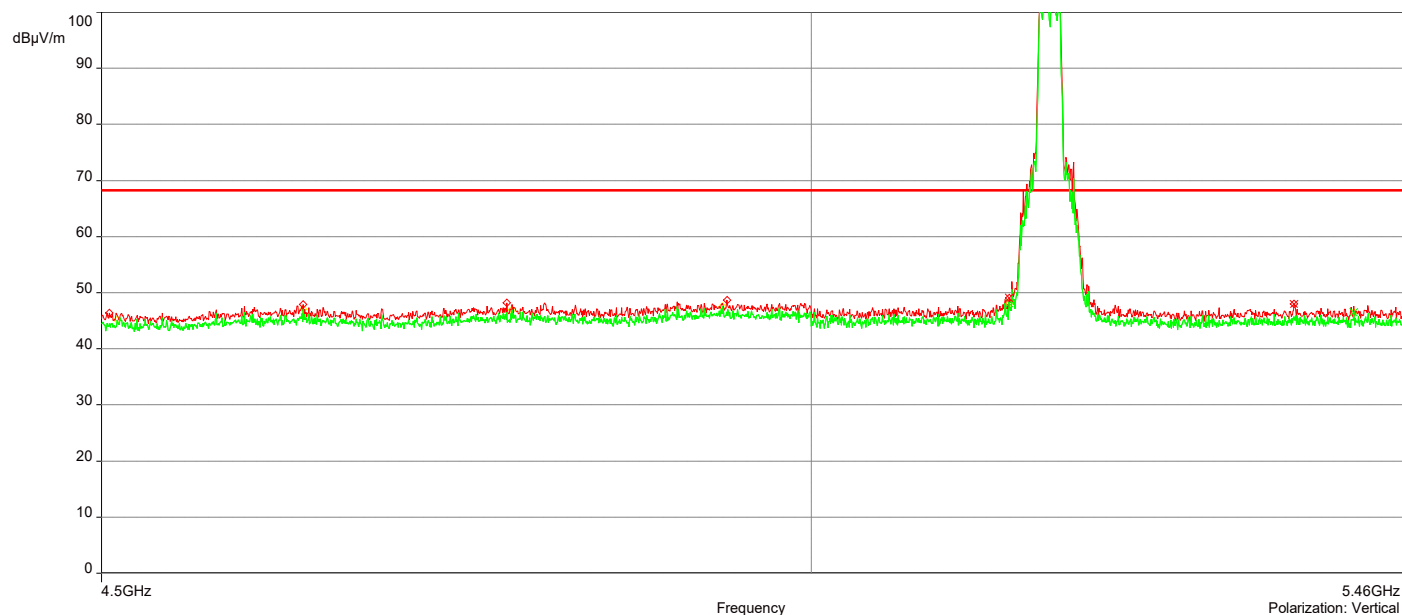
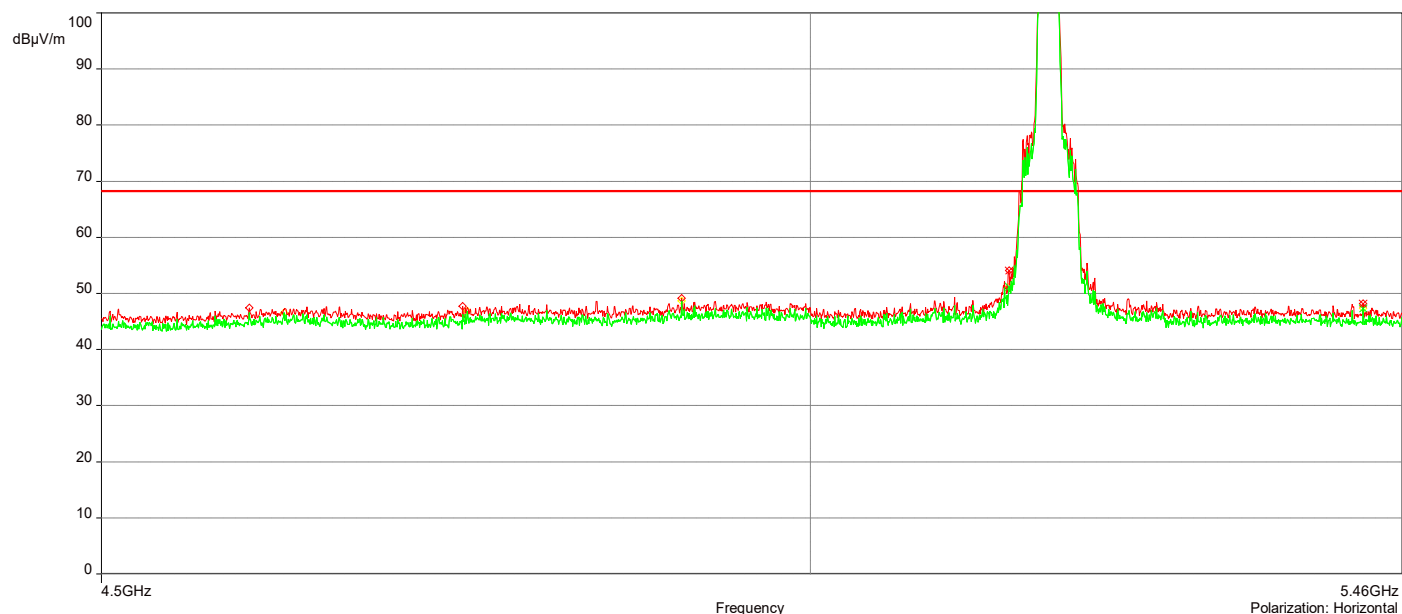
1. Level Peak Reading (dB μ V/m)= Raw Peak Level + Correction Factor
2. Correction Factor (dB) = Antenna Factor + Cable Loss – Preamplifier Gain
3. Margin = Level Peak Reading – Limit

AH22100701-HAR-053#5_UnRestricted Bandedge_5G UNII-1 802.11a_Ch 36

11/21/2022 4:57:27 PM

No	Frequency (MHz)	Level Peak Reading (dBμV/m)	Correction Factor (dB)	Limit dBμV/m	Margin (dB)	Height (m)	Angle (°)	Polarization	Judgement
1	5.1497649GHz	54.08	4.24	68.23	-14.15	1.00	29.40	Horizontal	Passed
2	5.4283042GHz	48.19	4.86	68.23	-20.04	3.50	105.00	Horizontal	Passed
3	5.1492846GHz	49.09	4.25	68.23	-19.14	2.50	246.10	Vertical	Passed
4	5.3716358GHz	48.02	4.79	68.23	-20.21	2.50	257.20	Vertical	Passed

Overall Graphs:



Remarks:

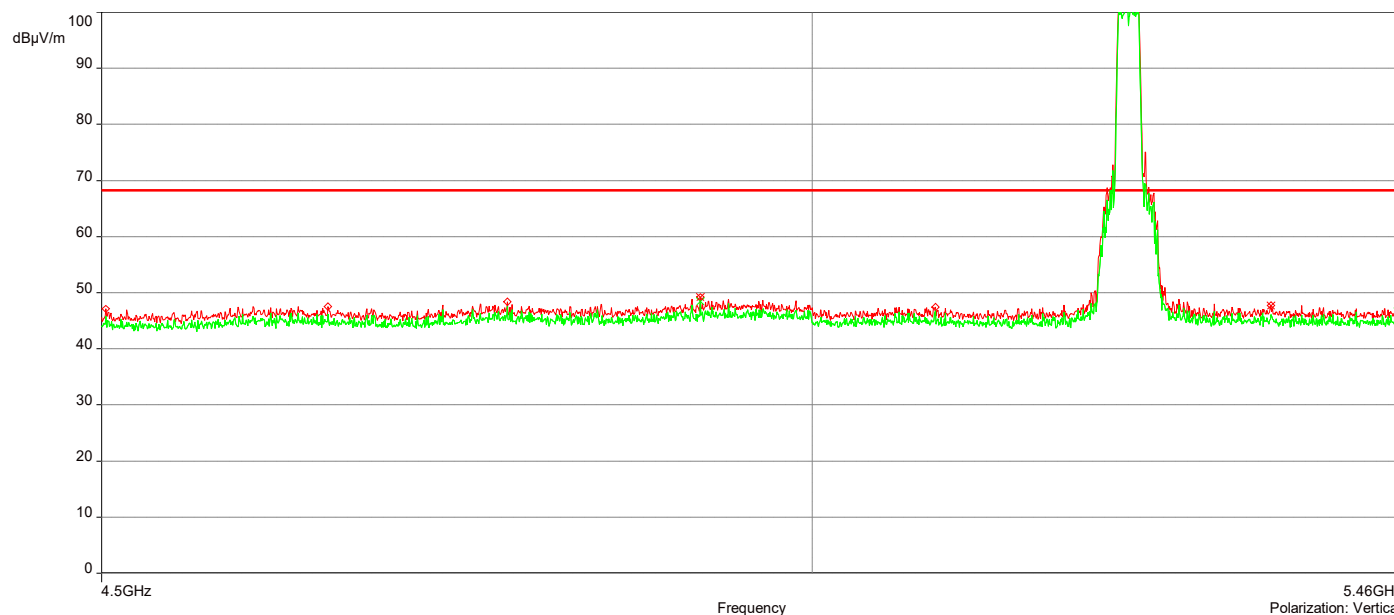
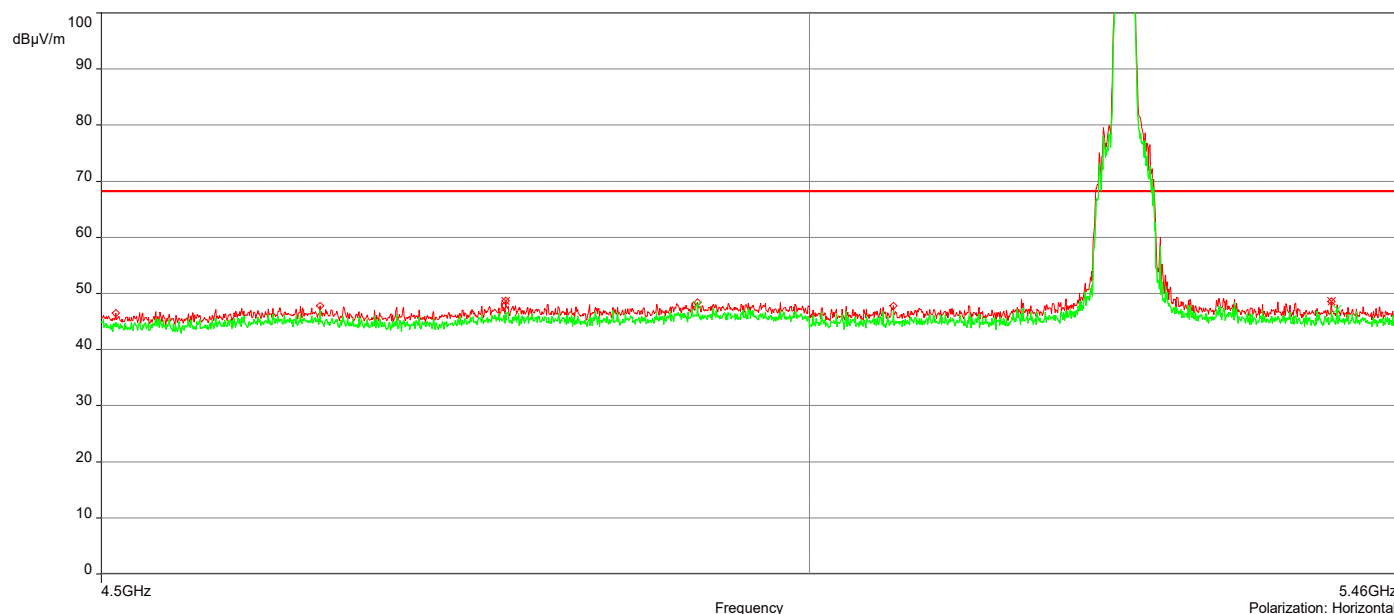
1. Level Peak Reading (dB μ V/m)= Raw Peak Level + Correction Factor
2. Correction Factor (dB) = Antenna Factor + Cable Loss – Preamplifier Gain
3. Margin = Level Peak Reading – Limit

AH22100701-HAR-053#5_UnRestricted Bandedge_5G UNII-1 802.11a_Ch 48

11/21/2022 6:17:41 PM

No	Frequency (MHz)	Level Peak Reading (dBμV/m)	Correction Factor (dB)	Limit dBμV/m	Margin (dB)	Height (m)	Angle (°)	Polarization	Judgement
1	4.7790195GHz	48.64	4.15	68.23	-19.59	3.50	213.30	Horizontal	Passed
2	5.4038119GHz	48.57	4.85	68.23	-19.66	4.00	192.40	Horizontal	Passed
3	4.9178089GHz	49.29	4.50	68.23	-18.94	1.00	47.60	Vertical	Passed
4	5.351946GHz	47.75	4.75	68.23	-20.48	2.00	182.50	Vertical	Passed

Overall Graphs:



Remarks:

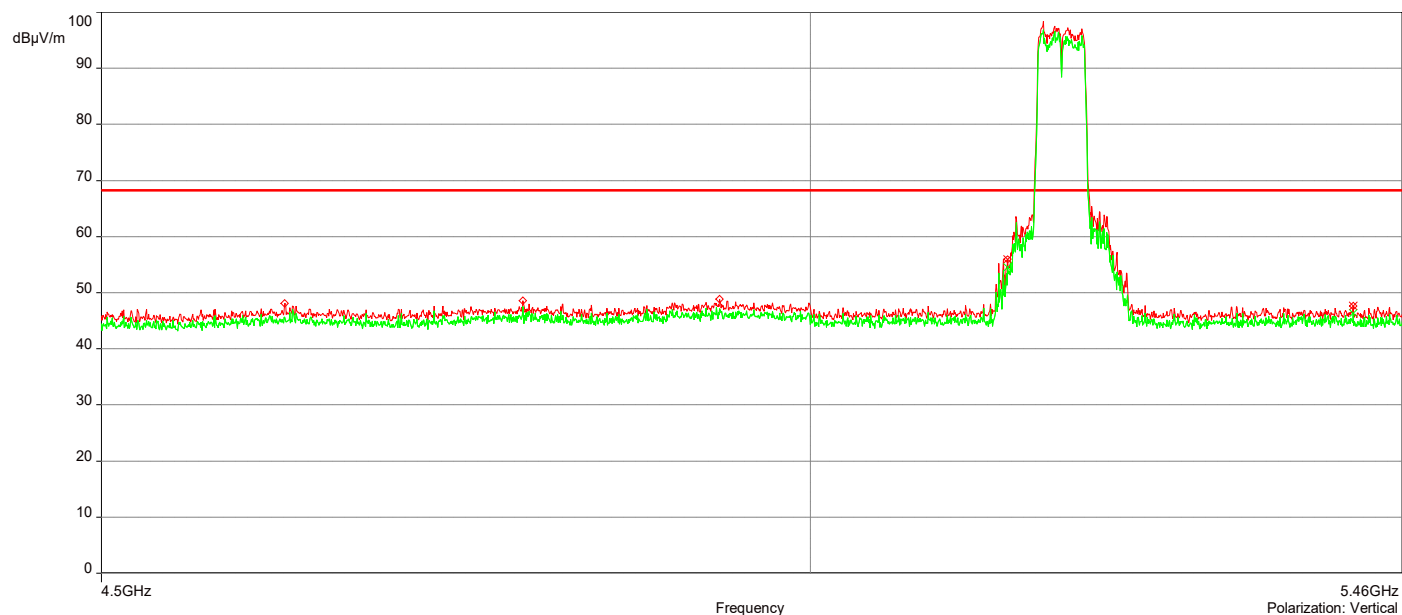
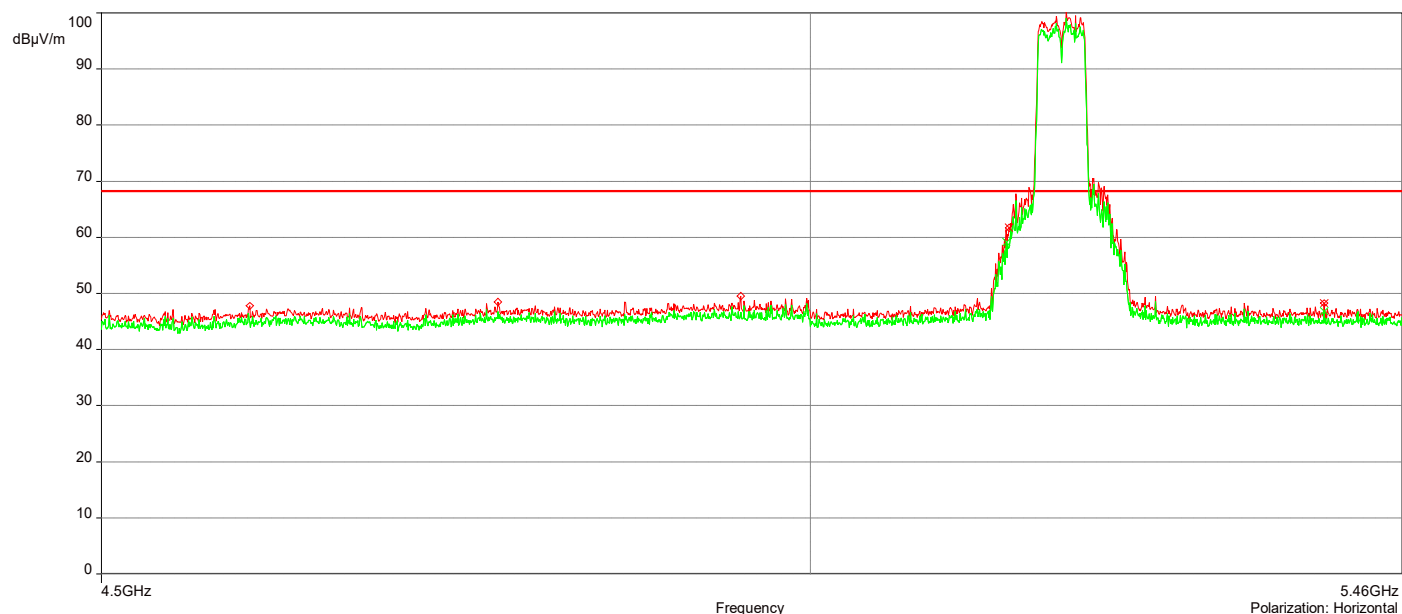
1. Level Peak Reading (dB μ V/m)= Raw Peak Level + Correction Factor
2. Correction Factor (dB) = Antenna Factor + Cable Loss – Preamplifier Gain
3. Margin = Level Peak Reading – Limit

AH22100701-HAR-053#5_UnRestricted Bandedge_5G UNII-1 802.11ac_Ch 38

11/22/2022 2:07:00 PM

No	Frequency (MHz)	Level Peak Reading (dBμV/m)	Correction Factor (dB)	Limit dBμV/m	Margin (dB)	Height (m)	Angle (°)	Polarization	Judgement
1	5.1497649GHz	61.71	4.24	68.23	-6.52	1.50	22.10	Horizontal	Passed
2	5.3966083GHz	48.26	4.84	68.23	-19.97	4.00	261.80	Horizontal	Passed
3	5.1488044GHz	56.01	4.25	68.23	-12.22	2.00	249.20	Vertical	Passed
4	5.4201401GHz	47.66	4.78	68.23	-20.57	3.50	161.50	Vertical	Passed

Overall Graphs:



Remarks:

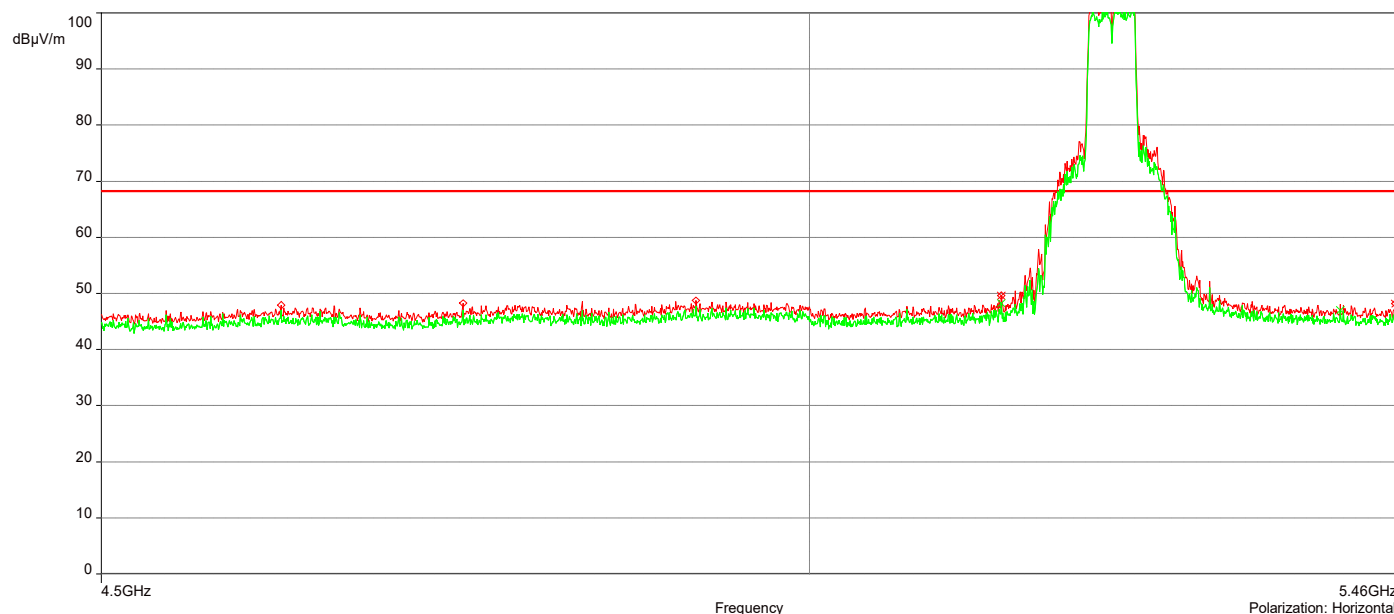
1. Level Peak Reading (dB μ V/m)= Raw Peak Level + Correction Factor
2. Correction Factor (dB) = Antenna Factor + Cable Loss – Preamplifier Gain
3. Margin = Level Peak Reading – Limit

AH22100701-HAR-053#5_UnRestricted Bandedge_5G UNII-1 802.11ac_Ch 46

11/22/2022 2:48:17 PM

No	Frequency (MHz)	Level Peak Reading (dBμV/m)	Correction Factor (dB)	Limit dBμV/m	Margin (dB)	Height (m)	Angle (°)	Polarization	Judgement
1	5.1449625GHz	49.63	4.26	68.23	-18.60	1.00	26.30	Horizontal	Passed
2	5.4551976GHz	48.21	4.95	68.23	-20.02	1.50	95.50	Horizontal	Passed
3	4.9312556GHz	49.29	4.50	68.23	-18.94	1.00	117.20	Vertical	Passed
4	5.3874837GHz	48.40	4.77	68.23	-19.83	3.00	194.40	Vertical	Passed

Overall Graphs:



Remarks:

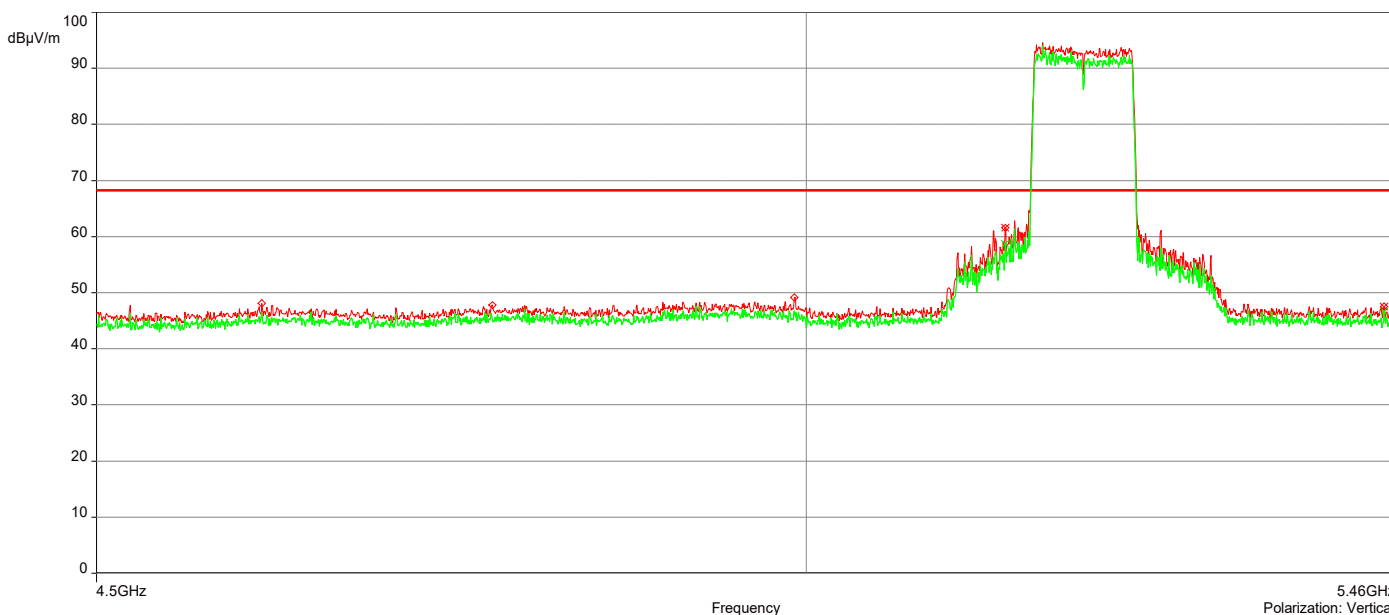
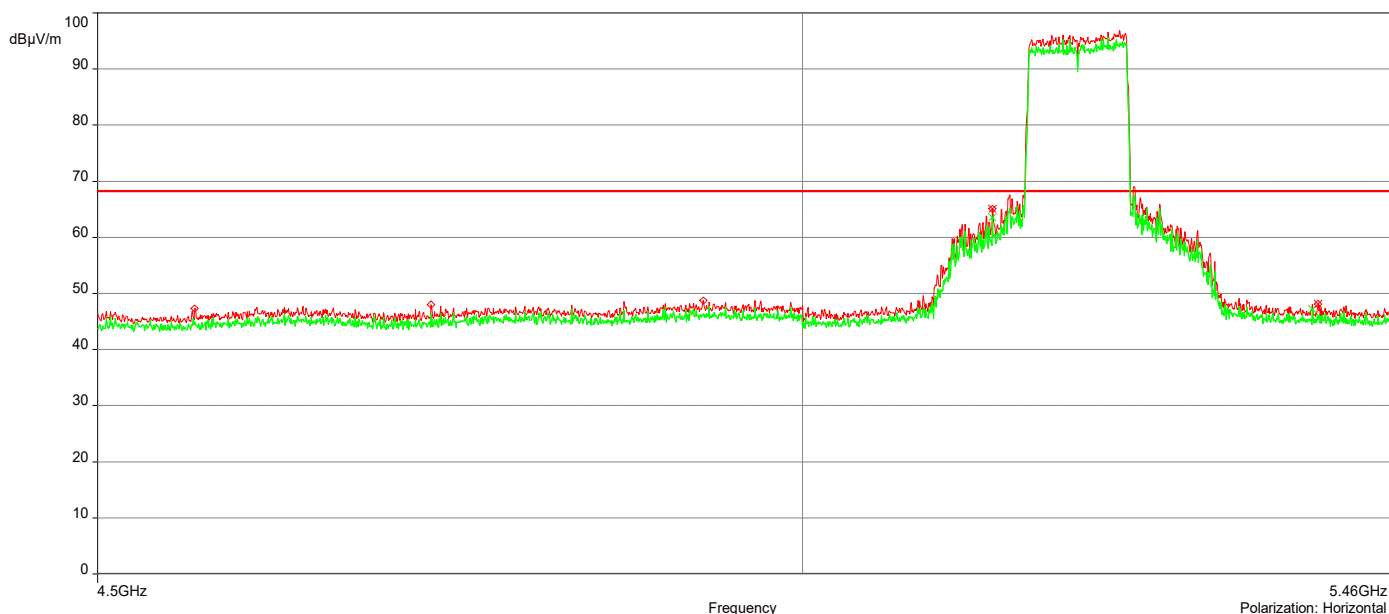
1. Level Peak Reading (dB μ V/m)= Raw Peak Level + Correction Factor
2. Correction Factor (dB) = Antenna Factor + Cable Loss – Preamplifier Gain
3. Margin = Level Peak Reading – Limit

AH22100701-HAR-053#5_UnRestricted Bandedge_5G UNII-1 802.11ac_Ch 42

11/22/2022 1:25:50 PM

No	Frequency (MHz)	Level Peak Reading (dBμV/m)	Correction Factor (dB)	Limit dBμV/m	Margin (dB)	Height (m)	Angle (°)	Polarization	Judgement
1	5.144002GHz	65.14	4.26	68.23	-3.09	1.00	24.20	Horizontal	Passed
2	5.4004502GHz	48.15	4.85	68.23	-20.08	3.00	79.90	Horizontal	Passed
3	5.1497649GHz	61.56	4.25	68.23	-6.67	2.50	250.20	Vertical	Passed
4	5.447994GHz	47.58	4.87	68.23	-20.65	1.50	157.10	Vertical	Passed

Overall Graphs:



Remarks:

1. Level Peak Reading (dB μ V/m)= Raw Peak Level + Correction Factor
2. Correction Factor (dB) = Antenna Factor + Cable Loss – Preamplifier Gain
3. Margin = Level Peak Reading – Limit

Document Revisions

Version	Date	Modifier	Changes
1.0	03-08-2023	Aravind Buddana	<ul style="list-style-type: none"> Initial Draft
2.0	05-13-2023	Aravind Buddana	<ul style="list-style-type: none"> Updated the power spectral density test method Updated occupied bandwidth measurement references. Updated the DTS Bandwidth 6dB rule section Updated 26db Emission bandwidth plots for 40 and 80MHz Updated Radiated emissions Limits and measurement procedure. Updated the Radiated test summary comments to justify the tests recorded as part of radiated testing Updated Band edge plots.
3.0	07-13-2023	Aravind Buddana	<ul style="list-style-type: none"> Updated the Measurement procedure for 4.4.2 and 4.4.3 Updated Section 5.4 Test Limits and Procedures with limits sample formulas and procedures.
4.0	07-20-2023	Aravind Buddana	<ul style="list-style-type: none"> Updated Section 5.4 with sample calculation that demonstrate the equivalence of magnetic field strength and electric field strength Updated Section 5.5 test limits and corresponding margin for all the emissions above 1GHz.
5.0	07-21-2023	Aravind Buddana	<ul style="list-style-type: none"> Corrected Section 5.5 test limits and corresponding margin for the emissions in restricted band.

End of Report