



Model: GEN3.1 MID VA
Internal Photos
28 November 2017
Revision 0

Harman International Industries, Inc.
30001 Cabot Drive
Novi, MI 48377
U.S.A.

Table of Contents

Revision History.....	3
Faceplate – Side 1	4
Faceplate – Side 2.....	5
Rear Faceplate Cover – Side 1.....	6
Rear Faceplate Cover – Side 2.....	7
Display Module – Side 1	8
Display Module – Side 2	9
Display PCB – Side 1	10
Display PCB – Side 2	11
Top Casting – Side 1	12
Top Casting – Side 2	13
Bottom Casting – Side 1	14
Bottom Casting – Side 2	15
Main Casting – Side 1	16
Main Casting – Side 2	17
Main PCB – Side 1.....	18
Main PCB – Side 2a.....	19
Main PCB – Side 2b.....	20
Main PCB – Side 2c.....	21
Main PCB – Connectors.....	22

Revision History

Revision	Date	Description
0	28 NOV 2017	Initial release.


Faceplate – Side 1




Faceplate – Side 2



Rear Faceplate Cover – Side 1



Rear Faceplate Cover – Side 2




Display Module – Side 1




Display Module – Side 2



Display PCB – Side 1




Display PCB – Side 2




Top Casting – Side 1




Top Casting – Side 2




Bottom Casting – Side 1



Bottom Casting – Side 2



Main Casting – Side 1




Main Casting – Side 2




Main PCB – Side 1




Main PCB – Side 2a




Main PCB – Side 2b




Main PCB – Side 2c



Main PCB – Connectors




Side PCB – Side 1



Side PCB – Side 2a



Side PCB – Side 2b



Side PCB – Side 2c

