




W2-RDO-9X Module Installation Guide (SEN)

Items Required:

Manufacturer	Part Number	Quantity	Description
Ramtech	W2-CTRL-BRD	1	WES+ Control Board
Ramtech	W2-RDO-9X	1	WES+ 9X Radio Board
Essentra	MDLSP2-06M-01	2	6mm Dual Locking Support Post
Ramtech	W2-SEN-BASE	1	Sensor Product Base
Ramtech	W2-SEN-LID	1	Sensor Product Lid
TR Fastenings	W/N4/0.250/PRST AB/TC1D	3	2.9x6.5 Pozi Pan Steel Screws



Insert support posts into the two holes on the radio module until they lock.



Locate the support posts and the module connectors over the control board.

Press firmly until the support posts lock into place.

W2-RDO-9X Module Install Guide



Lay out Product Base which should already include:

- Back Tamper Assembly
- Battery Sticker
- Battery Foam
- Battery Straps
- Battery





Line up the Control Board plus Radio Module assembly with the three screw holes in the product base.

Screw board assembly down.

Connect back tamper connector (blue).

W2-RDO-9X Module Install Guide

	<p>Lay out Sensor Lid which should already include:</p> <ul style="list-style-type: none">• Antenna• Ground Plane• Sensor Base• Membrane
	<p>Line up the Sensor Lid over the Sensor Base and connect:</p> <ol style="list-style-type: none">1. Membrane Connector2. Antenna3. Sensor Connector4. Battery <p>Close the Lid.</p>

W2-RDO-9X Module Install Guide

Host product must be labelled with “Contains FCC ID: 2AHNOW2-RDO-9X and IC: 21246-W2RDO9X”.

This radio module is for mobile use and should not be used within 20cm of the human body when the RF is enabled.

FCC Warning Statement – FCC ID: 2AHNOW2-RDO-9X

- This device complies with Part 15 of the FCC Rules.
- Operation is subject to the following two conditions:
 1. This device may not cause harmful interference, and
 2. This device must accept any interference received, including interference that may cause undesired operation.
- This equipment complies with FCC radiation exposure limits set forth for an uncontrolled environment. End users must follow the specific operating instructions for satisfying RF exposure compliance. This transmitter must not be co-located or operating in conjunction with any other antenna or transmitter.
- Changes or modifications not expressly approved by the party responsible for compliance could void the user's authority to operate the equipment

Industry Canada Warning Statement – IC ID: 21246-W2RDO9X

English

- Under Industry Canada regulations, this radio transmitter may only operate using an antenna of a type and maximum (or lesser) gain approved for the transmitter by Industry Canada. To reduce potential radio interference to other users, the antenna type and its gain should be so chosen that the equivalent isotropically radiated power (e.i.r.p.) is not more than that necessary for successful communication.
- This device complies with Industry Canada licence-exempt RSS standard(s). Operation is subject to the following two conditions:
 1. This device may not cause interference, and
 2. This device must accept any interference, including interference that may cause undesired operation of the device.

French

- Conformément à la réglementation d'Industrie Canada, le présent émetteur radio peut fonctionner avec une antenne d'un type et d'un gain maximal (ou inférieur) approuvé pour l'émetteur par Industrie Canada. Dans le but de réduire les risques de brouillage radioélectrique à l'intention des autres utilisateurs, il faut choisir le type d'antenne et son gain de sorte que la puissance isotrope rayonnée équivalente (p.i.r.e.) ne dépasse pas l'intensité nécessaire à l'établissement d'une communication satisfaisante.
- Le présent appareil est conforme aux CNR d'Industrie Canada applicables aux appareils radio exempts de licence. L'exploitation est autorisée aux deux conditions suivantes:
 1. l'appareil ne doit pas produire de brouillage, et
 2. l'utilisateur de l'appareil doit accepter tout brouillage radioélectrique subi, même si le brouillage est susceptible d'en compromettre le fonctionnement.