




PHOTOS OF TEST SET-UP




XY-Plane below 1 GHz




Radiated emission 9kHz - 30 MHz



Radiated emissions 30 - 100MHz




XY plane - Radiated emissions above 1GHz




Radiated emissions above 1GHz



Power line Conducted emission – DC only



Power line Conducted emission – AC/DC adapter



Power line Conducted emission – with PoE router