


EXHIBIT D - TEST SETUP PHOTOGRAPHS

Conducted Emissions - Front View




Conducted Emissions - Side View




Radiated Emissions View (9 kHz ~ 30 MHz)




Radiated Emissions View (30 MHz ~ 1 GHz)




**H-Filed Strength View
Position A (Distance is 15cm)**




Position B (Distance is 15cm)




Position C (Distance is 15cm)




Position D (Distance is 15cm)




Position E (Distance is 20cm)




**E-Filed Strength View
Position A (Distance is 15cm)**




Position B (Distance is 15cm)



Position C (Distance is 15cm)



Position D (Distance is 15cm)



Position E (Distance is 20cm)

