



APPENDIX 1: EUT PHOTO

Photo 1 (For model HC-AU-BO-101-BK)



Photo 2






Photo 3




Photo 4







Photo 5



PCB antenna

Photo 6






Photo 7



----END OF REPORT----