

深圳市朋伴兴业科技有限公司

地址：深圳市龙华区民治大道民泰大厦 1016 室

电话：0755-29486410 传真：0755-83582856

产品规格承认书

SPECIFICATIONS

编号	
品名	PBX5021MA01
客户型号	
制作	刘小美
审核	刘飞
日期	2019.10.18

客户承认签印	
日期	

UNLESS OTHER SPECIFIED TOLERANCES ON:

X=± X.X=± X.XX=

ANGLES = ± HOLE DIA = ±



深圳市朋伴兴业科技有限公司

Shenzhen Pengbian Xingye Technology Co., LTD

SCALE: N/A

UNIT: mm

DRAWN BY: Sera

CHECKED BY: ZL

DESIGNED BY: Sera

APPROVED BY: XL

THIS DRAWINGS AND SPECIFICATIONS ARE THE PROPERTY OF PBXY TECHNOLOGY Limited AND SHALL NOT BE REPRODUCED OR USED AS THE BASIS FOR THE MANUFACTURE OR SALE OF APPARATUS OR DEVICES WITHOUT PERMISSION

TITLE:

DOCUMENT
NO.

SPEC REV.

P1

PBX5021MA01 Specification

Operating Temp. : -40°C~+85°C

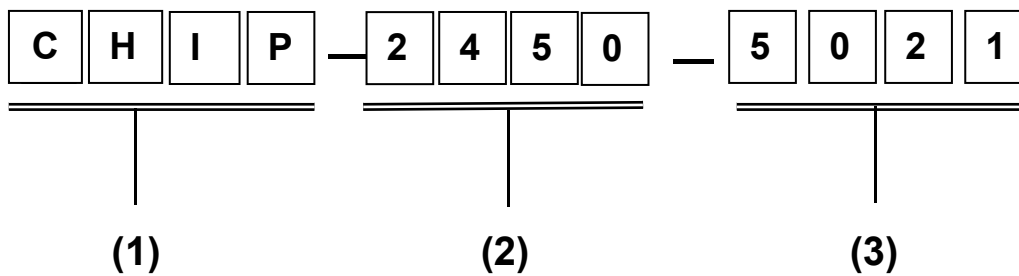
1. FEATURES:

- Light weight, compact
- Wide bandwidth, low cost
- Built-in antenna with high gain

2. APPLICATIONS:

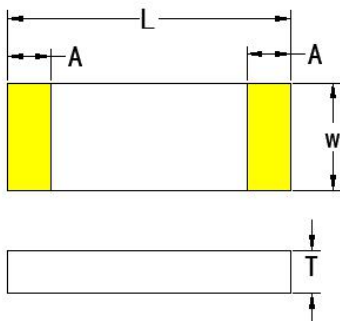
- Bluetooth, Wireless LAN, Mobile TV
- Home RF system, etc

3. PRODUCT IDENTIFICATION



- (1) Product type: Multilayer chip Antenna
 (2) Center Frequency: 2450MHz
 (3) External Dimensions (L×W) (mm): 5.0*2.1

4. SHAPE AND DIMENSIONS:



Unit:mm	L	W	A	T
CHIP-5021	5.0±0.2	2.15±0.1	0.45±0.1	0.85±0.1

UNLESS OTHER SPECIFIED TOLERANCES ON:

X=± X.X=± X.XX=
 ANGLES = ± HOLE DIA = ±



深圳市朋伴兴业科技有限公司

Shenzhen Pengbian Xingye Technology Co., LTD

SCALE: N/A

UNIT: mm

DRAWN BY : Sera

CHECKED BY: ZL

DESIGNED BY: Sera

APPROVED BY: XL

THIS DRAWINGS AND SPECIFICATIONS ARE THE PROPERTY OF PBXY TECHNOLOGY Limited AND SHALL NOT BE REPRODUCED OR USED AS THE BASIS FOR THE MANUFACTURE OR SALE OF APPARATUS OR DEVICES WITHOUT PERMISSION

TITLE:

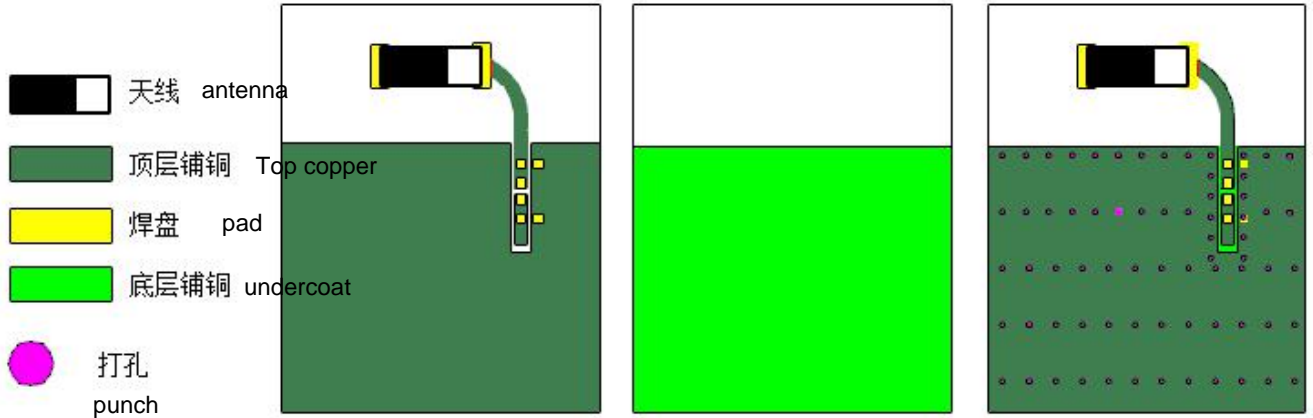
DOCUMENT NO.

SPEC REV. P1

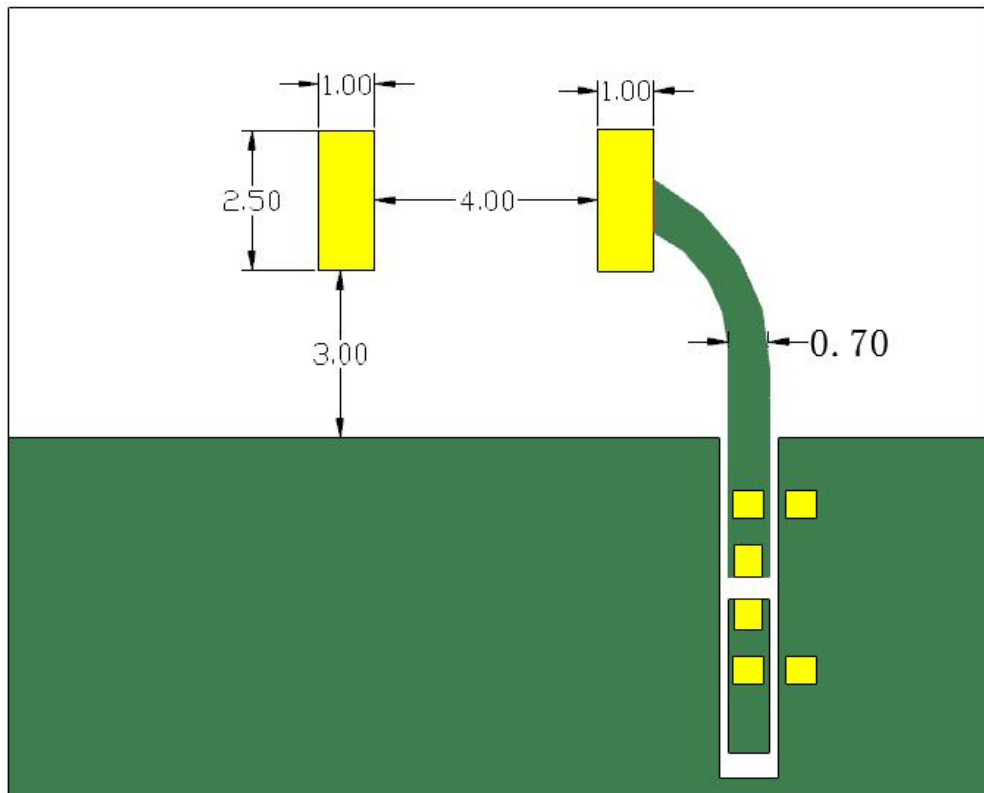
测试板参考尺寸: Test plate reference size

单位: mm

unit



PBX5021MA01 焊盘尺寸: Pad size



UNLESS OTHER SPECIFIED TOLERANCES ON:

X=± X.X=± X.XX=
ANGLES = ± **HOLE DIA = ±**



深圳市朋伴兴业科技有限公司

Shenzhen Pengbian Xingye Technology Co., LTD

SCALE: N/A

UNIT: mm

DRAWN BY: Sera

CHECKED BY: ZL

DESIGNED BY: Sera

APPROVED BY: XL

THIS DRAWINGS AND SPECIFICATIONS ARE THE PROPERTY OF PBXY TECHNOLOGY Limited AND SHALL NOT BE REPRODUCED OR USED AS THE BASIS FOR THE MANUFACTURE OR SALE OF APPARATUS OR DEVICES WITHOUT PERMISSION

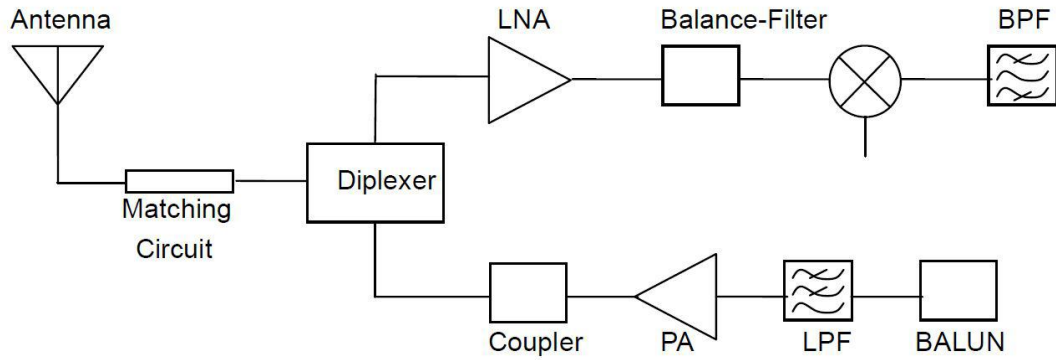
TITLE:

DOCUMENT NO.

SPEC REV.

P1

APPLICATION GUIDE



5. SPECIFICATIONS:

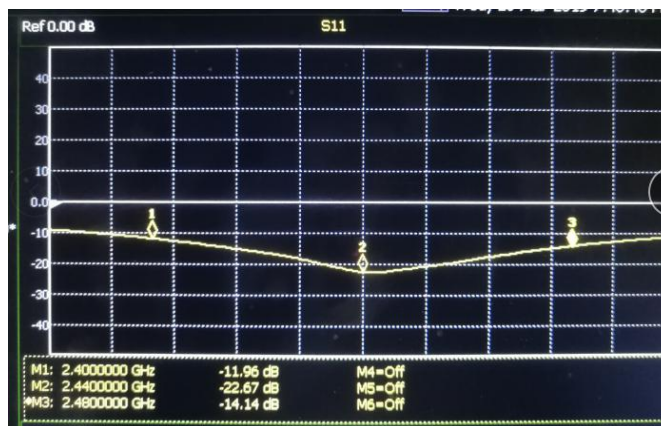
Test item	Result
Applied frequency band	2400-2500MHz
Polarization mode	Linear polarization
Howling gain	2.73dBi
* efficiency	67.16%
Input impedance	50Q
Maximum power	5W

* Test condition: Test board size 86*50 mm
Matching circuit: Pi matching circuit will be required

6. Electrical Characteristics :

回波损耗

Return loss



UNLESS OTHER SPECIFIED TOLERANCES ON:

X=± X.X=± X.XX=
ANGLES = ± HOLE DIA = ±

SCALE: N/A

UNIT: mm

DRAWN BY : Sera

CHECKED BY: ZL

DESIGNED BY: Sera

APPROVED BY: XL



深圳市朋伴兴业科技有限公司

Shenzhen Pengbian Xingye Technology Co., LTD

THIS DRAWINGS AND SPECIFICATIONS ARE THE PROPERTY OF PBXY TECHNOLOGY Limited AND SHALL NOT BE REPRODUCED OR USED AS THE BASIS FOR THE MANUFACTURE OR SALE OF APPARATUS OR DEVICES WITHOUT PERMISSION

TITLE:

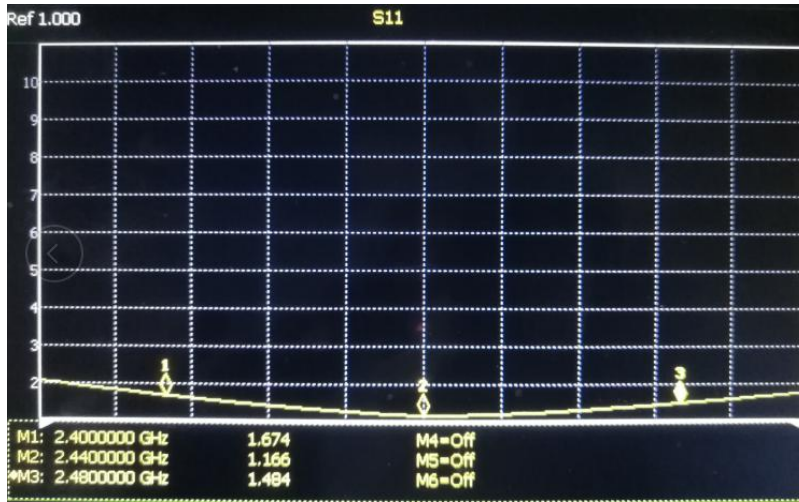
DOCUMENT
NO.

SPEC REV.

P1



驻波比 Standing wave ratio



Mark	Frequency	VSWR
1	2400 MHz	1.674
2	2440 MHz	1.166
3	2480 MHz	1.484

UNLESS OTHER SPECIFIED TOLERANCES ON:
X=± X.X=± X.XX=
ANGLES = ± **HOLE DIA = ±**



深圳市朋伴兴业科技有限公司

Shenzhen Pengbian Xingye Technology Co., LTD

SCALE: N/A

UNIT: mm

DRAWN BY : Sera

CHECKED BY: ZL

DESIGNED BY: Sera

APPROVED BY: XL

THIS DRAWINGS AND SPECIFICATIONS ARE THE PROPERTY OF PBXY TECHNOLOGY Limited AND SHALL NOT BE REPRODUCED OR USED AS THE BASIS FOR THE MANUFACTURE OR SALE OF APPARATUS OR DEVICES WITHOUT PERMISSION

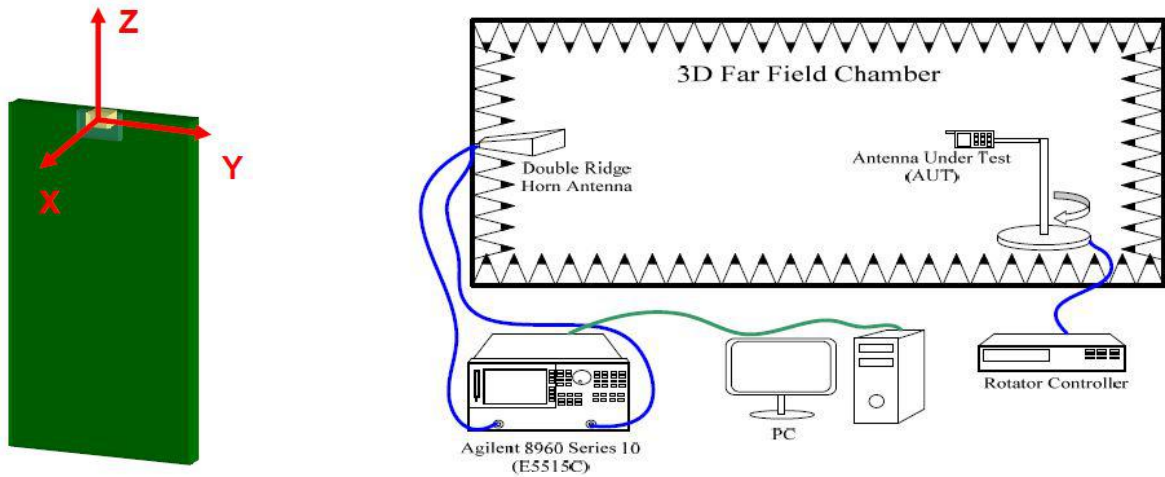
TITLE:

DOCUMENT NO.

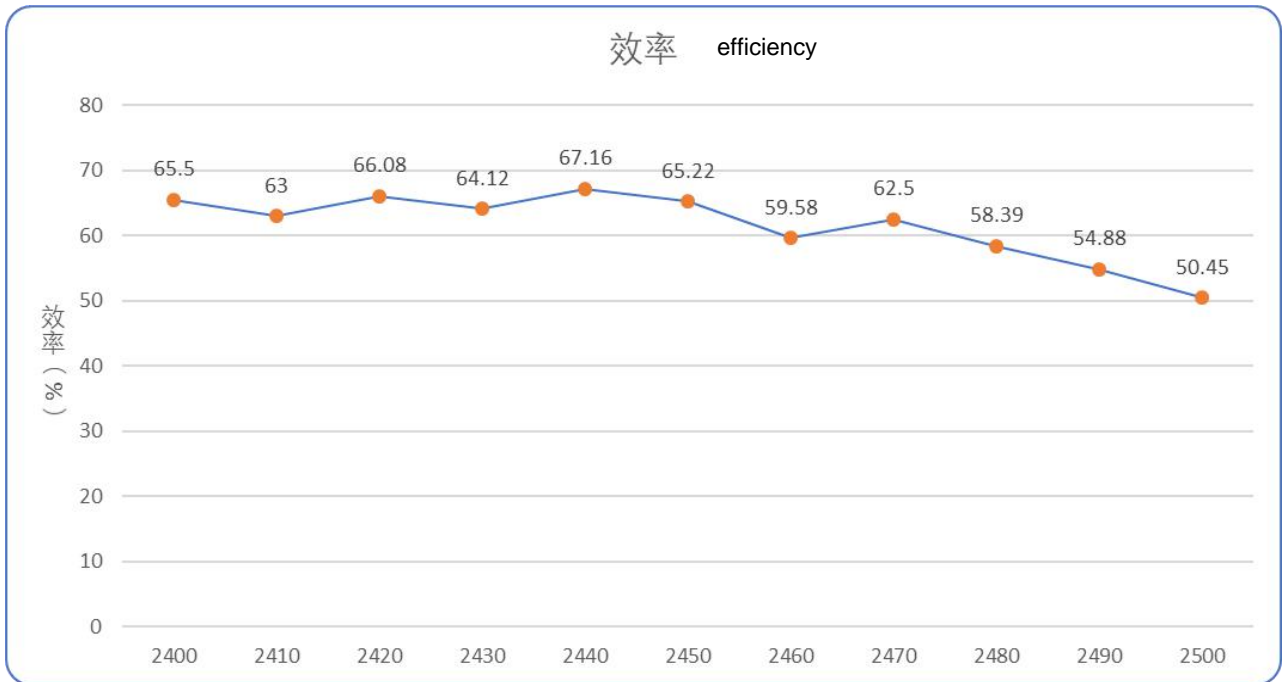
SPEC REV. P1

Radiation Pattern

The Gain pattern is measured in FAR-field chamber. DUT is placed on the table of rotator, a standard horn antenna and Vector Network Analyzer is used to collect data.



◎ 效率 efficiency



UNLESS OTHER SPECIFIED TOLERANCES ON:

X=± X.X=± X.XX=
ANGLES = ± HOLE DIA = ±

SCALE: N/A

UNIT: mm

DRAWN BY : Sera

CHECKED BY: ZL

DESIGNED BY: Sera

APPROVED BY: XL

TITLE:

DOCUMENT
NO.

SPEC REV.
P1

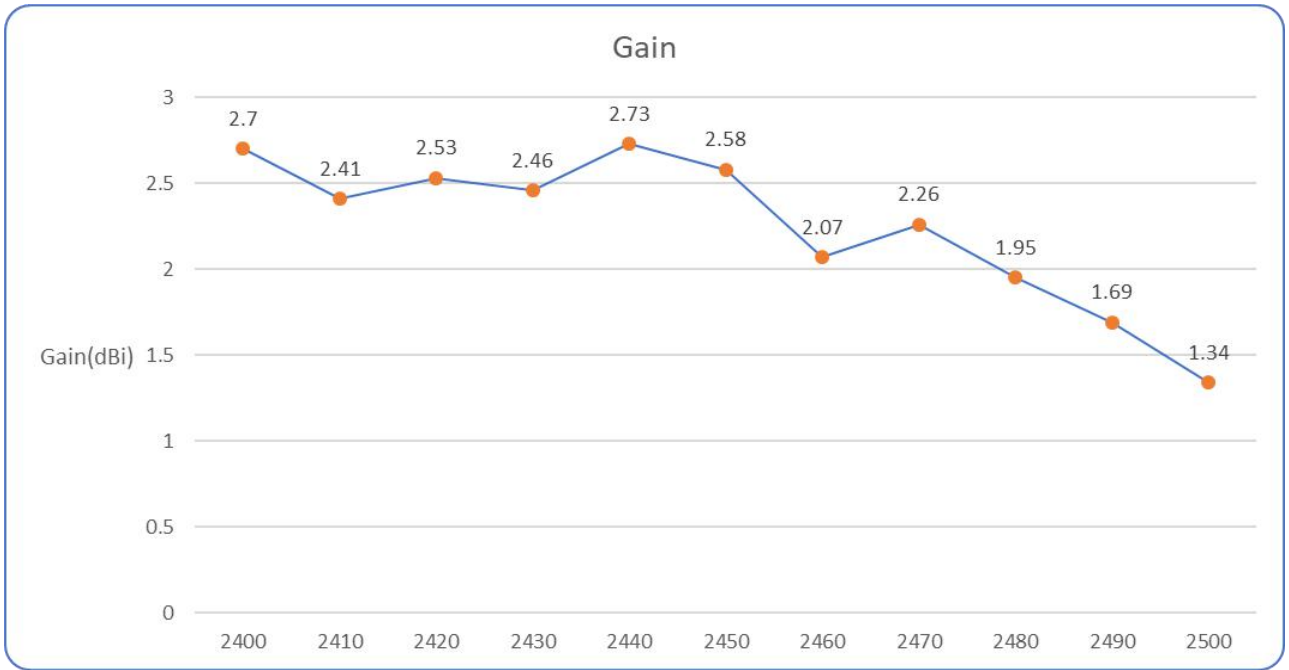


深圳市朋伴兴业科技有限公司

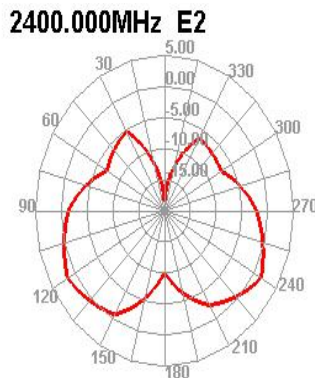
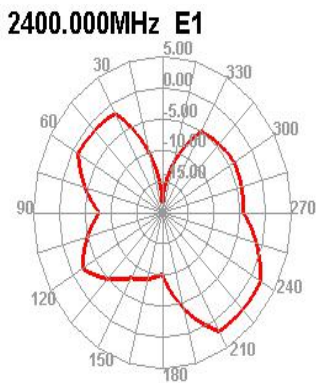
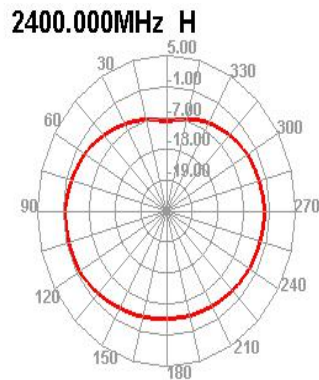
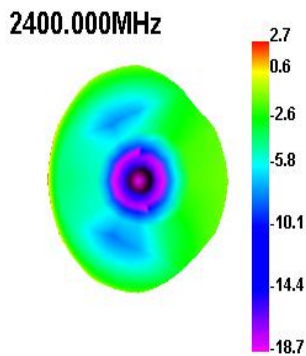
Shenzhen Pengbian Xingye Technology Co., LTD

THIS DRAWINGS AND SPECIFICATIONS ARE THE PROPERTY OF PBXY TECHNOLOGY Limited AND SHALL NOT BE REPRODUCED OR USED AS THE BASIS FOR THE MANUFACTURE OR SALE OF APPARATUS OR DEVICES WITHOUT PERMISSION

◎ 最大增益 Maximum gain



◎ 3D Gain Pattern (2400 MHz)



UNLESS OTHER SPECIFIED TOLERANCES ON:
 $X = \pm$ $X.X = \pm$ $X.XX =$
ANGLES = \pm **HOLE DIA** = \pm



深圳市朋伴兴业科技有限公司
Shenzhen Pengbian Xingye Technology Co., LTD

SCALE: N/A
DRAWN BY: Sera
DESIGNED BY: Sera

UNIT: mm
CHECKED BY: ZL
APPROVED BY: XL

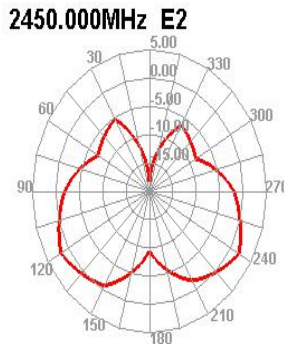
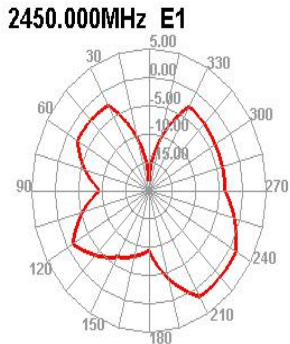
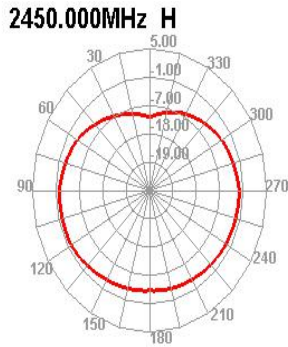
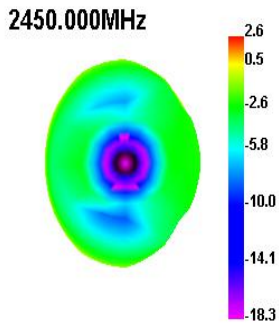
THIS DRAWINGS AND SPECIFICATIONS ARE THE PROPERTY OF PBXY TECHNOLOGY Limited AND SHALL NOT BE REPRODUCED OR USED AS THE BASIS FOR THE MANUFACTURE OR SALE OF APPARATUS OR DEVICES WITHOUT PERMISSION

TITLE:

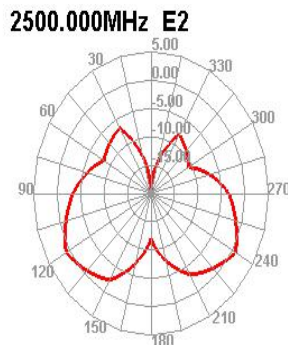
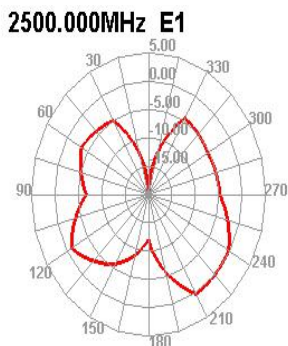
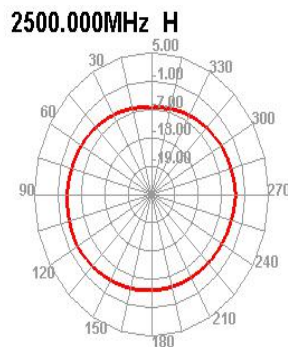
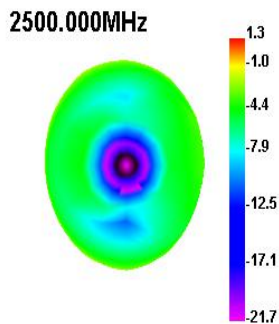
DOCUMENT NO.

SPEC REV.
P1

◎ 3D Gain Pattern (2450 MHz)



◎ 3D Gain Pattern (2500 MHz)



UNLESS OTHER SPECIFIED TOLERANCES ON:

X=± X.X=± X.XX=
 ANGLES = ± HOLE DIA = ±



深圳市朋伴兴业科技有限公司

Shenzhen Pengbian Xingye Technology Co., LTD

SCALE: N/A

UNIT: mm

DRAWN BY : Sera

CHECKED BY: ZL

DESIGNED BY: Sera

APPROVED BY: XL

THIS DRAWINGS AND SPECIFICATIONS ARE THE PROPERTY OF PBXY TECHNOLOGY Limited AND SHALL NOT BE REPRODUCED OR USED AS THE BASIS FOR THE MANUFACTURE OR SALE OF APPARATUS OR DEVICES WITHOUT PERMISSION

TITLE:

DOCUMENT NO.

SPEC REV. P1

7. Environmental Characteristics

(1) Reliability Test

Item	Condition	Specification
Thermal shock	1. 30±3 minutes at -40° C±5° C, 2. Convert to +105° C (5 minutes) 3. 30±3 minutes at +105° C±5° C, 4. Convert to -40° C (5 minutes) 5. Total 100 continuous cycles	No apparent damage Fulfill the electrical spec. after test.
Humidity resistance	1. Humidity: 85% R.H. 2. Temperature: 85±5° C 3. Time: 1000 hours.	No apparent damage Fulfill the electrical spec. after test.
High temperature resistance	1. Temperature: 150° C±5° C 2. Time: 1000 hours.	No apparent damage Fulfill the electrical spec. after test.
Low temperature resistance	1. Temperature: -40° C±5° C 2. Time: 1000 hours.	No apparent damage Fulfill the electrical spec. after test.
Soldering heat resistance	1. Solder bath temperature : 260±5°C 2. Bathing time: 10±1 seconds	No apparent damage
Solderability	The dipped surface of the terminal shall be at least 95% covered with solder after dipped in solder bath of 245±5°C for 3±1 seconds.	No apparent damage

(2) Storage Condition

(a) At warehouse:

The temperature should be within 0 ~ 30°C and humidity should be less than 60% RH.

The product should be used within 1 year from the time of delivery.

(b) On board:

The temperature should be within -40~85°C and humidity should be less than 85% RH.

(3) Operating Temperature Range

Operating temperature range : -40°C to +105°C.

UNLESS OTHER SPECIFIED TOLERANCES ON:

X=± X.X=± X.XX=
ANGLES = ± HOLE DIA = ±



深圳市朋伴兴业科技有限公司

Shenzhen Pengbian Xingye Technology Co., LTD

SCALE: N/A

UNIT: mm

DRAWN BY : Sera

CHECKED BY: ZL

DESIGNED BY: Sera

APPROVED BY: XL

THIS DRAWINGS AND SPECIFICATIONS ARE THE PROPERTY OF PBXY TECHNOLOGY Limited AND SHALL NOT BE REPRODUCED OR USED AS THE BASIS FOR THE MANUFACTURE OR SALE OF APPARATUS OR DEVICES WITHOUT PERMISSION

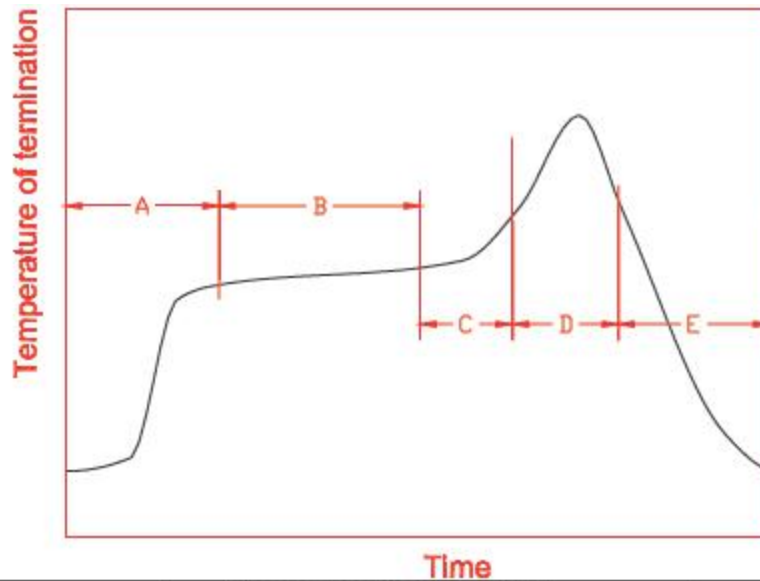
TITLE:

DOCUMENT
NO.

SPEC REV.

P1

8. Recommended Reflow Soldering



A	1 st rising temperature	The normal to Preheating temperature	30s to 60s
B	Preheating	140°C to 160°C	60s to 120s
C	2 nd rising temperature	Preheating to 200°C	20s to 40s
D	Main heating	if 220°C	50s~60s
		if 230°C	40s~50s
		if 240°C	30s~40s
		if 250°C	20s~40s
E	Regular cooling	200°C to 100°C	1°C/s ~ 4°C/s

*reference: J-STD-020C

(1) Soldering Gun Procedure

Note the follows, in case of using solder gun for replacement.

- (a) The tip temperature must be less than 350°C for the period within 3 seconds by using soldering gun under 30 W.
- (b) The soldering gun tip shall not touch this product directly.

(2) Soldering Volume

Note that excess of soldering volume will easily get crack the body of this product.

UNLESS OTHER SPECIFIED TOLERANCES ON:

X=± X.X=± X.XX=
ANGLES = ± **HOLE DIA = ±**



深圳市朋伴兴业科技有限公司

Shenzhen Pengbian Xingye Technology Co., LTD

SCALE: N/A

UNIT: mm

DRAWN BY : Sera

CHECKED BY: ZL

DESIGNED BY: Sera

APPROVED BY: XL

THIS DRAWINGS AND SPECIFICATIONS ARE THE PROPERTY OF PBXY TECHNOLOGY Limited AND SHALL NOT BE REPRODUCED OR USED AS THE BASIS FOR THE MANUFACTURE OR SALE OF APPARATUS OR DEVICES WITHOUT PERMISSION

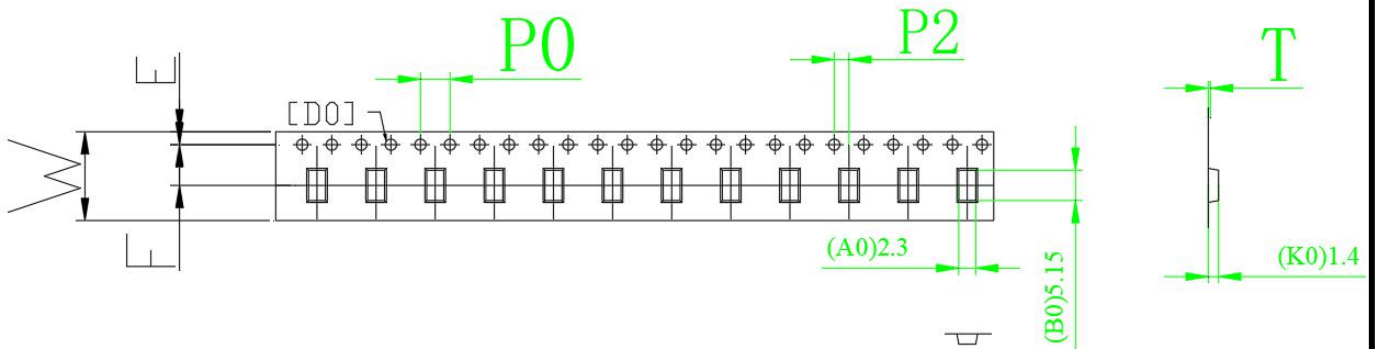
TITLE:

DOCUMENT
NO.

SPEC REV.
P1

9. Taping Package and Label Marking: (unit: mm)

(1) Quantity/Reel: 3000pcs/Reel



ITEM	W	A0	B0	K0	K1	P	F	E	S0	D0	D1	P0	P2	T
DIM	12.00	2.30	5.15	1.40	0.00	8.00	5.50	1.75	52.40	1.50	0.00	4.00	2.00	0.30

UNLESS OTHER SPECIFIED TOLERANCES ON:

X=± X.X=± X.XX=
ANGLES = ± **HOLE DIA = ±**



深圳市朋伴兴业科技有限公司

Shenzhen Pengbian Xingye Technology Co., LTD

SCALE: N/A

UNIT: mm

DRAWN BY : Sera

CHECKED BY: ZL

DESIGNED BY: Sera

APPROVED BY: XL

THIS DRAWINGS AND SPECIFICATIONS ARE THE PROPERTY OF PBXY TECHNOLOGY Limited AND SHALL NOT BE REPRODUCED OR USED AS THE BASIS FOR THE MANUFACTURE OR SALE OF APPARATUS OR DEVICES WITHOUT PERMISSION

TITLE:

DOCUMENT
NO.

SPEC REV.

P1