

English ▼

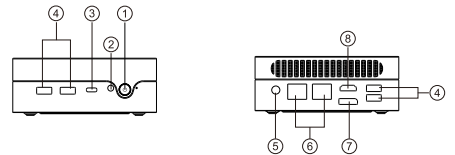
## Service Assurance

Thank you for purchasing this product. You can enjoy one-year free spare parts and manual service assurance provided by our company. The following conditions lead to the need for our company to provide services, and the maintenance fees will be charged as appropriate:

- Failure to perform proper operations according to the user manual or instructions.
- Man-made damage, computer viruses, dampness, improper software installation or self-disassembly, etc.
- Fire, flood, wind, earthquake and other irresistible forces.
- Abrasive wear caused by accessories, consumables and natural use.
- If we need to re-install software or adjust computer settings on our behalf, we will charge fees as appropriate.
- Our company provides warranty for the damaged or dirty logo which may result in un-recognizability.

Before the product is repaired, please make a separate backup of your personal data and files, which may affect the integrity of the data during the process of maintenance. The company guarantees maintenance services so that you can buy and use it at ease.

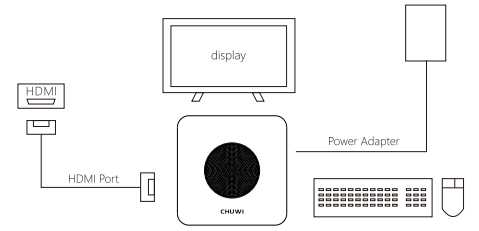
## Product Interface Description



- 1, Power Button
- 2, Headphone Jack
- 3, USB-C
- 4, USB A3.1 Gen1\*4
- 5, DC power input
- 6, RJ45 Network\*2
- 7, DP Port
- 8, HDMI\*1 Port

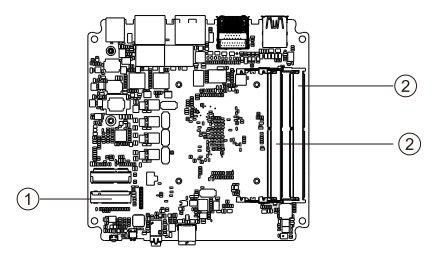
## Instructions

1. Connect the device with the display device (such as TV, screen, projector, etc.) via HDMI line, and select the "video input source" of the display device to the connected HDMI input channel.
2. DC-IN power supply: Connect the DC-IN interface of the power cord of the accessories to the device and insert the other end directly into the plug.
3. Use the device by connecting it with a wired or wireless keyboard and mouse via USB port.
4. Press the power button to start the system.



Power Adapter (factory accessories)  
It can be used with Bluetooth or wireless keyboard and mouse (self-provided)

## Mainboard Explanation



- 1, SSD/2280\*1
- 2, DDR4\*2

## Packing List

Computer Box*1	Product Inspection Report*1
User Manual *1	Power Adapter *1
Certificate *1	Warranty Card *1

## Note

1. This low-power RF motor is a certified and qualified product. Companies, businesses or individuals may not change the frequency, enhance the power or change the characteristics and functions of the original design without permission.
2. Low-frequency RF motors should not affect flight safety and interfere with legitimate communication when they are used. When interference is found, they should be stopped using immediately and be improved to no interference before they can continue to be used. Legitimate communication refers to wireless communication in the work prescribed by law. Low-frequency RF motors must be able to tolerate the interference of legitimate communication or electromagnetic radiation motor equipment for industrial, scientific and medical purposes.
3. This product contains miniature batteries for mainboard CMOS, which cannot be replaced by consumers themselves. It may be dangerous if consumers replace incorrect types of batteries by themselves. Please properly handle the battery replacement.

## Attention

1. This product is suitable for places below 3000 meters above sea level; this product is only suitable for non-tropical areas.
2. Be very careful when performing operations that may cause damage or loss of files.
3. After abnormal withdrawal or accidental power failure of the mini pc system, the hard disk scanning should be carried out as soon as possible to repair the errors in time.
4. When the mini pc boots, we should pay attention to the defense of the virus and try to use the virus firewall.
5. Turn on the display, printer, and other peripherals first, and finally turn on the device. Turn off the device first, then turn off the display.
6. If you do not use the device for a long time, turn off the main power switch.
7. The ideal working temperature of the device is 10-35 degrees, and the relative humidity is 30-80%.
8. The device should not be powered off for a long time (e.g. 1-3 months) before using it.
9. The device should not be turned on or off frequently; the time interval between two boots should be at least 10 seconds, preferably no less than 60 seconds.
10. You can't move the device or turn off the power while reading/writing to the hard disk. Wait for about 30 seconds after shutting down it.
11. Pay attention to dust control, keep the environment clean and hygienic, and wipe it with a dry soft cloth.
12. Avoid direct exposure of strong light to the device, and do not put it near the strong magnetic field.
13. Don't get water, food and other fluids onto the device, and don't pull the data and power lines with force.
14. Rationally organize the directory structure of the disk and always keep a copy of important things on the hard disk.

CHUWI INNOVATION TECHNOLOGY (SHENZHEN) CO., LTD.  
Marketing Center: F2, Building 3, Lijincheng Industrial Park, Industrial east Road, Longhua District, Shenzhen City, China  
Note: Memory nominal capacity description: 1G = 1000,000,000 Bytes; Some space for storing system files, etc.  
Available space is less than nominal capacity.  
To acquire more information, please call Chuwi's service line: 4008-296-288 or login at www.chuwi.com.  
Hotline:(+86)4008-296-288, website:WWW.CHUWI.COM

CHUWI INNOVATION TECHNOLOGY (SHENZHEN) Co., Ltd.  
公式サイト: www.chuwi.com  
所在地: 深セン市龍華新区工業東路利金城科技工業園3棟2層  
説明: メモリー公称容量: 1G=1,000,000,000 Bytes; 一部の領域にはシステムファイルなどを保存: 空き領域は公称容量より小さいです。  
製品とキャンペーンに関する情報をもっと知りたい場合、ホットライン: 4008-296-288に電話して或は公式サイトまでご連絡ください。

馳为创新科技(深圳)有限公司  
营销中心: 深圳市龙华新区工业东路利金城科技工业园3栋2楼  
网 址: www.chuwi.com  
备 注: 存储器标称容量说明: 1G=1000,000,000Bytes;部分空间用于存放系统文件等; 可用空间小于标称容量。  
欲获取更多产品和促销信息或直接订购, 请拨打驰为服务专线: 4008-296-288 或登陆www.chuwi.com

CHUWI INNOVATION AND TECHNOLOGY(SHENZHEN)CO., LTD.  
Marketing center: F2, Building 3, Li jincheng Industrial Park, Industrial east Road, Longhua District, ShenZhen City, China  
Hotline:(+86)4008-296-288, website:WWW.CHUWI.COM  
Nota: descrizione della capacità nominale della memoria: 1G = 1000.000.000 byte: spazio per la memorizzazione dei file di sistema ect. Lo spazio disponibile è inferiore alla capacità nominale.  
Altri informazioni, csi prega di Contattare il Centro Assistenza di CHUWI : 4008-296-288 accedere all'indirizzo www.chuwi.com.

CHUWI INNOVATION TECHNOLOGY (SHENZHEN) CO., LTD.  
Centro de Marketing: F2, Building 3, Lijincheng Industrial Park, Industrial east Road, Longhua District, Shenzhen City, China  
Nota: Descripción de la capacidad nominal de la memoria: 1G = 1000.000.000 Bytes; algo de espacio para almacenar archivos del sistema, etc. El espacio disponible es menor que la capacidad nominal.  
Para obtener más información, llame a la línea de servicio de Chuwi: 4008-296-288 o inicie sesión en www.chuwi.com.  
Linea directa: (+86) 4008-296-288, sitio web: www.chuwi.com

CHUWI INNOVATION TECHNOLOGY (SHENZHEN) CO., LTD.  
Маркетинговый Центр: F2, Building 3, Lijincheng Industrial Park, Industrial east Road, Longhua District, Shenzhen City, China  
Примечание: В описании номинальной емкости памяти: 1ГБ = 1000 000 000 байт. Часть памяти отведена для хранения системных файлов и т.д. Доступная емкость меньше номинальной.  
Для получения дополнительной информации, пожалуйста, звоните в службу поддержки Chuwi:4008-296-288 или посетите наш web-сайт www.chuwi.com.

CHUWI INNOVATION TECHNOLOGY (SHENZHEN) CO., LTD.  
Marketingzentrum: F2, Gebäude 3, Lijincheng Industrial Park, Industrie-Oststraße, Longhua District, Shenzhen, China  
Beschreibung der Speichernennkapazität: 1G = 1000.000.000 Bytes.  
Einige Speicherplatz zum Speichern von Systemdateien usw.  
Der verfügbare Speicherplatz ist kleiner als Nennkapazität.  
Um weitere Informationen zu erhalten, wenden Sie sich bitte an Chuwis Servicetelefon: 4008-296-288 oder melden Sie sich unter www.chuwi.com an.

CHUWI INNOVATION LIMITED.  
F2, bâtiment 3, parc industriel de Li Jincheng, route industrielle Est, district de Longhua, ville de ShenZhen, Chine  
Note : selon la capacité nominale de mémoire 1Go = 1000.000.000 octets.  
De l'espace est utilisé pour le stockage de fichiers systèmes.  
L'espace disponible est inférieur à la capacité standard nominale. Pour plus d'informations, contactez la hotline Chuwi au 4008-296-288 où connectez-vous sur www.chuwi.com

FCC warning:  
This device complies with part 15 of the FCC Rules. Operation is subject to the following two conditions: (1) This device may not cause harmful interference, and (2) this device must accept any interference received, including interference that may cause undesired operation.  
Any Changes or modifications not expressly approved by the party responsible for compliance could void the user's authority to operate the equipment.  
This equipment has been tested and found to comply with the limits for a Class B digital device, pursuant to part 15 of the FCC Rules. These limits are designed to provide reasonable protection against harmful interference in a residential installation. This equipment generates uses and can radiate radio frequency energy and, if not installed and used in accordance with the instructions, may cause harmful interference to radio communications. However, there is no guarantee that interference will not occur in a particular installation. If this equipment does cause harmful interference to radio or television reception, which can be determined by turning the equipment off and on, the user is encouraged to try to correct the interference by one or more of the following measures:  
-Reorient or relocate the receiving antenna.  
-Increase the separation between the equipment and receiver.  
-Connect the equipment into an outlet on a circuit different from that to which the receiver is connected.  
-Consult the dealer or an experienced radio/TV technician for help.