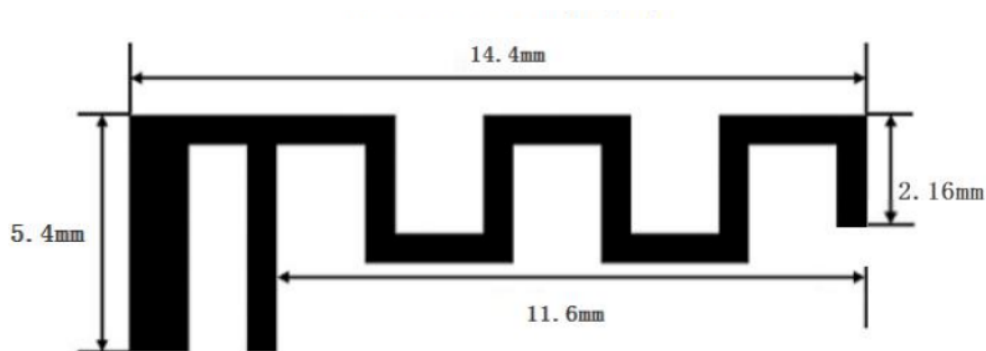


Inverted F Antenna Specification

Summary

ITEM	ANT SPEC					
Antenna Type	PCB ANT					
Center Frequency	Horizontal			Vertical		
	2400MHz	2400MHz	2500MHz	2400MHz	2400MHz	2500MHz
	-1.26	-0.76	-0.58	-5.25	-2.46	-1.86
MAX. Gain	-0.58dBi					
Polarization	Horizontal and Vertical					
Azimuth Beam Pattern	Omni-directional					
Impedance	50 Ohm					
Antenna Length	38.20mm					
Manufacture	Jiangxi Jinghang electronic Technology Co., LTD					
add	No.20 Shuangxiu Road, Jizhou District Industrial Park, Ji'an City, Jiangxi Province (Jiangxi Heying Circuit Co., LTD. A5 Building)					

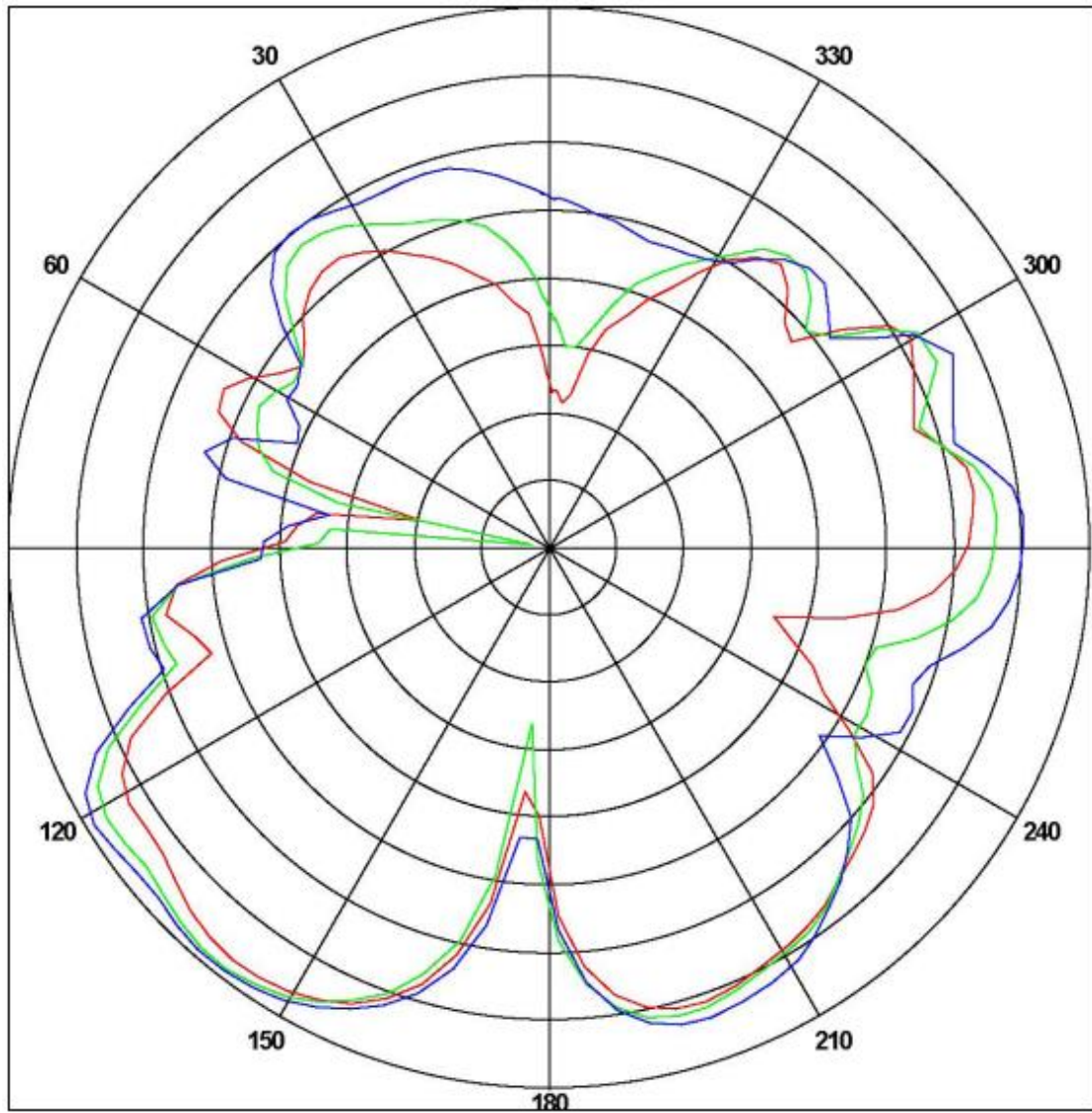
Antenna Photo & Length (mm)



Horizontal: 2400 MHz 2450 MHz 2500 MHz

Power (dBi)

Max: 0 Min: -40 Scale: 5/div

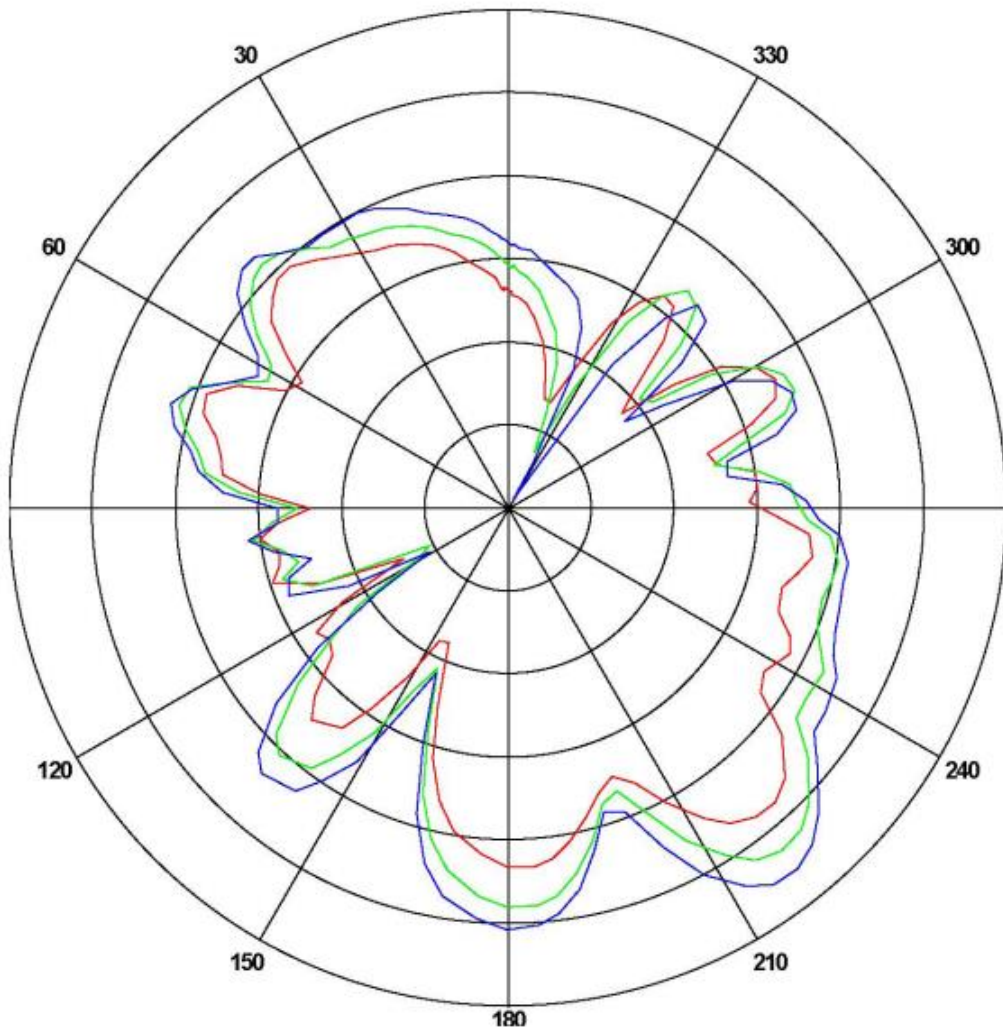


Frequency (MHz)	Gain(dBi)		
	Max	Min	Avg
2400	-1.26174	-30.0801	-7.18716
2450	-0.765802	-36.5604	-7.48023
2500	-0.58	-22.0315	-6.59127

Vertical: 2400 MHz 2450 MHz 2500 MHz


Power (dBi)

Max: 0 Min: -30 Scale: 5/div



Frequency (MHz)	Gain(dBi)		
	Max	Min	Avg
2400	-5.2537	-22.1424	-12.4294
2450	-2.4652	-24.5837	-10.4702
2500	-1.86120	-29.5214	-9.20432

WPT



Antenna Type: Coil Antenna

Manufacture: Xingning City Mu Jianwang Electronic Technology Co., LTD

Address: No.839, Ningxin Street, Xingning City, Guangdong Province, China