



ARIA2110 Antenna Check Sheet



Revision History:

Version	Date	Change Description
1.0	2023/01/10	New Release



Contents

Index..... 3

Antenna Specification..... 4

Test Result..... 5

 Return Loss..... 5

 2D Radiation Patterns..... 7

 Antenna Gain Table..... 9

Antenna Vendor Information.....10



ARIA2110 Antenna Check Sheet

Date: 2023/01/10

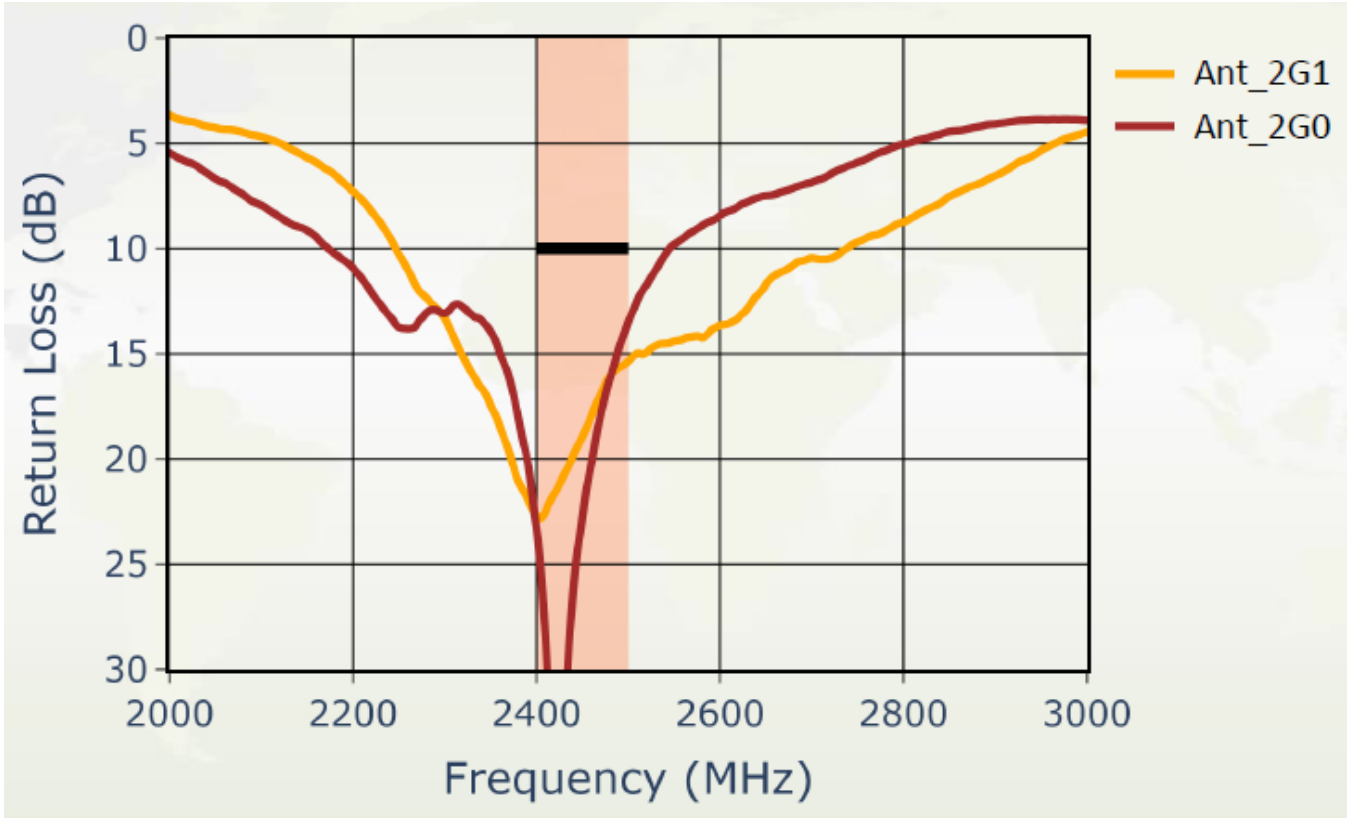
Antenna Specification

Ant .	Antenna model	Antenna type	Antenna Gain (dBi)	Frequency Range from MHz to MHz	Connector type	Cable length (cm)	Remark
#1	290-20486	Dipole	3.6	2400-2500	IPEX	22.5	2G0 Black
#2	290-20487	Dipole	3.6	2400-2500	IPEX	11	2G1 White
#3	290-20490	Dipole	B1:3.1 B2:3.1 B3:3.1 B4:3.3	5150-5850	IPEX	13	5G0 Blue
#4	290-20489	Dipole	B1:3.5 B2:4.3 B3:4.2 B4:3.5	5150-5850	IPEX	11	5G1 Gray

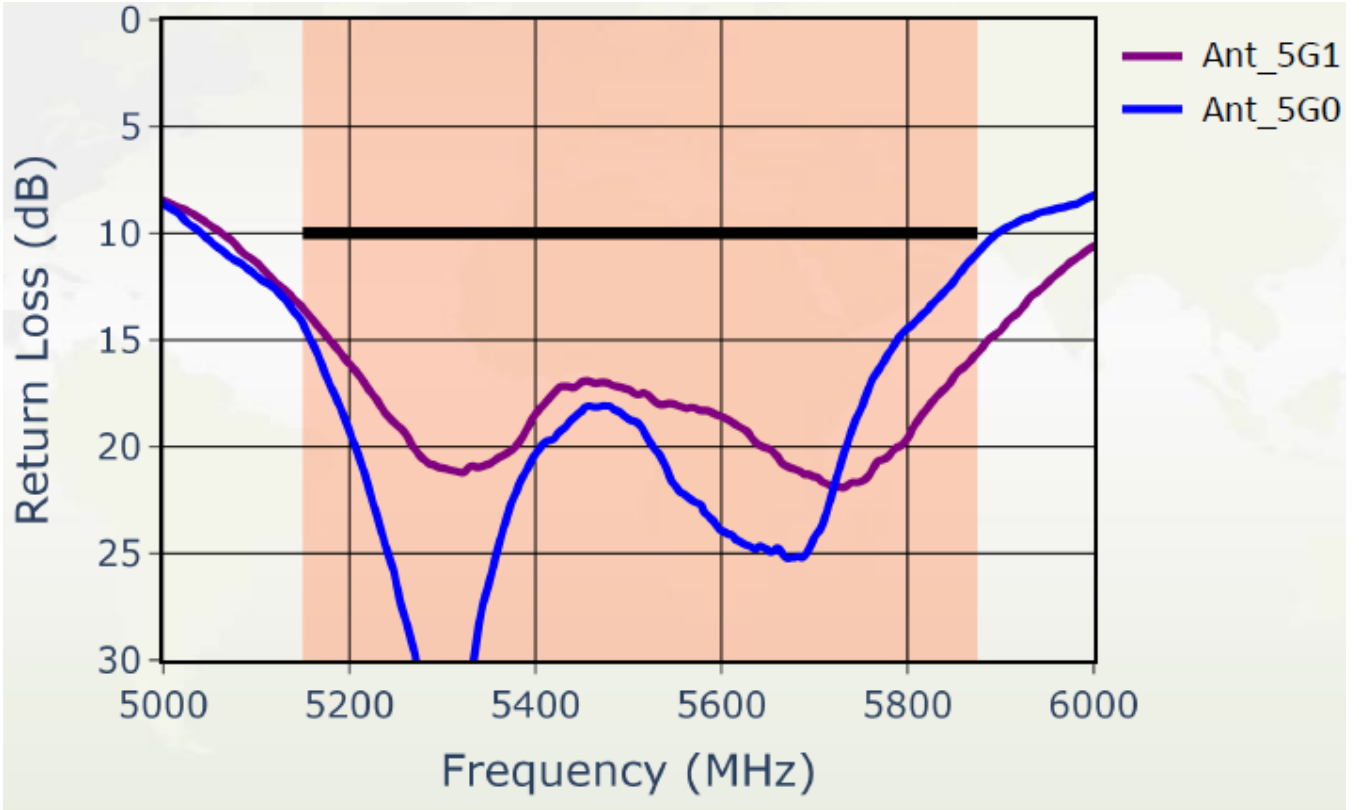
Test Result:

Return Loss

2G0/2G1

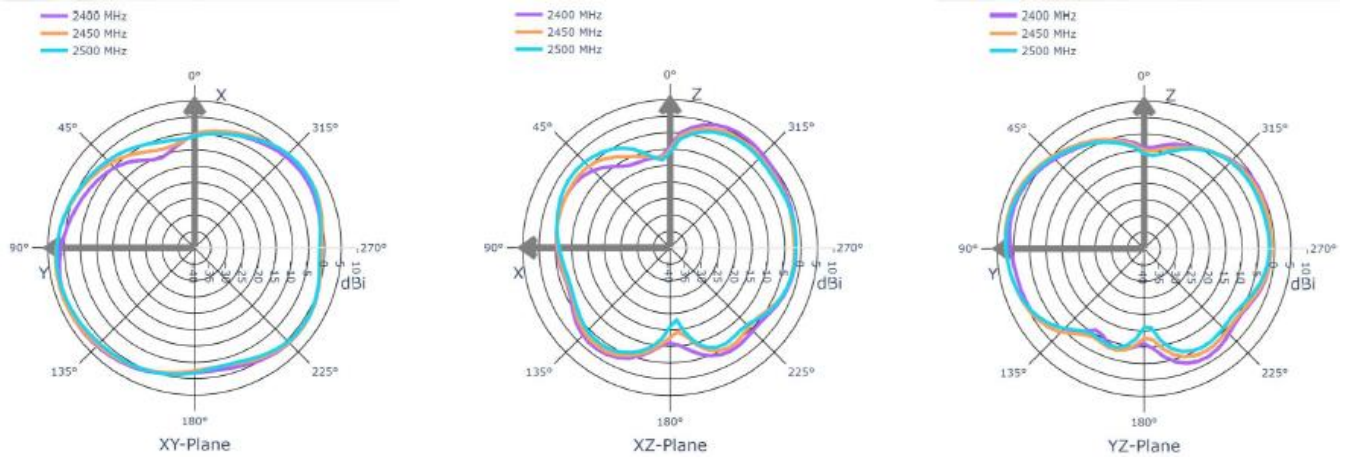


5G0/5G1

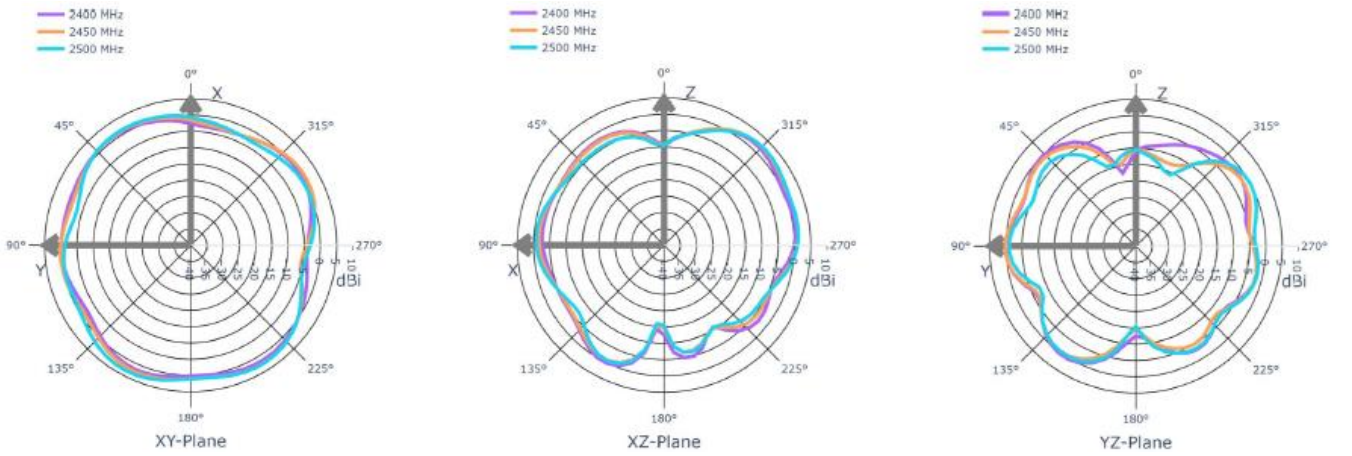


2D Radiation Patterns:

2G0

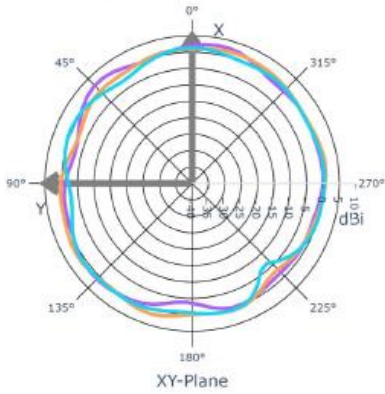


2G1

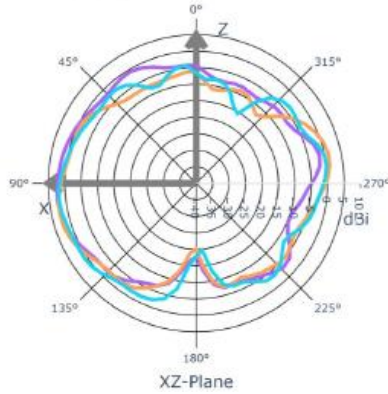


5G0

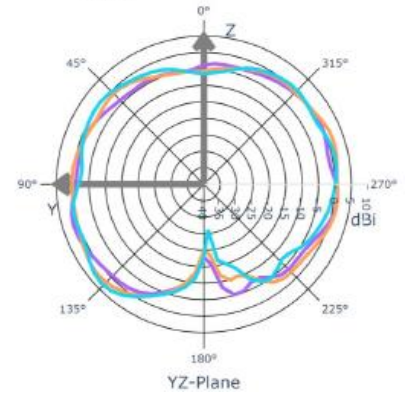
5150 MHz
5500 MHz
5875 MHz



5150 MHz
5500 MHz
5875 MHz

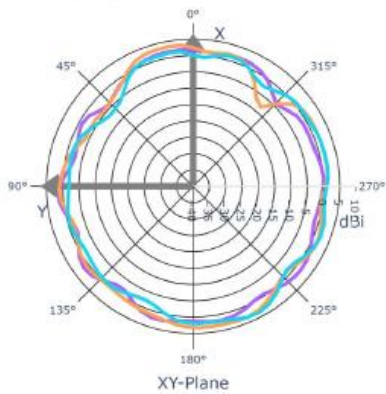


5150 MHz
5500 MHz
5875 MHz

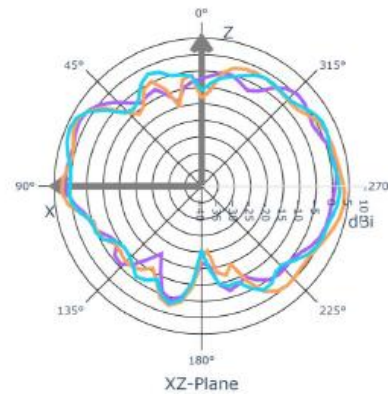


5G1

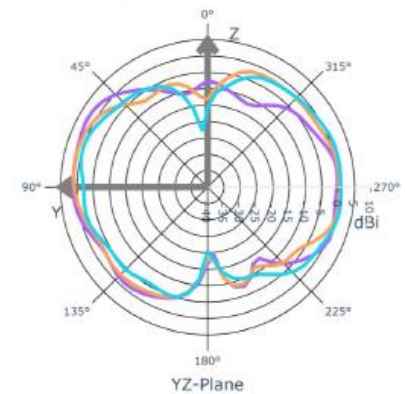
5150 MHz
5500 MHz
5875 MHz



5150 MHz
5500 MHz
5875 MHz



5150 MHz
5500 MHz
5875 MHz





ARIA2110 Antenna Check Sheet

Date: 2023/01/10

Antenna Gain Table:

Frequency(MHz)	2G0(dBi)	2G1(dBi)
2400	3.6	2.4
2410	3.6	2.6
2419	3.6	2.8
2428	3.6	2.8
2437	3.5	2.7
2446	3.5	2.9
2455	3.4	3.0
2464	3.3	3.1
2473	3.1	3.3
2482	3.0	3.4
2491	2.9	3.6
2500	2.8	3.6

Frequency(MHz)	5G0(dBi)	5G1(dBi)
5150	2.9	3.1
5216	3.1	3.5
5282	3.1	4.1
5348	2.9	4.3
5414	2.8	4.3
5480	2.9	4.2
5546	3.0	4.0
5612	3.1	3.7
5678	3.1	3.2
5744	3.2	3.2
5810	3.3	3.5
5875	3.4	4.0

Above Peak Gain=internal antenna peak gain-path loss+Chamber's receiving Rx peak gain.



Antenna Vendor information:

HONGBO WIRELESS COMMUNICATION TECHNOLOGY CO., LTD.

Address: No. 120, Sec. 2, Fuxing 3rd Rd., Zhubei City, Hsinchu County
302502, Taiwan



泓博通訊
HONGBO TELECOMMUNICATION



ARIA2110 Antenna Check Sheet

Date: 2023/01/10

Antenna Vendor :HONGBO

Test date: 2022/01/03

Test Engineer: White and Jack

Address of test site: No. 120, Sec. 2, Fuxing 3rd Rd., Zhubei City, Hsinchu County
302502 , Taiwan

Measurement Setup:

Reflection Coefficient Measurement:

-Instrument :Keysight VNA E5071C

-Setup:

VNA RF port connect to DUT

Pattern Measurement:

-Chamber: Satimo SG24

-Test Program :Wave Studio 22.1.7

-Setup Photo: See Appendix.

Test instrument calibration information:

Vendor	Model	Calibrated Date	Calibrated Until
Keysight	VNA E5071C	2021/10/18	2022/10/17



Appendix

Antenna Vendor :HONGBO

Test date: 2022/01/03

Test Engineer : White and Jack

Measurement Setup:

Reflection Coefficient Measurement:

-Instrument :Keysight VNA E5071C

-Setup:

VNA RF port connect to DUT

Pattern Measurement:

-Chamber: Satimo SG24

-Test Program :Wave Studio 22.1.7