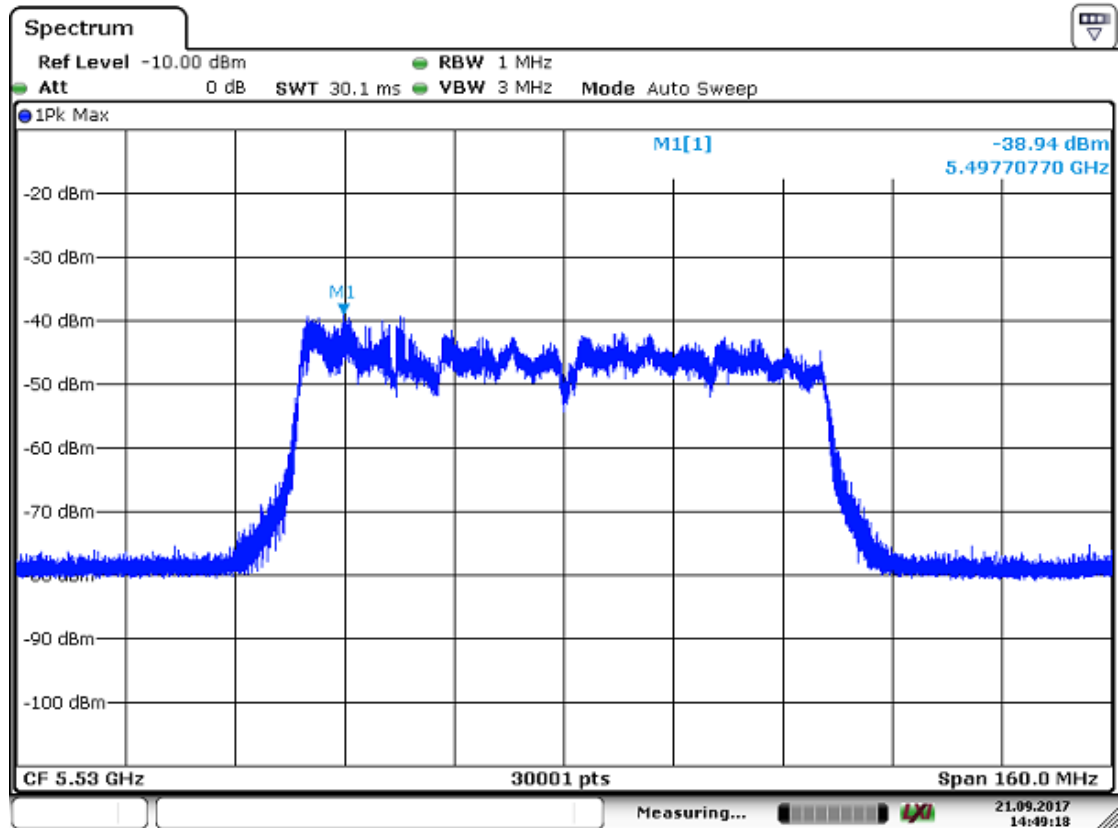


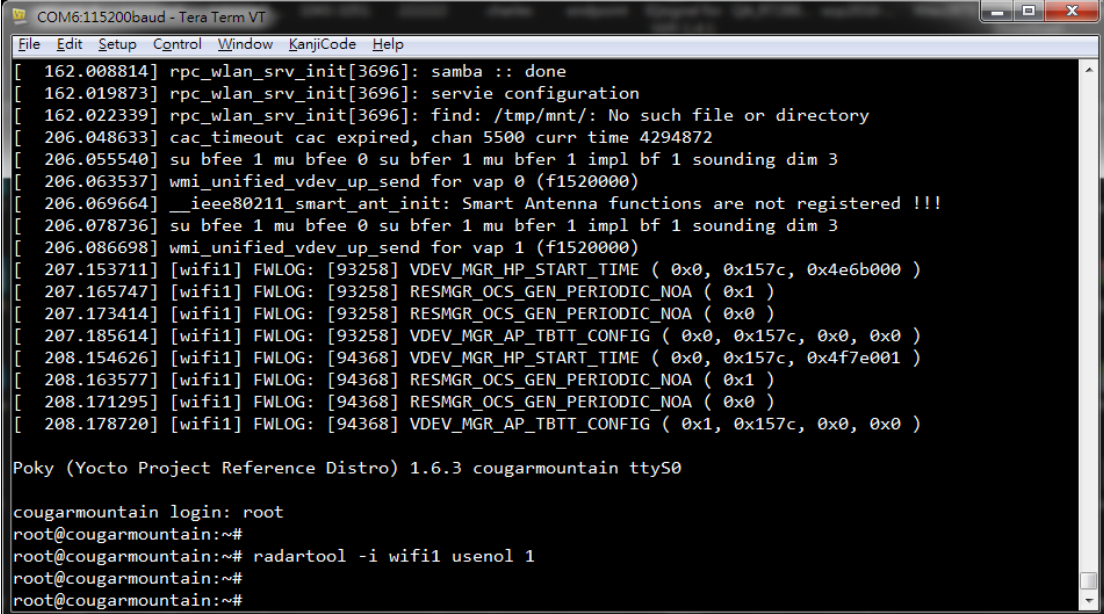
FOR CODA-4589 Channel Closing Transmission Time & Channel Move Time Issue

Step1: Check the Bandwidth and Channel at BW80 CH106



Step2: First, the CODA-4589 needs to disable “Test Mode” after power on, because the default setting is enabled Test Mode, even reboot the DUT, which is also situated in Test Mode.

After power on entering the command “**radartool -i wifi1 usenol 1**” it will switch to normal mode.



```
COM6:115200baud - Tera Term VT
File Edit Setup Control Window KanjiCode Help
[ 162.008814] rpc_wlan_srv_init[3696]: samba :: done
[ 162.019873] rpc_wlan_srv_init[3696]: servie configuration
[ 162.022339] rpc_wlan_srv_init[3696]: find: /tmp/mnt/: No such file or directory
[ 206.048633] cac_timeout cac expired, chan 5500 curr time 4294872
[ 206.055540] su bfee 1 mu bfee 0 su bfer 1 mu bfer 1 impl bf 1 sounding dim 3
[ 206.063537] wmi_unified_vdev_up_send for vap 0 (f1520000)
[ 206.069664] __ieee80211_smart_ant_init: Smart Antenna functions are not registered !!!
[ 206.078736] su bfee 1 mu bfee 0 su bfer 1 mu bfer 1 impl bf 1 sounding dim 3
[ 206.086698] wmi_unified_vdev_up_send for vap 1 (f1520000)
[ 207.153711] [wifi1] FWLOG: [93258] VDEV_MGR_HP_START_TIME ( 0x0, 0x157c, 0x4e6b000 )
[ 207.165747] [wifi1] FWLOG: [93258] RESMGR_OCS_GEN_PERIODIC_NOA ( 0x1 )
[ 207.173414] [wifi1] FWLOG: [93258] RESMGR_OCS_GEN_PERIODIC_NOA ( 0x0 )
[ 207.185614] [wifi1] FWLOG: [93258] VDEV_MGR_AP_TBTT_CONFIG ( 0x0, 0x157c, 0x0, 0x0 )
[ 208.154626] [wifi1] FWLOG: [94368] VDEV_MGR_HP_START_TIME ( 0x0, 0x157c, 0x4f7e001 )
[ 208.163577] [wifi1] FWLOG: [94368] RESMGR_OCS_GEN_PERIODIC_NOA ( 0x1 )
[ 208.171295] [wifi1] FWLOG: [94368] RESMGR_OCS_GEN_PERIODIC_NOA ( 0x0 )
[ 208.178720] [wifi1] FWLOG: [94368] VDEV_MGR_AP_TBTT_CONFIG ( 0x1, 0x157c, 0x0, 0x0 )

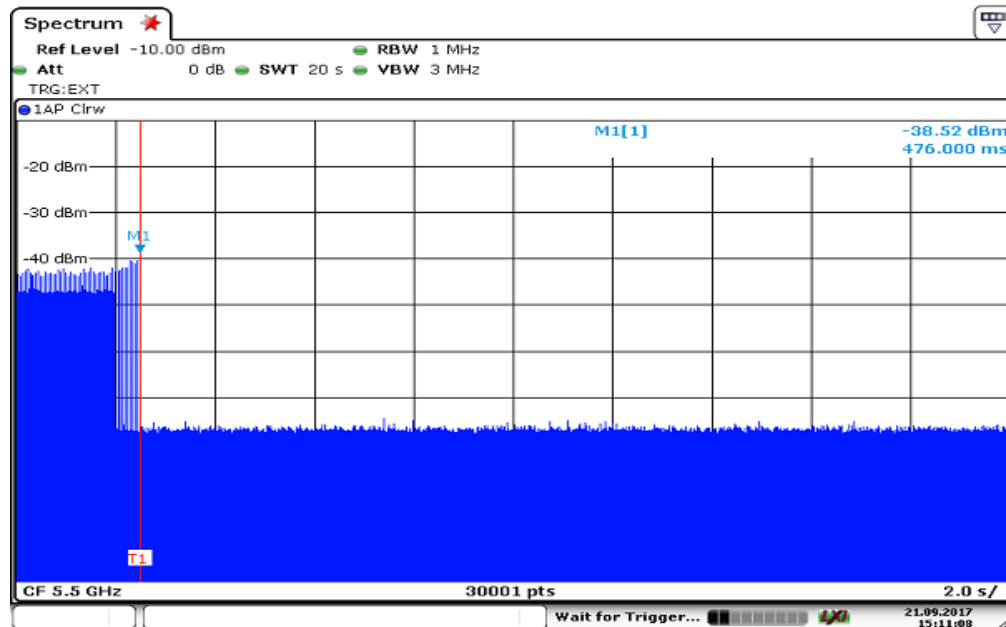
Poky (Yocto Project Reference Distro) 1.6.3 cougarmountain ttyS0

cougarmountain login: root
root@cougarmountain:~#
root@cougarmountain:~# radartool -i wifi1 usenol 1
root@cougarmountain:~#
root@cougarmountain:~#
```

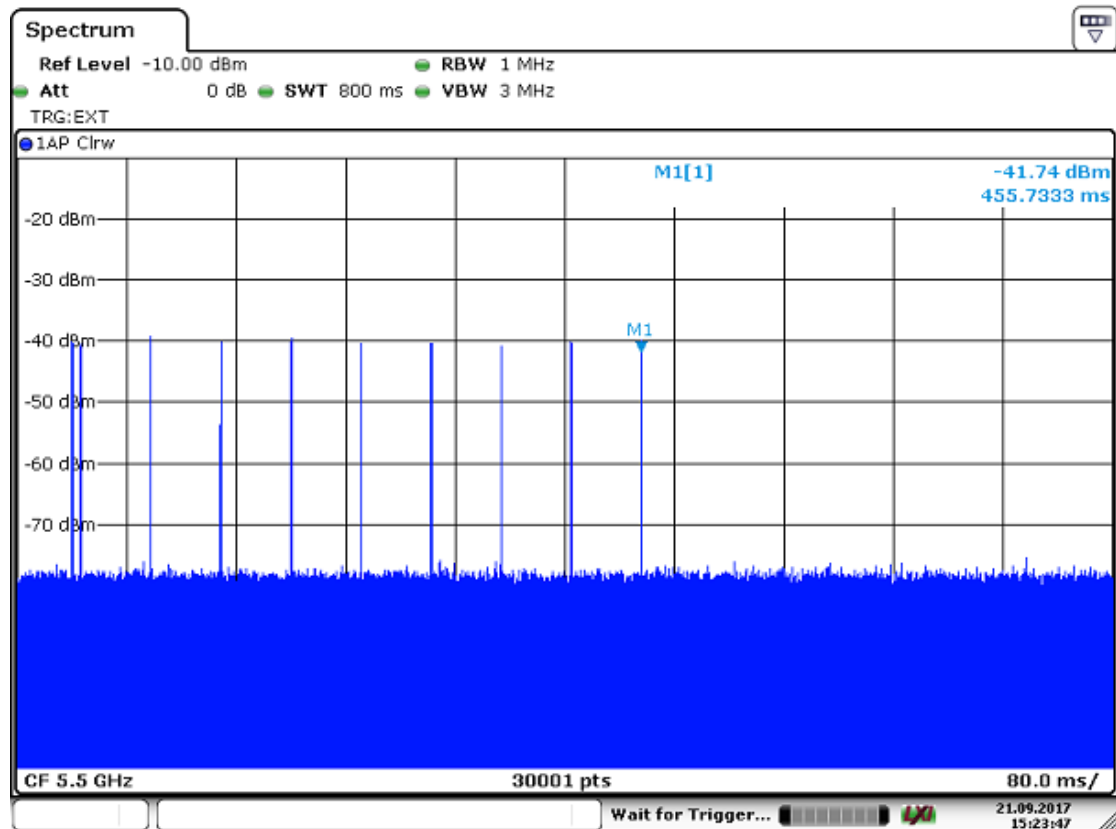
Run the traffic loading 17% and inject the radar at 2sec.

Step3: Set the sweep time at 20sec and check Channel Closing

Transmission Time and Channel Move Time

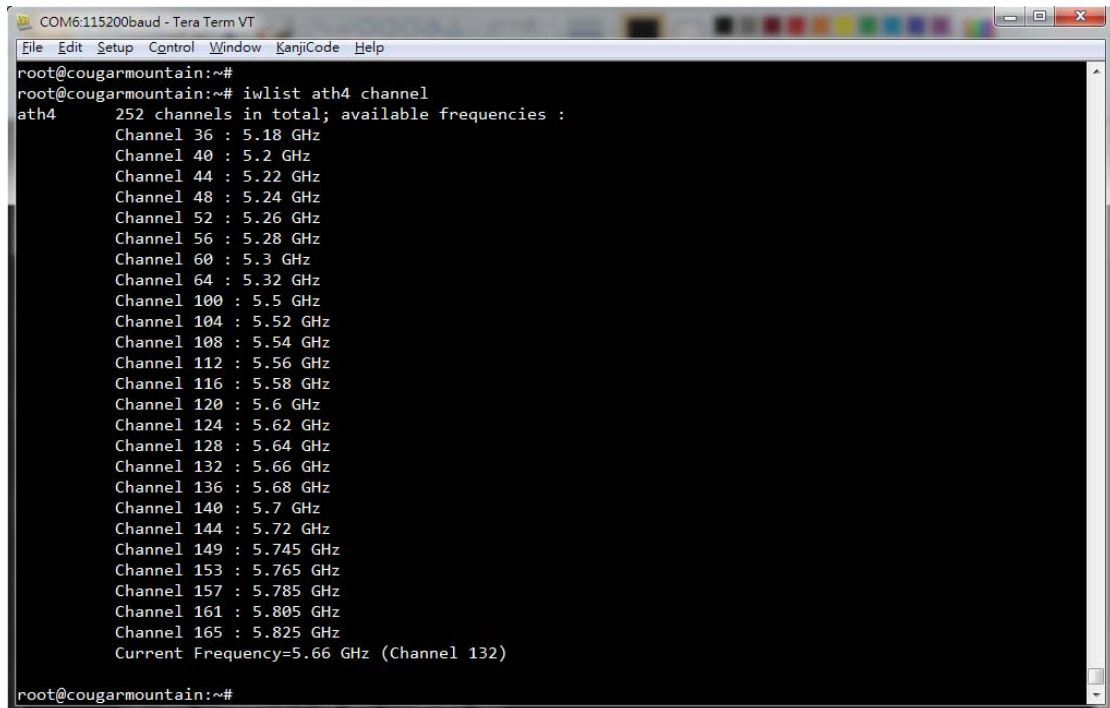


Inject the radar signal at 2sec (T1 <2.476sec> denotes the last beacon signal when inject the radar signal)



Zoom in of the first 800ms after radar signal applied.(M1 denotes the last beacon signal when inject the radar signal)

Step4: Check the Channel in console cable when injects the radar signal, then the channel has changed to CH132.



```
COM6:115200baud - Tera Term VT
File Edit Setup Control Window KanjiCode Help
root@cougarmountain:~#
root@cougarmountain:~# iwlist ath4 channel
ath4      252 channels in total; available frequencies :
Channel 36 : 5.18 GHz
Channel 40 : 5.2 GHz
Channel 44 : 5.22 GHz
Channel 48 : 5.24 GHz
Channel 52 : 5.26 GHz
Channel 56 : 5.28 GHz
Channel 60 : 5.3 GHz
Channel 64 : 5.32 GHz
Channel 100 : 5.5 GHz
Channel 104 : 5.52 GHz
Channel 108 : 5.54 GHz
Channel 112 : 5.56 GHz
Channel 116 : 5.58 GHz
Channel 120 : 5.6 GHz
Channel 124 : 5.62 GHz
Channel 128 : 5.64 GHz
Channel 132 : 5.66 GHz
Channel 136 : 5.68 GHz
Channel 140 : 5.7 GHz
Channel 144 : 5.72 GHz
Channel 149 : 5.745 GHz
Channel 153 : 5.765 GHz
Channel 157 : 5.785 GHz
Channel 161 : 5.805 GHz
Channel 165 : 5.825 GHz
Current Frequency=5.66 GHz (Channel 132)
root@cougarmountain:~#
```

Step5: Also check this situation in spectrum analyzer, it has beacon signal in channel 132.

