

Sample photo:



SGS authenticate the photo on original report only

*** End of Report ***



Unless otherwise agreed in writing, this document is issued by the Company subject to its General Conditions of Service printed overleaf, available on request or accessible at <http://www.sgs.com/en/Terms-and-Conditions.aspx> and, for electronic format documents, subject to Terms and Conditions for Electronic Documents at <http://www.sgs.com/en/Terms-and-Conditions/Terms-e-Documents.aspx>. Attention is drawn to the limitation of liability, indemnification and jurisdiction issues defined therein. Any holder of this document is advised that information contained hereon reflects the Company's findings at the time of its intervention only and within the limits of Client's instructions, if any. The Company's sole responsibility is to its Client and this document does not exonerate parties to a transaction from exercising all their rights and obligations under the transaction documents. This document cannot be reproduced except in full, without prior written approval of the Company. Any unauthorized alteration, forgery or falsification of the content or appearance of this document is unlawful and offenders may be prosecuted to the fullest extent of the law.

Attention: To check the authenticity of testing / inspection report & certificate, please contact us at telephone: (86-755) 8307 1443, or email: CN.Doccheck@sgs.com



Test Report

No.: ETR22801117

Date: 10-Aug-2022

Page: 1 of 9

I-PEX INC.
1-33-10 MORINO, MACHIDA-CITY, TOKYO 194-0022, JAPAN

The following sample(s) was/were submitted and identified by the applicant as:


Sample Submitted By : I-PEX INC.
Sample Name : PLASTIC (1844-013-01)
Style/Item No. : DURANEX 310NF


Sample Receiving Date : 04-Aug-2022
Testing Period : 04-Aug-2022 to 10-Aug-2022

Test Requested : (1) As specified by client, with reference to RoHS 2011/65/EU Annex II and amending Directive (EU) 2015/863 to determine Cadmium, Lead, Mercury, Cr(VI), PBBs, PBDEs, DBP, BBP, DEHP, DIBP contents in the submitted sample(s).
(2) Please refer to next pages for the other item(s).

Test Results : Please refer to following pages.

Conclusion : (1) Based on the performed tests on submitted sample(s), the test results of Cadmium, Lead, Mercury, Cr(VI), PBBs, PBDEs, DBP, BBP, DEHP, DIBP comply with the limits as set by RoHS Directive (EU) 2015/863 amending Annex II to Directive 2011/65/EU.


Troy Chang / Department Manager
Signed for and on behalf of
SGS TAIWAN LTD.
Chemical Laboratory - Taipei



PIN CODE: E0455481

This document is issued by the Company subject to its General Conditions of Service printed overleaf, available on request or accessible at <https://www.sgs.com.tw/terms-of-service> and, for electronic format documents, subject to Terms and Conditions for Electronic Documents at <https://www.sgs.com.tw/terms-of-service>. Attention is drawn to the limitation of liability, indemnification and jurisdiction issues defined therein. Any holder of this document is advised that information contained hereon reflects the Company's findings at the time of its intervention only and within the limits of client's instruction, if any. The Company's sole responsibility is to its Client and this document does not exonerate parties to a transaction from exercising all their rights and obligations under the transaction documents. This document cannot be reproduced, except in full, without prior written approval of the Company. Any unauthorized alteration, forgery or falsification of the content or appearance of this document is unlawful and offenders may be prosecuted to the fullest extent of the law. Unless otherwise stated the results shown in this test report refer only to the sample(s) tested.



Test Report

No.: ETR22801117

Date: 10-Aug-2022

Page: 2 of 9

I-PEX INC.

1-33-10 MORINO, MACHIDA-CITY, TOKYO 194-0022,JAPAN

Test Part Description

No.1 : WHITE PLASTIC PELLETS

Test Result(s)

Test Item(s)	Method	Unit	MDL	Result	Limit
				No.1	
Cadmium (Cd) (CAS No.: 7440-43-9)	With reference to IEC 62321-5: 2013, analysis was performed by ICP-OES.	mg/kg	2	n.d.	100
Lead (Pb) (CAS No.: 7439-92-1)	With reference to IEC 62321-5: 2013, analysis was performed by ICP-OES.	mg/kg	2	n.d.	1000
Mercury (Hg) (CAS No.: 7439-97-6)	With reference to IEC 62321-4: 2013+ AMD1: 2017, analysis was performed by ICP-OES.	mg/kg	2	n.d.	1000
Hexavalent Chromium Cr(VI) (CAS No.: 18540-29-9)	With reference to IEC 62321-7-2: 2017, analysis was performed by UV-VIS.	mg/kg	8	n.d.	1000
Monobromobiphenyl	With reference to IEC 62321-6: 2015, analysis was performed by GC/MS.	mg/kg	5	n.d.	-
Dibromobiphenyl		mg/kg	5	n.d.	-
Tribromobiphenyl		mg/kg	5	n.d.	-
Tetrabromobiphenyl		mg/kg	5	n.d.	-
Pentabromobiphenyl		mg/kg	5	n.d.	-
Hexabromobiphenyl		mg/kg	5	n.d.	-
Heptabromobiphenyl		mg/kg	5	n.d.	-
Octabromobiphenyl		mg/kg	5	n.d.	-
Nonabromobiphenyl		mg/kg	5	n.d.	-
Decabromobiphenyl		mg/kg	5	n.d.	-
Sum of PBBs		mg/kg	-	n.d.	1000
Monobromodiphenyl ether		mg/kg	5	n.d.	-
Dibromodiphenyl ether		mg/kg	5	n.d.	-
Tribromodiphenyl ether		mg/kg	5	n.d.	-
Tetrabromodiphenyl ether		mg/kg	5	n.d.	-
Pentabromodiphenyl ether		mg/kg	5	n.d.	-
Hexabromodiphenyl ether		mg/kg	5	n.d.	-
Heptabromodiphenyl ether		mg/kg	5	n.d.	-
Octabromodiphenyl ether		mg/kg	5	n.d.	-
Nonabromodiphenyl ether		mg/kg	5	n.d.	-
Decabromodiphenyl ether	mg/kg	5	n.d.	-	
Sum of PBDEs	mg/kg	-	n.d.	1000	

This document is issued by the Company subject to its General Conditions of Service printed overleaf, available on request or accessible at <https://www.sgs.com.tw/terms-of-service> and, for electronic format documents, subject to Terms and Conditions for Electronic Documents at <https://www.sgs.com.tw/terms-of-service>. Attention is drawn to the limitation of liability, indemnification and jurisdiction issues defined therein. Any holder of this document is advised that information contained hereon reflects the Company's findings at the time of its intervention only and within the limits of client's instruction, if any. The Company's sole responsibility is to its Client and this document does not exonerate parties to a transaction from exercising all their rights and obligations under the transaction documents. This document cannot be reproduced, except in full, without prior written approval of the Company. Any unauthorized alteration, forgery or falsification of the content or appearance of this document is unlawful and offenders may be prosecuted to the fullest extent of the law. Unless otherwise stated the results shown in this test report refer only to the sample(s) tested.

Test Report

No.: ETR22801117

Date: 10-Aug-2022

Page: 3 of 9

I-PEX INC.

1-33-10 MORINO, MACHIDA-CITY, TOKYO 194-0022, JAPAN

Test Item(s)	Method	Unit	MDL	Result	Limit
				No.1	
Butyl benzyl phthalate (BBP) (CAS No.: 85-68-7)	With reference to IEC 62321-8: 2017, analysis was performed by GC/MS.	mg/kg	50	n.d.	1000
Dibutyl phthalate (DBP) (CAS No.: 84-74-2)	With reference to IEC 62321-8: 2017, analysis was performed by GC/MS.	mg/kg	50	n.d.	1000
Di-(2-ethylhexyl) phthalate (DEHP) (CAS No.: 117-81-7)	With reference to IEC 62321-8: 2017, analysis was performed by GC/MS.	mg/kg	50	n.d.	1000
Diisobutyl phthalate (DIBP) (CAS No.: 84-69-5)	With reference to IEC 62321-8: 2017, analysis was performed by GC/MS.	mg/kg	50	n.d.	1000
Chlorine (Cl) (CAS No.: 22537-15-1)	With reference to BS EN 14582: 2016, analysis was performed by IC.	mg/kg	50	n.d.	-
Bromine (Br) (CAS No.: 10097-32-2)	With reference to BS EN 14582: 2016, analysis was performed by IC.	mg/kg	50	n.d.	-
Phosphorus (P) (CAS No.: 7723-14-0)	With reference to US EPA 3052: 1996, analysis was performed by ICP-OES.	mg/kg	2	24600	-

Note :

1. mg/kg = ppm ; 0.1wt% = 0.1% = 1000ppm
2. MDL = Method Detection Limit
3. n.d. = Not Detected (Less than MDL)
4. "-" = Not Regulated
5. Unless otherwise stated , the decision rule for conformity reporting is based on Binary Statement for Simple Acceptance Rule (w=0) stated in ILAC-G8:09/2019. According to this rule, the judgement of conformity is based on the comparing test results with limits.

This document is issued by the Company subject to its General Conditions of Service printed overleaf, available on request or accessible at <https://www.sgs.com.tw/terms-of-service> and, for electronic format documents, subject to Terms and Conditions for Electronic Documents at <https://www.sgs.com.tw/terms-of-service>. Attention is drawn to the limitation of liability, indemnification and jurisdiction issues defined therein. Any holder of this document is advised that information contained hereon reflects the Company's findings at the time of its intervention only and within the limits of client's instruction, if any. The Company's sole responsibility is to its Client and this document does not exonerate parties to a transaction from exercising all their rights and obligations under the transaction documents. This document cannot be reproduced, except in full, without prior written approval of the Company. Any unauthorized alteration, forgery or falsification of the content or appearance of this document is unlawful and offenders may be prosecuted to the fullest extent of the law. Unless otherwise stated the results shown in this test report refer only to the sample(s) tested.

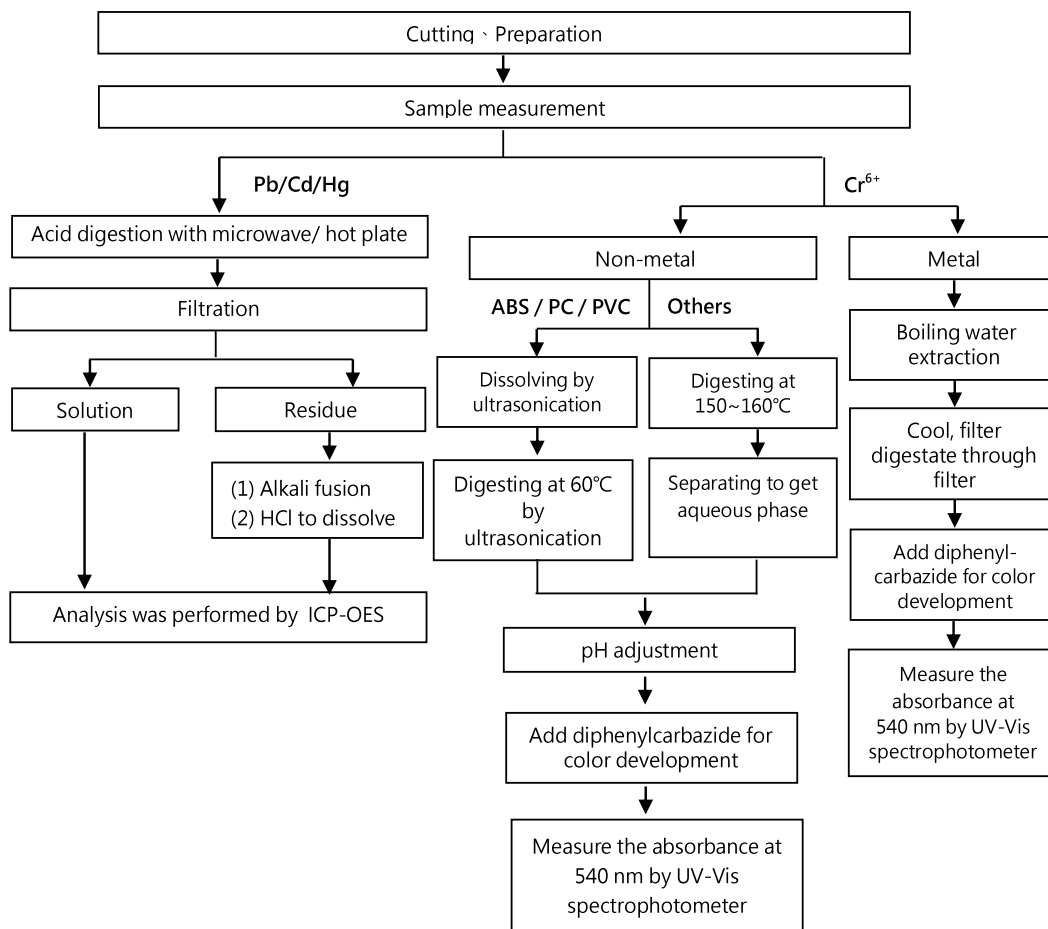
I-PEX INC.

1-33-10 MORINO, MACHIDA-CITY, TOKYO 194-0022, JAPAN

Analytical flow chart of heavy metal

These samples were dissolved totally by pre-conditioning method according to below flow chart.

(Cr⁶⁺ test method excluded)

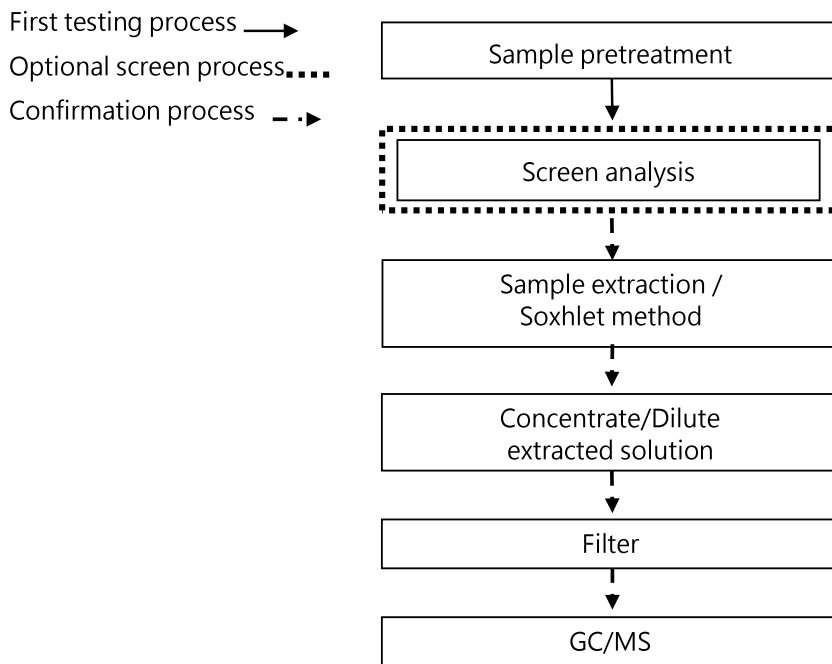


This document is issued by the Company subject to its General Conditions of Service printed overleaf, available on request or accessible at <https://www.sgs.com.tw/terms-of-service> and, for electronic format documents, subject to Terms and Conditions for Electronic Documents at <https://www.sgs.com.tw/terms-of-service>. Attention is drawn to the limitation of liability, indemnification and jurisdiction issues defined therein. Any holder of this document is advised that information contained hereon reflects the Company's findings at the time of its intervention only and within the limits of client's instruction, if any. The Company's sole responsibility is to its Client and this document does not exonerate parties to a transaction from exercising all their rights and obligations under the transaction documents. This document cannot be reproduced, except in full, without prior written approval of the Company. Any unauthorized alteration, forgery or falsification of the content or appearance of this document is unlawful and offenders may be prosecuted to the fullest extent of the law. Unless otherwise stated the results shown in this test report refer only to the sample(s) tested.

I-PEX INC.

1-33-10 MORINO, MACHIDA-CITY, TOKYO 194-0022, JAPAN

Analytical flow chart – PBBs / PBDEs



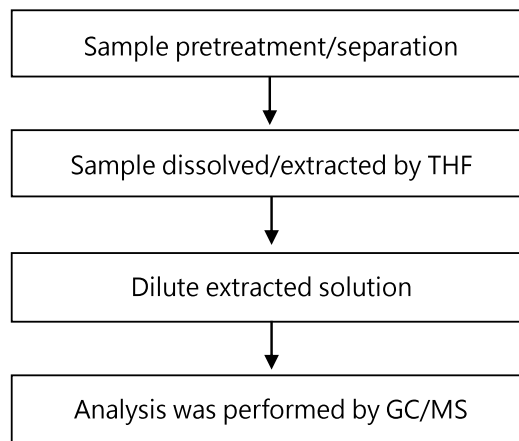
This document is issued by the Company subject to its General Conditions of Service printed overleaf, available on request or accessible at <https://www.sgs.com.tw/terms-of-service> and, for electronic format documents, subject to Terms and Conditions for Electronic Documents at <https://www.sgs.com.tw/terms-of-service>. Attention is drawn to the limitation of liability, indemnification and jurisdiction issues defined therein. Any holder of this document is advised that information contained hereon reflects the Company's findings at the time of its intervention only and within the limits of client's instruction, if any. The Company's sole responsibility is to its Client and this document does not exonerate parties to a transaction from exercising all their rights and obligations under the transaction documents. This document cannot be reproduced, except in full, without prior written approval of the Company. Any unauthorized alteration, forgery or falsification of the content or appearance of this document is unlawful and offenders may be prosecuted to the fullest extent of the law. Unless otherwise stated the results shown in this test report refer only to the sample(s) tested.

I-PEX INC.

1-33-10 MORINO, MACHIDA-CITY, TOKYO 194-0022, JAPAN

Analytical flow chart - Phthalate

【 Test method: IEC 62321-8 】

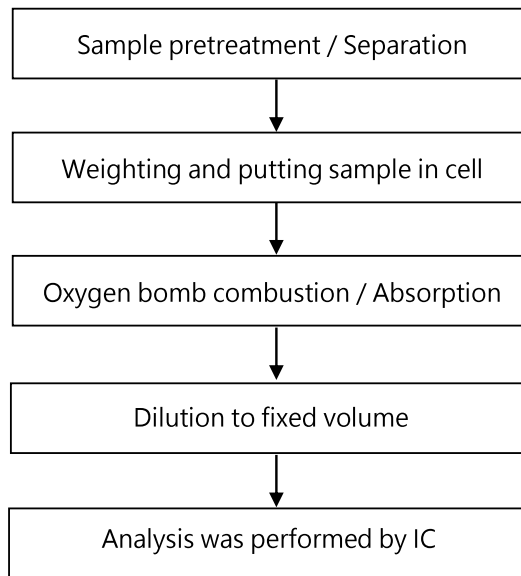


This document is issued by the Company subject to its General Conditions of Service printed overleaf, available on request or accessible at <https://www.sgs.com.tw/terms-of-service> and, for electronic format documents, subject to Terms and Conditions for Electronic Documents at <https://www.sgs.com.tw/terms-of-service>. Attention is drawn to the limitation of liability, indemnification and jurisdiction issues defined therein. Any holder of this document is advised that information contained hereon reflects the Company's findings at the time of its intervention only and within the limits of client's instruction, if any. The Company's sole responsibility is to its Client and this document does not exonerate parties to a transaction from exercising all their rights and obligations under the transaction documents. This document cannot be reproduced, except in full, without prior written approval of the Company. Any unauthorized alteration, forgery or falsification of the content or appearance of this document is unlawful and offenders may be prosecuted to the fullest extent of the law. Unless otherwise stated the results shown in this test report refer only to the sample(s) tested.

I-PEX INC.

1-33-10 MORINO, MACHIDA-CITY, TOKYO 194-0022, JAPAN

Analytical flow chart - Halogen



This document is issued by the Company subject to its General Conditions of Service printed overleaf, available on request or accessible at <https://www.sgs.com.tw/terms-of-service> and, for electronic format documents, subject to Terms and Conditions for Electronic Documents at <https://www.sgs.com.tw/terms-of-service>. Attention is drawn to the limitation of liability, indemnification and jurisdiction issues defined therein. Any holder of this document is advised that information contained hereon reflects the Company's findings at the time of its intervention only and within the limits of client's instruction, if any. The Company's sole responsibility is to its Client and this document does not exonerate parties to a transaction from exercising all their rights and obligations under the transaction documents. This document cannot be reproduced, except in full, without prior written approval of the Company. Any unauthorized alteration, forgery or falsification of the content or appearance of this document is unlawful and offenders may be prosecuted to the fullest extent of the law. Unless otherwise stated the results shown in this test report refer only to the sample(s) tested.

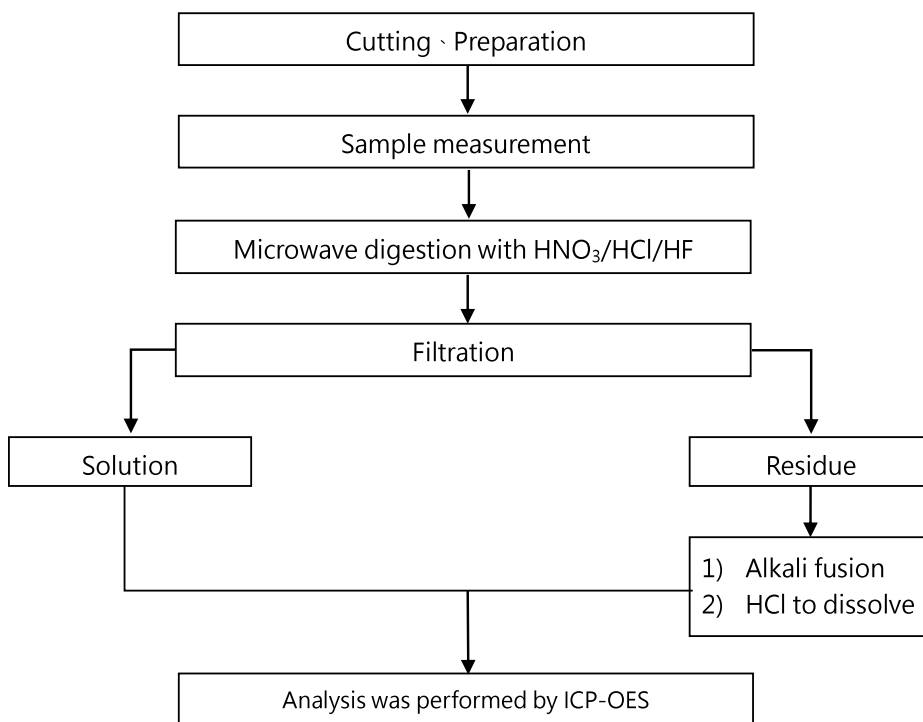
I-PEX INC.

1-33-10 MORINO, MACHIDA-CITY, TOKYO 194-0022, JAPAN

Analytical flow chart of elements (Heavy metal included)

These samples were dissolved totally by pre-conditioning method according to below flow chart.

【 Reference method : US EPA 3051A · US EPA 3052 】



* US EPA 3051A method does not add HF.

This document is issued by the Company subject to its General Conditions of Service printed overleaf, available on request or accessible at <https://www.sgs.com.tw/terms-of-service> and, for electronic format documents, subject to Terms and Conditions for Electronic Documents at <https://www.sgs.com.tw/terms-of-service>. Attention is drawn to the limitation of liability, indemnification and jurisdiction issues defined therein. Any holder of this document is advised that information contained hereon reflects the Company's findings at the time of its intervention only and within the limits of client's instruction, if any. The Company's sole responsibility is to its Client and this document does not exonerate parties to a transaction from exercising all their rights and obligations under the transaction documents. This document cannot be reproduced, except in full, without prior written approval of the Company. Any unauthorized alteration, forgery or falsification of the content or appearance of this document is unlawful and offenders may be prosecuted to the fullest extent of the law. Unless otherwise stated the results shown in this test report refer only to the sample(s) tested.

Test Report

No.: ETR22801117

Date: 10-Aug-2022

Page: 9 of 9

I-PEX INC.

1-33-10 MORINO, MACHIDA-CITY, TOKYO 194-0022, JAPAN

* The tested sample / part is marked by an arrow if it's shown on the photo. *

ETR22801117



** End of Report **

This document is issued by the Company subject to its General Conditions of Service printed overleaf, available on request or accessible at <https://www.sgs.com.tw/terms-of-service> and, for electronic format documents, subject to Terms and Conditions for Electronic Documents at <https://www.sgs.com.tw/terms-of-service>. Attention is drawn to the limitation of liability, indemnification and jurisdiction issues defined therein. Any holder of this document is advised that information contained hereon reflects the Company's findings at the time of its intervention only and within the limits of client's instruction, if any. The Company's sole responsibility is to its Client and this document does not exonerate parties to a transaction from exercising all their rights and obligations under the transaction documents. This document cannot be reproduced, except in full, without prior written approval of the Company. Any unauthorized alteration, forgery or falsification of the content or appearance of this document is unlawful and offenders may be prosecuted to the fullest extent of the law. Unless otherwise stated the results shown in this test report refer only to the sample(s) tested.

Test Report

No: 10545111(1)

Date: 08-Sep-2022

Page 1 of 5

I-Pex Singapore Pte Ltd
55 Yishun Industrial Park A Singapore 768728

The following sample(s) was/were submitted and identified by/on behalf of the client as:


Sample Name : C line Au (Thin Film)

Sample Receiving Date : 01-Sep-2022
Testing Period : 01-Sep-2022 to 08-Sep-2022

Test Requested : In accordance with the RoHS Directive 2011/65/EU Annex II.

Test Result(s) : Please refer to next page(s).

Signed for and on behalf of
SGS Testing & Control Services Singapore Pte Ltd



Y.C. Tham
Technical Manager, Multi-Lab



This document is issued by the Company under its General Conditions of Service accessible at <http://www.sgs.com/en/Terms-and-Conditions.aspx> and, for electronic format documents, subject to Terms and Conditions for Electronic Documents at <http://www.sgs.com/en/Terms-and-Conditions/Terms-e-Document.aspx>. Attention is drawn to the limitation of liability, indemnification and jurisdiction issues defined therein. Any holder of this document is advised that information contained hereon reflects the Company's findings at the time of its intervention only and within the limits of Client's instructions, if any. The Company's sole responsibility is to its Client and this document does not exonerate parties to a transaction from exercising all their rights and obligations under the transaction documents. Any unauthorized alteration, forgery or falsification of the content or appearance of this document is unlawful and offenders may be prosecuted to the fullest extent of the law. Unless otherwise stated the results shown in this test report refer only to the sample(s) tested and such sample(s) are retained for 30 days only. This document cannot be reproduced except in full, without prior approval of the Company.

Test Result(s):

Sample Description : Gold coloured flakes

Test Item(s):	Unit	Method	Results	MDL	RoHS Limit
Cadmium(Cd)	mg/kg	With reference to IEC62321-5 :2013. Analysis was performed by ICP/OES	n.d.	2	100
Lead (Pb)	mg/kg	With reference to IEC62321-5 :2013. Analysis was performed by ICP/OES	41.3	2	1000
Mercury (Hg)	mg/kg	With reference to IEC62321-4 :2013 +A1:2017. Analysis was performed by ICP/OES	n.d.	2	1000
Hexavalent Chromium (Cr(VI)) #	µg/cm2	With reference to IEC62321-7-1 :2015. Analysis was performed by UV-Vis Spectrometry.	n.d.	0.1	-

- Note:
- (1) mg/kg = ppm ; 0.1wt% = 1000ppm
 - (2) n.d.= Not Detected
 - (3) MDL = Method Detection Limit
 - (4) "-" = Not regulated
 - (5) * : Exceeds limit
 - (6) # = a. The sample is positive for Cr(VI) if the Cr(VI) concentration is greater than 0.13µg/cm2.
 The sample coating is considered to contain Cr(VI)
 b. The sample is negative for Cr(VI) if Cr(VI) is n.d. (concentration less than 0.10µg/cm2.
 The coating is considered a non-Cr(VI) based coating
 c. The result between 0.10µg/cm2 and 0.13µg/cm2 is considered to be inconclusive
 - unavoidable coating variations may influence the determination

Remarks: Sample received was totally dissolved by preconditioning methods.
 Lab Analyst(s): Auni and MC

Unless otherwise stated, the decision rule for conformity reporting is based on Binary Statement for Simple Acceptance Rule ($w=0$) stated in ILAC-G8:09/2019. According to this rule, the judgement of conformity is based on the comparing test results with limits.

This document is issued by the Company under its General Conditions of Service accessible at <http://www.sgs.com/en/Terms-and-Conditions.aspx> and, for electronic format documents, subject to Terms and Conditions for Electronic Documents at <http://www.sgs.com/en/Terms-and-Conditions/Terms-e-Document.aspx>. Attention is drawn to the limitation of liability, indemnification and jurisdiction issues defined therein. Any holder of this document is advised that information contained hereon reflects the Company's findings at the time of its intervention only and within the limits of Client's instructions, if any. The Company's sole responsibility is to its Client and this document does not exonerate parties to a transaction from exercising all their rights and obligations under the transaction documents. Any unauthorized alteration, forgery or falsification of the content or appearance of this document is unlawful and offenders may be prosecuted to the fullest extent of the law. Unless otherwise stated the results shown in this test report refer only to the sample(s) tested and such sample(s) are retained for 30 days only. This document cannot be reproduced except in full, without prior approval of the Company.

Sample photo:

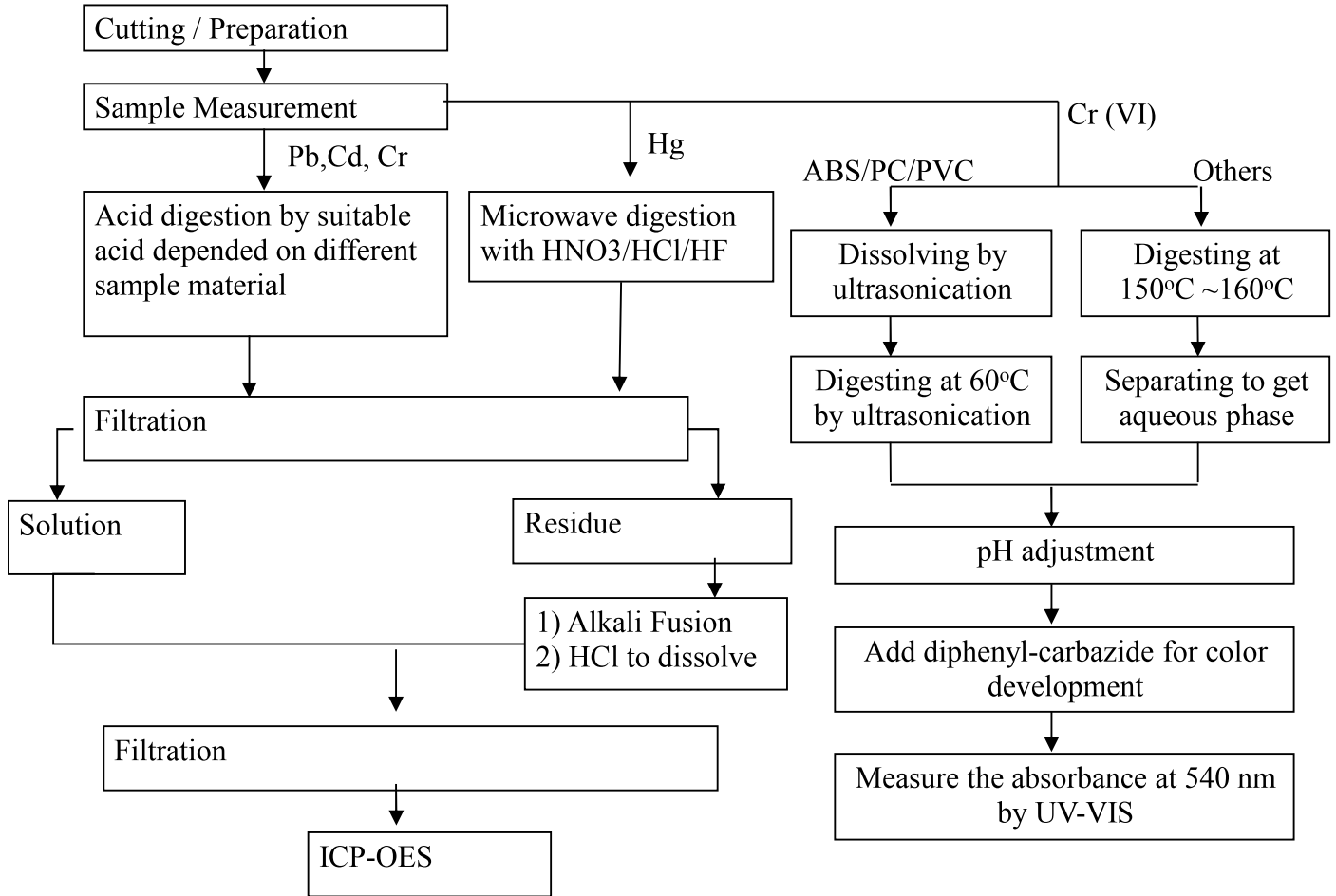
Sample Description : Gold coloured flakes

SGS authenticate the photo on original report only



This document is issued by the Company under its General Conditions of Service accessible at <http://www.sgs.com/en/Terms-and-Conditions.aspx> and, for electronic format documents, subject to Terms and Conditions for Electronic Documents at <http://www.sgs.com/en/Terms-and-Conditions/Terms-e-Document.aspx>. Attention is drawn to the limitation of liability, indemnification and jurisdiction issues defined therein. Any holder of this document is advised that information contained hereon reflects the Company's findings at the time of its intervention only and within the limits of Client's instructions, if any. The Company's sole responsibility is to its Client and this document does not exonerate parties to a transaction from exercising all their rights and obligations under the transaction documents. Any unauthorized alteration, forgery or falsification of the content or appearance of this document is unlawful and offenders may be prosecuted to the fullest extent of the law. Unless otherwise stated the results shown in this test report refer only to the sample(s) tested and such sample(s) are retained for 30 days only. This document cannot be reproduced except in full, without prior approval of the Company.

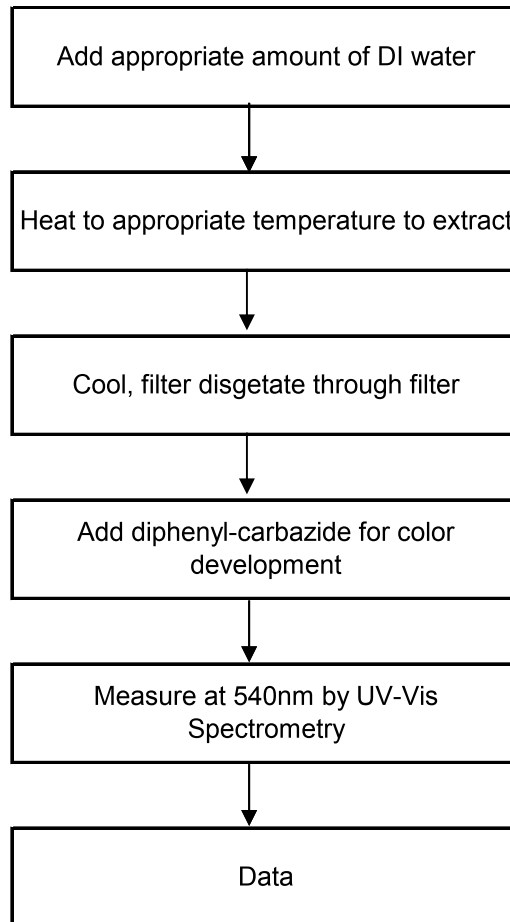
Process Flow of IEC 62321 (Pb, Cd, Hg, Cr & Cr(VI))



Remarks: Sample received was totally dissolved by preconditioning method. (CrVI method excluded)

This document is issued by the Company under its General Conditions of Service accessible at <http://www.sgs.com/en/Terms-and-Conditions.aspx> and, for electronic format documents, subject to Terms and Conditions for Electronic Documents at <http://www.sgs.com/en/Terms-and-Conditions/Terms-e-Document.aspx>. Attention is drawn to the limitation of liability, indemnification and jurisdiction issues defined therein. Any holder of this document is advised that information contained hereon reflects the Company's findings at the time of its intervention only and within the limits of Client's instructions, if any. The Company's sole responsibility is to its Client and this document does not exonerate parties to a transaction from exercising all their rights and obligations under the transaction documents. Any unauthorized alteration, forgery or falsification of the content or appearance of this document is unlawful and offenders may be prosecuted to the fullest extent of the law. Unless otherwise stated the results shown in this test report refer only to the sample(s) tested and such sample(s) are retained for 30 days only. This document cannot be reproduced except in full, without prior approval of the Company.

Process Flow of Cr(VI) by Boiling Water Extraction (IEC62321)



End of Report

This document is issued by the Company under its General Conditions of Service accessible at <http://www.sgs.com/en/Terms-and-Conditions.aspx> and, for electronic format documents, subject to Terms and Conditions for Electronic Documents at <http://www.sgs.com/en/Terms-and-Conditions/Terms-e-Document.aspx>. Attention is drawn to the limitation of liability, indemnification and jurisdiction issues defined therein. Any holder of this document is advised that information contained hereon reflects the Company's findings at the time of its intervention only and within the limits of Client's instructions, if any. The Company's sole responsibility is to its Client and this document does not exonerate parties to a transaction from exercising all their rights and obligations under the transaction documents. Any unauthorized alteration, forgery or falsification of the content or appearance of this document is unlawful and offenders may be prosecuted to the fullest extent of the law. Unless otherwise stated the results shown in this test report refer only to the sample(s) tested and such sample(s) are retained for 30 days only. This document cannot be reproduced except in full, without prior approval of the Company.

Test Report

No.: ETR22101691

Date: 13-Jan-2022

Page: 1 of 7

DEXERIALS CORPORATION

1724 SHIMOTSUBOYAMA, SHIMOTSUKE-SHI, TOCHIGI 323-0194, JAPAN

The following sample(s) was/were submitted and identified by/on behalf of the applicant as:

Sample Name : ADHESIVE
Style/Item No. : G9000 SERIES (G9000, G9000 C, G9000-SY, G9000W, G9010, G9011)
Lot No. : 0L02
The Testing Sample : G9000-SY

Sample Receiving Date : 06-Jan-2022
Testing Period : 06-Jan-2022 to 13-Jan-2022

Test Requested : (1) As specified by client, with reference to RoHS Directive 2011/65/EU Annex II to determine Cadmium, Lead, Mercury, Cr(VI), PBBs, PBDEs contents in the submitted sample(s).
(2) As specified by client, to test Halogen-Fluorine, Chlorine, Bromine, Iodine in the submitted sample.

Test Results : Please refer to following pages.


Troy Chang, Manager
Signed for and on behalf of
SGS TAIWAN LTD.
Chemical Laboratory - Taipei



PIN CODE: D2C6BBD9

This document is issued by the Company subject to its General Conditions of Service printed overleaf, available on request or accessible at <https://www.sgs.com.tw/terms-of-service> and, for electronic format documents, subject to Terms and Conditions for Electronic Documents at <https://www.sgs.com.tw/terms-of-service>. Attention is drawn to the limitation of liability, indemnification and jurisdiction issues defined therein. Any holder of this document is advised that information contained hereon reflects the Company's findings at the time of its intervention only and within the limits of client's instruction, if any. The Company's sole responsibility is to its Client and this document does not exonerate parties to a transaction from exercising all their rights and obligations under the transaction documents. This document cannot be reproduced, except in full, without prior written approval of the Company. Any unauthorized alteration, forgery or falsification of the content or appearance of this document is unlawful and offenders may be prosecuted to the fullest extent of the law. Unless otherwise stated the results shown in this test report refer only to the sample(s) tested.

Test Report

No.: ETR22101691

Date: 13-Jan-2022

Page: 2 of 7

DEXERIALS CORPORATION

1724 SHIMOTSUBOYAMA, SHIMOTSUKE-SHI, TOCHIGI 323-0194, JAPAN

Test Part Description

No.1 : TRANSPARENT DOUBLE SIDED ADHESIVE (EXCLUDING THE RELEASE LINER)

Test Result(s)

Test Item(s)	Method	Unit	MDL	Result
				No.1
Cadmium (Cd) (CAS No.: 7440-43-9)	With reference to IEC 62321-5: 2013, analysis was performed by ICP-OES.	mg/kg	2	n.d.
Lead (Pb) (CAS No.: 7439-92-1)		mg/kg	2	n.d.
Mercury (Hg) (CAS No.: 7439-97-6)	With reference to IEC 62321-4: 2013+ AMD1: 2017, analysis was performed by ICP-OES.	mg/kg	2	n.d.
Hexavalent Chromium Cr(VI) (CAS No.: 18540-29-9)	With reference to IEC 62321-7-2: 2017, analysis was performed by UV-VIS.	mg/kg	8	n.d.
Monobromobiphenyl	With reference to IEC 62321-6: 2015, analysis was performed by GC/MS.	mg/kg	5	n.d.
Dibromobiphenyl		mg/kg	5	n.d.
Tribromobiphenyl		mg/kg	5	n.d.
Tetrabromobiphenyl		mg/kg	5	n.d.
Pentabromobiphenyl		mg/kg	5	n.d.
Hexabromobiphenyl		mg/kg	5	n.d.
Heptabromobiphenyl		mg/kg	5	n.d.
Octabromobiphenyl		mg/kg	5	n.d.
Nonabromobiphenyl		mg/kg	5	n.d.
Decabromobiphenyl		mg/kg	5	n.d.
Sum of PBBs		mg/kg	-	n.d.
Monobromodiphenyl ether	With reference to IEC 62321-6: 2015, analysis was performed by GC/MS.	mg/kg	5	n.d.
Dibromodiphenyl ether		mg/kg	5	n.d.
Tribromodiphenyl ether		mg/kg	5	n.d.
Tetrabromodiphenyl ether		mg/kg	5	n.d.
Pentabromodiphenyl ether		mg/kg	5	n.d.
Hexabromodiphenyl ether		mg/kg	5	n.d.
Heptabromodiphenyl ether		mg/kg	5	n.d.
Octabromodiphenyl ether		mg/kg	5	n.d.
Nonabromodiphenyl ether		mg/kg	5	n.d.
Decabromodiphenyl ether		mg/kg	5	n.d.
Sum of PBDEs		mg/kg	-	n.d.

This document is issued by the Company subject to its General Conditions of Service printed overleaf, available on request or accessible at <https://www.sgs.com.tw/terms-of-service> and, for electronic format documents, subject to Terms and Conditions for Electronic Documents at <https://www.sgs.com.tw/terms-of-service>. Attention is drawn to the limitation of liability, indemnification and jurisdiction issues defined therein. Any holder of this document is advised that information contained hereon reflects the Company's findings at the time of its intervention only and within the limits of client's instruction, if any. The Company's sole responsibility is to its Client and this document does not exonerate parties to a transaction from exercising all their rights and obligations under the transaction documents. This document cannot be reproduced, except in full, without prior written approval of the Company. Any unauthorized alteration, forgery or falsification of the content or appearance of this document is unlawful and offenders may be prosecuted to the fullest extent of the law. Unless otherwise stated the results shown in this test report refer only to the sample(s) tested.



Test Report

No.: ETR22101691

Date: 13-Jan-2022

Page: 3 of 7

DEXERIALS CORPORATION

1724 SHIMOTSUBOYAMA, SHIMOTSUKE-SHI, TOCHIGI 323-0194, JAPAN

Test Item(s)	Method	Unit	MDL	Result
				No.1
Fluorine (F) (CAS No.: 14762-94-8)	With reference to BS EN 14582: 2016, analysis was performed by IC.	mg/kg	50	n.d.
Chlorine (Cl) (CAS No.: 22537-15-1)	With reference to BS EN 14582: 2016, analysis was performed by IC.	mg/kg	50	n.d.
Bromine (Br) (CAS No.: 10097-32-2)	With reference to BS EN 14582: 2016, analysis was performed by IC.	mg/kg	50	n.d.
Iodine (I) (CAS No.: 14362-44-8)	With reference to BS EN 14582: 2016, analysis was performed by IC.	mg/kg	50	n.d.

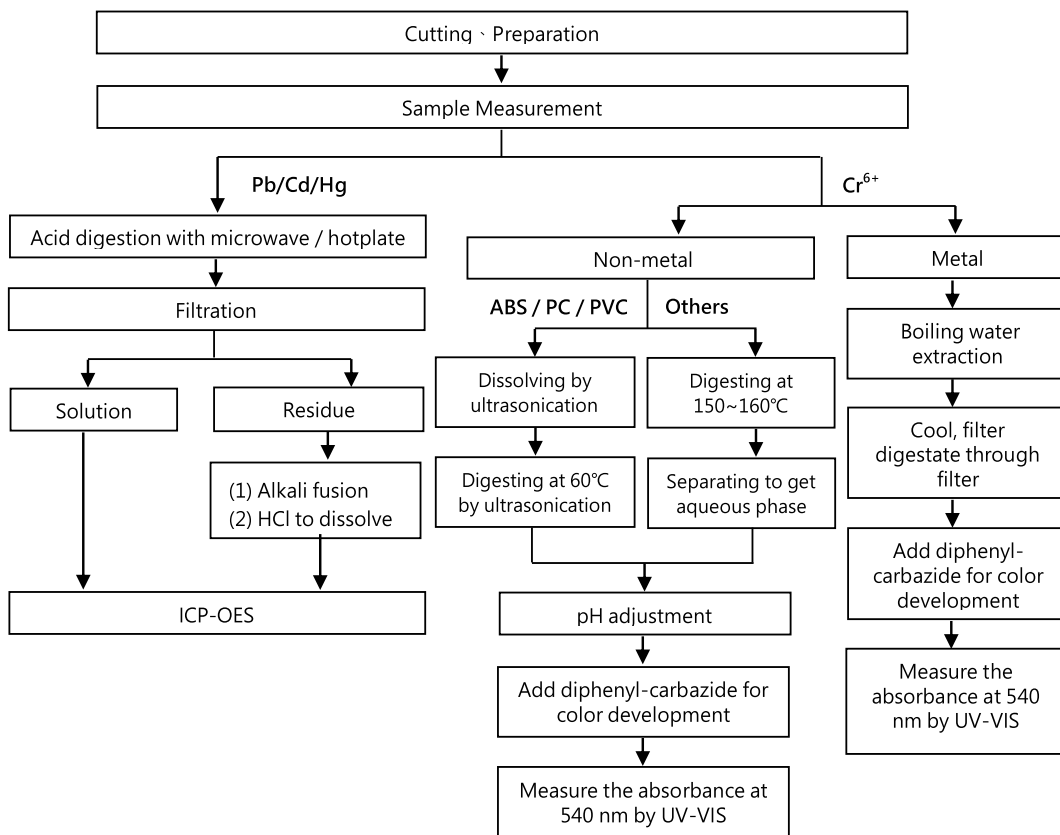
Note :

1. mg/kg = ppm ; 0.1wt% = 1000ppm
2. MDL = Method Detection Limit
3. n.d. = Not Detected (Less than MDL)
4. "-" = Not Regulated

This document is issued by the Company subject to its General Conditions of Service printed overleaf, available on request or accessible at <https://www.sgs.com.tw/terms-of-service> and, for electronic format documents, subject to Terms and Conditions for Electronic Documents at <https://www.sgs.com.tw/terms-of-service>. Attention is drawn to the limitation of liability, indemnification and jurisdiction issues defined therein. Any holder of this document is advised that information contained hereon reflects the Company's findings at the time of its intervention only and within the limits of client's instruction, if any. The Company's sole responsibility is to its Client and this document does not exonerate parties to a transaction from exercising all their rights and obligations under the transaction documents. This document cannot be reproduced, except in full, without prior written approval of the Company. Any unauthorized alteration, forgery or falsification of the content or appearance of this document is unlawful and offenders may be prosecuted to the fullest extent of the law. Unless otherwise stated the results shown in this test report refer only to the sample(s) tested.

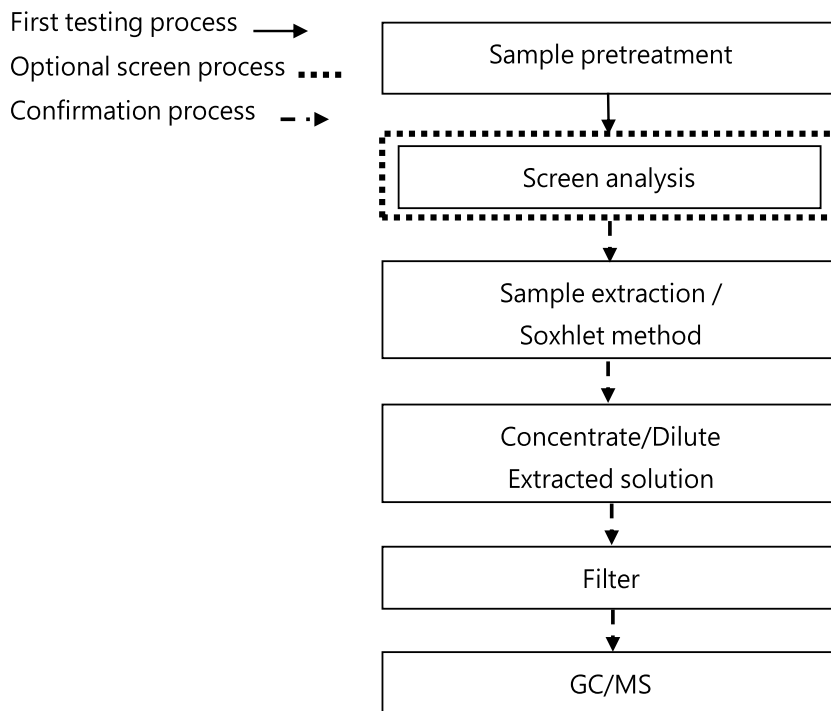
Analytical flow chart of Heavy Metal

These samples were dissolved totally by pre-conditioning method according to below flow chart.
(Cr⁶⁺ test method excluded)



This document is issued by the Company subject to its General Conditions of Service printed overleaf, available on request or accessible at <https://www.sgs.com.tw/terms-of-service> and, for electronic format documents, subject to Terms and Conditions for Electronic Documents at <https://www.sgs.com.tw/terms-of-service>. Attention is drawn to the limitation of liability, indemnification and jurisdiction issues defined therein. Any holder of this document is advised that information contained hereon reflects the Company's findings at the time of its intervention only and within the limits of client's instruction, if any. The Company's sole responsibility is to its Client and this document does not exonerate parties to a transaction from exercising all their rights and obligations under the transaction documents. This document cannot be reproduced, except in full, without prior written approval of the Company. Any unauthorized alteration, forgery or falsification of the content or appearance of this document is unlawful and offenders may be prosecuted to the fullest extent of the law. Unless otherwise stated the results shown in this test report refer only to the sample(s) tested.

Analytical flow chart – PBBs / PBDEs

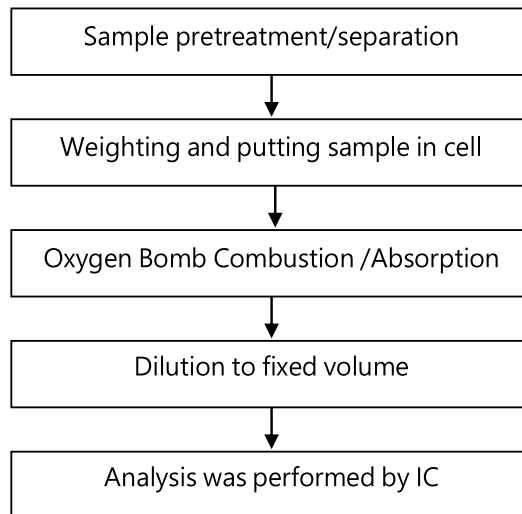


This document is issued by the Company subject to its General Conditions of Service printed overleaf, available on request or accessible at <https://www.sgs.com.tw/terms-of-service> and, for electronic format documents, subject to Terms and Conditions for Electronic Documents at <https://www.sgs.com.tw/terms-of-service>. Attention is drawn to the limitation of liability, indemnification and jurisdiction issues defined therein. Any holder of this document is advised that information contained hereon reflects the Company's findings at the time of its intervention only and within the limits of client's instruction, if any. The Company's sole responsibility is to its Client and this document does not exonerate parties to a transaction from exercising all their rights and obligations under the transaction documents. This document cannot be reproduced, except in full, without prior written approval of the Company. Any unauthorized alteration, forgery or falsification of the content or appearance of this document is unlawful and offenders may be prosecuted to the fullest extent of the law. Unless otherwise stated the results shown in this test report refer only to the sample(s) tested.

DEXERIALS CORPORATION

1724 SHIMOTSUBOYAMA, SHIMOTSUKE-SHI, TOCHIGI 323-0194, JAPAN

Analytical flow chart of Halogen



This document is issued by the Company subject to its General Conditions of Service printed overleaf, available on request or accessible at <https://www.sgs.com.tw/terms-of-service> and, for electronic format documents, subject to Terms and Conditions for Electronic Documents at <https://www.sgs.com.tw/terms-of-service>. Attention is drawn to the limitation of liability, indemnification and jurisdiction issues defined therein. Any holder of this document is advised that information contained hereon reflects the Company's findings at the time of its intervention only and within the limits of client's instruction, if any. The Company's sole responsibility is to its Client and this document does not exonerate parties to a transaction from exercising all their rights and obligations under the transaction documents. This document cannot be reproduced, except in full, without prior written approval of the Company. Any unauthorized alteration, forgery or falsification of the content or appearance of this document is unlawful and offenders may be prosecuted to the fullest extent of the law. Unless otherwise stated the results shown in this test report refer only to the sample(s) tested.

Test Report

No.: ETR22101691

Date: 13-Jan-2022


Page: 7 of 7

DEXERIALS CORPORATION

1724 SHIMOTSUBOYAMA, SHIMOTSUKE-SHI, TOCHIGI 323-0194, JAPAN

* The tested sample / part is marked by an arrow if it's shown on the photo. *

ETR22101691



** End of Report **

This document is issued by the Company subject to its General Conditions of Service printed overleaf, available on request or accessible at <https://www.sgs.com.tw/terms-of-service> and, for electronic format documents, subject to Terms and Conditions for Electronic Documents at <https://www.sgs.com.tw/terms-of-service>. Attention is drawn to the limitation of liability, indemnification and jurisdiction issues defined therein. Any holder of this document is advised that information contained hereon reflects the Company's findings at the time of its intervention only and within the limits of client's instruction, if any. The Company's sole responsibility is to its Client and this document does not exonerate parties to a transaction from exercising all their rights and obligations under the transaction documents. This document cannot be reproduced, except in full, without prior written approval of the Company. Any unauthorized alteration, forgery or falsification of the content or appearance of this document is unlawful and offenders may be prosecuted to the fullest extent of the law. Unless otherwise stated the results shown in this test report refer only to the sample(s) tested.



WIESON TECHNOLOGIES CO., LTD.

WIESON 3D CHAMBER TEST REPORT

Customer: **hitron**
Project Name: **P90602**
WIESON P/N: **GY196HC112-021**
Antenna Type: **Dipole**
Version No. : **01**

Contact Information:
[Tel:02-2647-1896](tel:02-2647-1896)

PM: **Paul Lin**
paul_lin@wieson.com
Ext.6636

Engineer: Emily
emily_chang@wieson.com
Ext.6802



WIESON TECHNOLOGIES CO., LTD.

INDEX.

I.	ELECTRONIC CHARACTERISTICS.....	3
II.	Summary :	4
III.	S-Parameter Measurement :	4
IV.	Measure the physical dimension and value to see if it meets Hitron's specification :	5
V.	Showed physical picture :	6
VI.	Antenna Photo :	6
VII.	S-Parameter Measurement Result :	7
VIII.	The Test Information Anechoic Chamber	11
IX.	Antenna Measurement Photo	15
X.	Antenna Measurement Result(excluding cable).....	16
	3D Radiation Pattern of Antenna.....	17

Revision History

Revision	Date	Engineer	Description
01	2023/02/21	Wade	NEW RELEASE

No part of the information shown of this document may be used in any way without office stamp or written consent of
WIESON TECHNOLOGIES CO., LTD.



WIESON TECHNOLOGIES CO., LTD.

I. ELECTRONIC CHARACTERISTICS

WiFi Dual Band Antenna

A4

Item	Specification
Operating Frequency(GHz)	5.15-5.85
Bandwidth	700MHz (Min.)
Return Loss	10 dB (Typ)
Polarization	Linear
Azimuth Bandwidth	Omni-directional
Peak Gain	1.76dBi (Max)
Impedance	50Ω
Material	PCB
Maximum Power	1W
V.S.W.R	2 : 1(Typ)
Radiation	Omni directional
Efficiency	>53%
Connector	MHF
Cable type	OD:1.37
Operating Temperature	-10~60°C
Storage temp	-10~70°C

II. Summary :

This report to account for the measurement setup and result of the Antenna. The measurement setup includes s-parameter, pattern, and gain measurement.

The measured data for Antenna are presented and analysis.

III. S-Parameter Measurement :

A. Reflection coefficient :

(a) Instrument : Network Analyzer.

(b) Setup :

- (1) Calibrate the Network Analyzer by one port calibration using O.S.L. calibration kits.
- (2) Connect the antenna under test to the Network Analyzer.
- (3) Measure the S_{11} (reflection coefficient) shown in Fig. 1.
- (4) Generally, the S_{11} is less than -10dB to ensure the 90% power into antenna and only less than 10% power back to system.

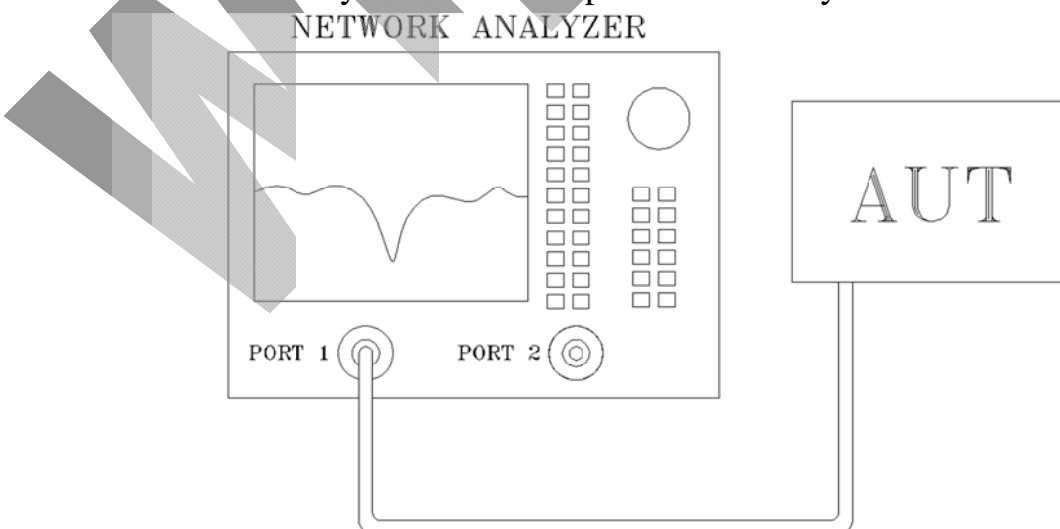
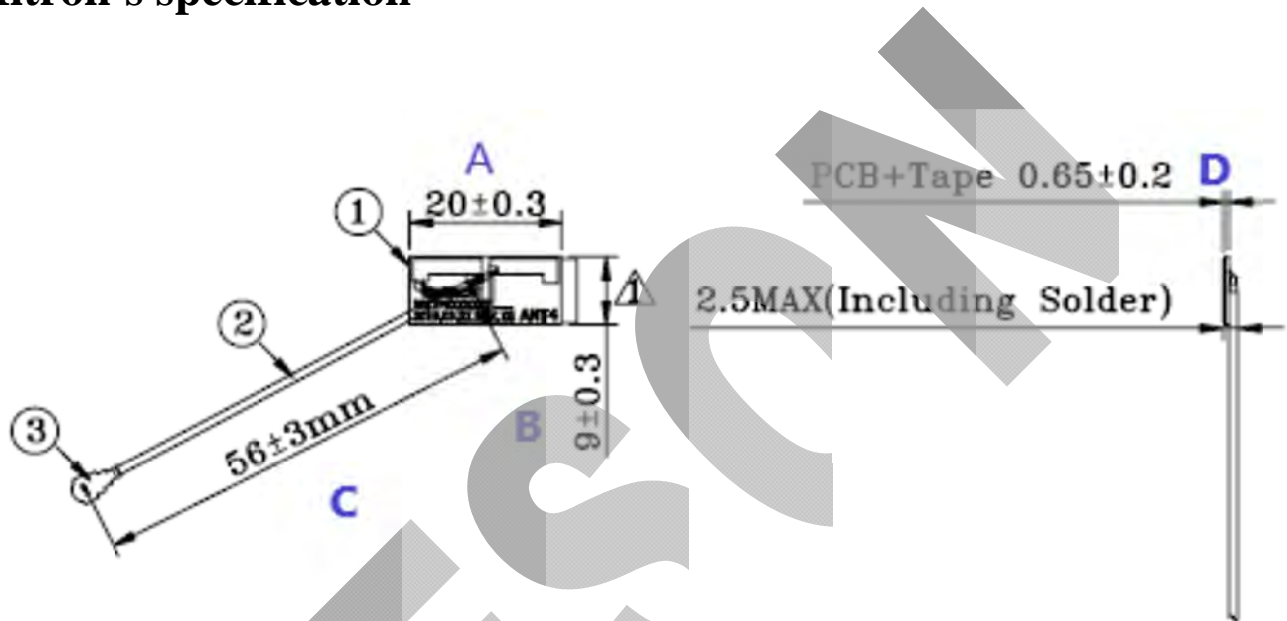


Fig.1 Antenna measured in Network Analyzer

IV. Measure the physical dimension and value to see if it meets

Hitron's specification :



Test Item	A	B	C	D
Value(mm)	20±0.3	9±0.3	56±3	0.65±0.2
Max	20.3	9.3	59	0.85
Min	19.7	8.7	53	0.45
1	20.01	9.01	56.87	0.70
2	20.00	9.01	56.49	0.69
3	20.02	9.0	56.52	0.68
4	20.01	9.01	56.71	0.68
5	20.01	9.0	56.68	0.69
Result	Pass	Pass	Pass	Pass

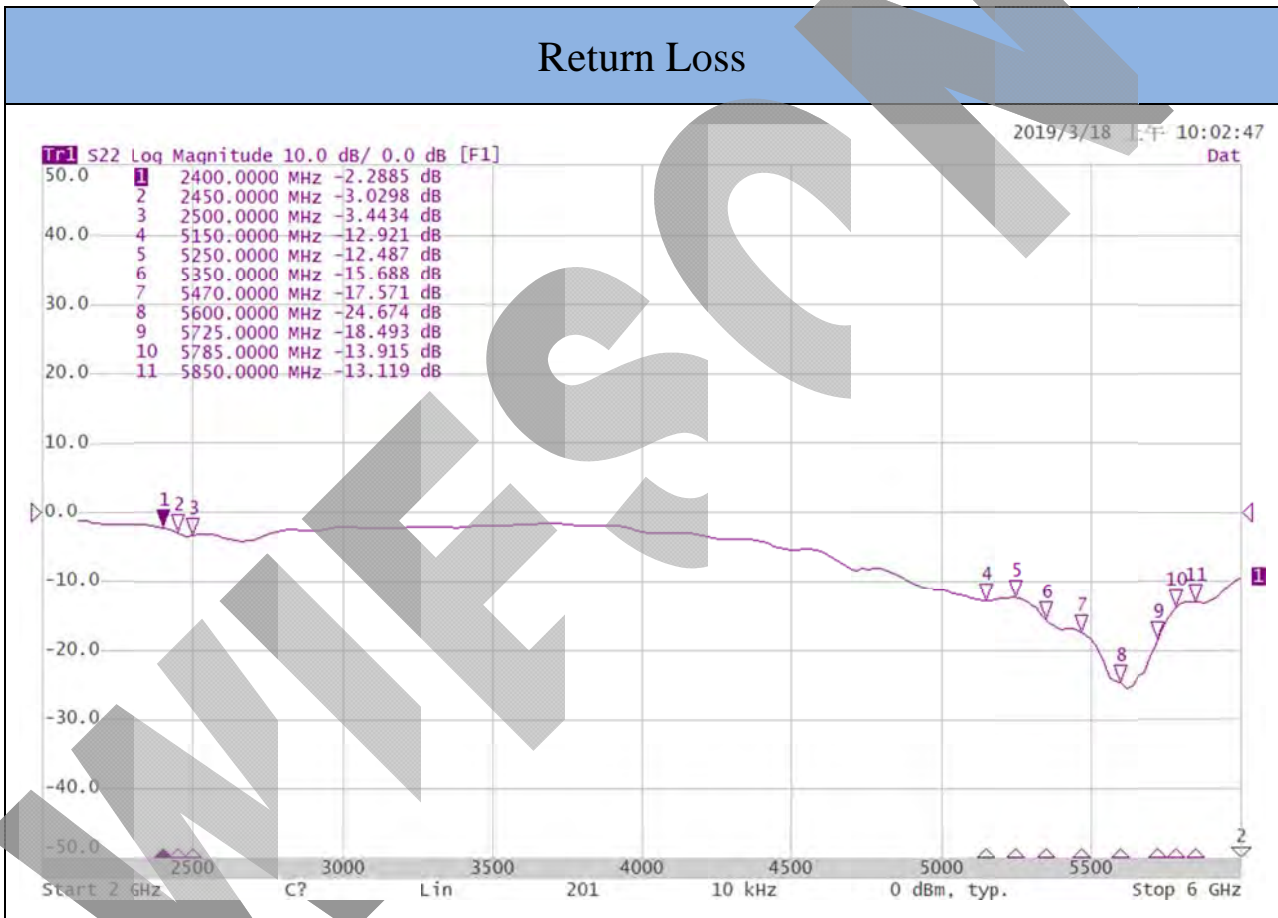


WIESON TECHNOLOGIES CO., LTD.

VII. S-Parameter Measurement Result :

Single Band Antenna

A4

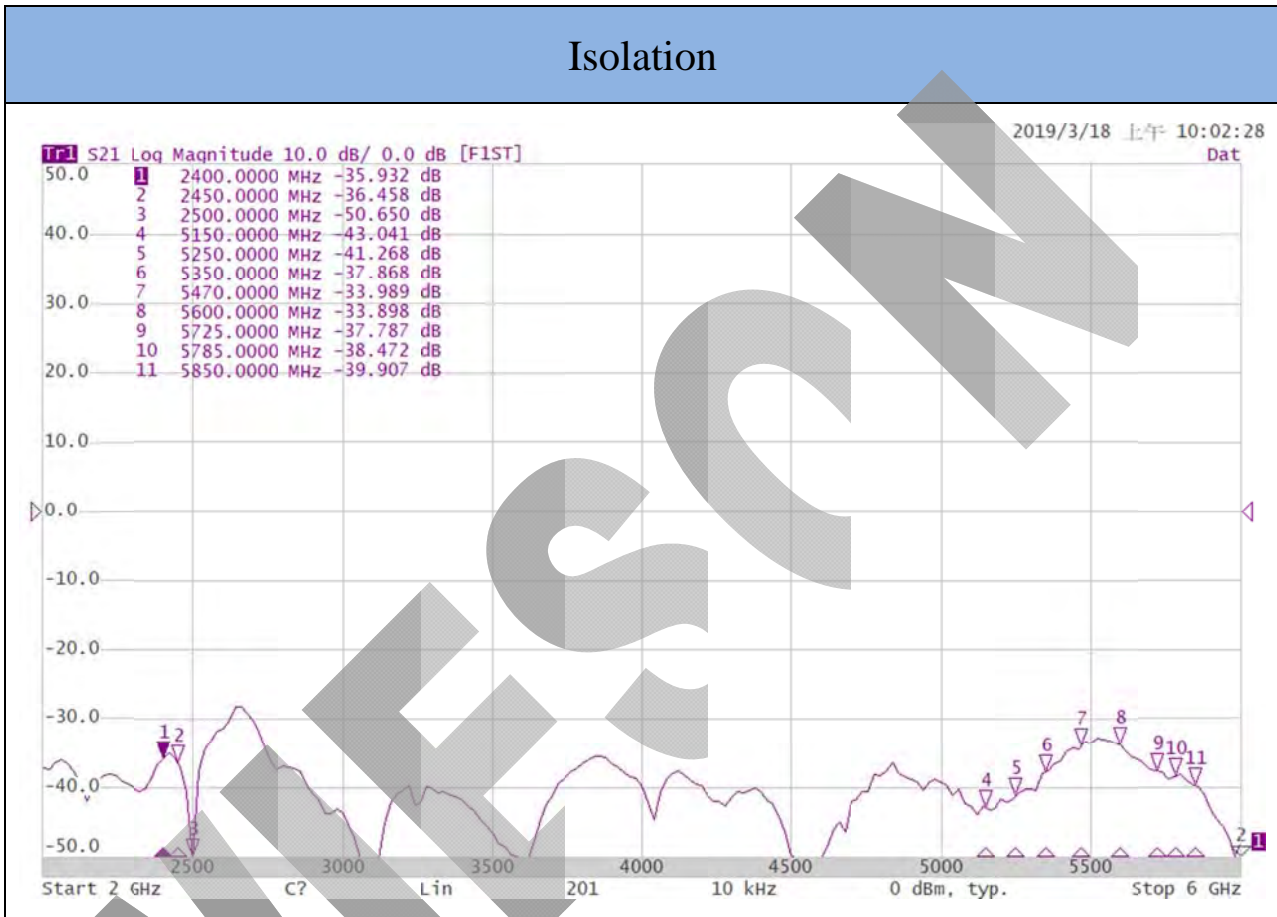


Frequency (MHz)	5150	5250	5350	5470	5600	5725	5785	5850
S11(dB)	-12.92	-12.48	-15.68	-17.57	-24.67	-18.49	-13.91	-13.11



WIESON TECHNOLOGIES CO., LTD.

A1&A4

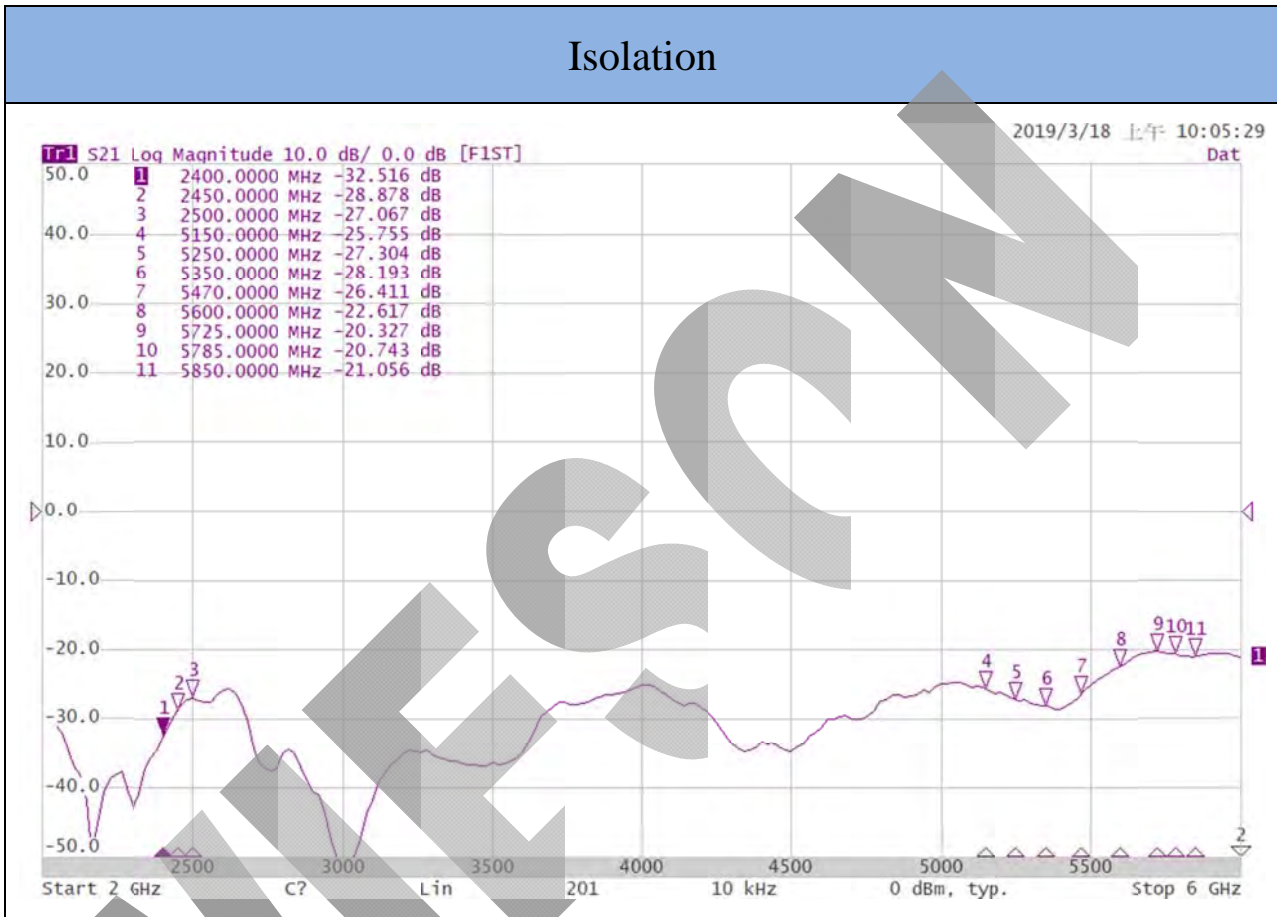


Frequency (MHz)	2400	2450	2500	5150	5250	5350	5470	5600	5725	5785	5850
S11(dB)	-35.93	-36.45	-50.65	-43.04	-41.26	-37.86	-33.98	-33.89	-37.78	-38.47	-39.90



WIESON TECHNOLOGIES CO., LTD.

A2&A4

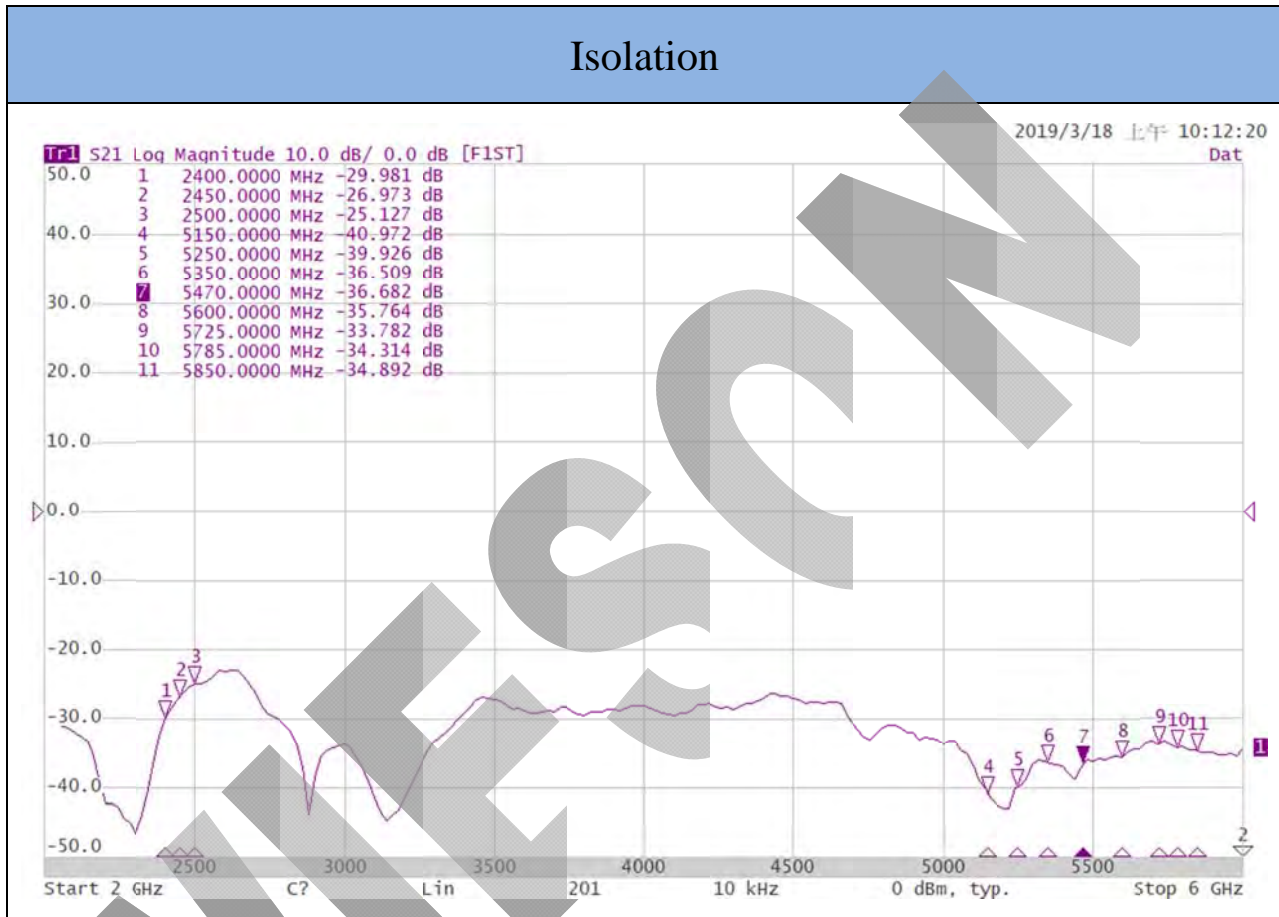


Frequency (MHz)	2400	2450	2500	5150	5250	5350	5470	5600	5725	5785	5850
S11(dB)	-32.51	-28.87	-27.06	-25.75	-27.30	-28.19	-26.41	-22.61	-20.32	-20.74	-21.05



WIESON TECHNOLOGIES CO., LTD.

A3&A4



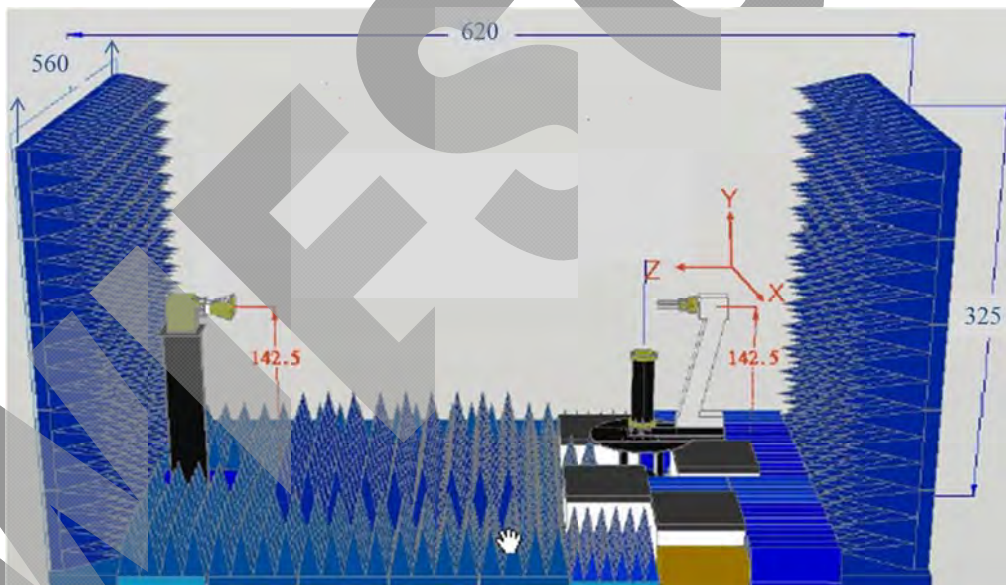
Frequency (MHz)	2400	2450	2500	5150	5250	5350	5470	5600	5725	5785	5850
S11(dB)	-29.98	-26.97	-25.12	-40.97	-39.92	-36.50	-36.68	-35.76	-33.78	-34.31	-34.89

VIII. The Test Information Anechoic Chamber

A. Scope

This statement of work defines the requirements of a far-field antenna measurement range, which includes

- (1) One 560 cm (W) x 325 cm (H) x 620 cm (L) Antenna Measurement Anechoic Chamber, detailed requirements refer section B .
- (2) One Far-field Antenna Measurement System with spinning linear CP measurement capabilities, detailed requirement refer section E & F .
- (3) One broad-band transmitted antenna, detailed requirements refer section G .



B. Antenna Measurement Anechoic Chamber

Fully anechoic chamber with dimension 560 cm in width, 325 cm in height and 620 cm in length. The quiet zone of this Chamber shall be greater than



WIESON TECHNOLOGIES CO., LTD.

60 cm @ 400MHz~900MHz, 43 cm @2.4 GHz, 31 cm @5.8 GHz,. Contractor should be aware of this anechoic chamber is going to be used for performing far-field antenna measurement.

C. Electrical specifications

Frequency Range: 400 MHz to 7.125 GHz,

Quiet zone size: >60 cm @ 400MHz~900MHz, >43 cm @2.4 GHz, >31 cm @5.8 GHz.

Quiet zone ripple: < +/- 1.5 dB @500(400)MHz~800MHz, < +/-0.75 dB @800MHz~1.5GHz, < +/- 0.5 dB @1.5GHz~7.125GHz

Field Probing Frequency	Peak-to-Peak Amplitude Taper (Within specified Quiet Zone Area)	Quiet Zone Size (cm)	Compliant
0.9 GHz	< 0.75 dB	60	Yes
1.575 GHz	< 0.5 dB	43	Yes
1.8 GHz	< 0.5 dB	43	Yes
2.4 GHz	< 0.5 dB	43	Yes
5.8 GHz	< 0.5 dB	31	Yes



WIESON TECHNOLOGIES CO., LTD.

D. Absorbers

We shall design and install proper absorbers on the inner walls of the chamber to guarantee the electrical specifications. However, the absorbers height shall be no less than 24" which enables the space in the chamber to be around 438 cm (W) x 203 cm (H) x 513 cm (L). All the absorber used shall meet NRL-8093 fire retardant regulations

E. Far-field Antenna Measurement System

We shall supply all the hardware and software which are capable of characterizing antenna radiation patterns from 30 KHz to 6 GHz using the existed Agilent 5230A PNA-L or Agilent 8753ES Vector Network Analyzer. The system shall be able to automatically measure and plot single axis amplitude and phase antenna patterns in either Cartesian or polar formats.

F. Far-field measurement software

The software consists of the control or data acquisition software and the data plotting software.

(1) The data acquisition software shall at least be capable of the following functions:

- *measuring single frequency per cut - single axis (azimuth); system can automatically switch frequency at the end of a scan.
- *measuring data in Uni-direction or bi-direction
- *measuring data at least with azimuth 360 degrees. (+/- 180 degrees or 0-360 degrees)
- *real time plot in Cartesian or polar format
- *screen shows real time angle position



WIESON TECHNOLOGIES CO., LTD.

- *system automatically calculates S/N ratio level based on measured signal fluctuation
- *function to set positioner zero position
- *operator can set data taking velocity and data sampling interval
- *entry to allow positioner offset to any angle

(2) The data plotting software shall at least be capable of the following functions:

- *Editing plot data
- *plotting data in Cartesian, Polar or delimited ASCII output with header information
- *plotting data in linear or dB scales
- *normalizing data to peak (dB), standard gain reference (dBi), or no normalization
- *overlying data, (drag and drop capability is preferable)
- *outputting data to any Windows supported printers

G. Broadband Transmitted antenna

We shall provide a linear-polarized broadband antenna with the specifications better than those listed hereafter in this article,
 Frequency: 0.5-6 GHz, Gain: >12 dBi @10 GHz, VSWR:<2,0:1, Front to Back Ration > 20 dB

H. Equipment list

Device	Ttype/Model	Serial#	Manufacturer	Cal. Date	Cal. Due Date
Anechoic Chamber	SpaceSacer 26H	3100508-182-00007	ETS-Lindgren	30-Jun-22	30-Jun-23
Dual Polarized Diagonal Horn A	3164	3164-03	ETS-Lindgren	30-Jun-22	30-Jun-23
Spectrum Analyzer(SA)	FSV · FSP	3100505-19-00011	RCHDE&SCHWARZ	24-Mar-20	24-Sep-23
Network Analyzer(NA)	ZNB4	-	RCHDE&SCHWARZ	24-Mar-20	24-Sep-23
Network Analyzer(NA)	R3767CG	130101611	ADVANTEST	24-Mar-20	24-Sep-23
Network Analyzer(NA)	C4209	3100505-53-00006	TS RF Instruments Co., Ltd.	24-Mar-20	24-Sep-23
universal radio communication	CMW500 · CMU200	101548/102977	RCHDE&SCHWARZ	28-May-20	28-Nov-23
Turn table Controller	EMCO 2090	23525	ETS(EMCO)	N/A	N/A
Slot Switch(SW)	Aqilent 3499B	3100508-041-00001	Aqilent	N/A	N/A
Power Amplifier(PA)	ZVE-8G+	SN427201705	PLANAR MONOLITHICS IN	28-May-20	28-Nov-23
Low-noise Amplifier(LNA)	ZFL-500	3100504-27-00014	MInI-Circuits	28-May-20	28-Nov-23



WIESON TECHNOLOGIES CO., LTD.

X. Antenna Measurement Result(excluding cable)

Single Band Antenna

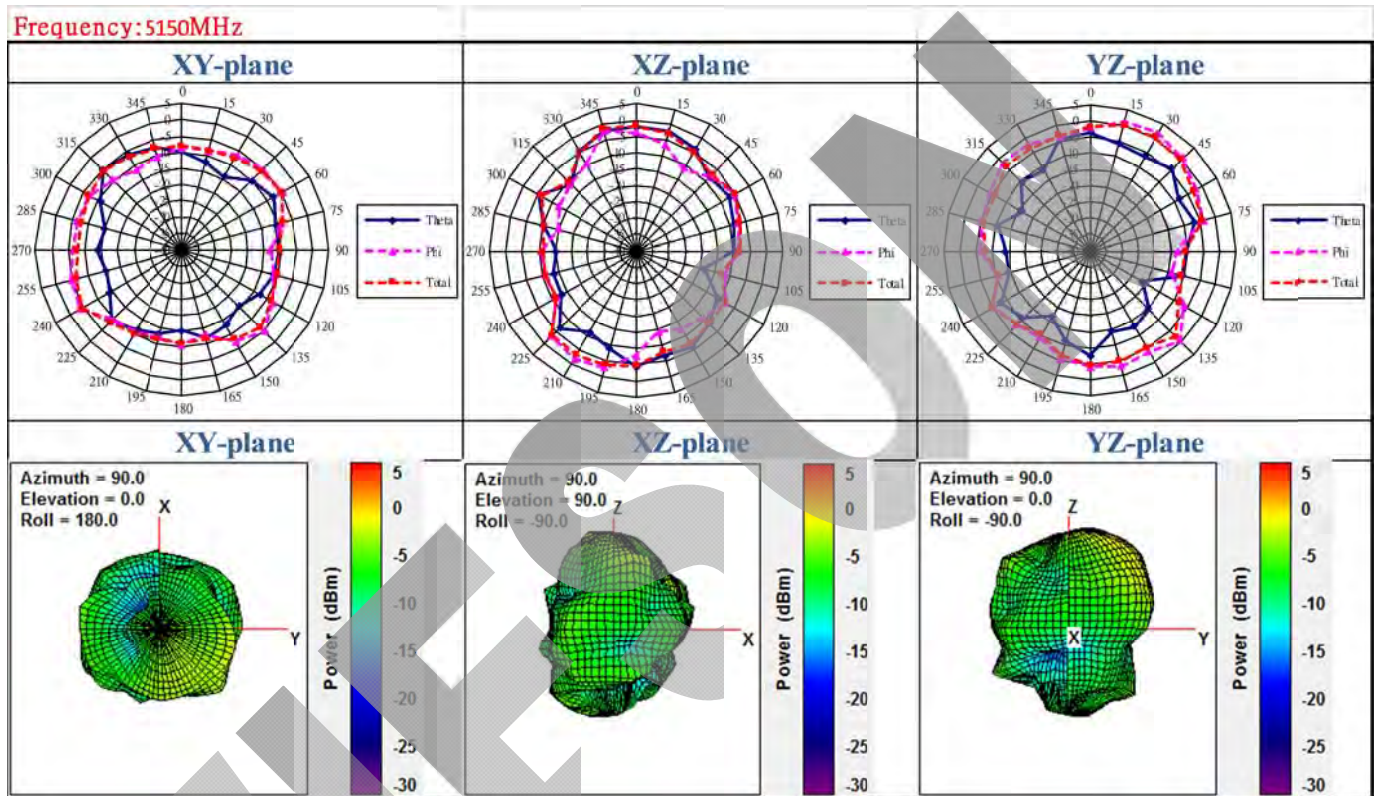
A4

Freq(GHz)	Peak Gain(dBi)	3D-avg Gain(dBi)	Efficiency(%)
5.15	1.21	-2.73	53
5.25	1.65	-2.43	57
5.35	1.68	-2.05	62
5.47	1.54	-2.46	57
5.6	1.43	-2.63	55
5.725	1.42	-2.40	58
5.785	1.76	-2.29	59
5.85	1.62	-2.27	59



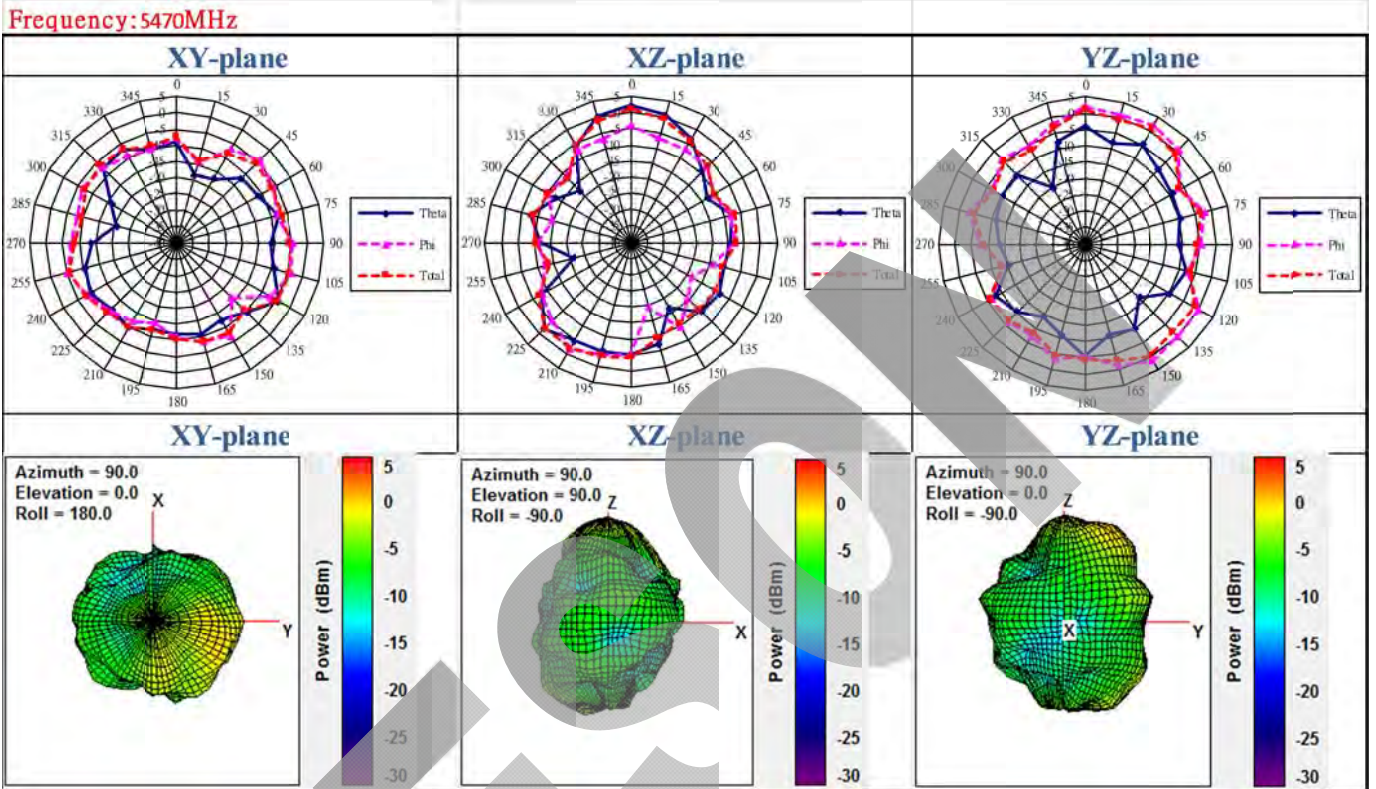
WIESON TECHNOLOGIES CO., LTD.

3D Radiation Pattern of Antenna





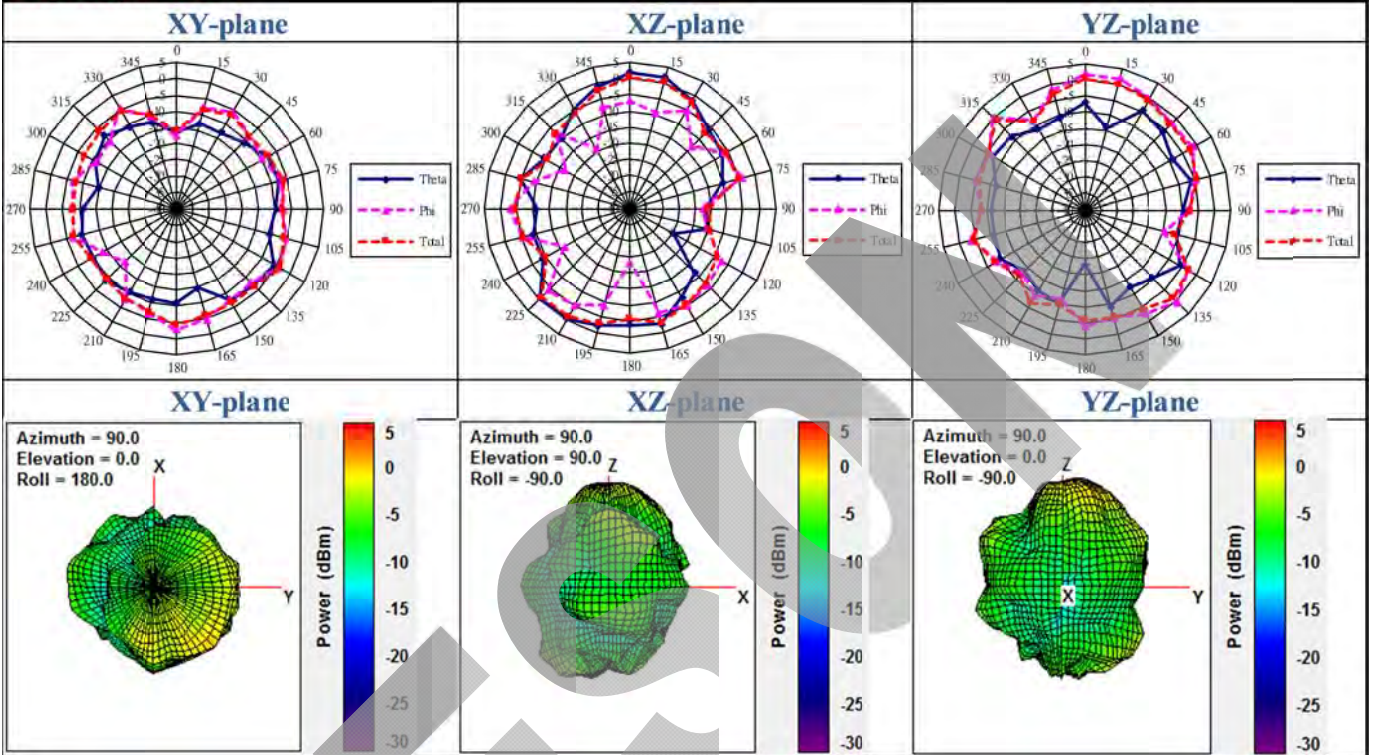
WIESON TECHNOLOGIES CO., LTD.





WIESON TECHNOLOGIES CO., LTD.

Frequency: 5850MHz





TEST REPORT

Report No.	:WSC-19T-78
Applicant	:CS4000
Commodity	:
Model No.	:GY196HC112-018/019/020/021
Quantity	:20pcs.
Date of Testing	:OCT.07,2019~OCT.10,2019
Measure Environment	:Temp. : 23±3°C , R.H.: 35%~75%
Test Item	:Refer to paragraph 1, Test Group.

- Note: 1. The results of the testing report relate only to the items tested.
2. The testing report shall not be reproduced except in full, without the written approval of WIESON.

Checked by:	Tested by:
<i>Fan Shigang</i>	<i>Li Yuxiang</i>

WIESON ELECTRONIC CO., LTD.

ADDRESS : Huan Gang,Hou Jie Town,Dong Guan City,Guang
Dong,China

TEL : 86-769-85597201 FAX :86-769-85598311 Wed:<http://www.wieson.com>

WIESON TECHNOLOGIES CO., LTD.

QUALIFICATION TEST REPORT

REPORT NO. : WSC-19T-78

Test Items:

No.	Test Description
1	Humidity
2	Thermal Shock
3	Low Temperature
4	Salt Spray

Test Product:



Test Group process:

Test Description Sequence	Test Group			
	1	2	3	4
Examination of product	1.3	1.3	1.3	1.3
V.S.W.R(Before)				
Humidity	2			
Thermal Shock		2		
Low Temperature			2	
Salt Spray				2
V.S.W.R(After)				
Sample Size per Test Group	3	3	3	3

Note: Test specimen(s) shall be prepared in accordance with approval sheets and shall be selected at random.

WIESON TECHNOLOGIES CO., LTD.

QUALIFICATION TEST REPORT

REPORT NO. : WSC-19T-78

1.V.S.W.R TEST(Before)

WIESON NO.	Test Item	2.5085 GHz	5.3580 GHz
GY196HC112-018	V.S.W.R	1.46	1.51
		1.48	1.48
		1.51	1.48

WIESON NO.	Test Item	2.4361 GHz	5.4666 GHz
GY196HC112-019	V.S.W.R	1.69	1.45
		1.65	1.42
		1.55	1.42

WIESON NO.	Test Item	2.4361 GHz	5.3098 GHz
GY196HC112-020	V.S.W.R	1.56	1.25
		1.55	1.25
		1.54	1.22

WIESON NO.	Test Item	5.1977 GHz
GY196HC112-021	V.S.W.R	1.21
		1.20
		1.19

1.1 Test Result:

Comment	PASS
---------	------

WIESON TECHNOLOGIES CO., LTD.

QUALIFICATION TEST REPORT

REPORT NO. : WSC-19T-78

2. Test Group 1[Humidity]:

2.1 Test item & Test method:

	Test Item	Test Method
1	Humidity	According to method EIA 364-31B

2.2 Test condition:

2.2.1 Humidity:

Temperature: 70°C .

Relative Humidity: 75%.

Duration: 48 hours.

2.3 Test request:

2.3.1 Humidity:

a. No evidence of damage.

2.4 Test value:

	Sample 1	Sample 2
Visual Inspection	OK	OK
Humidity	48H	48H
Visual Inspection	OK	OK

WIESON TECHNOLOGIES CO., LTD.

QUALIFICATION TEST REPORT

REPORT NO. : WSC-19T-78

2.5 Test picture.



2.6 Test result:

Comment	PASS
---------	------

3. Test Group2[Thermal Shock]:

3.1 Test Item & Test method:

	Test Item	Test Method
1	Thermal Shock	According to method EIA 364-32

3.2 Test condition:

Thermal Shock :a. -40 ~ +85°C.

b. 20Cycles.

c. Exposure time at temperature extremes: 0.5hour.

WIESON TECHNOLOGIES CO., LTD.

QUALIFICATION TEST REPORT

REPORT NO. : WSC-19T-78


3.3 Test Request:

Thermal Shock: a.No physical damage.

3.4 Test Value:

	Sample 1	Sample 2
Visual Inspect.	OK	OK
Thermal Shock	OK	OK
Visual Inspect.	OK	OK

3.5 Test picture.



3.6 Test Result:

Comment	PASS
---------	------

WIESON TECHNOLOGIES CO., LTD.

QUALIFICATION TEST REPORT

REPORT NO. : WSC-19T-78

4. Test Group 3 [Low Temperature]:

4.1 Test Item & Test method:

	Test Item	Test Method
1	Low Temperature	According to EIA 364 20

4.2 Test condition:

3.2.1 Low Temperature: Temperature: -10°C, Time: 48 hours.

4.3 Test Request:

3.3.1 No evidence of damage.

4.4 Test Value:


	Sample 1	Sample 2
Visual Inspect	OK	OK
Low Temperature	48H	48H
Visual Inspect	OK	OK

WIESON TECHNOLOGIES CO., LTD.

QUALIFICATION TEST REPORT

REPORT NO. : WSC-19T-78

4.5 Test picture.



4.6 Test Result:

Comment	PASS
---------	------

5. Test Group 4[Salt Spray]:

5.1 Test Item & Test method:

	Test Item	Test Method
1	Insulation Resistance	According to method EIA-364-21C
2	DWV	According to method EIA-364-20C
3	Salt Spray	According to method EIA 364-26B

5.2 Test condition:

5.2.1 Salt Spray: Temp : $35\pm 2^{\circ}\text{C}$, solution: 5%, PH value: 6.5 ~ 7.2,
Humidity: 95 ~ 98 % (R.H.), Duration: 48hours.

WIESON TECHNOLOGIES CO., LTD.

QUALIFICATION TEST REPORT

REPORT NO. : WSC-19T-78

5.3 Test Request:


5.3.1 Salt Spray:

a.No physical damage.

5.4 Test Value:

	Sample 1	Sample 2
Visual Inspection	OK	OK
Salt Spray	48H	48H
Visual Inspection	OK	OK

5.5 Test picture:



5.6 Test Result:

Comment	PASS
---------	------

WIESON TECHNOLOGIES CO., LTD.

QUALIFICATION TEST REPORT

REPORT NO. : WSC-19T-78

6.V.S.W.R TEST(After)

WIESON NO.	Test Item	2.5085 GHz	5.3580 GHz
GY196HC112-018	V.S.W.R	1.48	1.50
		1.50	1.48
		1.51	1.52

WIESON NO.	Test Item	2.4361 GHz	5.4666 GHz
GY196HC112-019	V.S.W.R	1.71	1.50
		1.64	1.52
		1.72	1.55

WIESON NO.	Test Item	2.4361 GHz	5.3098 GHz
GY196HC112-020	V.S.W.R	1.62	1.31
		1.62	1.28
		1.65	1.30

WIESON NO.	Test Item	5.1977 GHz
GY196HC112-021	V.S.W.R	1.25
		1.28
		1.29

6.1 Test Result:

Comment	PASS
---------	------

WIESON TECHNOLOGIES CO., LTD.

QUALIFICATION TEST REPORT

REPORT NO. : WSC-19T-78

Testing Equipment:

Instrument	Model
Vision Measurement Inspection System	PAO-I / QC-2000
Thermal Shock Tester	TERCHY / TS-72D
Humidity Chamber	KSON / THS-A7L+-150
Salt Spray Tester	TIEH MU JEN / HT-8052

UNDER BLANK

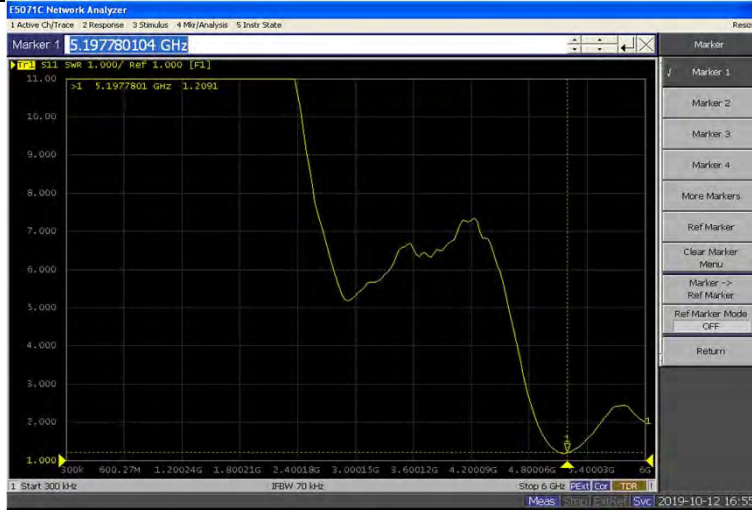
COMPONENT (Cpk) DATA SHEET

PART NO.:GY196HC112-021

PREPARED BY:

Date:

CHECKED BY:



VSWR

Item	5.1977 GHz				
1	1.21				
2	1.20				
3	1.19				
4	1.20				
5	1.18				
6	1.16				
7	1.22				
8	1.21				
9	1.21				
10	1.21				
11	1.20				
12	1.20				
13	1.19				
14	1.19				
15	1.17				
16	1.16				
17	1.18				
18	1.18				
19	1.20				
20	1.20				
21	1.20				
22	1.19				
23	1.19				
24	1.17				
25	1.22				
26	1.23				
27	1.25				
28	1.16				
29	1.18				
30	1.19				
31	1.16				
32	1.19				
Min.	1.16	0.00			
Max.	1.25	0.00			
Xbar	1.19	#DIV/0!			
S	0.02	#DIV/0!			
USL	2.00	2.00			
LSL	1.00	1.00			
Ca	0.61	#DIV/0!			
Cp	7.92	#DIV/0!			
CPU	12.78	#DIV/0!			
CPL	3.06	#DIV/0!			
Cpk	3.06	#DIV/0!			

型号 Type	RF-1.37/50	料号 P/N		
结构图 Structure drawing				
结构特性 Structure characteristics				
结构 Structure	项目 Item	标准值 Standard value		
①内导体 Inner conductor	材料 Material	镀锡铜线 Tinned copper wire		
	组成:总根数/单根外径(mm) Makeup:total / O.D. of every wire(mm)	7/0.102		
	(绞合)标称外径(mm) (Intertwist)NOM.O.D.(mm)	0.306±0.02		
②绝缘层 Insulation	材料 Material	聚全氟乙丙烯 FEP		
	颜色 Color	透明 Clarity		
	标称外径(mm) NOM.O.D.(mm)	0.9±0.03		
③外导体 Outer conductor	材料 Material	镀锡铜线 Tinned copper wire		
	组成:总根数/单根外径(mm) Makeup:total / O.D. of every wire(mm)	5/0.05		
	标称外径(mm) NOM.O.D.(mm)	1.13±0.05		
	覆盖率(%) Coverage ratio(%)	90±5		
④护套层 Jacket	材料 Material	聚全氟乙丙烯 FEP		
	颜色 Color	黑 Black		
	标称外径(mm) NOM.O.D.(mm)	1.37±0.05		
电性能特性 Electrical characteristics				
项目 Item	标准值 Standard value	项目 Item	标准值 Standard value 单位 Unit:dB/m	
电容(pF/m) Capacitance(pF/m)	96	衰减 Attenuation	1GHz	≤1.82
速率(%) Velocity(%)	70		2GHz	≤2.67
阻抗(Ω) Impedance(Ω)	50±2		3GHz	≤3.21
驻波比 Standing wave ratio	≤1.3@0~6GHz		4GHz	≤3.74
最大工作电压(V) Max.operating voltage(V)	1000		5GHz	≤4.27
最大工作频率(GHz) Max.operating frequency(GHz)	6		6GHz	≤4.80
可靠性 Dependability				
项目 Item	单位 Unit	标准值 Standard value		
最小弯曲半径(一次) Min.bending radius static	mm	5		
最小弯曲半径(重复) Min.bending radius repeated	mm	—		
工作温度范围 Operating temperature	℃	-55~+150		
包装 Packing				
项目 Item	单位 Unit	标准值 Standard value		
包装方式 Packing mode	/	纸盘 Papery plate		
每盘长度 The length of each plate	m	500		
每盘接头数 Each connector plate number	/	≤3		
每段最短长度 The shortest length of each root	m	≥10		
使用提示 Use tips				
存储环境 Storage environment	温度: 30℃以下; 湿度: 20%~65%			
最佳保存周期 The best save cycle	2个月; 2个月以上作业性下降, 如上锡效果变差, 但电性能不受影响。夏季高温高湿环境开剥后需尽快流转			
加工温度 Processing temperature	260℃的极限情况下, 可短时间承受; 300℃以上分子通常带有的等端基会分解; 400℃以上发生显著的热分解			
铁氟龙收缩 Teflon Shrink	固有材料特性。绝缘: 0.2mm以下; 护套: 0.3mm以下			
护套窜动 Jacket traverse	加工长度(护套残留长度)低于5cm易发生			
其他 Other				
特殊加工工艺, 请与供方协商后使用				

环境可靠性测试/Environmental Performance

1.保持力(1.13MHF)

测试项目/ Test project	保持力	测试编号/ Test No				
产品料号/ Part No:	GY196HC112系列	试验数量/ Number of test	6PCS			
产品规格/ specification	MHF TO PCB ANTENNA					
测试条件: Testing Conditions	1. 将待测物进行机械固定测试 2. 固定连接器与线材 3. 使用一定的力将连接器与线材与相关方向破坏性拉开					
测试结果/ Test result	<input checked="" type="checkbox"/> 合格/OK <input type="checkbox"/> 不合格/NG					
测试数据/Test data						
Test number	Sample-1	Sample-2	Sample-3	Sample-4	Sample-5	Sample-6
Test data	1.29	1.28	1.31	1.32	1.31	1.32
备注说明/ Remark						
MHF 端子与 1.13 线材拉力 1.0Kg MHF terminal and 1.13 C able pull 1.0Kg.						
测试/ Test	胡洲	审核/Check	徐宏奇	批准/Approve	姚作芳	

保持力(1.37MHF)

测试项目/ Test project	保持力		测试编号/ Test No			
产品料号/ Part No:	GY196HC112系列		试验数量/ Number of test		6PCS	
产品规格/ specification	MHF TO PBC ANTENNA					
测试条件: Testing Conditions	1. 将待测物进行机械固定测试 2. 固定连接器与线材 3. 使用一定的力将连接器与线材与相关方向破坏性拉开					
测试结果/ Test result	<input checked="" type="checkbox"/> 合格/OK <input type="checkbox"/> 不合格/NG					
测试数据/Test data						
Test number	Sample-1	Sample-2	Sample-3	Sample-4	Sample-5	Sample-6
Test data	2.91	2.93	2.95	2.92	3.11	3.15
备注说明/ Remark						
MHF 端子与 1.37 线材拉力 2.5Kg MHF terminal and 1.37 C able pull 2.50Kg.						
测试/ Test	胡洲	审核/Check	徐宏奇	批准/Approve	姚作芳	

N° 2016/70254.3

AFNOR Certification certifies that the management system implemented by:
AFNOR Certification certifie que le système de management mis en place par :

WIESON TECHNOLOGIES (DONG GUAN) CO., LTD.
东莞骅国电子有限公司

Unified Social Credit Code / Code Crédit Social Unifié / 统一社会信用代码 : 914419006181620014

for the following activities:
pour les activités suivantes :

DESIGN, MANUFACTURING AND SALES OF ELECTRONIC AND AUTOMOTIVE CONNECTORS, CABLES,
WIRE HARNESSSES, RF (RADIO FREQUENCY) AND ANTENNA PRODUCTS, PLASTIC INJECTION,
STAMPING PARTS, PLASTIC & HARDWARE MOLDS
电子和车用连接器、连接线、线束、无线射频天线产品、注塑成型部件、
冲压部件, 塑胶五金模具的设计、生产和销售

has been assessed and found to meet the requirements of:
a été évalué et jugé conforme aux exigences requises par :

ISO 9001 : 2015

and is developed on the following locations:
et est déployé sur les sites suivants :

XINBAOWEI INDUSTRIAL BUILDING, HUANGANG INDUSTRIAL ZONE, HOUIE TOWN,
DONGGUAN CITY, GUANGDONG PROVINCE, CHINA
中国广东省东莞市厚街镇环岗工业区新保威工业城

This certificate is valid from (year/month/day)
Ce certificat est valable à compter du (année/mois/jour)

2021-01-18

Until
Jusqu'au

2024-01-17



SignatureFournisseur



Scan this QR code to
check the validity of the
certificate.

Julien NIZRI
Managing Director of AFNOR Certification
Directeur Général d'AFNOR Certification

The electronic certificate only, available at www.afnor.org, attests in real-time that the company is certified. Seul le certificat électronique, consultable sur www.afnor.org, fait foi en temps réel de la certification de l'organisme. 管理系统COFRAC认可号码: n°4-0001. COFRAC accreditation n°4-0001. Management Systems Certification. Scope available on www.cofrac.fr. Accréditation COFRAC n°4-0001. Certification de Systèmes de management. Portée disponible sur www.cofrac.fr. 本证书信息可在国家认监委网站 WWW.CNCA.GOV.CN查询. The certificate information is available on www.cnca.gov.cn. L'information relative au certificat est disponible sur le site www.cnca.gov.cn. The certified organization shall regularly approve any surveillance audit and be found to conform with the requirements of the standard for the certificate to be maintained. L'entreprise certifiée doit autoriser les audits de surveillance prévus et être jugée conforme aux exigences du référentiel pour que le certificat soit maintenu. 获证组织必须定期接受监督审核并经审核合格此证书方继续有效. AFAQ is a registered trademark. AFAQ est une marque déposée. CERTIF 1493-6- 07/2020