

# QUICK START GUIDE

HITRON  
CGNV5


Read me  
First!



- Connect to the internet
- Connect phone


## Connect the coaxial cable to the connector

**STEP 2** Connect the coaxial cable from the cable outlet to the connector of the device.



## Connect the phone to the voice port

**STEP 4** Use the phone cord to connect your phone to the Voice Port and wait for a dial tone before using.

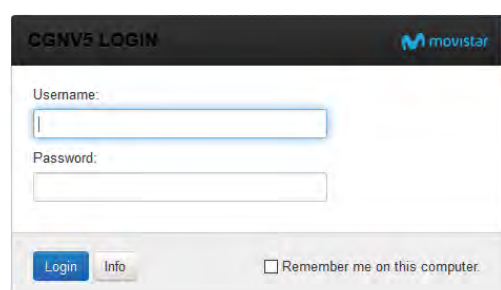


## User configuration (optional)

**STEP 6** Your device has a configuration interface that allows you to fully control the behavior of the device. In a web browser, enter the IP of the device in the address bar and make sure that your PC is on the same subnet as device. On the screen that appears, enter the username and password.

Dirección Web: <https://192.168.1.1>  
Usuario: **admin**  
Contraseña: **#BBAADD@CCFFEE\***

IP del dispositivo:  
Modo Router: 192.168.1.1  
Modo Bridge: 192.168.100.1




## Check the contents of the box

**Step 1** Make sure you have the following:



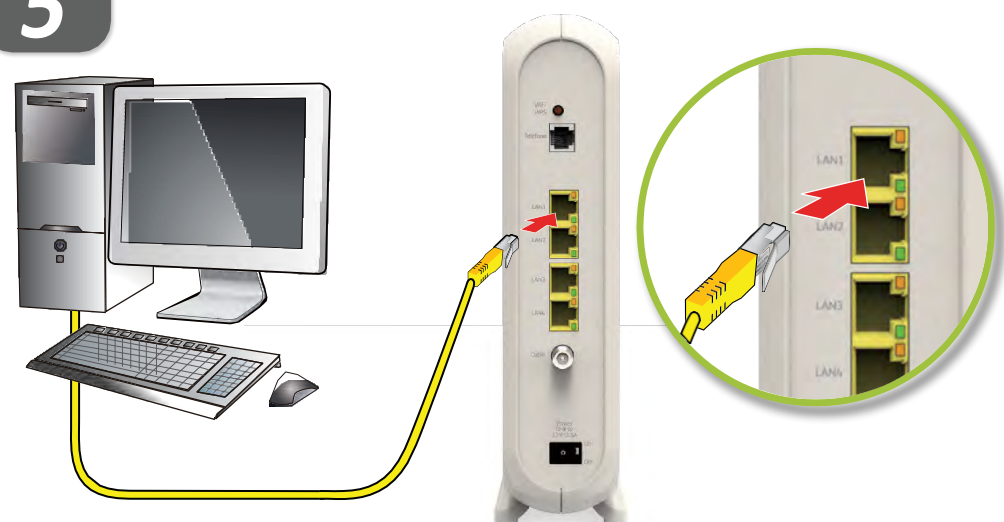
## Connect power

**STEP 3** Connect the power adaptor to the power port and switch to "ON".



## Connect your computer to the device

**STEP 5** Use the Ethernet cable that comes with the device to connect your computer to one of the LAN ports



## Connect your computer to the wireless network

**STEP 7** Connect the wireless devices with the correct SSID and password. If they have not been changed, the default values are indicated on the sticker on the back of the equipment.

Connect your wireless device with WPS function. Enter the setting interface (refer to step 6), Enter the Wireless page to Enable WPS and set the AES encryption mode, then press Save changes.



SSID-2.4G: YZ1234567890  
SSID-5G: YZ1234567890  
Contraseña: 9876543210YZ



Press this button to start the WPS Push Button (PBC) setup process. Press on the PBC button of your wireless clients within the coverage area within the two minutes allowed to join the wireless network.

# Installation complete

STEP

8









Congratulations! You have successfully configured your CGNV5. If you have a problem, see the next section for help identifying the cause.

IP Address

If the CGNV5 successfully connects to the network (see LED Panel) but you cannot access the internet from a connected computer, it is possible that the IP address of your computer is not configured correctly. In the network settings of the computer, make sure that it is configured to receive an IP address automatically (recommended) or that it has a static IP address in the range 192.168.1.2 ~ 192.168.1.253.

For more information, see the help documentation for your operating system.

## LED display

 Power	Green	Power received and normal.	 LAN	Green-Blinking	The traffic pass through LAN.
	Dark	No power.		Green-Steady	LAN is activated.
 Downstream	Green-Blinking	The modem is searching for the DOWNSTREAM Frequency.	 WiFi (2.4GHz)	Dark	LAN is disabled.
	Green-Steady	Downstream frequency is locked.		Green-Blinking	The traffic pass through 2.4G WiFi.
	Blue-Steady	is successfully engaged in channel bonding on the downstream connection.		Green-Steady	2.4G WiFi is activated.
 Upstream	Dark	Not scanning	 WiFi (5GHz)	Dark	2.4G WiFi is disabled.
	Green-Blinking	The modem is ranging on the UPSTREAM Frequency.		Green-Blinking	The traffic pass through 5G WiFi.
	Green-Steady	Upstream ranging done. Conectado is successfully engaged in channel bonding on the upstream connection.		Green-Steady	5G WiFi is activated.
 Statu	Blue-Steady	Not scanning	 LINE	Dark	5G WiFi is disabled.
	Dark	Registration in progress (cable interface acquires IP, time of day, cable modem settings)		Green	Phone is online.
	Green-Blinking	Register success.		Green-blinking	Phone is ringing.
	Green-Steady	Not registered		Dark	Phone is offline.

## Safety warnings



### WARNING

Risk of electrical shock. Do not expose the device to water or moisture.

The device is a high-performance communications device designed for home and office environments. Do not use the device outdoors.

Keep the device in an environment between 0°C - 40°C (32°F - 104°F). To avoid overheating, do NOT place any object on top of the device.

Do not restrict the flow of air around the device. The manufacturer assumes no liabilities for damage caused by any improper use of the device.

This device complies with Part 15 of the FCC Rules. Operation is subject to the following two conditions:

- (1) This device may not cause harmful interference, and
- (2) This device must accept any interference received, including interference that may cause undesired operation.

### DISCLAIMER

The manufacturer assumes no liabilities with respect to the contents of this document. The manufacturer also reserves the right to revise this document or update the content thereof without any obligation to notify any person of such revisions or amendments. Specifications subject to change without notice.

### CAUTION

The cable distribution system should be grounded (earthed) in accordance with ANS/NFPA 70, the National Electrical Code (NEC), in particular Section 820.93, Grounding of Outer Conductive Shield of a Coaxial Cable.

## FCC STATEMENTS



### Federal Communication Commission Interference Statement

This equipment has been tested and found to comply with the limits for a Class B digital device, pursuant to Part 15 of the FCC Rules. These limits are designed to provide reasonable protection against harmful interference in a residential installation. This equipment generates, uses and can radiate radio frequency energy and, if not installed and used in accordance with the instructions, may cause harmful interference to radio communications. However, there is no guarantee that interference will not occur in a particular installation. If this equipment does cause harmful interference to radio or television reception, which can be determined by turning the equipment off and on, the user is encouraged to try to correct the interference by one of the following measures:

- Reorient or relocate the receiving antenna.
- Increase the separation between the equipment and receiver.
- Connect the equipment into an outlet on a circuit different from that to which the receiver is connected.
- Consult the dealer or an experienced radio/TV technician for help.

FCC Caution: Any changes or modifications not expressly approved by the party responsible for compliance could void the user's authority to operate this equipment.

This device complies with Part 15 of the FCC Rules. Operation is subject to the following two conditions: (1) This device may not cause harmful interference, and (2) this device must accept any interference received, including interference that may cause undesired operation.

For product available in the USA/Canada market, only channel 1~11 can be operated. Selection of other channels is not possible.

This device and its antennas(s) must not be co-located or operating in conjunction with any other antenna or transmitter except in accordance with FCC multi-transmitter product procedures.

This device is going to be operated in 5.15~5.25GHz frequency range, it is restricted in indoor environment only.

### IMPORTANT NOTE:

#### FCC Radiation Exposure Statement:

This equipment complies with FCC radiation exposure limits set forth for an uncontrolled environment. This equipment should be installed and operated with minimum distance 20cm between the radiator & your body.

## IC STATEMENTS

This device complies with Industry Canada license-exempt RSS standard(s). Operation is subject to the following two conditions: (1) this device may not cause interference, and (2) this device must accept any interference, including interference that may cause undesired operation of the device.

*Le présent appareil est conforme aux CNR d'Industrie Canada applicables aux appareils radio exempts de licence. L'exploitation est autorisée aux deux conditions suivantes : (1) l'appareil ne doit pas produire de brouillage, et (2) l'utilisateur de l'appareil doit accepter tout brouillage radioélectrique subi, même si le brouillage est susceptible d'en compromettre le fonctionnement.*

For product available in the USA/Canada market, only channel 1~11 can be operated. Selection of other channels is not possible.

*Pour les produits disponibles aux États-Unis / Canada du marché, seul le canal 1 à 11 peuvent être exploités. Sélection d'autres canaux n'est pas possible.*

This device and its antennas(s) must not be co-located or operating in conjunction with any other antenna or transmitter except in accordance with IC multi-transmitter product procedures.

*Cet appareil et son antenne (s) ne doit pas être co-localisés ou fonctionnement en association avec une autre antenne ou transmetteur.*

The device for the band 5150-5250 MHz is only for indoor usage to reduce potential for harmful interference to co-channel mobile satellite systems.

*les dispositifs fonctionnant dans la bande 5150-5250 MHz sont réservés uniquement pour une utilisation à l'intérieur afin de réduire les risques de brouillage préjudiciable aux systèmes de satellites mobiles utilisant les mêmes canaux;*

#### IC Radiation Exposure Statement:

This equipment complies with IC RSS-102 radiation exposure limits set forth for an uncontrolled environment. This equipment should be installed and operated with minimum distance 20cm between the radiator & your body.

*Cet équipement est conforme aux limites d'exposition aux rayonnements IC établies pour un environnement non contrôlé. Cet équipement doit être installé et utilisé avec un minimum de 20cm de distance entre la source de rayonnement et votre corps.*

## UL and NOM-019

### Warning:

the cable distribution system should be grounded (earthed) in accordance with ANSI / NFPA 70, National Electrical Code (NEC), in particular Section 820.93, Grounding of Outer Conductive Shield of a Coaxial Cable.

### "CAUTION"

1. RISK OF EXPLOSION IF BATTERY IS REPLACED BY AN INCORRECT TYPE TO DISPOSE OF USED BATTERIES ACCORDING TO INSTRUCTED.
2. Unambiguous reference to service documentation for instructions for replacement of fuses replaceable only by service personnel
3. For telecommunication type connectors and terminals not used for connection to the telecommunication network should be provided with a marking identifying the specific function or circuit characteristic the connector or terminal is used for.

Connector: RJ-45 'Ethernet 1, 2, 3, 4'

### advertencia:

el sistema de distribución de cable debe estar conectado a tierra (masa) de acuerdo con ANSI / NFPA 70, Código Eléctrico Nacional (NEC), en particular la Sección 820.93, Conexión a tierra de revestimientos conductores externos de un cable coaxial.

### "PRECAUCIÓN"

1. RIESGO DE EXPLOSIÓN SI SE SUSTITUYE LA BATERÍA POR UN TIPO INCORRECTO PARA ELIMINAR LAS BATERÍAS USADAS SEGÚN LAS INSTRUCCIONES.
2. Referencia inequívoca a la documentación de servicio para obtener instrucciones sobre la sustitución de fusibles sustituibles sólo por personal de servicio
3. Para conectores de tipo de telecomunicaciones y terminales no usados para la conexión a la red de telecomunicaciones deben estar provistos de un marcado identificación de la función o característica específica del circuito del conector o terminal se utiliza para.

Conector: RJ-45 'Ethernet 1, 2, 3, 4'

## NOM-121

La operación de este equipo está sujeta a las siguientes dos condiciones:

- (1) es posible que este equipo o dispositivo no cause interferencia perjudicial y
- (2) este equipo o dispositivo debe aceptar cualquier interferencia, incluyendo la que pueda causar su operación no deseada.



**CAUTION:**

Risk of Explosion if Battery is replaced by an Incorrect Type. Dispose of Used Batteries According to the Instructions.

The cable distribution system should be grounded (earthed) in accordance with ANSI / NFPA 70, National Electrical Code (NEC), in particular Section 820.93, Grounding of Outer Conductive Shield of a Coaxial Cable.

Unambiguous reference to service documentation for instructions for replacement of fuses replaceable only by service personnel.

For telecommunication type connectors and terminals not used for connection to the telecommunication network should be provided with a marking identifying the specific function or circuit characteristic the connector or terminal is used for.

**ATTENTION:**

Il y a risque d'explosion si la batterie est remplacée par une batterie de type incorrect. Mettre au rebut les batteries usagées conformément aux instructions.

le système de distribution par câble doit être mis à la terre ( la terre) conformément à la norme ANSI / NFPA 70 , National Electrical Code ( NEC ), en particulier l'article 820.93 , la terre du blindage conducteur extérieur d'un câble coaxial.

Référence sans ambiguïté à la documentation de service pour obtenir des instructions pour le remplacement des fusibles remplaçables par un personnel de service.

Pour les connecteurs de type de télécommunication et les terminaux ne sont pas utilisées pour le raccordement au réseau de télécommunication doivent être pourvus d'un marquage d'identification de la fonction spécifique ou une caractéristique du circuit du connecteur ou d'un terminal est utilisé pour.