



FCC RADIO TEST REPORT

FCC ID : 2AHKM-CGNV5TFC
Equipment : 24X8 P6 DBCC WiFi eMTA
Brand Name : hitron
Model Name : CGNV5
Applicant : Hitron Technologies Inc.
No. 1-8, Li-Hsin 1st Rd. Hsinchu Science Park,
Hsinchu 30078, Taiwan
Manufacturer : Hitron Technologies Inc.
No. 1-8, Li-Hsin 1st Rd. Hsinchu Science Park,
Hsinchu 30078, Taiwan
Standard : 47 CFR FCC Part 15.407

The product was received on Oct. 29, 2020, and testing was started from Nov. 30, 2020 and completed on Jan. 11, 2021. We, SPORTON INTERNATIONAL INC. EMC & Wireless Communications Laboratory, would like to declare that the tested sample has been evaluated in accordance with the procedures given in ANSI C63.10-2013 and shown compliance with the applicable technical standards.

The test results in this report apply exclusively to the tested model / sample. Without written approval of SPORTON INTERNATIONAL INC. EMC & Wireless Communications Laboratory, the test report shall not be reproduced except in full.



Approved by: Cliff Chang

SPORTON INTERNATIONAL INC. EMC & Wireless Communications Laboratory
No. 52, Huaya 1st Rd., Guishan Dist., Taoyuan City, Taiwan (R.O.C.)



Table of Contents

History of this test report.....3

Summary of Test Result.....4

1 General Description5

1.1 Information.....5

1.2 Applicable Standards8

1.3 Testing Location Information.....8

1.4 Measurement Uncertainty9

2 Test Configuration of EUT10

2.1 Test Channel Mode10

2.2 The Worst Case Measurement Configuration.....11

2.3 EUT Operation during Test11

2.4 Accessories12

2.5 Support Equipment.....12

2.6 Test Setup Diagram13

3 Transmitter Test Result16

3.1 AC Power-line Conducted Emissions16

3.2 Emission Bandwidth.....18

3.3 Maximum Conducted Output Power19

3.4 Peak Power Spectral Density.....21

3.5 Unwanted Emissions.....24

4 Test Equipment and Calibration Data29

Appendix A. Test Results of AC Power-line Conducted Emissions

Appendix B. Test Results of Emission Bandwidth

Appendix C. Test Results of Maximum Conducted Output Power

Appendix D. Test Results of Peak Power Spectral Density

Appendix E. Test Results of Unwanted Emissions

Appendix F. Test Photos

Photographs of EUT v01



Summary of Test Result

Report Clause	Ref Std. Clause	Test Items	Result (PASS/FAIL)	Remark
1.1.2	15.203	Antenna Requirement	PASS	-
3.1	15.207	AC Power-line Conducted Emissions	PASS	-
3.2	15.407(a)	Emission Bandwidth	PASS	-
3.3	15.407(a)	Maximum Conducted Output Power	PASS	-
3.4	15.407(a)	Peak Power Spectral Density	PASS	-
3.5	15.407(b)	Unwanted Emissions	PASS	-

Declaration of Conformity:

The test results with all measurement uncertainty excluded are presented in accordance with the regulation limits or requirements declared by manufacturers.

Comments and Explanations:

The declared of product specification for EUT presented in the report are provided by the manufacturer, and the manufacturer takes all the responsibilities for the accuracy of product specification.

Reviewed by: Sam Chen

Report Producer: Wendy Pan



1 General Description

1.1 Information

1.1.1 RF General Information

Frequency Range (MHz)	IEEE Std. 802.11	Ch. Frequency (MHz)	Channel Number
5150-5250	a, n (HT20), ac (VHT20)	5180-5240	36-48 [4]
5725-5850		5745-5825	149-165 [5]
5150-5250	n (HT40), ac (VHT40)	5190-5230	38-46 [2]
5725-5850		5755-5795	151-159 [2]
5150-5250	ac (VHT80)	5210	42 [1]
5725-5850		5775	155 [1]

Band	Mode	BWch (MHz)	Nant
5.15-5.25GHz	802.11a	20	4TX
5.15-5.25GHz	802.11n HT20	20	4TX
5.15-5.25GHz	802.11ac VHT20	20	4TX
5.15-5.25GHz	802.11n HT40	40	4TX
5.15-5.25GHz	802.11ac VHT40	40	4TX
5.15-5.25GHz	802.11ac VHT80	80	4TX
5.725-5.85GHz	802.11a	20	4TX
5.725-5.85GHz	802.11n HT20	20	4TX
5.725-5.85GHz	802.11ac VHT20	20	4TX
5.725-5.85GHz	802.11n HT40	40	4TX
5.725-5.85GHz	802.11ac VHT40	40	4TX
5.725-5.85GHz	802.11ac VHT80	80	4TX

Note:

- ♦ 11a, HT20 and HT40 use a combination of OFDM-BPSK, QPSK, 16QAM, 64QAM modulation.
- ♦ VHT20, VHT40, VHT80 use a combination of OFDM-BPSK, QPSK, 16QAM, 64QAM, 256QAM modulation.
- ♦ BWch is the nominal channel bandwidth.



1.1.2 Antenna Information

Ant.	Port		Brand	Model Name	Type	Connector	Gain (dBi)
	2.4GHz	5GHz					
1	3	-	LYNWAVE	ALX20P-051AA7-00	Dipole	I-PEX	2.9
2	2	-	LYNWAVE	ALX20P-051AA8-00	Dipole	I-PEX	2.6
3	1	-	LYNWAVE	ALX20P-051AA9-00	Dipole	I-PEX	3.3
4	-	4	LYNWAVE	ALX20P-091AAG-00	Dipole	I-PEX	3.4
5	-	3	LYNWAVE	ALX20P-091AAH-00	Dipole	I-PEX	3.5
6	-	2	LYNWAVE	ALX20P-091AAJ-00	Dipole	I-PEX	3.9
7	-	1	LYNWAVE	ALX20P-091AAK-00	Dipole	I-PEX	3.6

Note 1: The above information was declared by manufacturer.

Note 2: The EUT has seven antennas.

<For 2.4GHz Band>

For IEEE 802.11b mode (1TX/1RX)

Only Port 1 can be used as transmitting/receiving.

For IEEE 802.11g/n mode (3TX/3RX)

Port 1, Port 2 and Port 3 could transmit/receive simultaneously.

<For 5GHz Band>

For IEEE 802.11a/n/ac mode (4TX/4RX)

Port 1, Port 2, Port 3 and Port 4 could transmit/receive simultaneously.



1.1.3 Mode Test Duty Cycle

Mode	DC	DCF(dB)	T(s)	VBW(Hz) ≥ 1/T
802.11a	0.983	0.07	n/a (DC>=0.98)	n/a (DC>=0.98)
802.11ac VHT20	0.983	0.07	n/a (DC>=0.98)	n/a (DC>=0.98)
802.11ac VHT40	0.967	0.15	657.5u	3k
802.11ac VHT80	0.931	0.31	325u	10k

Note:

- ◆ DC is Duty Cycle.
- ◆ DCF is Duty Cycle Factor.

1.1.4 EUT Operational Condition

EUT Power Type	From Power Adapter		
Beamforming Function	<input type="checkbox"/> With beamforming	<input checked="" type="checkbox"/> Without beamforming	
Function	<input type="checkbox"/> Outdoor P2M	<input checked="" type="checkbox"/> Indoor P2M	
	<input type="checkbox"/> Fixed P2P	<input type="checkbox"/> Client	
Test Software Version	Lantiq DUT Version 540.81		

Note: The above information was declared by manufacturer.



1.2 Applicable Standards

According to the specifications of the manufacturer, the EUT must comply with the requirements of the following standards:

- ◆ 47 CFR FCC Part 15
- ◆ ANSI C63.10-2013
- ◆ FCC KDB 789033 D02 v02r01

The following reference test guidance is not within the scope of accreditation of TAF.

- ◆ FCC KDB 662911 D01 v02r01
- ◆ FCC KDB 412172 D01 v01r01
- ◆ FCC KDB 414788 D01 v01r01

1.3 Testing Location Information

Testing Location		
<input type="checkbox"/>	HWA YA	ADD : No. 52, Huaya 1st Rd., Guishan Dist., Taoyuan City, Taiwan (R.O.C.) TEL : 886-3-327-3456 FAX : 886-3-327-0973
<input checked="" type="checkbox"/>	JHUBEI	ADD : No.8, Ln. 724, Bo'ai St., Zhubei City, Hsinchu County 302, Taiwan (R.O.C.) TEL : 886-3-656-9065 FAX : 886-3-656-9085

Test Condition	Test Site No.	Test Engineer	Test Environment (°C / %)	Test Date
RF Conducted	TH02-CB	Brian Sun	21.5~23 / 57~58	Dec. 04, 2020
Radiated<1GHz	03CH06-CB	Bruce Yang	14.9~15.4 / 54~56	Nov. 30, 2020 ~ Jan. 08, 2021
Radiated>1GHz	03CH01-CB	Bruce Yang	24.1~24.9 / 56~58	Nov. 30, 2020 ~ Jan. 08, 2021
AC Conduction	CO01-CB	Zack Kuo	20~21 / 48~49	Jan. 11, 2021

Test site Designation No. TW0006 with FCC
Test site registered number IC 4086D with Industry Canada.



1.4 Measurement Uncertainty

ISO/IEC 17025 requires that an estimate of the measurement uncertainties associated with the emissions test results be included in the report. The measurement uncertainties given below are based on a 95% confidence level (based on a coverage factor (k=2))

Test Items	Uncertainty	Remark
Conducted Emission (150kHz ~ 30MHz)	2.0 dB	Confidence levels of 95%
Radiated Emission (9kHz ~ 30MHz)	3.8 dB	Confidence levels of 95%
Radiated Emission (30MHz ~ 1,000MHz)	5.6 dB	Confidence levels of 95%
Radiated Emission (1GHz ~ 18GHz)	5.0 dB	Confidence levels of 95%
Radiated Emission (18GHz ~ 40GHz)	4.9 dB	Confidence levels of 95%
Conducted Emission	2.8 dB	Confidence levels of 95%
Output Power Measurement	1.4 dB	Confidence levels of 95%
Power Density Measurement	2.8 dB	Confidence levels of 95%
Bandwidth Measurement	0.4%	Confidence levels of 95%



2 Test Configuration of EUT

2.1 Test Channel Mode

Mode	Power Setting
802.11a_Nss1,(6Mbps)_4TX	-
5180MHz	22.5
5200MHz	23
5240MHz	23
5745MHz	23
5785MHz	23
5825MHz	23
802.11ac VHT20_Nss1,(MCS0)_4TX	-
5180MHz	19.5
5200MHz	23
5240MHz	23
5745MHz	23
5785MHz	23
5825MHz	23
802.11ac VHT40_Nss1,(MCS0)_4TX	-
5190MHz	15.5
5230MHz	23
5755MHz	23
5795MHz	23
802.11ac VHT80_Nss1,(MCS0)_4TX	-
5210MHz	15
5775MHz	23



2.2 The Worst Case Measurement Configuration

The Worst Case Mode for Following Conformance Tests	
Tests Item	AC power-line conducted emissions
Condition	AC power-line conducted measurement for line and neutral
Operating Mode	CTX
1	CTX - WLAN 2.4GHz
2	CTX - WLAN 5GHz
For operating mode 1 is the worst case and it was record in this test report.	

The Worst Case Mode for Following Conformance Tests	
Tests Item	Emission Bandwidth Maximum Conducted Output Power Peak Power Spectral Density
Test Condition	Conducted measurement at transmit chains

The Worst Case Mode for Following Conformance Tests	
Tests Item	Unwanted Emissions
Test Condition	Radiated measurement If EUT consist of multiple antenna assembly (multiple antenna are used in EUT regardless of spatial multiplexing MIMO configuration), the radiated test should be performed with highest antenna gain of each antenna type.
Operating Mode < 1GHz	CTX
1	CTX - WLAN 2.4GHz
2	CTX - WLAN 5GHz
For operating mode 1 is the worst case and it was record in this test report.	
Operating Mode > 1GHz	CTX

The Worst Case Mode for Following Conformance Tests	
Tests Item	Simultaneous Transmission Analysis - Co-location RF Exposure Evaluation
Operating Mode	
1	WLAN 2.4GHz + WLAN 5GHz
Refer to Sporton Test Report No.: FA9O1614-01 for Co-location RF Exposure Evaluation.	

Note: The EUT can only be used at Y axis position.

2.3 EUT Operation during Test

The EUT was programmed to be in continuously transmitting mode.



2.4 Accessories

Accessories			
Equipment Name	Brand Name	Model Name	Rating
Adapter	APD	WA-30P12FU	INPUT: 100-240V ~ 50-60Hz, 0.9A Max. OUTPUT: 12V, 2.5A
Other			
RJ-45 cable*1: Non-shielded 1.5m			

2.5 Support Equipment

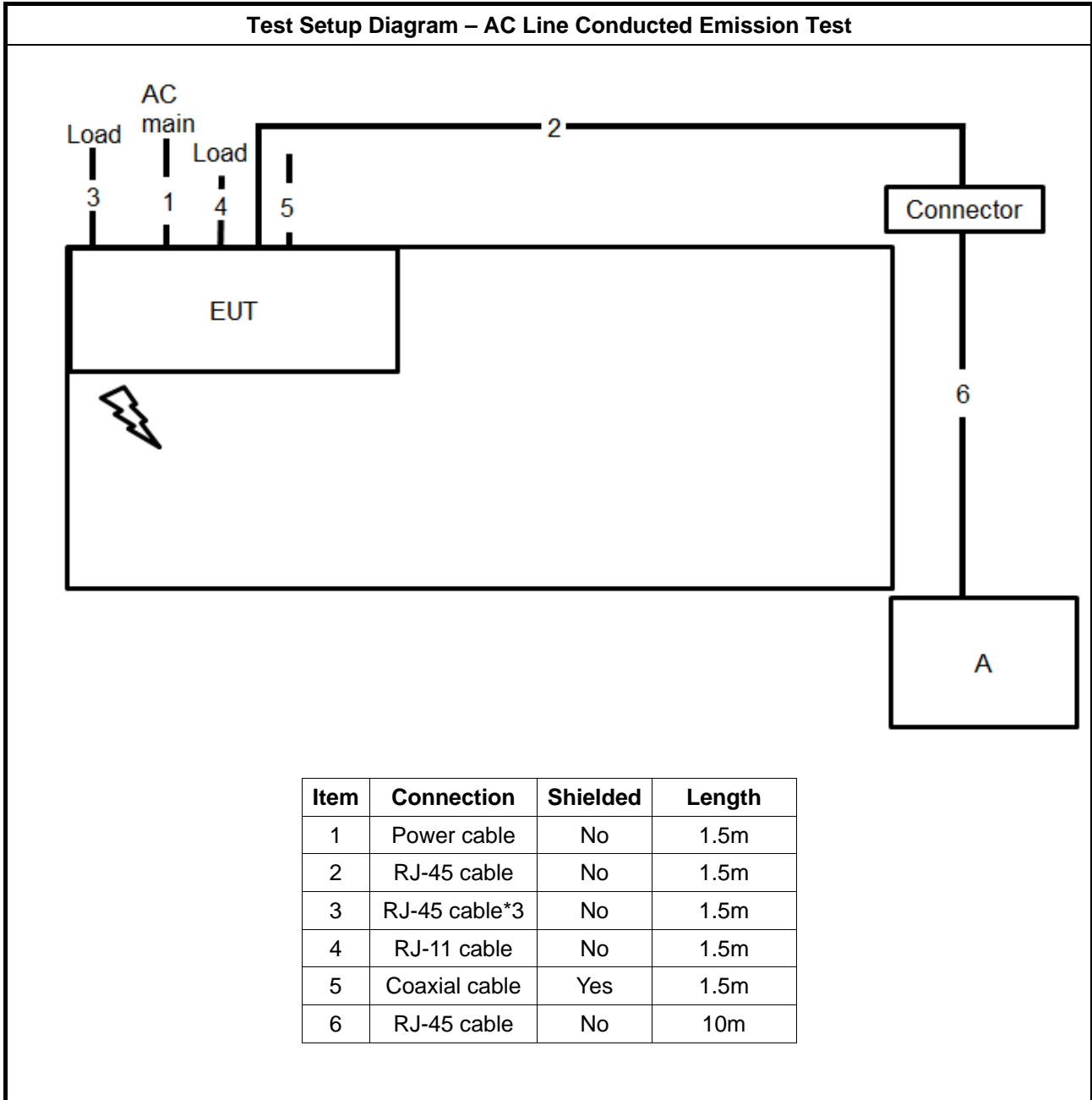
For AC Conduction:

Support Equipment				
No.	Equipment	Brand Name	Model Name	FCC ID
A	LAN NB	DELL	E6430	N/A

For Radiated and RF Conducted:

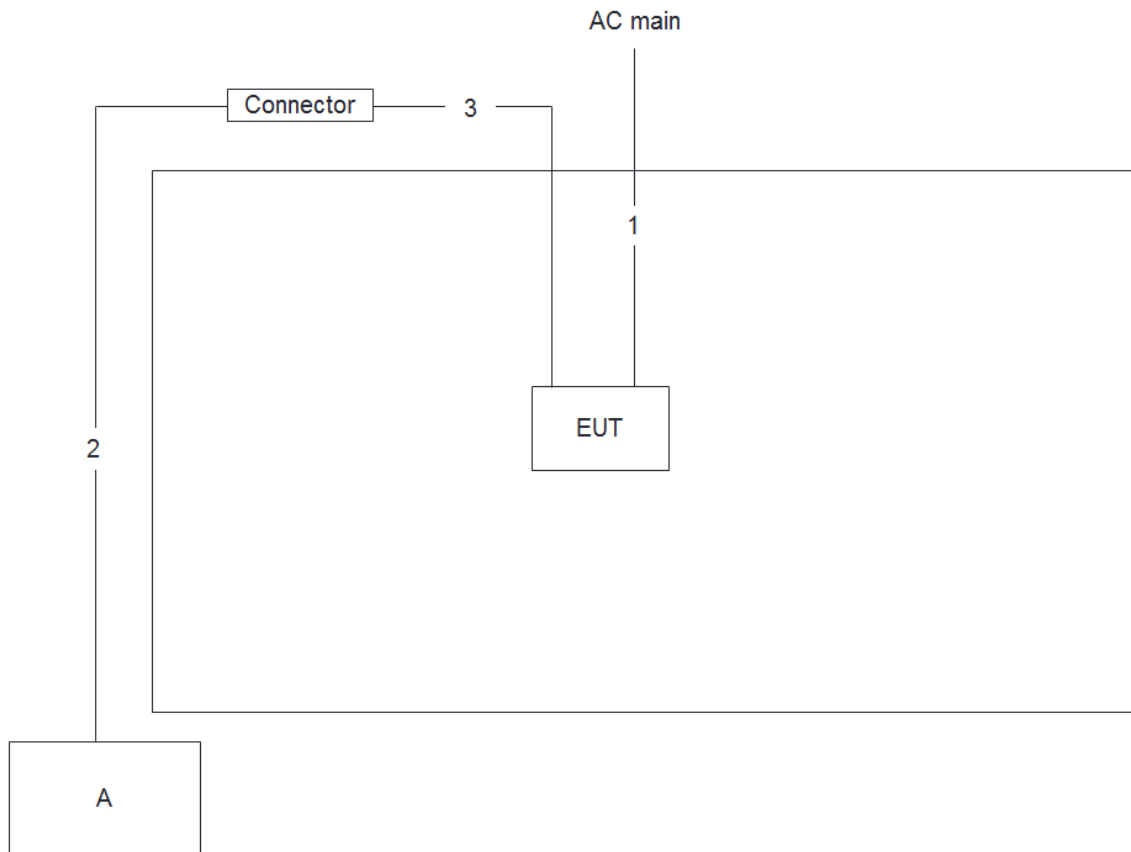
Support Equipment				
No.	Equipment	Brand Name	Model Name	FCC ID
A	Notebook	DELL	E4300	N/A

2.6 Test Setup Diagram





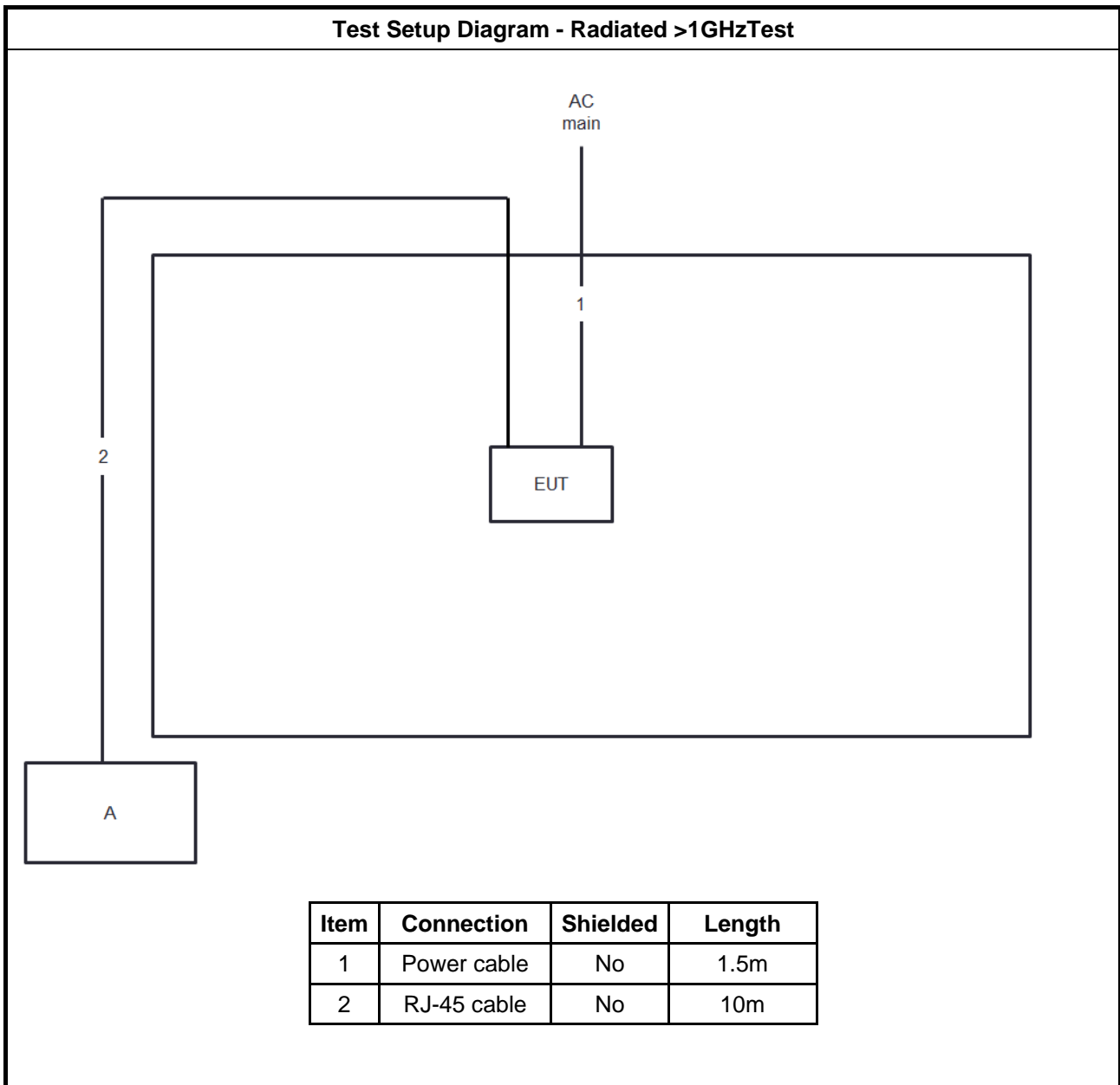
Test Setup Diagram - Radiated <1GHz Test



Item	Connection	Shielded	Length
1	Power cable	No	1.5m
2	RJ-45 cable	No	10m
3	RJ-45 cable	No	1.5m



Test Setup Diagram - Radiated >1GHzTest



Item	Connection	Shielded	Length
1	Power cable	No	1.5m
2	RJ-45 cable	No	10m



3 Transmitter Test Result

3.1 AC Power-line Conducted Emissions

3.1.1 AC Power-line Conducted Emissions Limit

AC Power-line Conducted Emissions Limit		
Frequency Emission (MHz)	Quasi-Peak	Average
0.15-0.5	66 - 56 *	56 - 46 *
0.5-5	56	46
5-30	60	50

Note 1: * Decreases with the logarithm of the frequency.

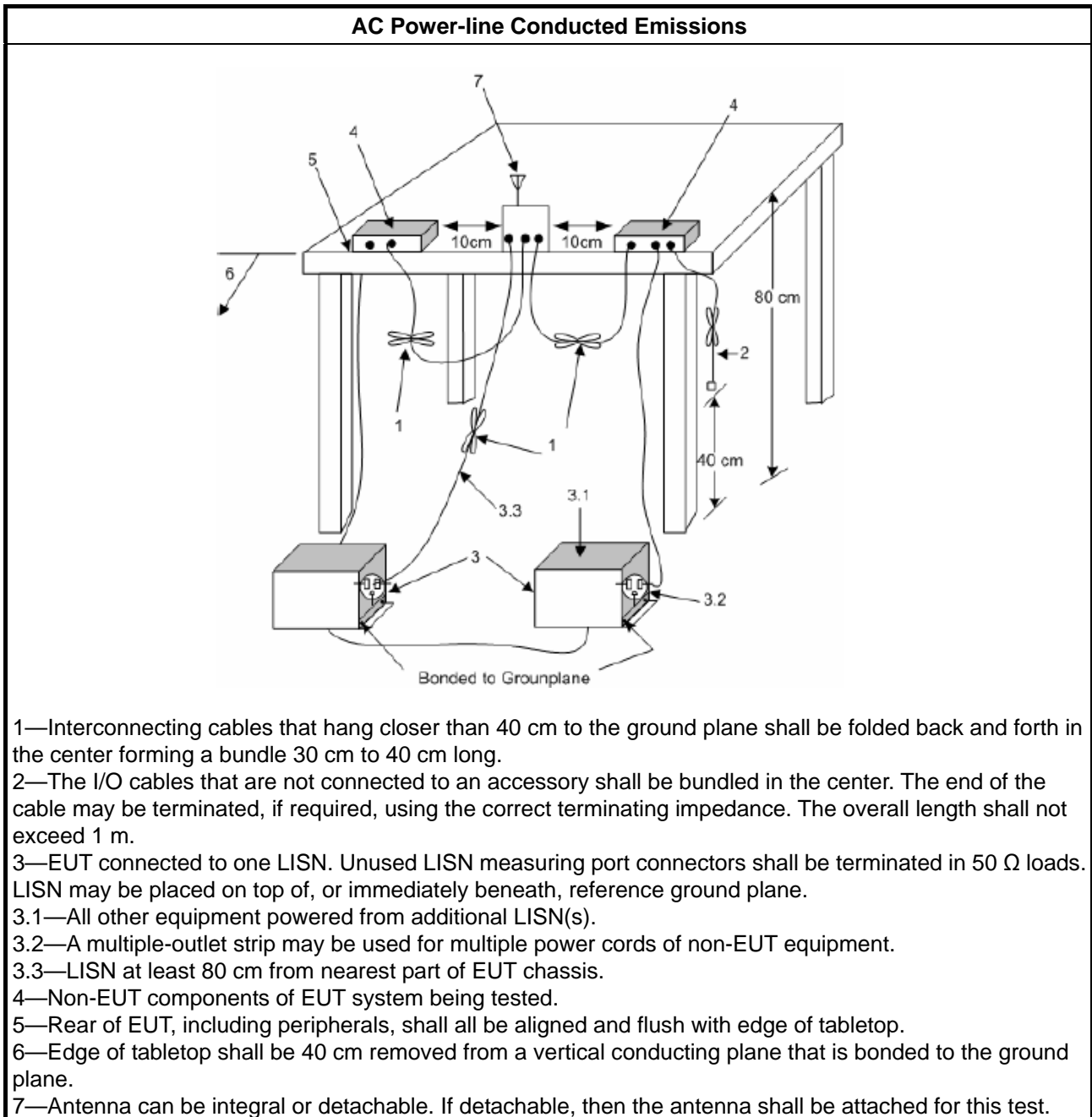
3.1.2 Measuring Instruments

Refer a test equipment and calibration data table in this test report.

3.1.3 Test Procedures

Test Method
<input checked="" type="checkbox"/> Refer as ANSI C63.10-2013, clause 6.2 for AC power-line conducted emissions.

3.1.4 Test Setup



3.1.5 Measurement Results Calculation

The measured Level is calculated using:

- a. Corrected Reading: LISN Factor (LISN) + Attenuator (AT/AUX) + Cable Loss (CL) + Read Level (Raw) = Level
- b. Margin = -Limit + Level

3.1.6 Test Result of AC Power-line Conducted Emissions

Refer as Appendix A

3.2 Emission Bandwidth

3.2.1 Emission Bandwidth Limit

Emission Bandwidth Limit	
UNII Devices	
<input checked="" type="checkbox"/>	For the 5.15-5.25 GHz band, N/A
<input type="checkbox"/>	For the 5.25-5.35 GHz band, the maximum conducted output power shall not exceed the lesser of 250 mW or 11 dBm + 10 log B, where B is the 26 dB emission bandwidth in MHz.
<input type="checkbox"/>	For the 5.47-5.725 GHz band, the maximum conducted output power shall not exceed the lesser of 250 mW or 11 dBm + 10 log B, where B is the 26 dB emission bandwidth in MHz.
<input checked="" type="checkbox"/>	For the 5.725-5.85 GHz band, 6 dB emission bandwidth ≥ 500kHz.
LE-LAN Devices	
<input type="checkbox"/>	For the band 5.15-5.25 GHz, the maximum e.i.r.p. shall not exceed 200 mW or 10 + 10 log B, dBm, whichever power is less. B is the 99% emission bandwidth in MHz.
<input type="checkbox"/>	For the 5.25-5.35 GHz band, the maximum e.i.r.p. shall not exceed 1.0 W or 17 + 10 log B, dBm, whichever power is less. B is the 99% emission bandwidth in MHz
<input type="checkbox"/>	For the 5.47-5.6 GHz band and 5.65-5.725 GHz band, the maximum e.i.r.p. shall not exceed 1.0 W or 17 + 10 log B, dBm, whichever power is less. B is the 99% emission bandwidth in MHz
<input type="checkbox"/>	For the 5.725-5.85 GHz band, 6 dB emission bandwidth ≥ 500kHz.

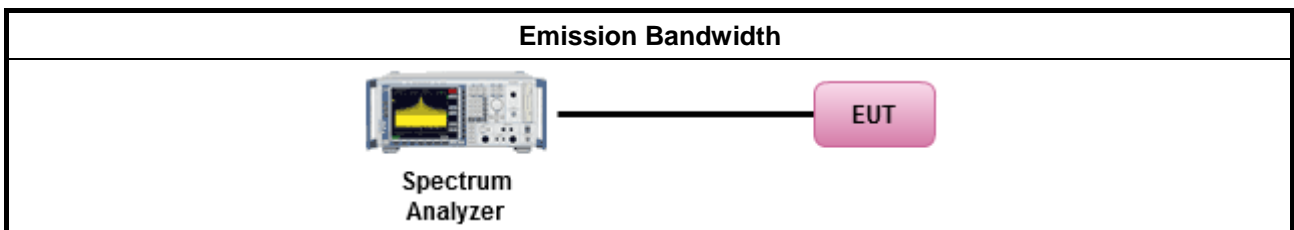
3.2.2 Measuring Instruments

Refer a test equipment and calibration data table in this test report.

3.2.3 Test Procedures

Test Method							
<ul style="list-style-type: none"> ▪ For the emission bandwidth shall be measured using one of the options below: <table border="1" style="width: 100%; border-collapse: collapse;"> <tr> <td style="width: 30px;"><input checked="" type="checkbox"/></td> <td>Refer as FCC KDB 789033, clause C for EBW and clause D for OBW measurement.</td> </tr> <tr> <td><input type="checkbox"/></td> <td>Refer as ANSI C63.10, clause 6.9.1 for occupied bandwidth testing.</td> </tr> <tr> <td><input type="checkbox"/></td> <td>Refer as IC RSS-Gen, clause 4.6 for bandwidth testing.</td> </tr> </table> 		<input checked="" type="checkbox"/>	Refer as FCC KDB 789033, clause C for EBW and clause D for OBW measurement.	<input type="checkbox"/>	Refer as ANSI C63.10, clause 6.9.1 for occupied bandwidth testing.	<input type="checkbox"/>	Refer as IC RSS-Gen, clause 4.6 for bandwidth testing.
<input checked="" type="checkbox"/>	Refer as FCC KDB 789033, clause C for EBW and clause D for OBW measurement.						
<input type="checkbox"/>	Refer as ANSI C63.10, clause 6.9.1 for occupied bandwidth testing.						
<input type="checkbox"/>	Refer as IC RSS-Gen, clause 4.6 for bandwidth testing.						

3.2.4 Test Setup



3.2.5 Test Result of Emission Bandwidth

Refer as Appendix B



3.3 Maximum Conducted Output Power

3.3.1 Maximum Conducted Output Power Limit

Maximum Conducted Output Power Limit	
UNII Devices	
<input checked="" type="checkbox"/> For the 5.15-5.25 GHz band:	
<input type="checkbox"/>	<ul style="list-style-type: none"> Outdoor AP: the maximum conducted output power (P_{Out}) shall not exceed the lesser of 1 W. If $G_{TX} > 6$ dBi, then $P_{Out} = 30 - (G_{TX} - 6)$. e.i.r.p. at any elevation angle above 30 degrees $\leq 125mW$ [21dBm] Indoor AP: the maximum conducted output power (P_{Out}) shall not exceed the lesser of 1 W. If $G_{TX} > 6$ dBi, then $P_{Out} = 30 - (G_{TX} - 6)$ Point-to-point AP: the maximum conducted output power (P_{Out}) shall not exceed the lesser of 1 W. If $G_{TX} > 23$ dBi, then $P_{Out} = 30 - (G_{TX} - 23)$. Mobile or Portable Client: the maximum conducted output power (P_{Out}) shall not exceed the lesser of 250 mW. If $G_{TX} > 6$ dBi, then $P_{Out} = 24 - (G_{TX} - 6)$.
<input type="checkbox"/>	For the 5.25-5.35 GHz band, the maximum conducted output power (P_{Out}) shall not exceed the lesser of 250 mW or $11 \text{ dBm} + 10 \log B$, where B is the 26 dB emission bandwidth in MHz. If $G_{TX} > 6$ dBi, then $P_{Out} = 24 - (G_{TX} - 6)$.
<input type="checkbox"/>	For the 5.47-5.725 GHz band, the maximum conducted output power (P_{Out}) shall not exceed the lesser of 250 mW or $11 \text{ dBm} + 10 \log B$, where B is the 26 dB emission bandwidth in MHz. If $G_{TX} > 6$ dBi, then $P_{Out} = 24 - (G_{TX} - 6)$.
<input checked="" type="checkbox"/> For the 5.725-5.85 GHz band:	
<input type="checkbox"/>	<ul style="list-style-type: none"> Point-to-multipoint systems (P2M): the maximum conducted output power (P_{Out}) shall not exceed the lesser of 1 W. If $G_{TX} > 6$ dBi, then $P_{Out} = 30 - (G_{TX} - 6)$. Point-to-point systems (P2P): the maximum conducted output power (P_{Out}) shall not exceed the lesser of 1 W.
LE-LAN Devices	
<input type="checkbox"/>	For the 5.15-5.25 GHz band, the maximum e.i.r.p. shall not exceed 200 mW or $10 + 10 \log B$, dBm, whichever power is less. B is the 99% emission bandwidth in MHz.
<input type="checkbox"/>	For the 5.25-5.35 GHz band, the maximum e.i.r.p. shall not exceed 1.0 W or $17 + 10 \log B$, dBm, whichever power is less. B is the 99% emission bandwidth in MHz
<input type="checkbox"/>	For the 5.47-5.6 GHz band and 5.65-5.725 GHz band, the maximum e.i.r.p. shall not exceed 1.0 W or $17 + 10 \log B$, dBm, whichever power is less. B is the 99% emission bandwidth in MHz
<input type="checkbox"/> For the 5.725-5.85 GHz band:	
<input type="checkbox"/>	<ul style="list-style-type: none"> Point-to-multipoint systems (P2M): the maximum conducted output power (P_{Out}) shall not exceed the lesser of 1 W. If $G_{TX} > 6$ dBi, then $P_{Out} = 30 - (G_{TX} - 6)$. Point-to-point systems (P2P): the maximum conducted output power (P_{Out}) shall not exceed the lesser of 1 W.
P_{Out} = maximum conducted output power in dBm, G_{TX} = the maximum transmitting antenna directional gain in dBi.	


3.3.2 Measuring Instruments

Refer a test equipment and calibration data table in this test report.

3.3.3 Test Procedures

Test Method	
<ul style="list-style-type: none"> ▪ Maximum Conducted Output Power 	
Average over on/off periods with duty factor	
<input type="checkbox"/> Refer as FCC KDB 789033, clause E Method SA-2 (spectral trace averaging).	
<input type="checkbox"/> Refer as FCC KDB 789033, clause E Method SA-2 Alt. (RMS detection with slow sweep speed)	
Wideband RF power meter and average over on/off periods with duty factor	
<input checked="" type="checkbox"/> Refer as FCC KDB 789033, clause E Method PM-G (using an RF average power meter).	
<ul style="list-style-type: none"> ▪ For conducted measurement. 	
<ul style="list-style-type: none"> ▪ If the EUT supports multiple transmit chains using options given below: Refer as FCC KDB 662911, In-band power measurements. Using the measure-and-sum approach, measured all transmit ports individually. Sum the power (in linear power units e.g., mW) of all ports for each individual sample and save them. 	
<ul style="list-style-type: none"> ▪ If multiple transmit chains, EIRP calculation could be following as methods: $P_{total} = P_1 + P_2 + \dots + P_n$ (calculated in linear unit [mW] and transfer to log unit [dBm]) $EIRP_{total} = P_{total} + DG$ 	

3.3.4 Test Setup



3.3.5 Test Result of Maximum Conducted Output Power

Refer as Appendix C



3.4 Peak Power Spectral Density

3.4.1 Peak Power Spectral Density Limit

Peak Power Spectral Density Limit	
UNII Devices	
<input checked="" type="checkbox"/> For the 5.15-5.25 GHz band:	
	<ul style="list-style-type: none"> ▪ Outdoor AP: the peak power spectral density (PPSD) shall not exceed the lesser of 17dBm/MHz. If $G_{TX} > 6$ dBi, then $P_{Out} = 17 - (G_{TX} - 6)$. ▪ Indoor AP: the peak power spectral density (PPSD) shall not exceed the lesser of 17dBm/MHz. If $G_{TX} > 6$ dBi, then $P_{Out} = 17 - (G_{TX} - 6)$. ▪ Point-to-point AP: the peak power spectral density (PPSD) shall not exceed the lesser of 17dBm/MHz. If $G_{TX} > 23$ dBi, then $P_{Out} = 17 - (G_{TX} - 23)$. ▪ Mobile or Portable Client: the peak power spectral density (PPSD) ≤ 11 dBm/MHz. If $G_{TX} > 6$ dBi, then $PPSD = 11 - (G_{TX} - 6)$.
<input type="checkbox"/> For the 5.25-5.35 GHz band, the peak power spectral density (PPSD) ≤ 11 dBm/MHz. If $G_{TX} > 6$ dBi, then $PPSD = 11 - (G_{TX} - 6)$.	
<input type="checkbox"/> For the 5.47-5.725 GHz band, the peak power spectral density (PPSD) ≤ 11 dBm/MHz. If $G_{TX} > 6$ dBi, then $PPSD = 11 - (G_{TX} - 6)$.	
<input checked="" type="checkbox"/> For the 5.725-5.85 GHz band:	
	<ul style="list-style-type: none"> ▪ Point-to-multipoint systems (P2M): the peak power spectral density (PPSD) ≤ 30 dBm/500kHz. If $G_{TX} > 6$ dBi, then $PPSD = 30 - (G_{TX} - 6)$. ▪ Point-to-point systems (P2P): the peak power spectral density (PPSD) ≤ 30 dBm/500kHz.
LE-LAN Devices	
<input type="checkbox"/> For the 5.15-5.25 GHz band, the e.i.r.p. peak power spectral density (PPSD) ≤ 10 dBm/MHz.	
<input type="checkbox"/> For the 5.25-5.35 GHz band, the peak power spectral density (PPSD) ≤ 11 dBm/MHz.	
	<ul style="list-style-type: none"> ▪ e.i.r.p. greater than 200 mW shall comply with the following e.i.r.p. at different elevations, where θ is the angle above the local horizontal plane (of the Earth) as shown below: -13 dBW/MHz for $0^\circ \leq \theta < 8^\circ$; -13 - 0.716 ($\theta-8$) dBW/MHz for $8^\circ \leq \theta < 40^\circ$ -35.9 - 1.22 ($\theta-40$) dBW/MHz for $40^\circ \leq \theta \leq 45^\circ$; -42 dBW/MHz for $\theta > 45^\circ$
<input type="checkbox"/> For the 5.47-5.6 GHz band and 5.65-5.725 GHz band, the peak power spectral density (PPSD) ≤ 11 dBm/MHz.	
<input type="checkbox"/> For the 5.725-5.85 GHz band:	
	<ul style="list-style-type: none"> ▪ Point-to-multipoint systems (P2M): the peak power spectral density (PPSD) ≤ 30 dBm/500kHz. If $G_{TX} > 6$ dBi, then $PPSD = 30 - (G_{TX} - 6)$. ▪ Point-to-point systems (P2P): the peak power spectral density (PPSD) ≤ 30 dBm/500kHz.
<p>PPSD = peak power spectral density that he same method as used to determine the conducted output power shall be used to determine the power spectral density. And power spectral density in dBm/MHz G_{TX} = the maximum transmitting antenna directional gain in dBi.</p>	

3.4.2 Measuring Instruments

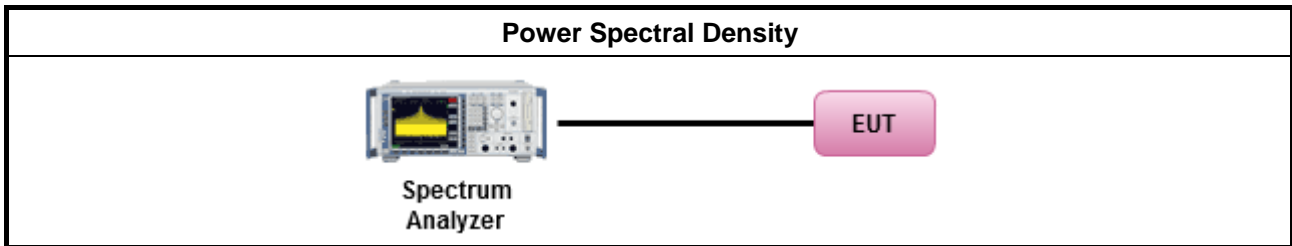
Refer a test equipment and calibration data table in this test report.



3.4.3 Test Procedures

Test Method	
<ul style="list-style-type: none"> ▪ Peak power spectral density procedures that the same method as used to determine the conducted output power shall be used to determine the peak power spectral density and use the peak search function on the spectrum analyzer to find the peak of the spectrum. For the peak power spectral density shall be measured using below options: 	
<input type="checkbox"/>	Refer as FCC KDB 789033, F5) power spectral density can be measured using resolution bandwidths < 1 MHz provided that the results are integrated over 1 MHz bandwidth
[duty cycle ≥ 98% or external video / power trigger]	
<input checked="" type="checkbox"/>	Refer as FCC KDB 789033, clause E Method SA-1 (spectral trace averaging).
<input type="checkbox"/>	Refer as FCC KDB 789033, clause E Method SA-1 Alt. (RMS detection with slow sweep speed)
duty cycle < 98% and average over on/off periods with duty factor	
<input checked="" type="checkbox"/>	Refer as FCC KDB 789033, clause E Method SA-2 (spectral trace averaging).
<input type="checkbox"/>	Refer as FCC KDB 789033, clause E Method SA-2 Alt. (RMS detection with slow sweep speed)
<ul style="list-style-type: none"> ▪ For conducted measurement. 	
<ul style="list-style-type: none"> ▪ If the EUT supports multiple transmit chains using options given below: 	
<input checked="" type="checkbox"/>	Option 1: Measure and sum the spectra across the outputs. Refer as FCC KDB 662911, In-band power spectral density (PSD). Sample all transmit ports simultaneously using a spectrum analyzer for each transmit port. Where the trace bin-by-bin of each transmit port summing can be performed. (i.e., in the first spectral bin of output 1 is summed with that in the first spectral bin of output 2 and that from the first spectral bin of output 3, and so on up to the NTX output to obtain the value for the first frequency bin of the summed spectrum.). Add up the amplitude (power) values for the different transmit chains and use this as the new data trace.
<input type="checkbox"/>	Option 2: Measure and sum spectral maxima across the outputs. With this technique, spectra are measured at each output of the device at the required resolution bandwidth. The maximum value (peak) of each spectrum is determined. These maximum values are then summed mathematically in linear power units across the outputs. These operations shall be performed separately over frequency spans that have different out-of-band or spurious emission limits,
<input type="checkbox"/>	Option 3: Measure and add 10 log(N) dB, where N is the number of transmit chains. Refer as FCC KDB 662911, In-band power spectral density (PSD). Performed at each transmit chains and each transmit chains shall be compared with the limit have been reduced with 10 log(N). Or each transmit chains shall be add 10 log(N) to compared with the limit.
<ul style="list-style-type: none"> ▪ If multiple transmit chains, EIRP PPSD calculation could be following as methods: $PPSD_{total} = PPSD_1 + PPSD_2 + \dots + PPSD_n$ (calculated in linear unit [mW] and transfer to log unit [dBm]) $EIRP_{total} = PPSD_{total} + DG$ 	

3.4.4 Test Setup



3.4.5 Test Result of Peak Power Spectral Density

Refer as Appendix D



3.5 Unwanted Emissions

3.5.1 Transmitter Unwanted Emissions Limit

Unwanted emissions below 1 GHz and restricted band emissions above 1GHz limit			
Frequency Range (MHz)	Field Strength (uV/m)	Field Strength (dBuV/m)	Measure Distance (m)
0.009~0.490	2400/F(kHz)	48.5 - 13.8	300
0.490~1.705	24000/F(kHz)	33.8 - 23	30
1.705~30.0	30	29	30
30~88	100	40	3
88~216	150	43.5	3
216~960	200	46	3
Above 960	500	54	3

Note 1: Test distance for frequencies at or above 30 MHz, measurements may be performed at a distance other than the limit distance provided they are not performed in the near field and the emissions to be measured can be detected by the measurement equipment. When performing measurements at a distance other than that specified, the results shall be extrapolated to the specified distance using an extrapolation factor of 20 dB/decade (inverse of linear distance for field-strength measurements, inverse of linear distance-squared for power-density measurements).

Note 2: Test distance for frequencies at below 30 MHz, measurements may be performed at a distance closer than the EUT limit distance; however, an attempt should be made to avoid making measurements in the near field. When performing measurements below 30 MHz at a closer distance than the limit distance, the results shall be extrapolated to the specified distance by either making measurements at a minimum of two or more distances on at least one radial to determine the proper extrapolation factor or by using the square of an inverse linear distance extrapolation factor (40 dB/decade). The test report shall specify the extrapolation method used to determine compliance of the EUT.

Note 3: Using the distance of 1m during the test for above 18 GHz, and the test value to correct for the distance factor at 3m.



Un-restricted band emissions above 1GHz Limit	
Operating Band	Limit
<input checked="" type="checkbox"/> 5.15 - 5.25 GHz	e.i.r.p. -27 dBm [68.2 dBuV/m@3m]
<input type="checkbox"/> 5.25 - 5.35 GHz	e.i.r.p. -27 dBm [68.2 dBuV/m@3m]
<input type="checkbox"/> 5.47 - 5.725 GHz	e.i.r.p. -27 dBm [68.2 dBuV/m@3m]
<input checked="" type="checkbox"/> 5.725 - 5.85 GHz	all emissions shall be limited to a level of -27 dBm/MHz at 75 MHz or more above or below the band edge increasing linearly to 10 dBm/MHz at 25 MHz above or below the band edge, and from 25 MHz above or below the band edge increasing linearly to a level of 15.6 dBm/MHz at 5 MHz above or below the band edge, and from 5 MHz above or below the band edge increasing linearly to a level of 27 dBm/MHz at the band edge.

Note 1: Measurements may be performed at a distance other than the limit distance provided they are not performed in the near field and the emissions to be measured can be detected by the measurement equipment. When performing measurements at a distance other than that specified, the results shall be extrapolated to the specified distance using an extrapolation factor of 20 dB/decade (inverse of linear distance for field-strength measurements, inverse of linear distance-squared for power-density measurements).

3.5.2 Measuring Instruments

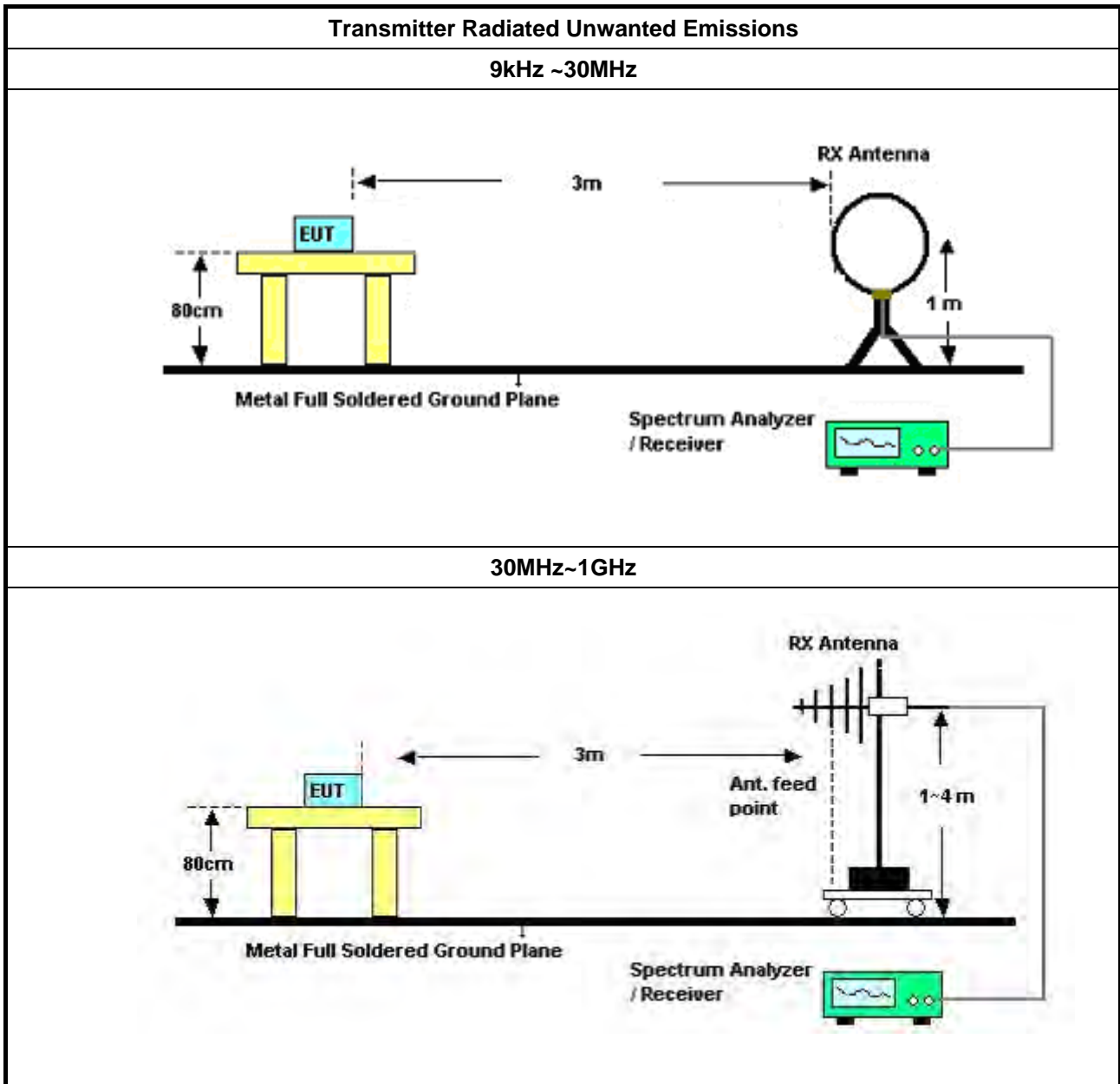
Refer a test equipment and calibration data table in this test report.

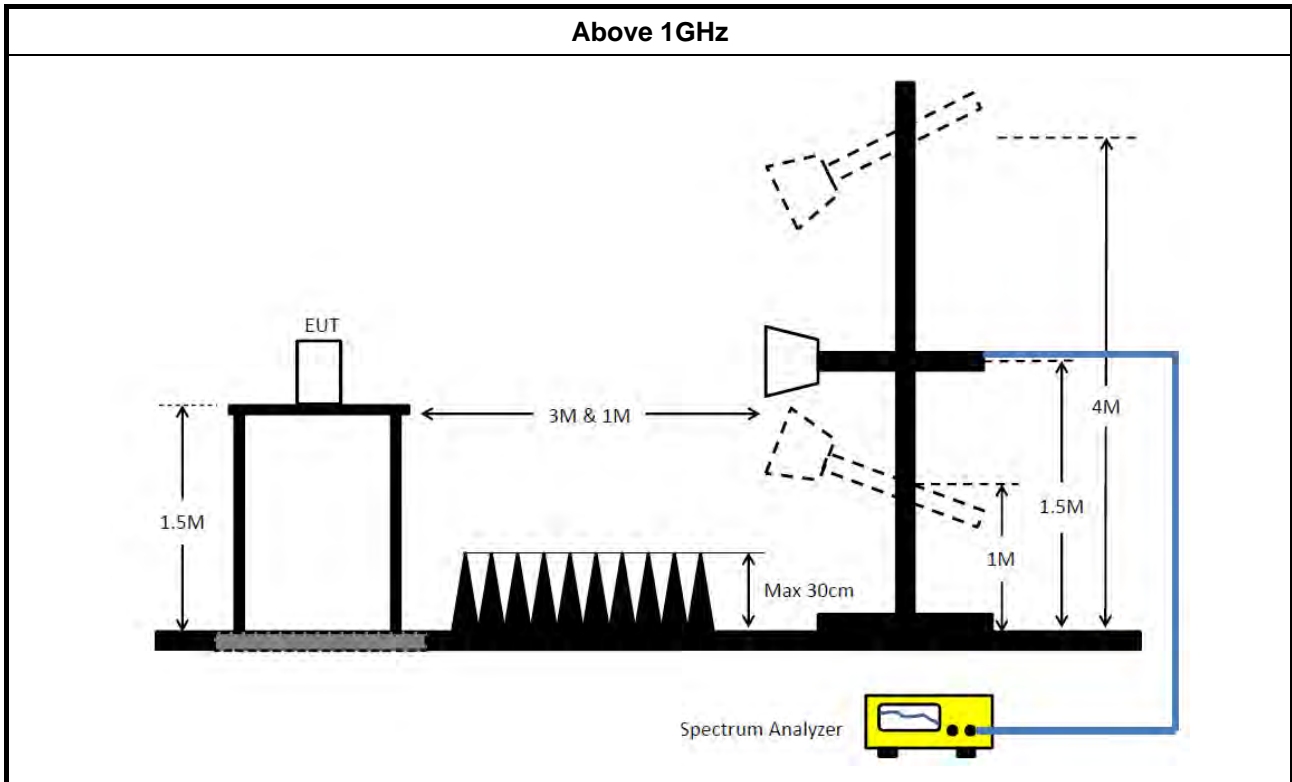


3.5.3 Test Procedures

Test Method	
<ul style="list-style-type: none"> ▪ Measurements may be performed at a distance other than the limit distance provided they are not performed in the near field and the emissions to be measured can be detected by the measurement equipment. Measurements shall not be performed at a distance greater than 30 m for frequencies above 30 MHz, unless it can be further demonstrated that measurements at a distance of 30 m or less are impractical. When performing measurements at a distance other than that specified, the results shall be extrapolated to the specified distance using an extrapolation factor of 20 dB/decade (inverse of linear distance for field-strength measurements, inverse of linear distance-squared for power-density measurements). 	
<ul style="list-style-type: none"> ▪ The average emission levels shall be measured in [duty cycle \geq 98 or duty factor]. 	
<ul style="list-style-type: none"> ▪ For the transmitter unwanted emissions shall be measured using following options below: 	
	<ul style="list-style-type: none"> ▪ Refer as FCC KDB 789033, clause G)2) for unwanted emissions into non-restricted bands.
	<ul style="list-style-type: none"> ▪ Refer as FCC KDB 789033, clause G)1) for unwanted emissions into restricted bands.
	<input type="checkbox"/> Refer as FCC KDB 789033, G)6) Method AD (Trace Averaging).
	<input checked="" type="checkbox"/> Refer as FCC KDB 789033, G)6) Method VB (Reduced VBW).
	<input type="checkbox"/> Refer as ANSI C63.10, clause 11.12.2.5.3 (Reduced VBW). $VBW \geq 1/T$, where T is pulse time.
	<input type="checkbox"/> Refer as ANSI C63.10, clause 7.5 average value of pulsed emissions.
	<input checked="" type="checkbox"/> Refer as FCC KDB 789033, clause G)5) measurement procedure peak limit.
	<input type="checkbox"/> Refer as ANSI C63.10, clause 4.1.4.2.2 measurement procedure peak limit.
<ul style="list-style-type: none"> ▪ For radiated measurement. 	
	<ul style="list-style-type: none"> ▪ Refer as ANSI C63.10, clause 6.4 for radiated emissions below 30 MHz and test distance is 3m.
	<ul style="list-style-type: none"> ▪ Refer as ANSI C63.10, clause 6.5 for radiated emissions 30 MHz to 1 GHz and test distance is 3m.
	<ul style="list-style-type: none"> ▪ Refer as ANSI C63.10, clause 6.6 for radiated emissions above 1GHz.
<ul style="list-style-type: none"> ▪ The any unwanted emissions level shall not exceed the fundamental emission level. 	
<ul style="list-style-type: none"> ▪ All amplitude of spurious emissions that are attenuated by more than 20 dB below the permissible value has no need to be reported. 	

3.5.4 Test Setup





3.5.5 Measurement Results Calculation

The measured Level is calculated using:

Corrected Reading: Antenna factor (AF) + Cable loss (CL) + Read level (Raw) - Preamp factor (PA)(if applicable) = Level.

3.5.6 Transmitter Unwanted Emissions (Below 30MHz)

There is a comparison data of both open-field test site and alternative test site - semi-Anechoic chamber according to KDB414788 Radiated Test Site, and the result came out very similar.

All amplitude of spurious emissions that are attenuated by more than 20 dB below the permissible value has no need to be reported.

The radiated emissions were investigated from 9 kHz or the lowest frequency generated within the device, up to the 10th harmonic or 40 GHz, whichever is appropriate.

3.5.7 Test Result of Transmitter Unwanted Emissions

Refer as Appendix E



4 Test Equipment and Calibration Data

Instrument	Brand	Model No.	Serial No.	Characteristics	Calibration Date	Calibration Due Date	Remark
EMI Receiver	Agilent	N9038A	My52260123	9kHz ~ 8.4GHz	Feb. 26, 2020	Feb. 25, 2021	Conduction (CO01-CB)
LISN	Schwarzbeck	NSLK 8127	8127478	9kHz ~ 30MHz	Nov. 20, 2020	Nov. 19, 2021	Conduction (CO01-CB)
LISN	Schwarzbeck	NSLK 8127	8127647	9kHz ~ 30MHz	Feb. 25, 2020	Feb. 24, 2021	Conduction (CO01-CB)
Pulse Limiter	Rohde&Schwarz	ESH3-Z2	100430	9kHz ~ 30MHz	Jan. 31, 2020	Jan. 30, 2021	Conduction (CO01-CB)
COND Cable	Woken	Cable	Low cable-CO01	9kHz ~ 30MHz	May 20, 2020	May 19, 2021	Conduction (CO01-CB)
Software	SPORTON	SENSE	V5.10	-	N.C.R.	N.C.R.	Conduction (CO01-CB)
Loop Antenna	Teseq	HLA 6120	24155	9kHz - 30 MHz	Apr. 13, 2020	Apr. 12, 2021	Radiation (03CH06-CB)
3m Semi Anechoic Chamber NSA	TDK	SAC-3M	03CH06-CB	30 MHz ~ 1 GHz	Aug. 10, 2020	Aug. 09, 2021	Radiation (03CH06-CB)
Bilog Antenna with 6 dB attenuator	TESEQ & EMCI	CBL6112D & N-6-06	37878 & AT-N0606	20MHz ~ 2GHz	Aug. 02, 2020	Aug. 01, 2021	Radiation (03CH06-CB)
Pre-Amplifier	Agilent	310N	187290	0.1MHz ~ 1GHz	Nov. 05, 2020	Nov. 04, 2021	Radiation (03CH06-CB)
Signal Analyzer	R&S	FSV40	101904	9kHz ~ 40GHz	May 12, 2020	May 11, 2021	Radiation (03CH06-CB)
EMI Test Receiver	R&S	ESCS	826547/017	9kHz ~ 2.75GHz	May 13, 2020	May 12, 2021	Radiation (03CH06-CB)
RF Cable-low	Woken	RG402	Low Cable-05+24	30MHz~1GHz	Oct. 05, 2020	Oct. 04, 2021	Radiation (03CH06-CB)
Test Software	SPORTON	SENSE	V5.10	-	N.C.R.	N.C.R.	Radiation (03CH06-CB)
3m Semi Anechoic Chamber VSWR	TDK	SAC-3M	03CH01-CB	1GHz ~18GHz 3m	May 29, 2020	May 28, 2021	Radiation (03CH01-CB)
Horn Antenna	ETS-LINDGREN	3115	00075790	750MHz ~ 18GHz	Nov. 06, 2020	Nov. 05, 2021	Radiation (03CH01-CB)
Horn Antenna	Schwarzbeck	BBHA 9170	BBHA9170252	15GHz ~ 40GHz	Jul. 21, 2020	Jul. 20, 2021	Radiation (03CH01-CB)
Pre-Amplifier	Agilent	8449B	3008A02310	1GHz ~ 26.5GHz	Jan. 08, 2020	Jan. 07, 2021	Radiation (03CH01-CB)
Pre-Amplifier	Agilent	8449B	3008A02310	1GHz ~ 26.5GHz	Jan. 07, 2021	Jan. 06, 2022	Radiation (03CH01-CB)
Pre-Amplifier	MITEQ	TA1840-35-HG	1864479	18GHz ~ 40GHz	Jul. 08, 2020	Jul. 07, 2021	Radiation (03CH01-CB)



Instrument	Brand	Model No.	Serial No.	Characteristics	Calibration Date	Calibration Due Date	Remark
Spectrum Analyzer	R&S	FSP40	100056	9kHz ~ 40GHz	Apr. 16, 2020	Apr. 15, 2021	Radiation (03CH01-CB)
RF Cable-high	Woken	RG402	High Cable-16	1 GHz ~ 18 GHz	Oct. 05, 2020	Oct. 04, 2021	Radiation (03CH01-CB)
RF Cable-high	Woken	RG402	High Cable-16+17	1 GHz ~ 18 GHz	Oct. 05, 2020	Oct. 04, 2021	Radiation (03CH01-CB)
RF Cable-high	Woken	RG402	High Cable-40G#1	18GHz ~ 40 GHz	Jul. 16, 2020	Jul. 15, 2021	Radiation (03CH01-CB)
RF Cable-high	Woken	RG402	High Cable-40G#2	18GHz ~ 40 GHz	Jul. 16, 2020	Jul. 15, 2021	Radiation (03CH01-CB)
Test Software	SPORTON	SENSE	V5.10	-	N.C.R.	N.C.R.	Radiation (03CH01-CB)
Spectrum analyzer	R&S	FSV40	101027	9kHz~40GHz	Jul. 27, 2020	Jul. 26, 2021	Conducted (TH02-CB)
Power Sensor	Anritsu	MA2411B	1126203	300MHz~40GHz	Sep. 17, 2020	Sep. 16, 2021	Conducted (TH02-CB)
Power Meter	Anritsu	ML2495A	1210004	300MHz~40GHz	Sep. 17, 2020	Sep. 16, 2021	Conducted (TH02-CB)
RF Cable-high	Woken	RG402	High Cable-01	1 GHz ~ 18 GHz	Oct. 05, 2020	Oct. 04, 2021	Conducted (TH02-CB)
RF Cable-high	Woken	RG402	High Cable-02	1 GHz ~ 18 GHz	Oct. 05, 2020	Oct. 04, 2021	Conducted (TH02-CB)
RF Cable-high	Woken	RG402	High Cable-03	1 GHz ~ 18 GHz	Oct. 05, 2020	Oct. 04, 2021	Conducted (TH02-CB)
RF Cable-high	Woken	RG402	High Cable-04	1 GHz ~ 18 GHz	Oct. 05, 2020	Oct. 04, 2021	Conducted (TH02-CB)
RF Cable-high	Woken	RG402	High Cable-05	1 GHz ~ 18 GHz	Oct. 05, 2020	Oct. 04, 2021	Conducted (TH02-CB)
Test Software	SPORTON	SENSE	V5.10	-	N.C.R.	N.C.R.	Conducted (TH02-CB)

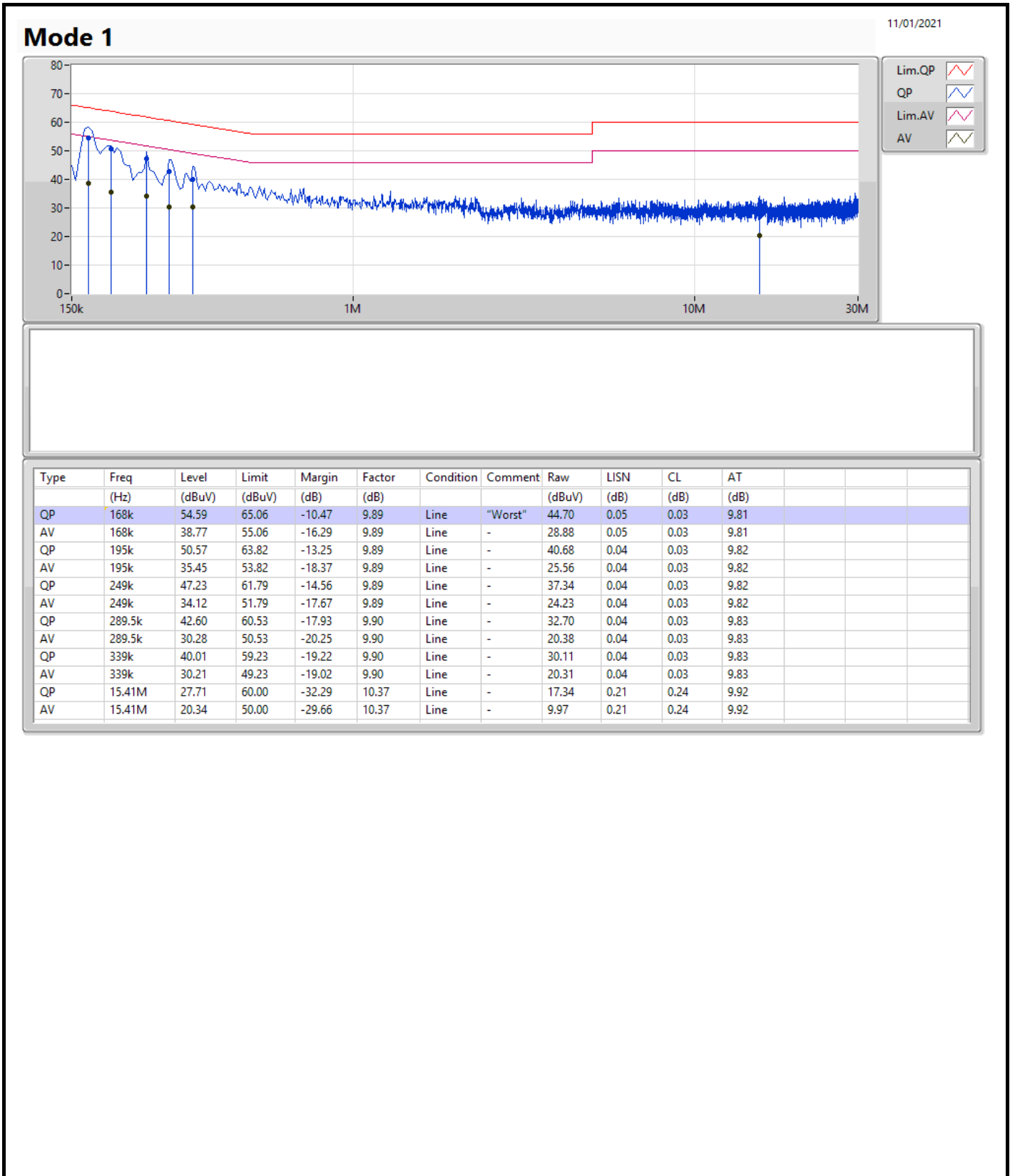
Note: Calibration Interval of instruments listed above is one year.

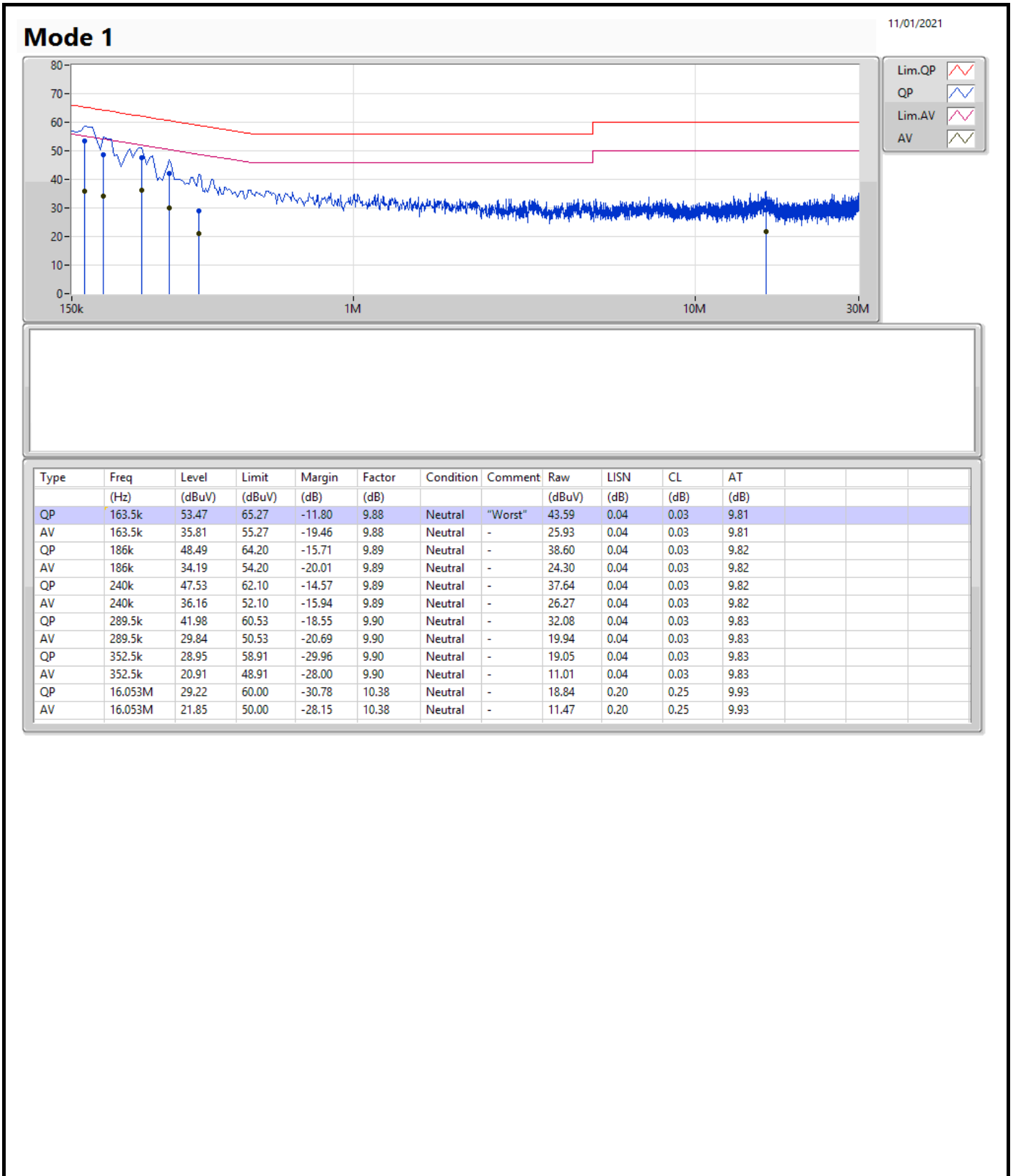
N.C.R. means Non-Calibration required.



Summary

Mode	Result	Type	Freq (Hz)	Level (dBuV)	Limit (dBuV)	Margin (dB)	Condition
Mode 1	Pass	QP	168k	54.59	65.06	-10.47	Line







Summary

Mode	Max-N dB (Hz)	Max-OBW (Hz)	ITU-Code	Min-N dB (Hz)	Min-OBW (Hz)
5.15-5.25GHz	-	-	-	-	-
802.11a_Nss1,(6Mbps)_4TX	36.3M	20.45M	20M4D1D	26.34M	16.822M
802.11ac VHT20_Nss1,(MCS0)_4TX	37.11M	20.51M	20M5D1D	22.83M	17.811M
802.11ac VHT40_Nss1,(MCS0)_4TX	80.7M	41.079M	41M1D1D	45.24M	36.402M
802.11ac VHT80_Nss1,(MCS0)_4TX	89.28M	75.442M	75M4D1D	85.44M	75.082M
5.725-5.85GHz	-	-	-	-	-
802.11a_Nss1,(6Mbps)_4TX	16.35M	17.031M	17M0D1D	16.26M	16.672M
802.11ac VHT20_Nss1,(MCS0)_4TX	17.55M	18.141M	18M1D1D	17.01M	17.781M
802.11ac VHT40_Nss1,(MCS0)_4TX	35.34M	37.301M	37M3D1D	35.1M	36.522M
802.11ac VHT80_Nss1,(MCS0)_4TX	75.12M	76.522M	76M5D1D	75.12M	75.442M

Max-N dB = Maximum 6dB down bandwidth for 5.725-5.85GHz band / Maximum 26dB down bandwidth for other band;

Max-OBW = Maximum 99% occupied bandwidth;

Min-N dB = Minimum 6dB down bandwidth for 5.725-5.85GHz band / Maximum 26dB down bandwidth for other band;

Min-OBW = Minimum 99% occupied bandwidth;

Result

Mode	Result	Limit (Hz)	Port 1-N dB (Hz)	Port 1-OBW (Hz)	Port 2-N dB (Hz)	Port 2-OBW (Hz)	Port 3-N dB (Hz)	Port 3-OBW (Hz)	Port 4-N dB (Hz)	Port 4-OBW (Hz)
802.11a_Nss1,(6Mbps)_4TX	-	-	-	-	-	-	-	-	-	-
5180MHz	Pass	Inf	35.52M	20.45M	29.07M	16.972M	27.09M	16.852M	36.3M	19.88M
5200MHz	Pass	Inf	35.4M	20.03M	28.74M	17.031M	26.34M	16.822M	35.67M	19.58M
5240MHz	Pass	Inf	35.31M	19.04M	31.38M	17.121M	27.21M	16.852M	35.25M	18.351M
5745MHz	Pass	500k	16.26M	17.031M	16.35M	16.672M	16.32M	16.792M	16.32M	16.672M
5785MHz	Pass	500k	16.29M	16.972M	16.29M	16.702M	16.32M	16.792M	16.35M	16.672M
5825MHz	Pass	500k	16.29M	17.001M	16.35M	16.732M	16.29M	16.822M	16.32M	16.702M
802.11ac VHT20_Nss1,(MCS0)_4TX	-	-	-	-	-	-	-	-	-	-
5180MHz	Pass	Inf	35.46M	18.891M	24.06M	17.871M	22.83M	17.811M	30.24M	18.051M
5200MHz	Pass	Inf	37.11M	20.51M	29.28M	18.081M	27.9M	17.961M	36.45M	20.27M
5240MHz	Pass	Inf	34.56M	19.79M	31.02M	18.171M	28.23M	17.961M	36.93M	19.37M
5745MHz	Pass	500k	17.28M	18.081M	17.31M	17.871M	17.55M	17.931M	17.52M	17.811M
5785MHz	Pass	500k	17.01M	18.141M	17.52M	17.841M	17.31M	17.931M	17.52M	17.781M
5825MHz	Pass	500k	17.25M	18.111M	17.52M	17.871M	17.52M	17.901M	17.31M	17.781M
802.11ac VHT40_Nss1,(MCS0)_4TX	-	-	-	-	-	-	-	-	-	-
5190MHz	Pass	Inf	48.18M	36.822M	45.96M	36.462M	45.24M	36.522M	45.48M	36.402M
5230MHz	Pass	Inf	80.7M	41.079M	68.7M	37.181M	60.78M	36.822M	76.44M	38.501M
5755MHz	Pass	500k	35.1M	37.241M	35.28M	36.582M	35.1M	36.882M	35.34M	36.522M
5795MHz	Pass	500k	35.1M	37.301M	35.34M	36.642M	35.16M	36.882M	35.1M	36.522M
802.11ac VHT80_Nss1,(MCS0)_4TX	-	-	-	-	-	-	-	-	-	-
5210MHz	Pass	Inf	89.28M	75.442M	86.04M	75.082M	86.52M	75.082M	85.44M	75.202M
5775MHz	Pass	500k	75.12M	76.522M	75.12M	75.562M	75.12M	75.922M	75.12M	75.442M

Port X-N dB = Port X 6dB down bandwidth for 5.725-5.85GHz band / 26dB down bandwidth for other band

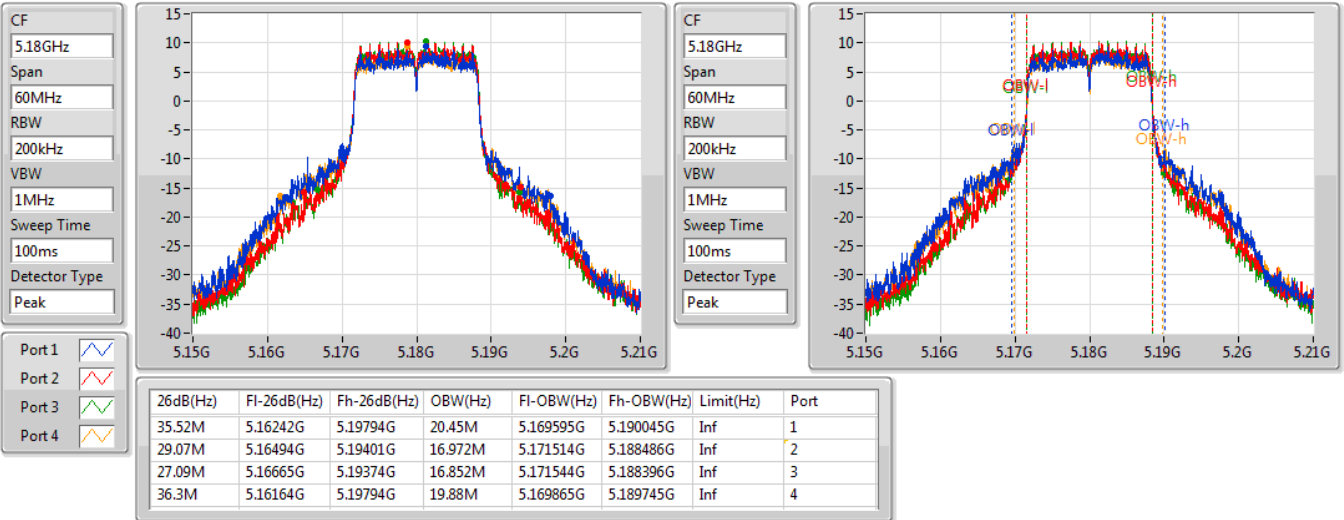
Port X-OBW = Port X 99% occupied bandwidth;

802.11a_Nss1,(6Mbps)_4TX

EBW

5180MHz

04/12/2020

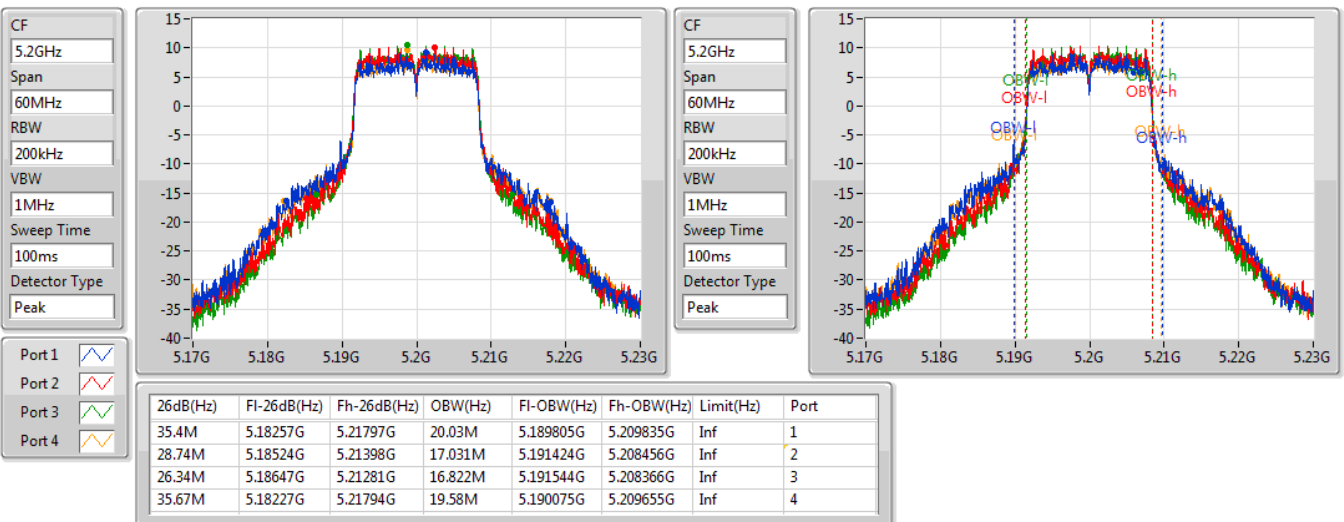


802.11a_Nss1,(6Mbps)_4TX

EBW

5200MHz

04/12/2020



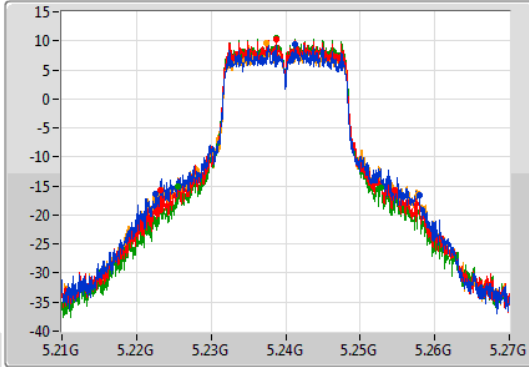
802.11a_Nss1,(6Mbps)_4TX

EBW

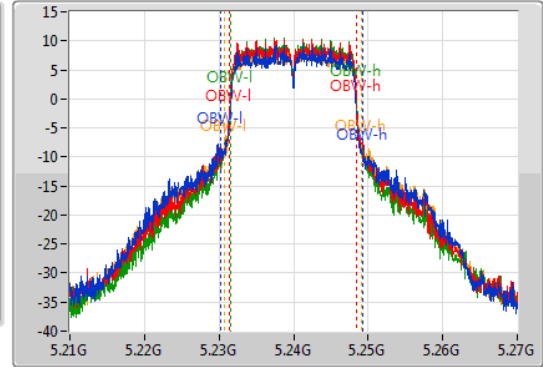
5240MHz

04/12/2020

CF
5.24GHz
Span
60MHz
RBW
200kHz
VBW
1MHz
Sweep Time
100ms
Detector Type
Peak



CF
5.24GHz
Span
60MHz
RBW
200kHz
VBW
1MHz
Sweep Time
100ms
Detector Type
Peak



Port 1
Port 2
Port 3
Port 4

26dB(Hz)	Fl-26dB(Hz)	Fh-26dB(Hz)	OBW(Hz)	Fl-OBW(Hz)	Fh-OBW(Hz)	Limit(Hz)	Port
35.31M	5.2226G	5.25791G	19.04M	5.230195G	5.249235G	Inf	1
31.38M	5.22326G	5.25464G	17.121M	5.231394G	5.248516G	Inf	2
27.21M	5.2256G	5.25281G	16.852M	5.231544G	5.248396G	Inf	3
35.25M	5.22263G	5.25788G	18.351M	5.230705G	5.249055G	Inf	4

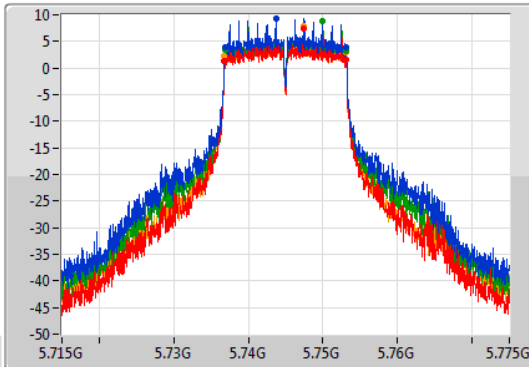
802.11a_Nss1,(6Mbps)_4TX

EBW

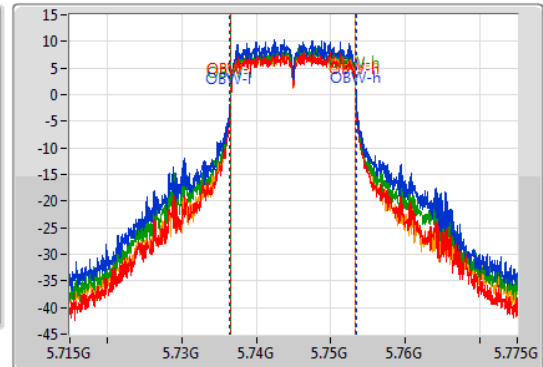
5745MHz

04/12/2020

CF
5.745GHz
Span
60MHz
RBW
100kHz
VBW
300kHz
Sweep Time
100ms
Detector Type
Peak



CF
5.745GHz
Span
60MHz
RBW
200kHz
VBW
1MHz
Sweep Time
100ms
Detector Type
Peak



Port 1
Port 2
Port 3
Port 4

6dB(Hz)	Fl-6dB(Hz)	Fh-6dB(Hz)	OBW(Hz)	Fl-OBW(Hz)	Fh-OBW(Hz)	Limit(Hz)	Port
16.26M	5.73687G	5.75313G	17.031M	5.736424G	5.753456G	500k	1
16.35M	5.73681G	5.75316G	16.672M	5.736634G	5.753306G	500k	2
16.32M	5.73684G	5.75316G	16.792M	5.736544G	5.753336G	500k	3
16.32M	5.73681G	5.75313G	16.672M	5.736634G	5.753306G	500k	4

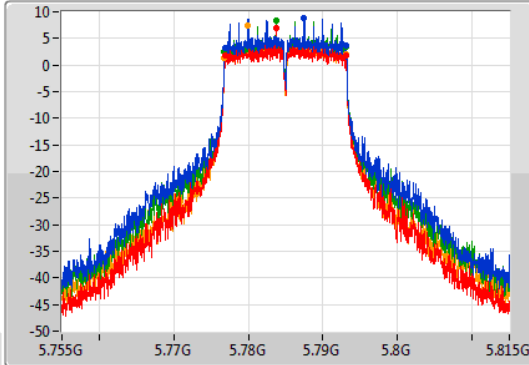
802.11a_Nss1,(6Mbps)_4TX

EBW

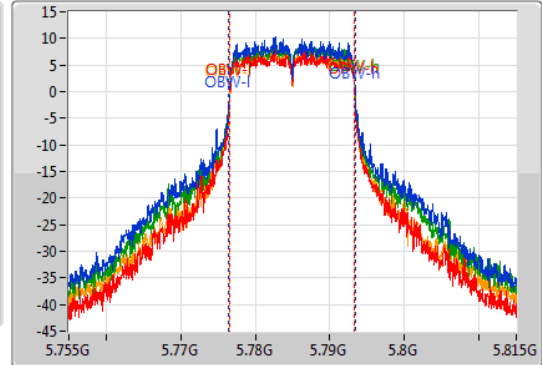
5785MHz

04/12/2020

CF
5.785GHz
Span
60MHz
RBW
100kHz
VBW
300kHz
Sweep Time
100ms
Detector Type
Peak



CF
5.785GHz
Span
60MHz
RBW
200kHz
VBW
1MHz
Sweep Time
100ms
Detector Type
Peak



Port 1
Port 2
Port 3
Port 4

6dB(Hz)	Fl-6dB(Hz)	Fh-6dB(Hz)	OBW(Hz)	Fl-OBW(Hz)	Fh-OBW(Hz)	Limit(Hz)	Port
16.29M	5.77684G	5.79313G	16.972M	5.776454G	5.793426G	500k	1
16.29M	5.77684G	5.79313G	16.702M	5.776604G	5.793306G	500k	2
16.32M	5.77681G	5.79313G	16.792M	5.776574G	5.793366G	500k	3
16.35M	5.77681G	5.79316G	16.672M	5.776604G	5.793276G	500k	4

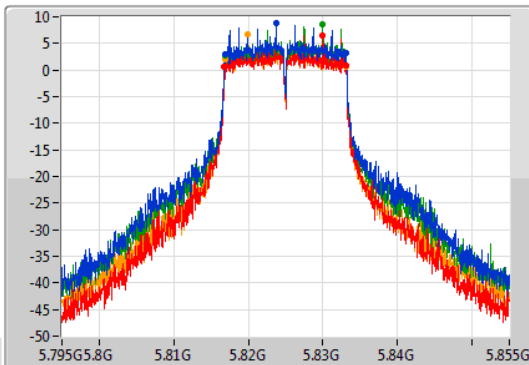
802.11a_Nss1,(6Mbps)_4TX

EBW

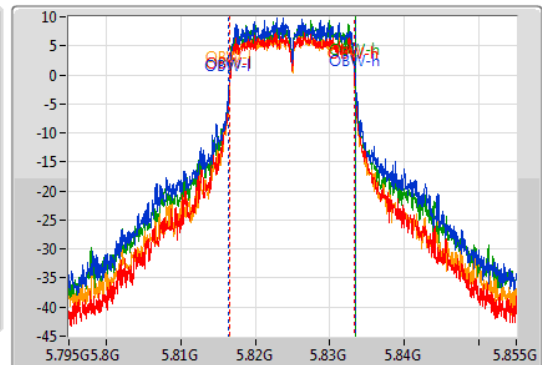
5825MHz

04/12/2020

CF
5.825GHz
Span
60MHz
RBW
100kHz
VBW
300kHz
Sweep Time
100ms
Detector Type
Peak



CF
5.825GHz
Span
60MHz
RBW
200kHz
VBW
1MHz
Sweep Time
100ms
Detector Type
Peak



Port 1
Port 2
Port 3
Port 4

6dB(Hz)	Fl-6dB(Hz)	Fh-6dB(Hz)	OBW(Hz)	Fl-OBW(Hz)	Fh-OBW(Hz)	Limit(Hz)	Port
16.29M	5.81684G	5.83313G	17.001M	5.816424G	5.833426G	500k	1
16.35M	5.81681G	5.83316G	16.732M	5.816574G	5.833306G	500k	2
16.29M	5.81684G	5.83313G	16.822M	5.816544G	5.833366G	500k	3
16.32M	5.81684G	5.83316G	16.702M	5.816604G	5.833306G	500k	4

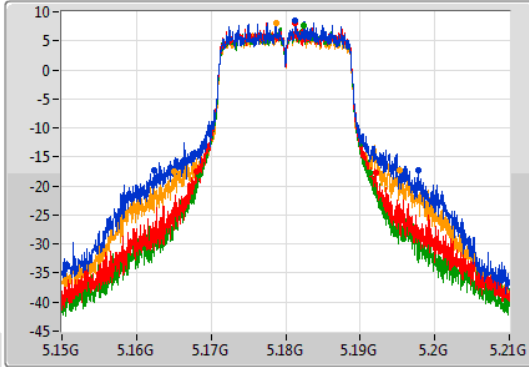
802.11ac VHT20_Nss1,(MCS0)_4TX

EBW

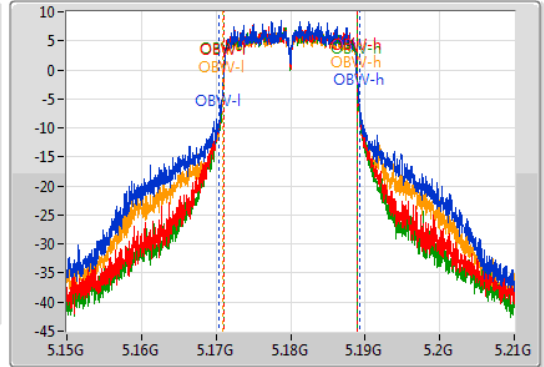
5180MHz

04/12/2020

CF
5.18GHz
Span
60MHz
RBW
200kHz
VBW
1MHz
Sweep Time
100ms
Detector Type
Peak



CF
5.18GHz
Span
60MHz
RBW
200kHz
VBW
1MHz
Sweep Time
100ms
Detector Type
Peak



Port 1
Port 2
Port 3
Port 4

26dB(Hz)	Fl-26dB(Hz)	Fh-26dB(Hz)	OBW(Hz)	FI-OBW(Hz)	Fh-OBW(Hz)	Limit(Hz)	Port
35.46M	5.1623G	5.19776G	18.891M	5.170375G	5.189265G	Inf	1
24.06M	5.16809G	5.19215G	17.871M	5.171034G	5.188906G	Inf	2
22.83M	5.16842G	5.19125G	17.811M	5.171064G	5.188876G	Inf	3
30.24M	5.16503G	5.19527G	18.051M	5.170945G	5.188996G	Inf	4

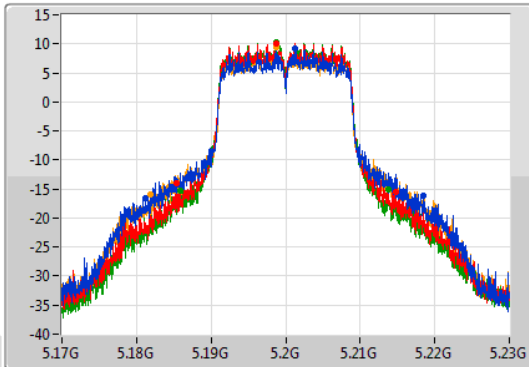
802.11ac VHT20_Nss1,(MCS0)_4TX

EBW

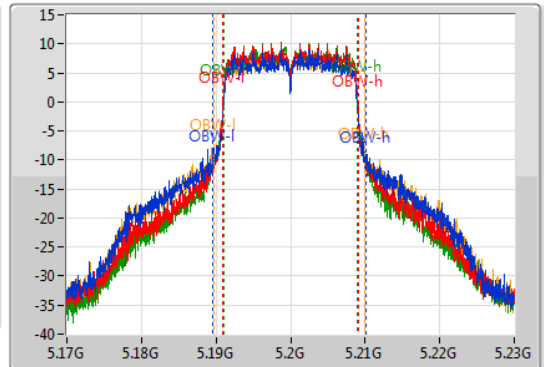
5200MHz

04/12/2020

CF
5.2GHz
Span
60MHz
RBW
200kHz
VBW
1MHz
Sweep Time
100ms
Detector Type
Peak



CF
5.2GHz
Span
60MHz
RBW
200kHz
VBW
1MHz
Sweep Time
100ms
Detector Type
Peak



Port 1
Port 2
Port 3
Port 4

26dB(Hz)	Fl-26dB(Hz)	Fh-26dB(Hz)	OBW(Hz)	FI-OBW(Hz)	Fh-OBW(Hz)	Limit(Hz)	Port
37.11M	5.18128G	5.21839G	20.51M	5.189535G	5.210045G	Inf	1
29.28M	5.18545G	5.21473G	18.081M	5.190945G	5.209025G	Inf	2
27.9M	5.1859G	5.2138G	17.961M	5.191004G	5.208966G	Inf	3
36.45M	5.18194G	5.21839G	20.27M	5.189655G	5.209925G	Inf	4

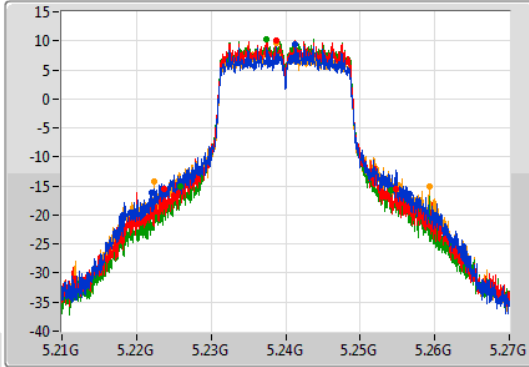
802.11ac VHT20_Nss1,(MCS0)_4TX

EBW

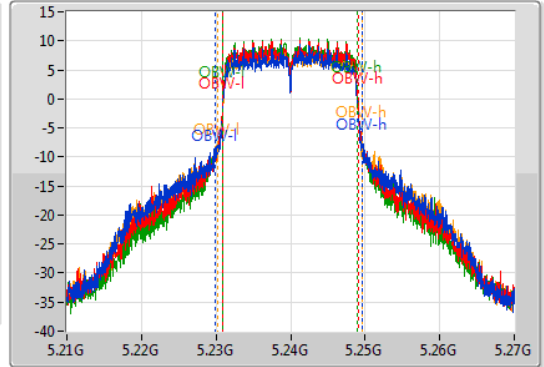
5240MHz

04/12/2020

CF
5.24GHz
Span
60MHz
RBW
200kHz
VBW
1MHz
Sweep Time
100ms
Detector Type
Peak



CF
5.24GHz
Span
60MHz
RBW
200kHz
VBW
1MHz
Sweep Time
100ms
Detector Type
Peak



Port 1
Port 2
Port 3
Port 4

26dB(Hz)	Fl-26dB(Hz)	Fh-26dB(Hz)	OBW(Hz)	Fl-OBW(Hz)	Fh-OBW(Hz)	Limit(Hz)	Port
34.56M	5.22206G	5.25662G	19.79M	5.229835G	5.249625G	Inf	1
31.02M	5.22377G	5.25479G	18.171M	5.230855G	5.249025G	Inf	2
28.23M	5.2259G	5.25413G	17.961M	5.230975G	5.248936G	Inf	3
36.93M	5.2245G	5.25938G	19.37M	5.230195G	5.249565G	Inf	4

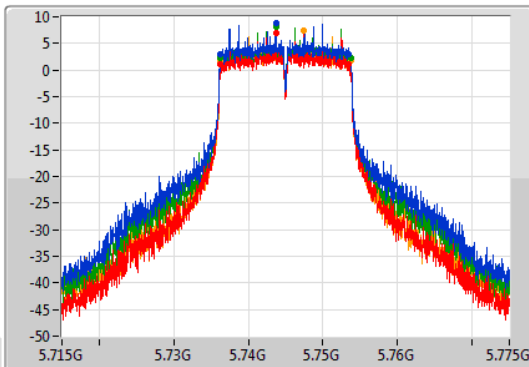
802.11ac VHT20_Nss1,(MCS0)_4TX

EBW

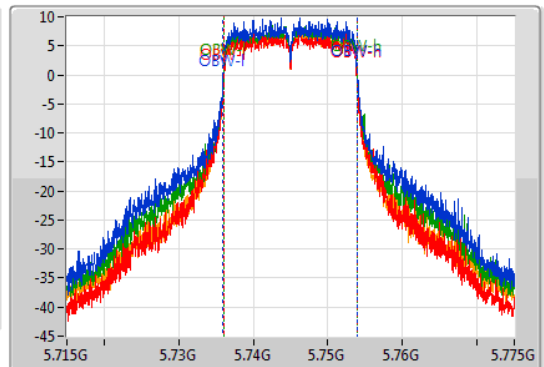
5745MHz

04/12/2020

CF
5.745GHz
Span
60MHz
RBW
100kHz
VBW
300kHz
Sweep Time
100ms
Detector Type
Peak



CF
5.745GHz
Span
60MHz
RBW
200kHz
VBW
1MHz
Sweep Time
100ms
Detector Type
Peak



Port 1
Port 2
Port 3
Port 4

6dB(Hz)	Fl-6dB(Hz)	Fh-6dB(Hz)	OBW(Hz)	Fl-OBW(Hz)	Fh-OBW(Hz)	Limit(Hz)	Port
17.28M	5.73621G	5.75349G	18.081M	5.735915G	5.753996G	500k	1
17.31M	5.73621G	5.75352G	17.871M	5.736034G	5.753906G	500k	2
17.55M	5.73621G	5.75376G	17.931M	5.736004G	5.753936G	500k	3
17.52M	5.73621G	5.75373G	17.811M	5.736064G	5.753876G	500k	4

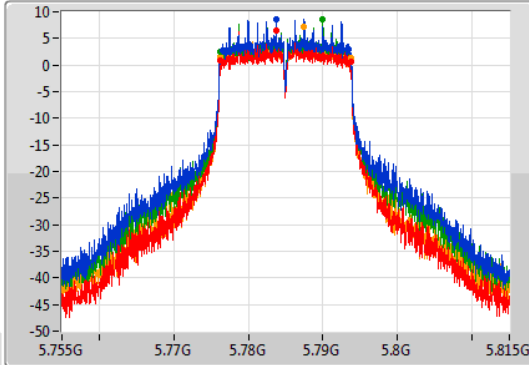
802.11ac VHT20_Nss1,(MCS0)_4TX

EBW

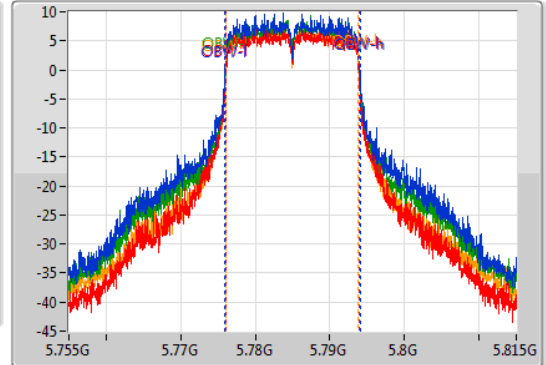
5785MHz

04/12/2020

CF
5.785GHz
Span
60MHz
RBW
100kHz
VBW
300kHz
Sweep Time
100ms
Detector Type
Peak



CF
5.785GHz
Span
60MHz
RBW
200kHz
VBW
1MHz
Sweep Time
100ms
Detector Type
Peak



Port 1
Port 2
Port 3
Port 4

6dB(Hz)	Fl-6dB(Hz)	Fh-6dB(Hz)	OBW(Hz)	Fl-OBW(Hz)	Fh-OBW(Hz)	Limit(Hz)	Port
17.01M	5.77648G	5.79349G	18.141M	5.775885G	5.794025G	500k	1
17.52M	5.77621G	5.79373G	17.841M	5.776034G	5.793876G	500k	2
17.31M	5.77621G	5.79352G	17.931M	5.776004G	5.793936G	500k	3
17.52M	5.77621G	5.79373G	17.781M	5.776064G	5.793846G	500k	4

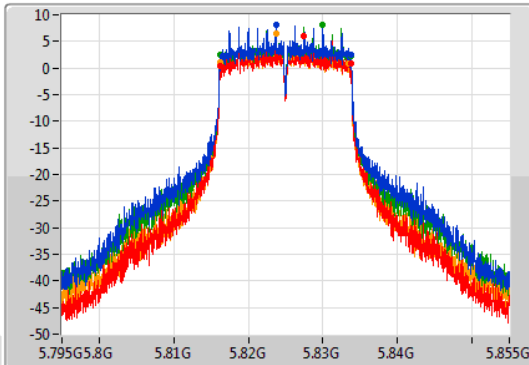
802.11ac VHT20_Nss1,(MCS0)_4TX

EBW

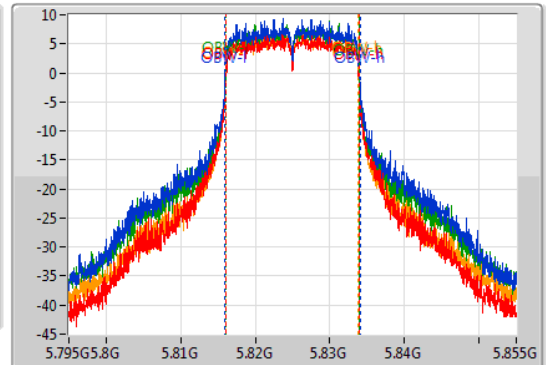
5825MHz

04/12/2020

CF
5.825GHz
Span
60MHz
RBW
100kHz
VBW
300kHz
Sweep Time
100ms
Detector Type
Peak



CF
5.825GHz
Span
60MHz
RBW
200kHz
VBW
1MHz
Sweep Time
100ms
Detector Type
Peak



Port 1
Port 2
Port 3
Port 4

6dB(Hz)	Fl-6dB(Hz)	Fh-6dB(Hz)	OBW(Hz)	Fl-OBW(Hz)	Fh-OBW(Hz)	Limit(Hz)	Port
17.25M	5.81648G	5.83373G	18.111M	5.815915G	5.834025G	500k	1
17.52M	5.81624G	5.83376G	17.871M	5.816034G	5.833906G	500k	2
17.52M	5.81624G	5.83376G	17.901M	5.816034G	5.833936G	500k	3
17.31M	5.81621G	5.83352G	17.781M	5.816064G	5.833846G	500k	4

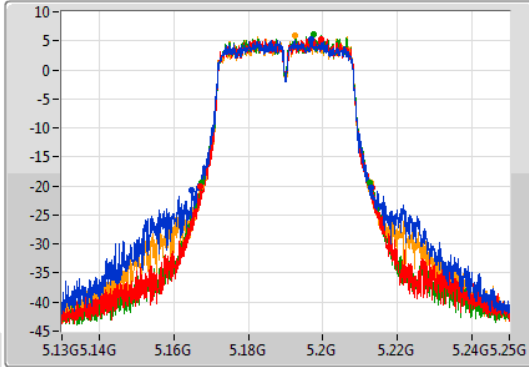
802.11ac VHT40_Nss1,(MCS0)_4TX

EBW

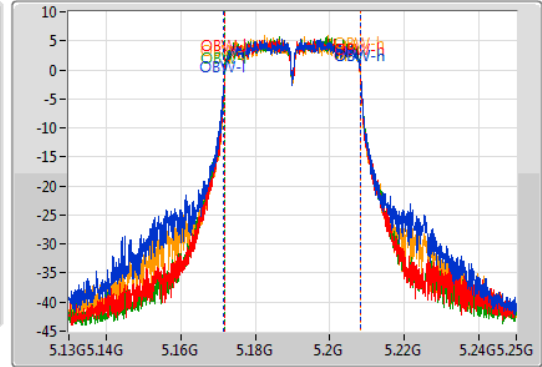
5190MHz

04/12/2020

CF
5.19GHz
Span
120MHz
RBW
500kHz
VBW
2MHz
Sweep Time
100ms
Detector Type
Peak



CF
5.19GHz
Span
120MHz
RBW
500kHz
VBW
2MHz
Sweep Time
100ms
Detector Type
Peak



Port 1
Port 2
Port 3
Port 4

26dB(Hz)	Fl-26dB(Hz)	Fh-26dB(Hz)	OBW(Hz)	Fl-OBW(Hz)	Fh-OBW(Hz)	Limit(Hz)	Port
48.18M	5.1648G	5.21298G	36.822M	5.171529G	5.208351G	Inf	1
45.96M	5.16714G	5.2131G	36.462M	5.171769G	5.208231G	Inf	2
45.24M	5.16732G	5.21256G	36.522M	5.171769G	5.208291G	Inf	3
45.48M	5.16756G	5.21304G	36.402M	5.171829G	5.208231G	Inf	4

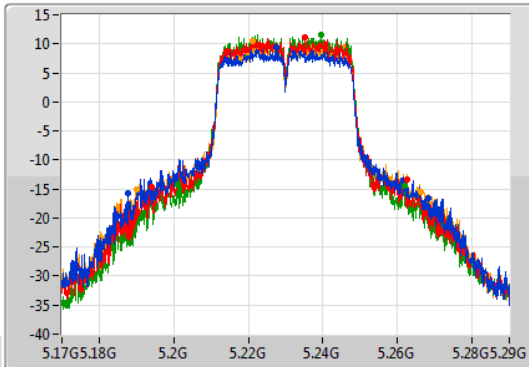
802.11ac VHT40_Nss1,(MCS0)_4TX

EBW

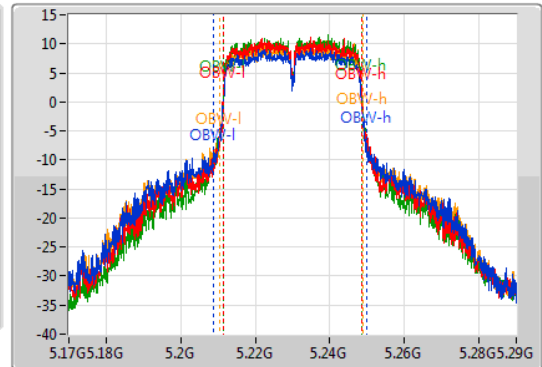
5230MHz

04/12/2020

CF
5.23GHz
Span
120MHz
RBW
500kHz
VBW
2MHz
Sweep Time
100ms
Detector Type
Peak



CF
5.23GHz
Span
120MHz
RBW
500kHz
VBW
2MHz
Sweep Time
100ms
Detector Type
Peak



Port 1
Port 2
Port 3
Port 4

26dB(Hz)	Fl-26dB(Hz)	Fh-26dB(Hz)	OBW(Hz)	Fl-OBW(Hz)	Fh-OBW(Hz)	Limit(Hz)	Port
80.7M	5.1877G	5.2684G	41.079M	5.208651G	5.24973G	Inf	1
68.7M	5.19394G	5.26264G	37.181M	5.211349G	5.248531G	Inf	2
60.78M	5.20102G	5.2618G	36.822M	5.211589G	5.248411G	Inf	3
76.44M	5.18992G	5.26636G	38.501M	5.21045G	5.248951G	Inf	4

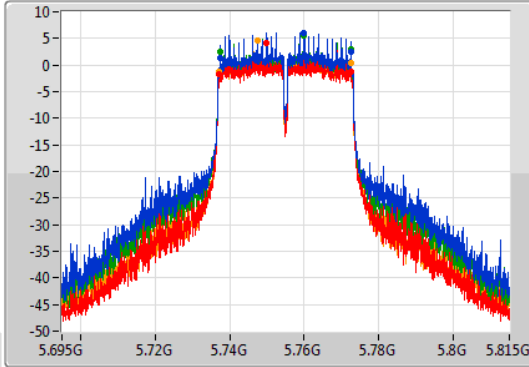
802.11ac VHT40_Nss1,(MCS0)_4TX

EBW

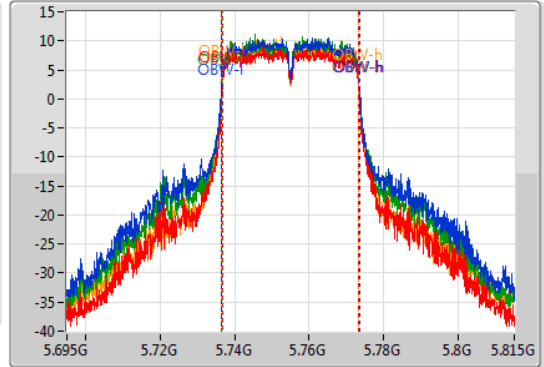
5755MHz

04/12/2020

CF
5.755GHz
Span
120MHz
RBW
100kHz
VBW
300kHz
Sweep Time
100ms
Detector Type
Peak



CF
5.755GHz
Span
120MHz
RBW
500kHz
VBW
2MHz
Sweep Time
100ms
Detector Type
Peak



Port 1
Port 2
Port 3
Port 4

6dB(Hz)	Fl-6dB(Hz)	Fh-6dB(Hz)	OBW(Hz)	Fl-OBW(Hz)	Fh-OBW(Hz)	Limit(Hz)	Port
35.1M	5.73742G	5.77252G	37.241M	5.736349G	5.773591G	500k	1
35.28M	5.73724G	5.77252G	36.582M	5.736709G	5.773291G	500k	2
35.1M	5.73742G	5.77252G	36.882M	5.736589G	5.773471G	500k	3
35.34M	5.73724G	5.77258G	36.522M	5.736709G	5.773231G	500k	4

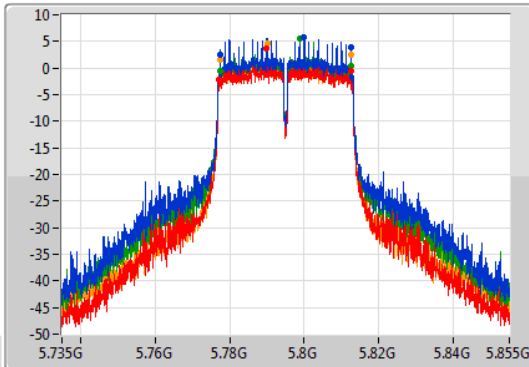
802.11ac VHT40_Nss1,(MCS0)_4TX

EBW

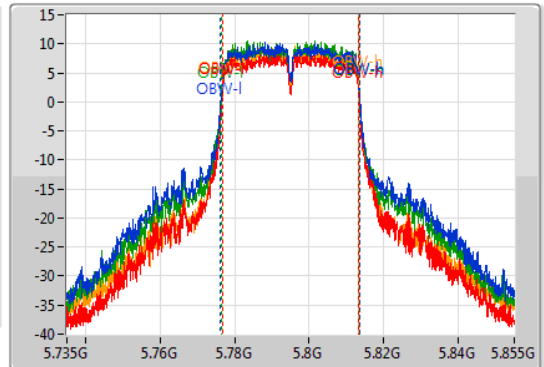
5795MHz

04/12/2020

CF
5.795GHz
Span
120MHz
RBW
100kHz
VBW
300kHz
Sweep Time
100ms
Detector Type
Peak



CF
5.795GHz
Span
120MHz
RBW
500kHz
VBW
2MHz
Sweep Time
100ms
Detector Type
Peak



Port 1
Port 2
Port 3
Port 4

6dB(Hz)	Fl-6dB(Hz)	Fh-6dB(Hz)	OBW(Hz)	Fl-OBW(Hz)	Fh-OBW(Hz)	Limit(Hz)	Port
35.1M	5.77742G	5.81252G	37.301M	5.776229G	5.813531G	500k	1
35.34M	5.77724G	5.81258G	36.642M	5.776649G	5.813291G	500k	2
35.16M	5.77742G	5.81258G	36.882M	5.776529G	5.813411G	500k	3
35.1M	5.77742G	5.81252G	36.522M	5.776709G	5.813231G	500k	4

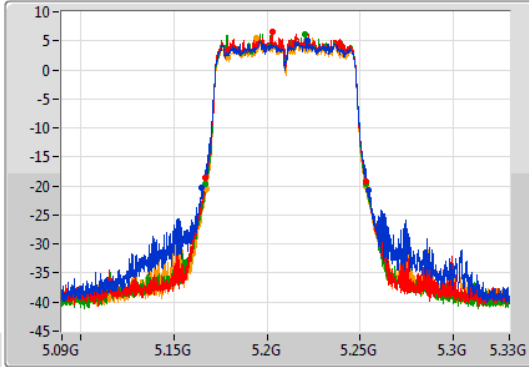
802.11ac VHT80_Nss1,(MCS0)_4TX

EBW

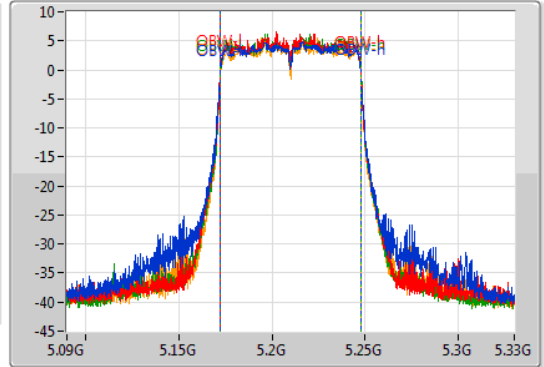
5210MHz

04/12/2020

CF
5.21GHz
Span
240MHz
RBW
1MHz
VBW
3MHz
Sweep Time
100ms
Detector Type
Peak



CF
5.21GHz
Span
240MHz
RBW
1MHz
VBW
3MHz
Sweep Time
100ms
Detector Type
Peak



Port 1
Port 2
Port 3
Port 4

26dB(Hz)	Fl-26dB(Hz)	Fh-26dB(Hz)	OBW(Hz)	Fl-OBW(Hz)	Fh-OBW(Hz)	Limit(Hz)	Port
89.28M	5.16512G	5.2544G	75.442M	5.172219G	5.247661G	Inf	1
86.04M	5.16716G	5.2532G	75.082M	5.172459G	5.247541G	Inf	2
86.52M	5.1668G	5.25332G	75.082M	5.172459G	5.247541G	Inf	3
85.44M	5.16764G	5.25308G	75.202M	5.172459G	5.247661G	Inf	4

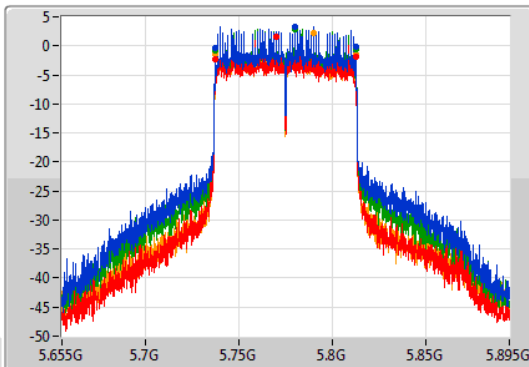
802.11ac VHT80_Nss1,(MCS0)_4TX

EBW

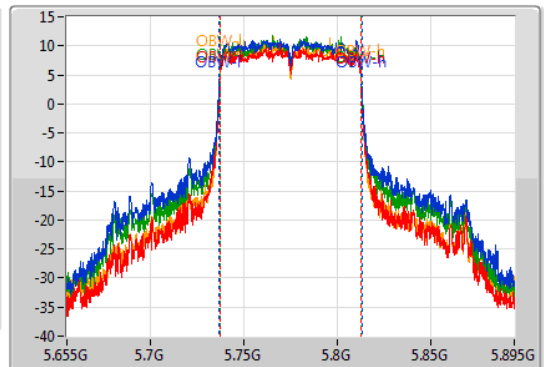
5775MHz

04/12/2020

CF
5.775GHz
Span
240MHz
RBW
100kHz
VBW
300kHz
Sweep Time
100ms
Detector Type
Peak



CF
5.775GHz
Span
240MHz
RBW
1MHz
VBW
3MHz
Sweep Time
100ms
Detector Type
Peak



Port 1
Port 2
Port 3
Port 4

6dB(Hz)	Fl-6dB(Hz)	Fh-6dB(Hz)	OBW(Hz)	Fl-OBW(Hz)	Fh-OBW(Hz)	Limit(Hz)	Port
75.12M	5.73744G	5.81256G	76.522M	5.736619G	5.813141G	500k	1
75.12M	5.73744G	5.81256G	75.562M	5.737219G	5.812781G	500k	2
75.12M	5.73744G	5.81256G	75.922M	5.736979G	5.812901G	500k	3
75.12M	5.73744G	5.81256G	75.442M	5.737219G	5.812661G	500k	4



Summary

Mode	Total Power (dBm)	Total Power (W)
5.15-5.25GHz	-	-
802.11a_Nss1,(6Mbps)_4TX	25.75	0.37584
802.11ac VHT20_Nss1,(MCS0)_4TX	25.68	0.36983
802.11ac VHT40_Nss1,(MCS0)_4TX	25.50	0.35481
802.11ac VHT80_Nss1,(MCS0)_4TX	19.75	0.09441
5.725-5.85GHz	-	-
802.11a_Nss1,(6Mbps)_4TX	25.35	0.34277
802.11ac VHT20_Nss1,(MCS0)_4TX	24.90	0.30903
802.11ac VHT40_Nss1,(MCS0)_4TX	24.85	0.30549
802.11ac VHT80_Nss1,(MCS0)_4TX	25.10	0.32359



Result

Mode	Result	DG (dBi)	Port 1 (dBm)	Port 2 (dBm)	Port 3 (dBm)	Port 4 (dBm)	Total Power (dBm)	Power Limit (dBm)
802.11a_Nss1,(6Mbps)_4TX	-	-	-	-	-	-	-	-
5180MHz	Pass	3.90	18.96	20.25	20.43	19.09	25.75	30.00
5200MHz	Pass	3.90	18.86	20.22	20.43	19.07	25.72	30.00
5240MHz	Pass	3.90	18.90	20.11	20.46	19.23	25.74	30.00
5745MHz	Pass	3.90	20.14	18.46	19.54	19.00	25.35	30.00
5785MHz	Pass	3.90	19.91	18.18	19.53	18.65	25.14	30.00
5825MHz	Pass	3.90	19.50	17.66	19.16	17.88	24.64	30.00
802.11ac VHT20_Nss1,(MCS0)_4TX	-	-	-	-	-	-	-	-
5180MHz	Pass	3.90	18.44	18.44	18.25	17.91	24.29	30.00
5200MHz	Pass	3.90	18.80	20.17	20.35	19.08	25.67	30.00
5240MHz	Pass	3.90	18.77	20.01	20.43	19.24	25.68	30.00
5745MHz	Pass	3.90	19.62	18.02	19.11	18.62	24.90	30.00
5785MHz	Pass	3.90	19.50	17.76	19.28	18.39	24.81	30.00
5825MHz	Pass	3.90	19.14	17.38	18.93	17.76	24.39	30.00
802.11ac VHT40_Nss1,(MCS0)_4TX	-	-	-	-	-	-	-	-
5190MHz	Pass	3.90	14.85	14.68	14.68	14.32	20.66	30.00
5230MHz	Pass	3.90	18.61	19.90	20.23	18.96	25.50	30.00
5755MHz	Pass	3.90	19.64	17.88	19.16	18.45	24.85	30.00
5795MHz	Pass	3.90	19.47	17.71	19.20	18.14	24.71	30.00
802.11ac VHT80_Nss1,(MCS0)_4TX	-	-	-	-	-	-	-	-
5210MHz	Pass	3.90	13.66	14.05	14.00	13.16	19.75	30.00
5775MHz	Pass	3.90	19.84	18.19	19.43	18.68	25.10	30.00

DG = Directional Gain; Port X = Port X output power



Summary

Mode	PD (dBm/RBW)
5.15-5.25GHz	-
802.11a_Nss1,(6Mbps)_4TX	12.94
802.11ac VHT20_Nss1,(MCS0)_4TX	12.70
802.11ac VHT40_Nss1,(MCS0)_4TX	9.64
802.11ac VHT80_Nss1,(MCS0)_4TX	0.92
5.725-5.85GHz	-
802.11a_Nss1,(6Mbps)_4TX	11.28
802.11ac VHT20_Nss1,(MCS0)_4TX	11.59
802.11ac VHT40_Nss1,(MCS0)_4TX	7.55
802.11ac VHT80_Nss1,(MCS0)_4TX	4.77

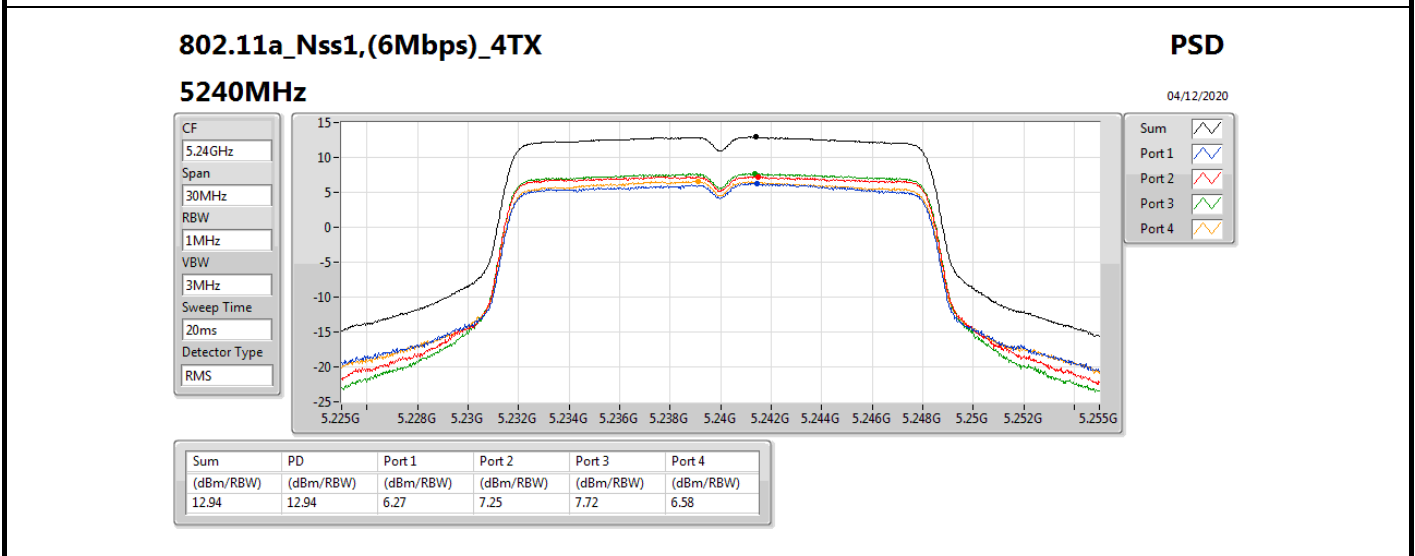
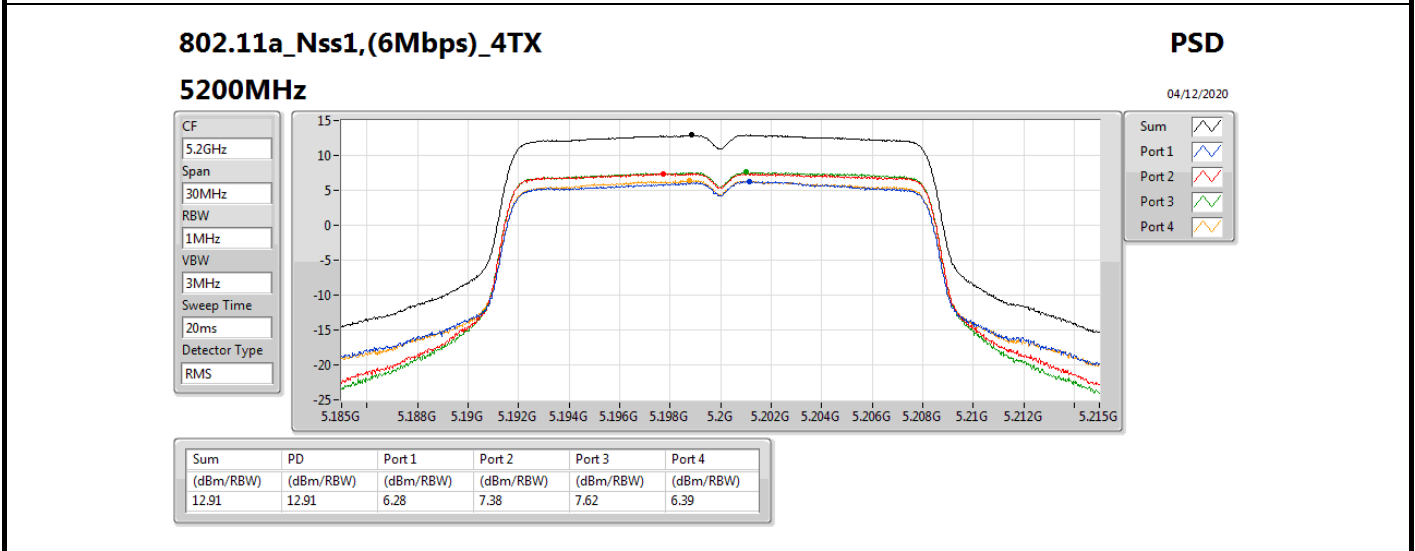
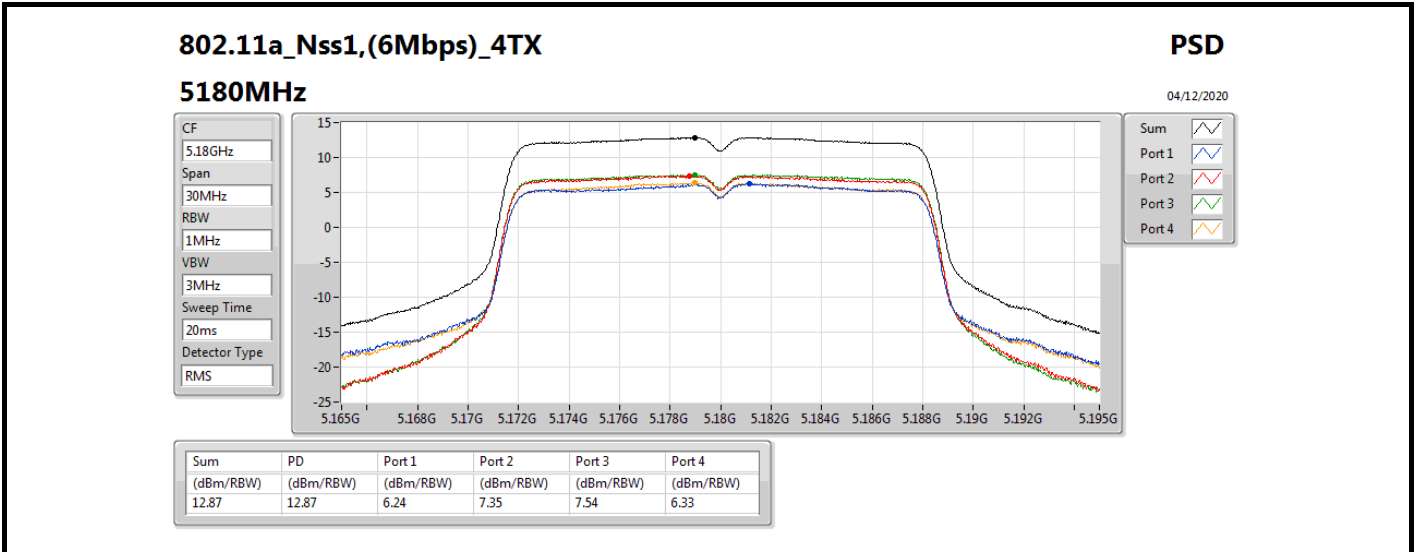
RBW = 500 kHz for 5.725-5.85GHz band / 1MHz for other band;

Result

Mode	Result	DG (dBi)	Port 1 (dBm/RBW)	Port 2 (dBm/RBW)	Port 3 (dBm/RBW)	Port 4 (dBm/RBW)	PD (dBm/RBW)	PD Limit (dBm/RBW)
802.11a_Nss1,(6Mbps)_4TX	-	-	-	-	-	-	-	-
5180MHz	Pass	9.62	6.24	7.35	7.54	6.33	12.87	13.38
5200MHz	Pass	9.62	6.28	7.38	7.62	6.39	12.91	13.38
5240MHz	Pass	9.62	6.27	7.25	7.72	6.58	12.94	13.38
5745MHz	Pass	9.62	6.22	4.46	5.65	5.00	11.28	26.38
5785MHz	Pass	9.62	5.75	3.82	5.36	4.46	10.85	26.38
5825MHz	Pass	9.62	5.43	3.56	5.17	3.90	10.49	26.38
802.11ac VHT20_Nss1,(MCS0)_4TX	-	-	-	-	-	-	-	-
5180MHz	Pass	9.62	5.39	5.25	5.04	4.96	11.14	13.38
5200MHz	Pass	9.62	5.94	7.09	7.32	6.12	12.59	13.38
5240MHz	Pass	9.62	5.93	6.99	7.48	6.47	12.70	13.38
5745MHz	Pass	9.62	6.25	4.70	5.94	5.42	11.59	26.38
5785MHz	Pass	9.62	5.07	3.28	4.91	3.99	10.28	26.38
5825MHz	Pass	9.62	4.79	3.01	4.67	3.49	9.99	26.38
802.11ac VHT40_Nss1,(MCS0)_4TX	-	-	-	-	-	-	-	-
5190MHz	Pass	9.62	-1.14	-1.15	-1.23	-1.66	4.61	13.38
5230MHz	Pass	9.62	2.82	4.19	4.50	3.07	9.64	13.38
5755MHz	Pass	9.62	2.39	0.60	2.11	1.27	7.55	26.38
5795MHz	Pass	9.62	2.06	0.16	1.98	0.88	7.22	26.38
802.11ac VHT80_Nss1,(MCS0)_4TX	-	-	-	-	-	-	-	-
5210MHz	Pass	9.62	-5.15	-4.63	-4.63	-5.62	0.92	13.38
5775MHz	Pass	9.62	-0.34	-2.22	-0.58	-1.55	4.77	26.38

DG = Directional Gain; RBW = 500 kHz for 5.725-5.85GHz band / 1MHz for other band;

PD = trace bin-by-bin of each transmits port summing can be performed maximum power density; Port X = Port X power density;



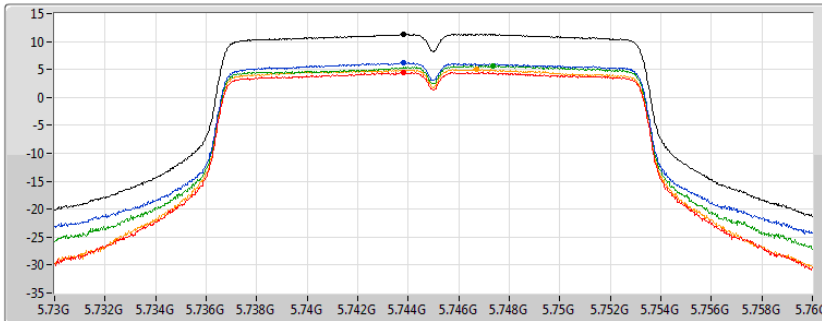
802.11a_Nss1,(6Mbps)_4TX

PSD

5745MHz

04/12/2020

CF
5.745GHz
Span
30MHz
RBW
500kHz
VBW
3MHz
Sweep Time
20ms
Detector Type
RMS



Sum
Port 1
Port 2
Port 3
Port 4

Sum	PD	Port 1	Port 2	Port 3	Port 4
(dBm/RBW)	(dBm/RBW)	(dBm/RBW)	(dBm/RBW)	(dBm/RBW)	(dBm/RBW)
11.28	11.28	6.22	4.46	5.65	5.00

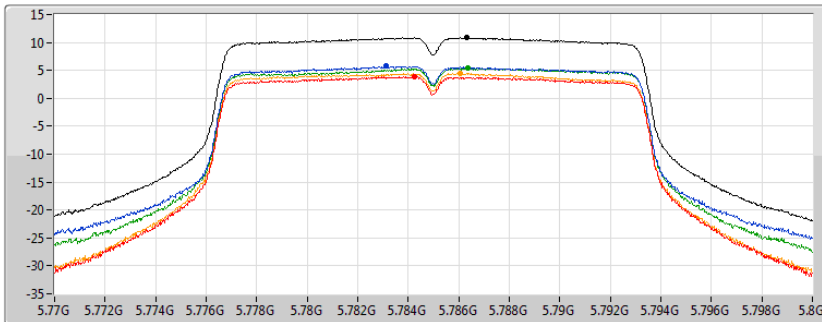
802.11a_Nss1,(6Mbps)_4TX

PSD

5785MHz

04/12/2020

CF
5.785GHz
Span
30MHz
RBW
500kHz
VBW
3MHz
Sweep Time
20ms
Detector Type
RMS



Sum
Port 1
Port 2
Port 3
Port 4

Sum	PD	Port 1	Port 2	Port 3	Port 4
(dBm/RBW)	(dBm/RBW)	(dBm/RBW)	(dBm/RBW)	(dBm/RBW)	(dBm/RBW)
10.85	10.85	5.75	3.82	5.36	4.46

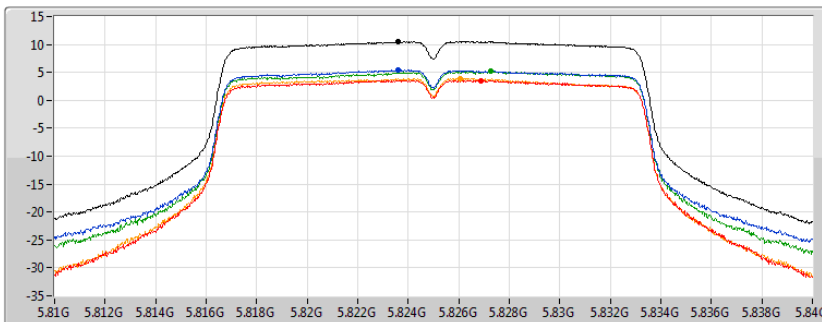
802.11a_Nss1,(6Mbps)_4TX

PSD

5825MHz

04/12/2020

CF
5.825GHz
Span
30MHz
RBW
500kHz
VBW
3MHz
Sweep Time
20ms
Detector Type
RMS



Sum
Port 1
Port 2
Port 3
Port 4

Sum	PD	Port 1	Port 2	Port 3	Port 4
(dBm/RBW)	(dBm/RBW)	(dBm/RBW)	(dBm/RBW)	(dBm/RBW)	(dBm/RBW)
10.49	10.49	5.43	3.56	5.17	3.90

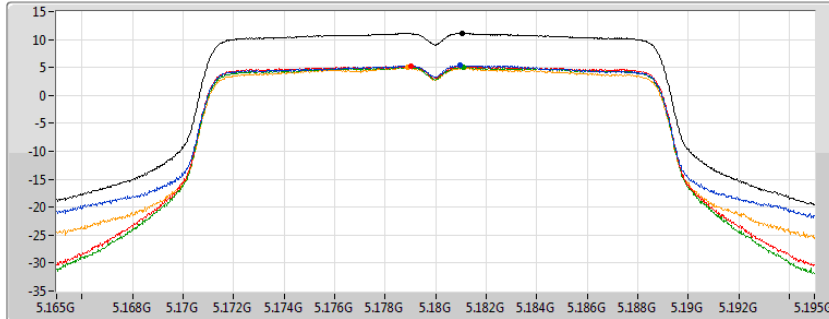
802.11ac VHT20_Nss1,(MCS0)_4TX

PSD

5180MHz

04/12/2020

CF
5.18GHz
Span
30MHz
RBW
1MHz
VBW
3MHz
Sweep Time
20ms
Detector Type
RMS



Sum
Port 1
Port 2
Port 3
Port 4

Sum	PD	Port 1	Port 2	Port 3	Port 4
(dBm/RBW)	(dBm/RBW)	(dBm/RBW)	(dBm/RBW)	(dBm/RBW)	(dBm/RBW)
11.14	11.14	5.39	5.25	5.04	4.96

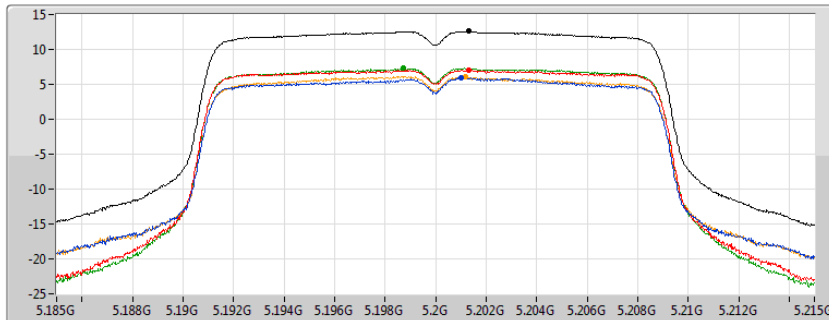
802.11ac VHT20_Nss1,(MCS0)_4TX

PSD

5200MHz

04/12/2020

CF
5.2GHz
Span
30MHz
RBW
1MHz
VBW
3MHz
Sweep Time
20ms
Detector Type
RMS



Sum
Port 1
Port 2
Port 3
Port 4

Sum	PD	Port 1	Port 2	Port 3	Port 4
(dBm/RBW)	(dBm/RBW)	(dBm/RBW)	(dBm/RBW)	(dBm/RBW)	(dBm/RBW)
12.59	12.59	5.94	7.09	7.32	6.12

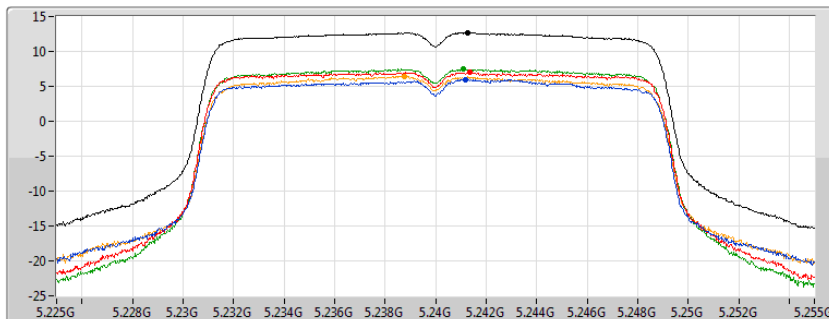
802.11ac VHT20_Nss1,(MCS0)_4TX

PSD

5240MHz

04/12/2020

CF
5.24GHz
Span
30MHz
RBW
1MHz
VBW
3MHz
Sweep Time
20ms
Detector Type
RMS



Sum
Port 1
Port 2
Port 3
Port 4

Sum	PD	Port 1	Port 2	Port 3	Port 4
(dBm/RBW)	(dBm/RBW)	(dBm/RBW)	(dBm/RBW)	(dBm/RBW)	(dBm/RBW)
12.70	12.70	5.93	6.99	7.48	6.47

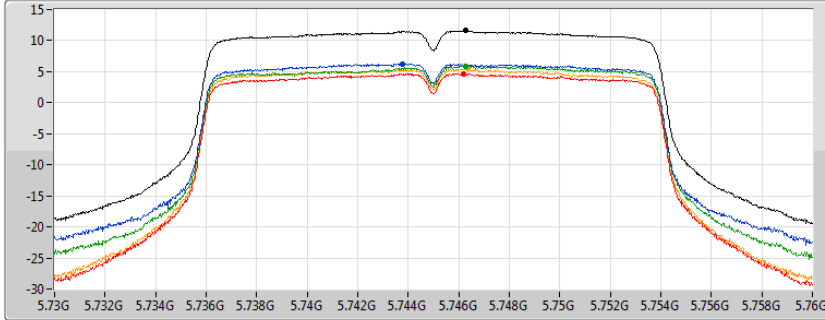
802.11ac VHT20_Nss1,(MCS0)_4TX

PSD

5745MHz

04/12/2020

CF
5.745GHz
Span
30MHz
RBW
500kHz
VBW
3MHz
Sweep Time
20ms
Detector Type
RMS



Sum
Port 1
Port 2
Port 3
Port 4

Sum	PD	Port 1	Port 2	Port 3	Port 4
(dBm/RBW)	(dBm/RBW)	(dBm/RBW)	(dBm/RBW)	(dBm/RBW)	(dBm/RBW)
11.59	11.59	6.25	4.70	5.94	5.42

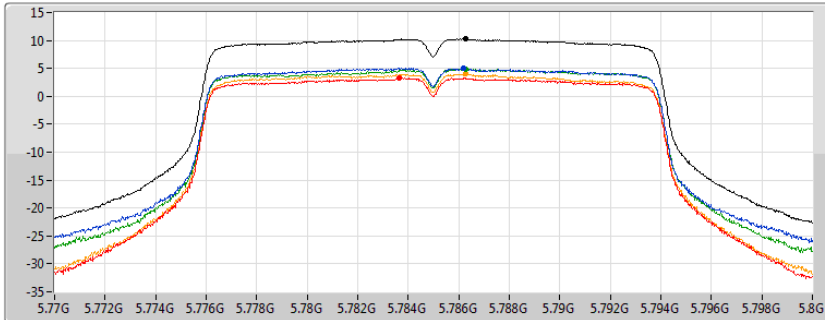
802.11ac VHT20_Nss1,(MCS0)_4TX

PSD

5785MHz

04/12/2020

CF
5.785GHz
Span
30MHz
RBW
500kHz
VBW
3MHz
Sweep Time
20ms
Detector Type
RMS



Sum
Port 1
Port 2
Port 3
Port 4

Sum	PD	Port 1	Port 2	Port 3	Port 4
(dBm/RBW)	(dBm/RBW)	(dBm/RBW)	(dBm/RBW)	(dBm/RBW)	(dBm/RBW)
10.28	10.28	5.07	3.28	4.91	3.99

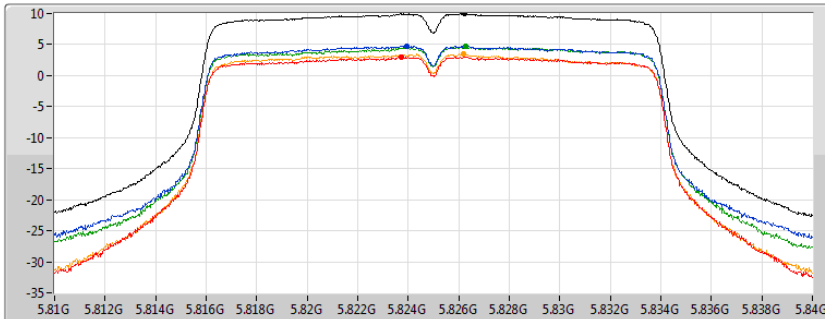
802.11ac VHT20_Nss1,(MCS0)_4TX

PSD

5825MHz

04/12/2020

CF
5.825GHz
Span
30MHz
RBW
500kHz
VBW
3MHz
Sweep Time
20ms
Detector Type
RMS



Sum
Port 1
Port 2
Port 3
Port 4

Sum	PD	Port 1	Port 2	Port 3	Port 4
(dBm/RBW)	(dBm/RBW)	(dBm/RBW)	(dBm/RBW)	(dBm/RBW)	(dBm/RBW)
9.99	9.99	4.79	3.01	4.67	3.49

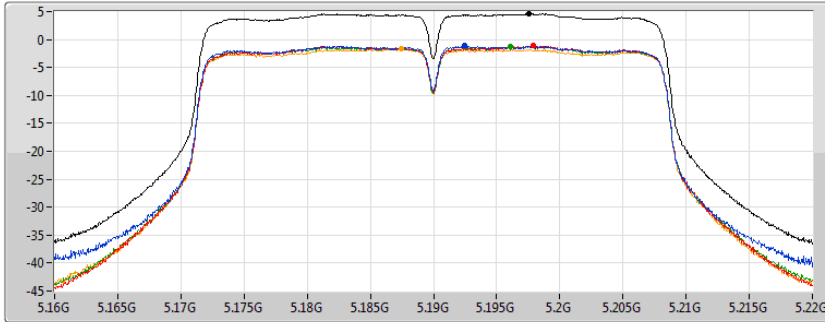
802.11ac VHT40_Nss1,(MCS0)_4TX

PSD

5190MHz

04/12/2020

CF
5.19GHz
Span
60MHz
RBW
1MHz
VBW
3MHz
Sweep Time
20ms
Detector Type
RMS



Sum
Port 1
Port 2
Port 3
Port 4

Sum	PD	Port 1	Port 2	Port 3	Port 4
(dBm/RBW)	(dBm/RBW)	(dBm/RBW)	(dBm/RBW)	(dBm/RBW)	(dBm/RBW)
4.61	4.61	-1.14	-1.15	-1.23	-1.66

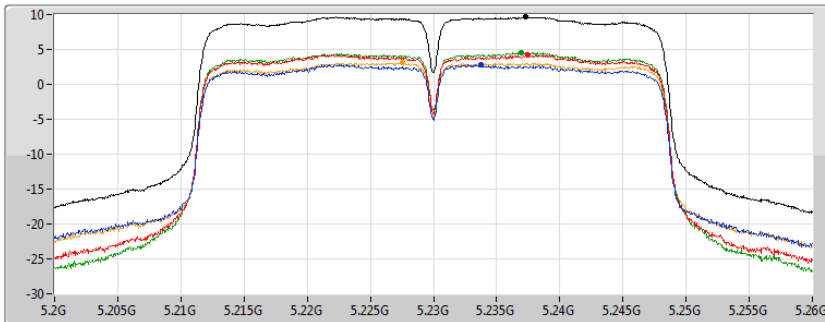
802.11ac VHT40_Nss1,(MCS0)_4TX

PSD

5230MHz

04/12/2020

CF
5.23GHz
Span
60MHz
RBW
1MHz
VBW
3MHz
Sweep Time
20ms
Detector Type
RMS



Sum
Port 1
Port 2
Port 3
Port 4

Sum	PD	Port 1	Port 2	Port 3	Port 4
(dBm/RBW)	(dBm/RBW)	(dBm/RBW)	(dBm/RBW)	(dBm/RBW)	(dBm/RBW)
9.64	9.64	2.82	4.19	4.50	3.07

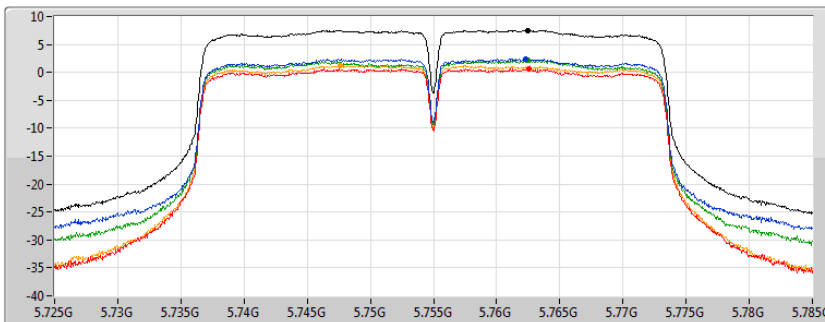
802.11ac VHT40_Nss1,(MCS0)_4TX

PSD

5755MHz

04/12/2020

CF
5.755GHz
Span
60MHz
RBW
500kHz
VBW
3MHz
Sweep Time
20ms
Detector Type
RMS



Sum
Port 1
Port 2
Port 3
Port 4

Sum	PD	Port 1	Port 2	Port 3	Port 4
(dBm/RBW)	(dBm/RBW)	(dBm/RBW)	(dBm/RBW)	(dBm/RBW)	(dBm/RBW)
7.55	7.55	2.39	0.60	2.11	1.27

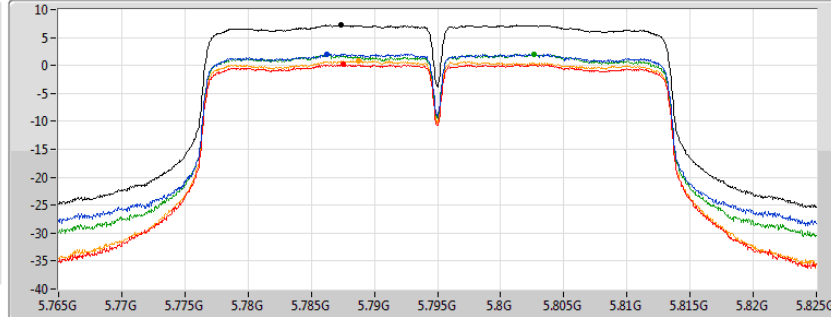
802.11ac VHT40_Nss1,(MCS0)_4TX

PSD

5795MHz

04/12/2020

CF
5.795GHz
Span
60MHz
RBW
500kHz
VBW
3MHz
Sweep Time
20ms
Detector Type
RMS



Sum
Port 1
Port 2
Port 3
Port 4

Sum	PD	Port 1	Port 2	Port 3	Port 4
(dBm/RBW)	(dBm/RBW)	(dBm/RBW)	(dBm/RBW)	(dBm/RBW)	(dBm/RBW)
7.22	7.22	2.06	0.16	1.98	0.88

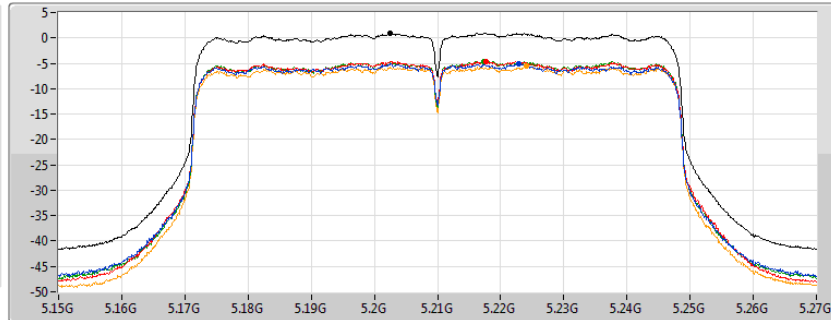
802.11ac VHT80_Nss1,(MCS0)_4TX

PSD

5210MHz

04/12/2020

CF
5.21GHz
Span
120MHz
RBW
1MHz
VBW
3MHz
Sweep Time
20ms
Detector Type
RMS



Sum
Port 1
Port 2
Port 3
Port 4

Sum	PD	Port 1	Port 2	Port 3	Port 4
(dBm/RBW)	(dBm/RBW)	(dBm/RBW)	(dBm/RBW)	(dBm/RBW)	(dBm/RBW)
0.92	0.92	-5.15	-4.63	-4.63	-5.62

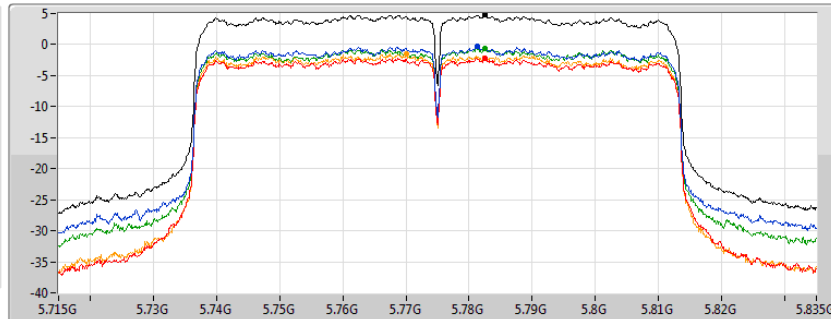
802.11ac VHT80_Nss1,(MCS0)_4TX

PSD

5775MHz

04/12/2020

CF
5.775GHz
Span
120MHz
RBW
500kHz
VBW
3MHz
Sweep Time
20ms
Detector Type
RMS



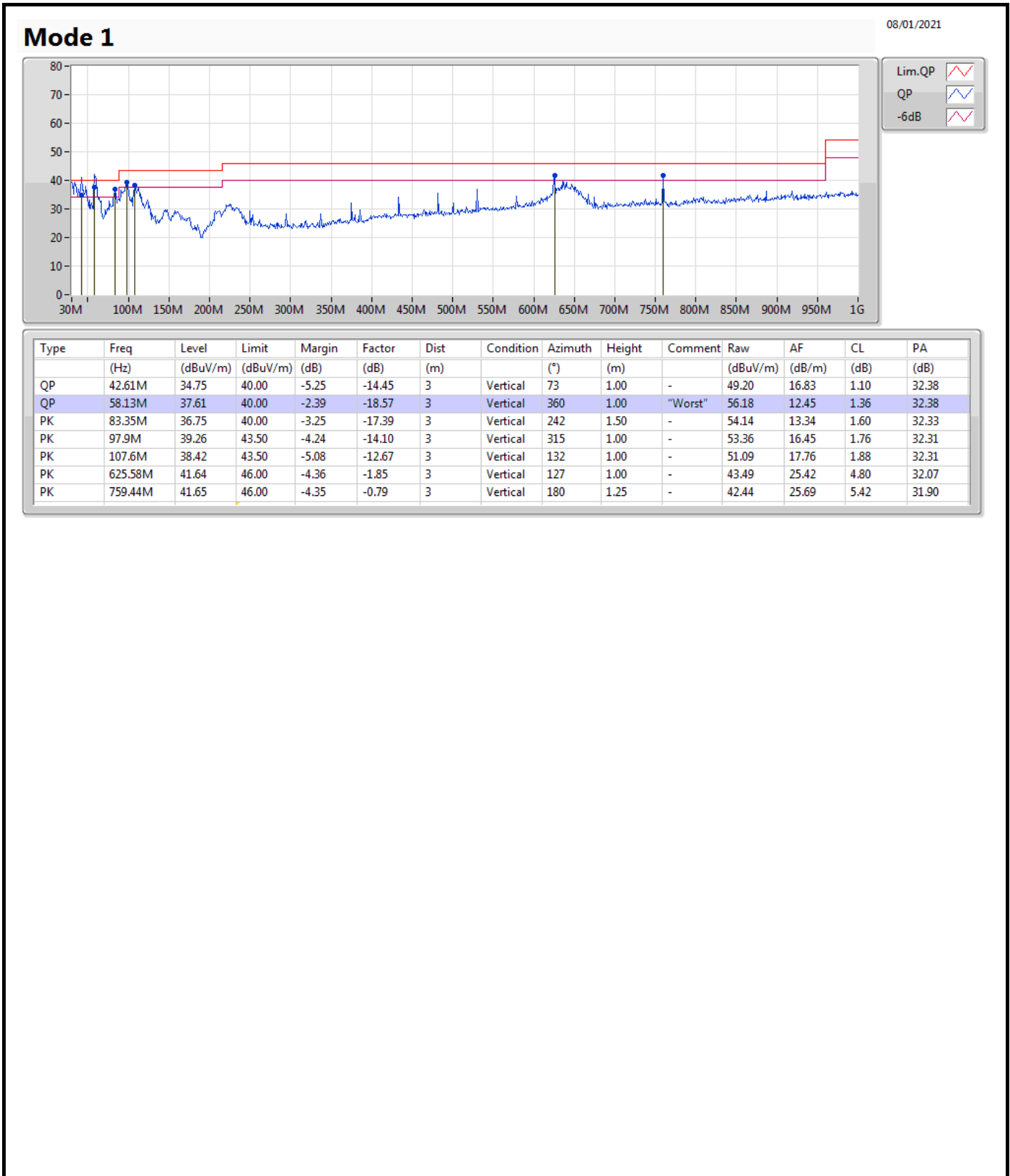
Sum
Port 1
Port 2
Port 3
Port 4

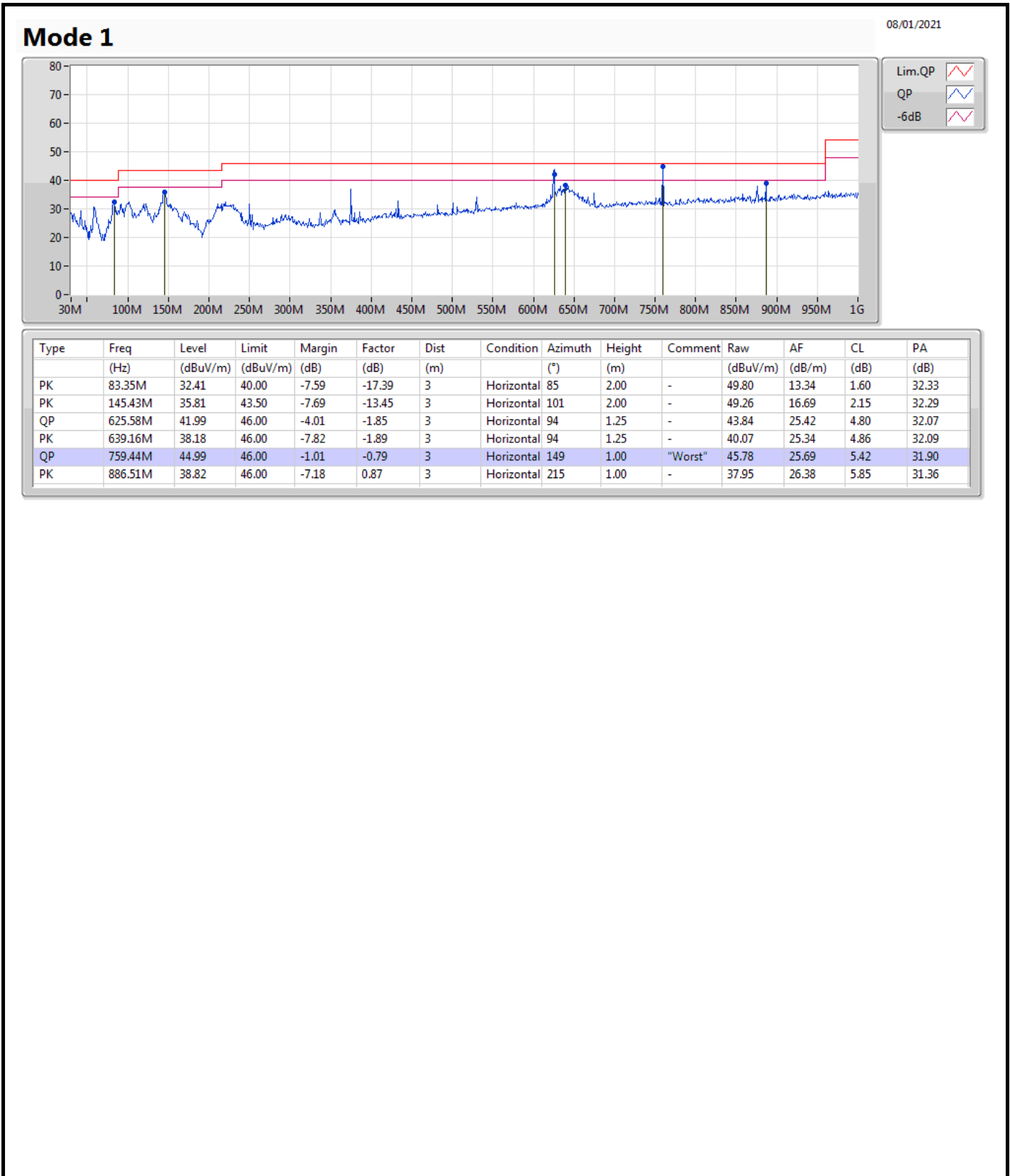
Sum	PD	Port 1	Port 2	Port 3	Port 4
(dBm/RBW)	(dBm/RBW)	(dBm/RBW)	(dBm/RBW)	(dBm/RBW)	(dBm/RBW)
4.77	4.77	-0.34	-2.22	-0.58	-1.55



Summary

Mode	Result	Type	Freq (Hz)	Level (dBuV/m)	Limit (dBuV/m)	Margin (dB)	Condition
Mode 1	Pass	QP	759.44M	44.99	46.00	-1.01	Horizontal







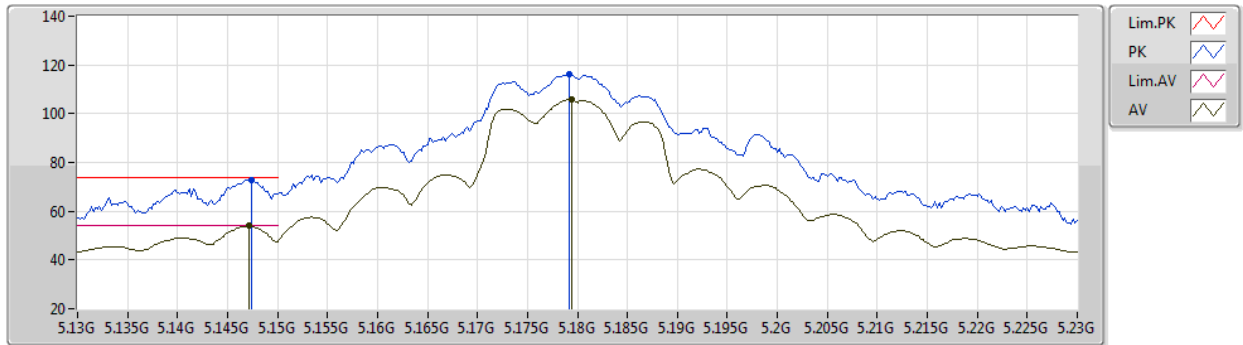
Summary

Mode	Result	Type	Freq (Hz)	Level (dBuV/m)	Limit (dBuV/m)	Margin (dB)	Dist (m)	Condition	Azimuth (°)	Height (m)	Comments
5.15-5.25GHz	-	-	-	-	-	-	-	-	-	-	-
802.11ac_VHT20_Nss1,(MCS0)_4TX	Pass	AV	5.1472G	53.99	54.00	-0.01	3	Vertical	10	1.50	-

802.11a_Nss1,(6Mbps)_4TX

01/12/2020

5180MHz_TX



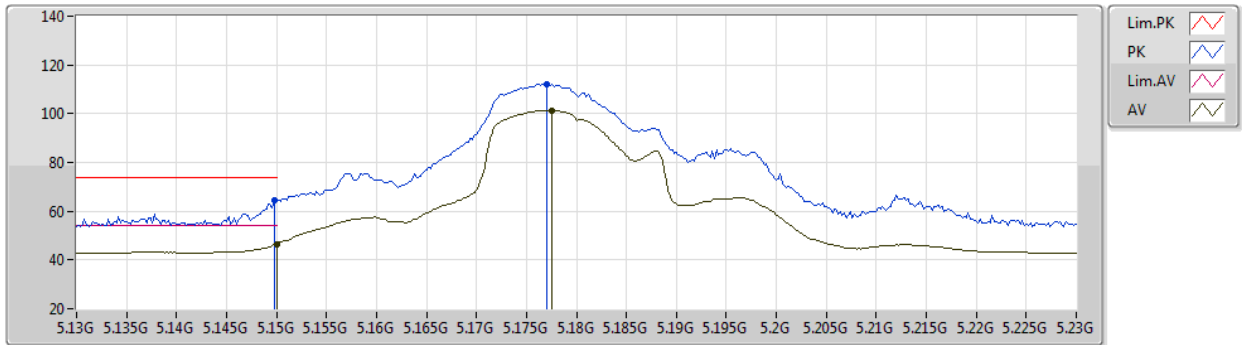
EUT Y_4TX
Setting 22.5
01-A-G-2-10

Type	Freq (Hz)	Level (dBuV/m)	Limit (dBuV/m)	Margin (dB)	Raw (dBuV)	Dist (m)	Condition	Azimuth (°)	Height (m)	Comment	AF (dB)	CL (dB)	PA (dB)
PK	5.1474G	72.80	74.00	-1.20	69.66	3	Vertical	9	1.48	-	32.60	5.17	34.63
AV	5.1472G	53.89	54.00	-0.11	50.75	3	Vertical	9	1.48	-	32.60	5.17	34.63
PK	5.1792G	115.99	Inf	-Inf	112.78	3	Vertical	9	1.48	-	32.66	5.19	34.64
AV	5.1794G	105.88	Inf	-Inf	102.67	3	Vertical	9	1.48	-	32.66	5.19	34.64

802.11a_Nss1,(6Mbps)_4TX

01/12/2020

5180MHz_TX



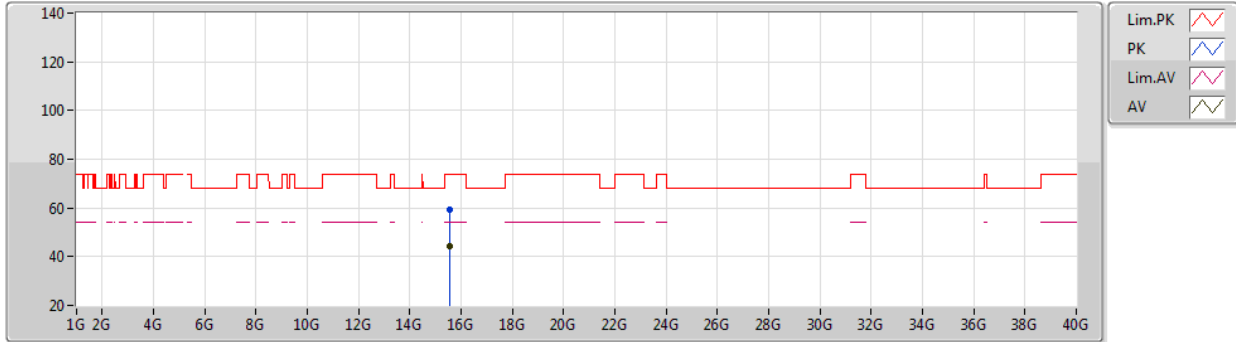
EUT Y_4TX
Setting 22.5
01-A-G-2-10

Type	Freq (Hz)	Level (dBuV/m)	Limit (dBuV/m)	Margin (dB)	Raw (dBuV)	Dist (m)	Condition	Azimuth (°)	Height (m)	Comment	AF (dB)	CL (dB)	PA (dB)
PK	5.1498G	64.55	74.00	-9.45	61.41	3	Horizontal	194	1.61	-	32.60	5.17	34.63
AV	5.15G	46.51	54.00	-7.49	43.37	3	Horizontal	194	1.61	-	32.60	5.17	34.63
PK	5.177G	112.27	Inf	-Inf	109.07	3	Horizontal	194	1.61	-	32.65	5.19	34.64
AV	5.1776G	101.39	Inf	-Inf	98.18	3	Horizontal	194	1.61	-	32.66	5.19	34.64

802.11a_Nss1,(6Mbps)_4TX

01/12/2020

5180MHz_TX



EUT Y_4TX
Setting 22.5
01-A-G-2

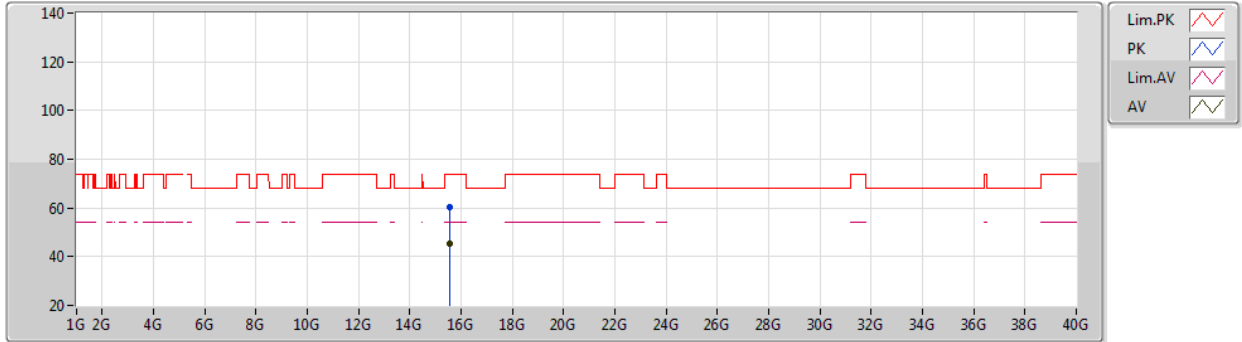
Type	Freq (Hz)	Level (dBuV/m)	Limit (dBuV/m)	Margin (dB)	Raw (dBuV)	Dist (m)	Condition	Azimuth (°)	Height (m)	Comment	AF (dB)	CL (dB)	PA (dB)
PK	15.53908G	59.22	74.00	-14.78	46.65	3	Vertical	66	1.71	-	38.18	9.21	34.82
AV	15.53904G	44.50	54.00	-9.50	31.93	3	Vertical	66	1.71	-	38.18	9.21	34.82



802.11a_Nss1,(6Mbps)_4TX

01/12/2020

5180MHz_TX



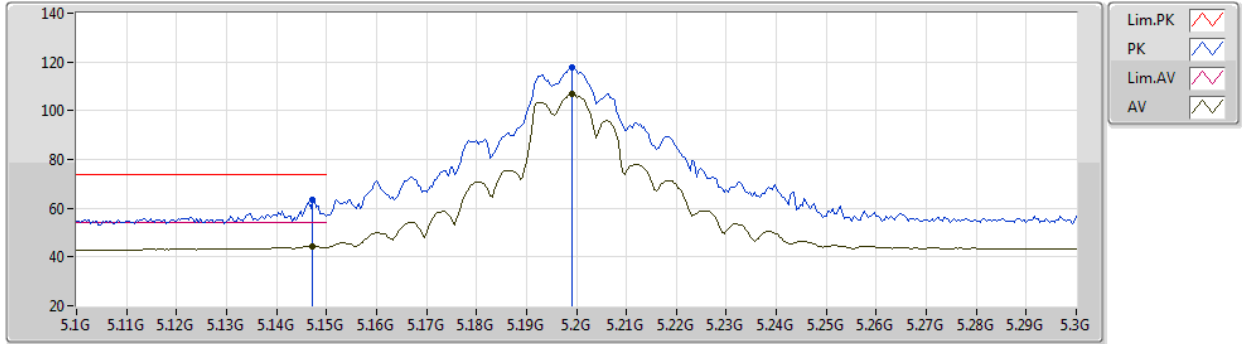
EUT Y_4TX
Setting 22.5
01-A-G-2

Type	Freq (Hz)	Level (dBuV/m)	Limit (dBuV/m)	Margin (dB)	Raw (dBuV)	Dist (m)	Condition	Azimuth (°)	Height (m)	Comment	AF (dB)	CL (dB)	PA (dB)
PK	15.53372G	60.30	74.00	-13.70	47.73	3	Horizontal	31	1.77	-	38.17	9.21	34.81
AV	15.53308G	45.23	54.00	-8.77	32.66	3	Horizontal	31	1.77	-	38.17	9.21	34.81

802.11a_Nss1,(6Mbps)_4TX

01/12/2020

5200MHz_TX



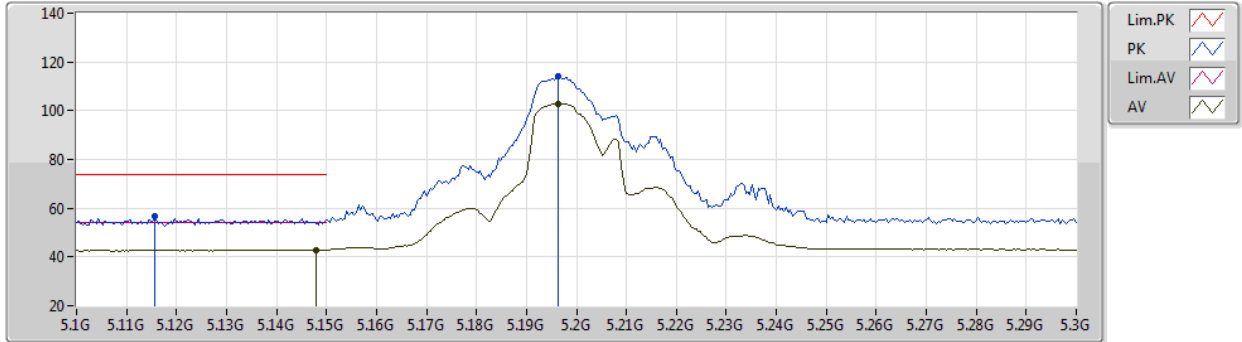
EUT Y_4TX
Setting 23
01-A-G-2-10

Type	Freq (Hz)	Level (dBuV/m)	Limit (dBuV/m)	Margin (dB)	Raw (dBuV)	Dist (m)	Condition	Azimuth (°)	Height (m)	Comment	AF (dB)	CL (dB)	PA (dB)
PK	5.1472G	63.40	74.00	-10.60	60.26	3	Vertical	6	1.42	-	32.60	5.17	34.63
AV	5.1472G	44.47	54.00	-9.53	41.33	3	Vertical	6	1.42	-	32.60	5.17	34.63
PK	5.1992G	117.64	Inf	-Inf	114.39	3	Vertical	6	1.42	-	32.70	5.20	34.65
AV	5.1992G	106.93	Inf	-Inf	103.68	3	Vertical	6	1.42	-	32.70	5.20	34.65

802.11a_Nss1,(6Mbps)_4TX

01/12/2020

5200MHz_TX



EUT Y_4TX
Setting 23
01-A-G-2-10

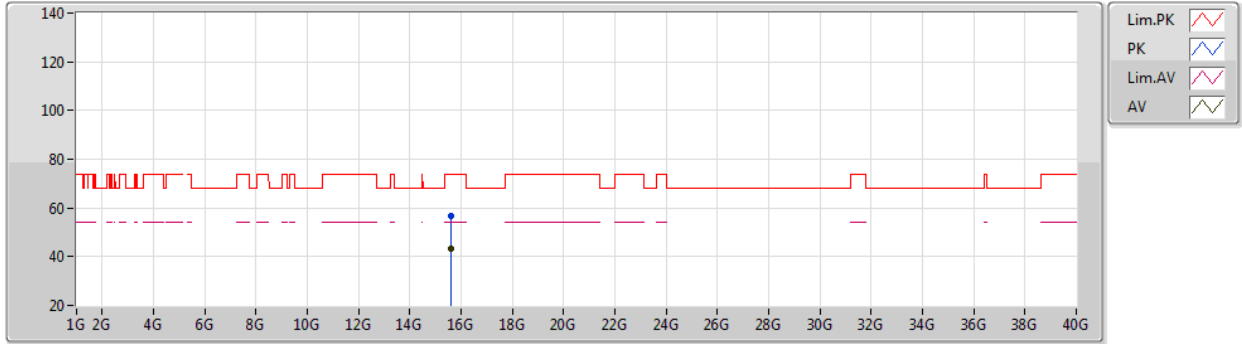
Type	Freq (Hz)	Level (dBuV/m)	Limit (dBuV/m)	Margin (dB)	Raw (dBuV)	Dist (m)	Condition	Azimuth (°)	Height (m)	Comment	AF (dB)	CL (dB)	PA (dB)
PK	5.1156G	56.80	74.00	-17.20	53.66	3	Horizontal	200	1.49	-	32.60	5.16	34.62
AV	5.148G	42.96	54.00	-11.04	39.82	3	Horizontal	200	1.49	-	32.60	5.17	34.63
PK	5.1964G	113.88	Inf	-Inf	110.64	3	Horizontal	200	1.49	-	32.69	5.20	34.65
AV	5.1964G	102.98	Inf	-Inf	99.74	3	Horizontal	200	1.49	-	32.69	5.20	34.65



802.11a_Nss1,(6Mbps)_4TX

01/12/2020

5200MHz_TX



EUT Y_4TX
Setting 23
01-A-G-2

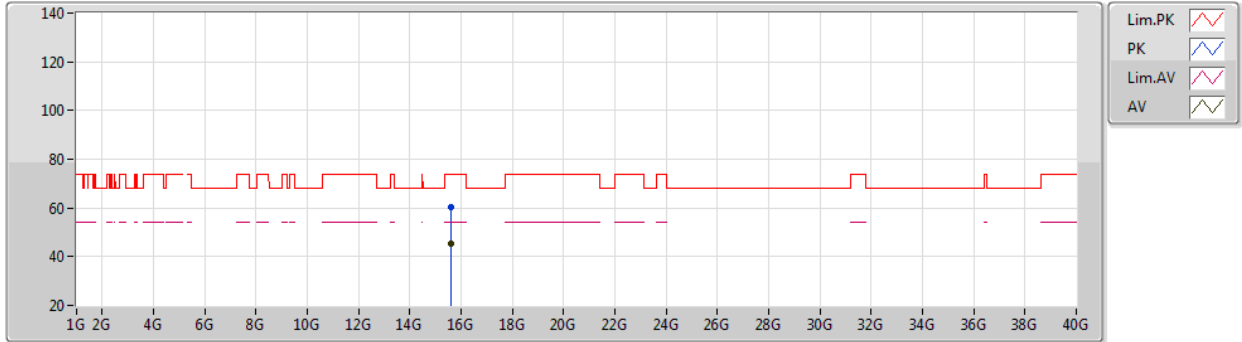
Type	Freq (Hz)	Level (dBuV/m)	Limit (dBuV/m)	Margin (dB)	Raw (dBuV)	Dist (m)	Condition	Azimuth (°)	Height (m)	Comment	AF (dB)	CL (dB)	PA (dB)
PK	15.59804G	56.78	74.00	-17.22	44.14	3	Vertical	205	1.08	-	38.30	9.22	34.88
AV	15.59024G	43.13	54.00	-10.87	30.50	3	Vertical	205	1.08	-	38.28	9.22	34.87



802.11a_Nss1,(6Mbps)_4TX

01/12/2020

5200MHz_TX



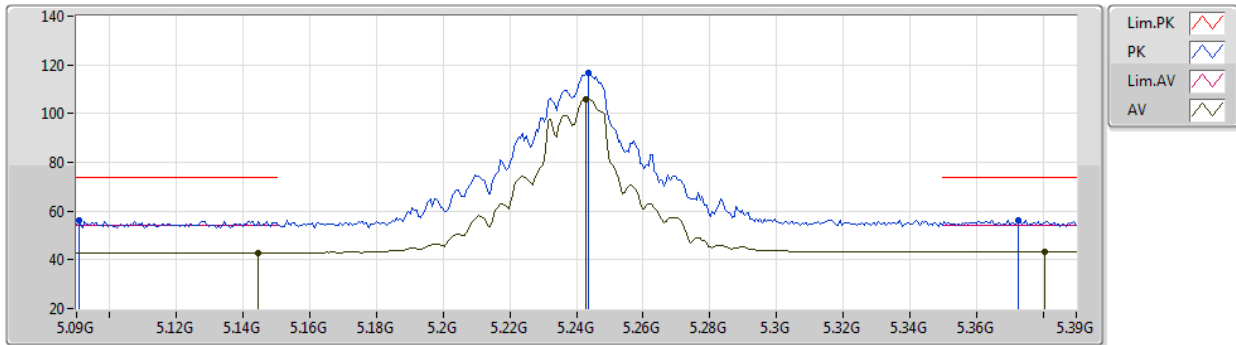
EUT Y_4TX
Setting 23
01-A-G-2

Type	Freq (Hz)	Level (dBuV/m)	Limit (dBuV/m)	Margin (dB)	Raw (dBuV)	Dist (m)	Condition	Azimuth (°)	Height (m)	Comment	AF (dB)	CL (dB)	PA (dB)
PK	15.59256G	60.11	74.00	-13.89	47.47	3	Horizontal	103	2.60	-	38.29	9.22	34.87
AV	15.59172G	45.49	54.00	-8.51	32.86	3	Horizontal	103	2.60	-	38.28	9.22	34.87

802.11a_Nss1,(6Mbps)_4TX

01/12/2020

5240MHz_TX



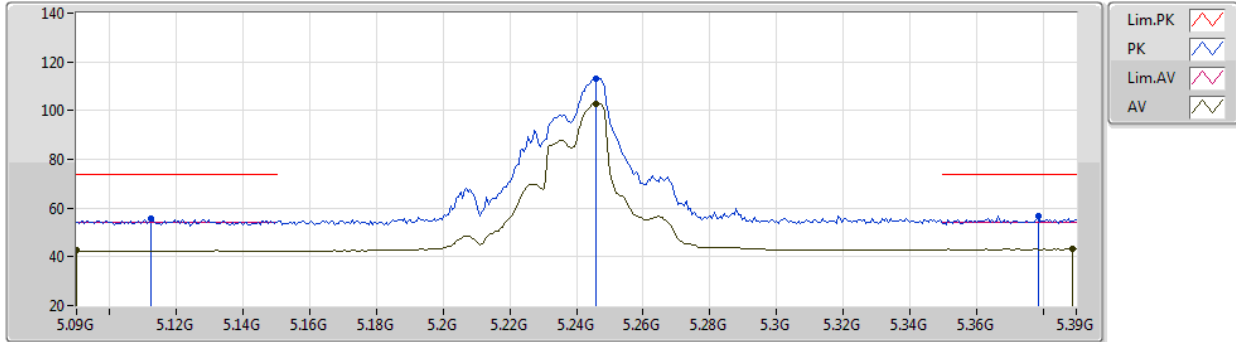
EUT Y_4TX
Setting 23
01-A-G-2-10

Type	Freq (Hz)	Level (dBuV/m)	Limit (dBuV/m)	Margin (dB)	Raw (dBuV)	Dist (m)	Condition	Azimuth (°)	Height (m)	Comment	AF (dB)	CL (dB)	PA (dB)
PK	5.0906G	56.04	74.00	-17.96	52.90	3	Vertical	274	1.49	-	32.60	5.15	34.61
AV	5.1446G	42.89	54.00	-11.11	39.75	3	Vertical	274	1.49	-	32.60	5.17	34.63
PK	5.2436G	116.68	Inf	-Inf	113.32	3	Vertical	274	1.49	-	32.79	5.24	34.67
AV	5.243G	106.03	Inf	-Inf	102.67	3	Vertical	274	1.49	-	32.79	5.24	34.67
PK	5.3726G	56.42	74.00	-17.58	52.72	3	Vertical	274	1.49	-	33.04	5.37	34.71
AV	5.3804G	43.44	54.00	-10.56	39.70	3	Vertical	274	1.49	-	33.08	5.38	34.72

802.11a_Nss1,(6Mbps)_4TX

01/12/2020

5240MHz_TX



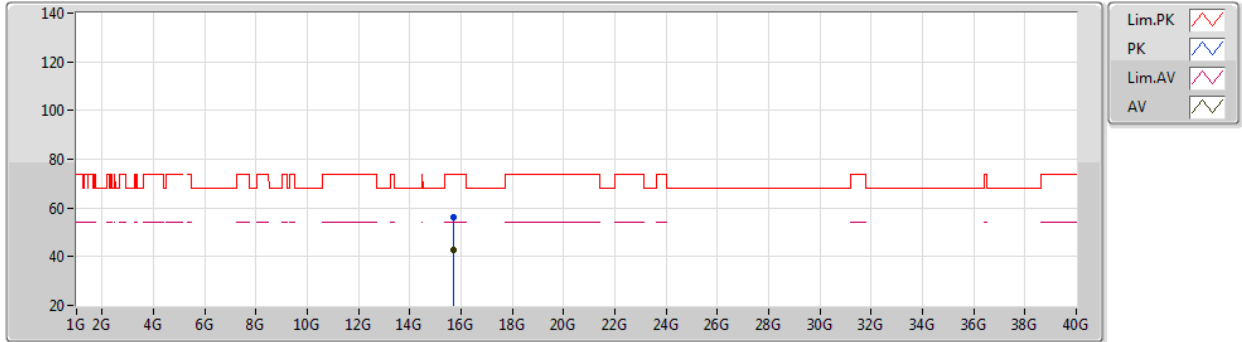
EUT Y_4TX
Setting 23
01-A-G-2-10

Type	Freq (Hz)	Level (dBuV/m)	Limit (dBuV/m)	Margin (dB)	Raw (dBuV)	Dist (m)	Condition	Azimuth (°)	Height (m)	Comment	AF (dB)	CL (dB)	PA (dB)
PK	5.1122G	55.56	74.00	-18.44	52.42	3	Horizontal	266	2.09	-	32.60	5.16	34.62
AV	5.09G	42.52	54.00	-11.48	39.39	3	Horizontal	266	2.09	-	32.60	5.14	34.61
PK	5.246G	113.20	Inf	-Inf	109.83	3	Horizontal	266	2.09	-	32.79	5.25	34.67
AV	5.246G	102.81	Inf	-Inf	99.44	3	Horizontal	266	2.09	-	32.79	5.25	34.67
PK	5.3786G	56.81	74.00	-17.19	53.08	3	Horizontal	266	2.09	-	33.07	5.38	34.72
AV	5.3888G	43.20	54.00	-10.80	39.40	3	Horizontal	266	2.09	-	33.13	5.39	34.72

802.11a_Nss1,(6Mbps)_4TX

01/12/2020

5240MHz_TX



EUT Y_4TX
Setting 23
01-A-G-2

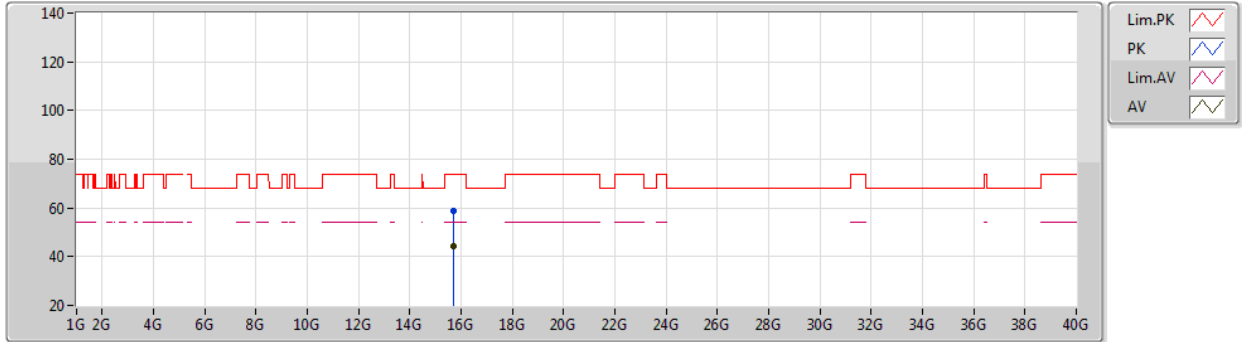
Type	Freq (Hz)	Level (dBuV/m)	Limit (dBuV/m)	Margin (dB)	Raw (dBuV)	Dist (m)	Condition	Azimuth (°)	Height (m)	Comment	AF (dB)	CL (dB)	PA (dB)
PK	15.72024G	56.18	74.00	-17.82	43.54	3	Vertical	304	1.88	-	38.40	9.24	35.00
AV	15.72248G	42.65	54.00	-11.35	30.02	3	Vertical	304	1.88	-	38.40	9.24	35.01



802.11a_Nss1,(6Mbps)_4TX

01/12/2020

5240MHz_TX



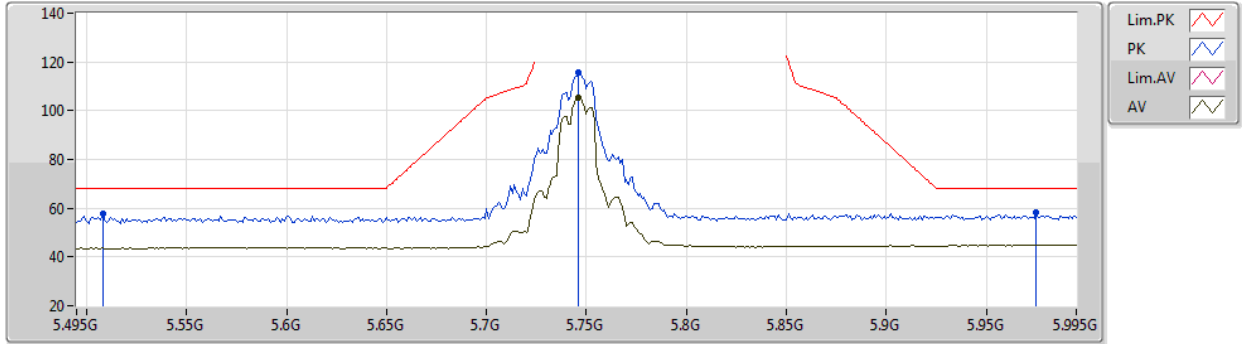
EUT Y_4TX
Setting 23
01-A-G-2

Type	Freq (Hz)	Level (dBuV/m)	Limit (dBuV/m)	Margin (dB)	Raw (dBuV)	Dist (m)	Condition	Azimuth (°)	Height (m)	Comment	AF (dB)	CL (dB)	PA (dB)
PK	15.71284G	58.92	74.00	-15.08	46.28	3	Horizontal	190	2.46	-	38.40	9.24	35.00
AV	15.71228G	44.51	54.00	-9.49	31.87	3	Horizontal	190	2.46	-	38.40	9.24	35.00

802.11a_Nss1,(6Mbps)_4TX

01/12/2020

5745MHz_TX



EUT Y_4TX
Setting 23
01-A-G-2-10

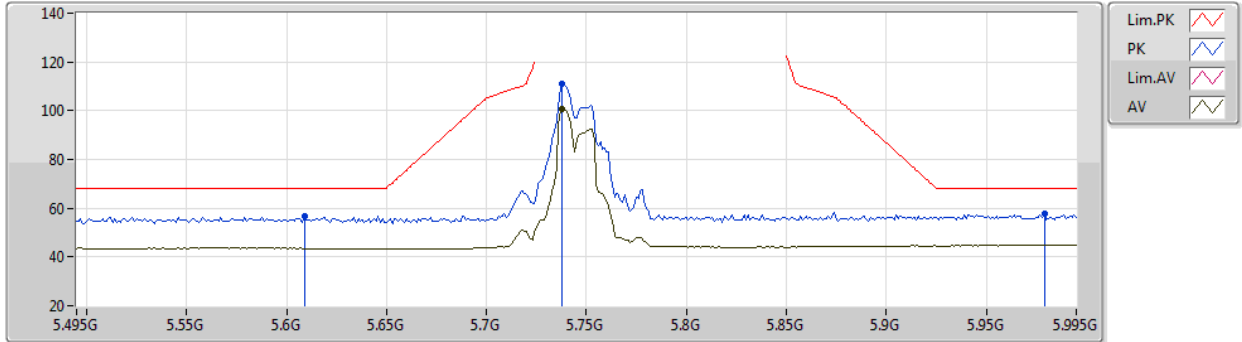
Type	Freq (Hz)	Level (dBuV/m)	Limit (dBuV/m)	Margin (dB)	Raw (dBuV)	Dist (m)	Condition	Azimuth (°)	Height (m)	Comment	AF (dB)	CL (dB)	PA (dB)
PK	5.508G	57.54	68.20	-10.66	53.37	3	Vertical	275	1.34	-	33.53	5.40	34.76
PK	5.746G	115.57	Inf	-Inf	110.69	3	Vertical	275	1.34	-	34.08	5.47	34.67
AV	5.746G	105.57	Inf	-Inf	100.69	3	Vertical	275	1.34	-	34.08	5.47	34.67
PK	5.975G	58.39	68.20	-9.81	52.37	3	Vertical	275	1.34	-	35.10	5.50	34.58



802.11a_Nss1,(6Mbps)_4TX

01/12/2020

5745MHz_TX



EUT Y_4TX
Setting 23
01-A-G-2-10

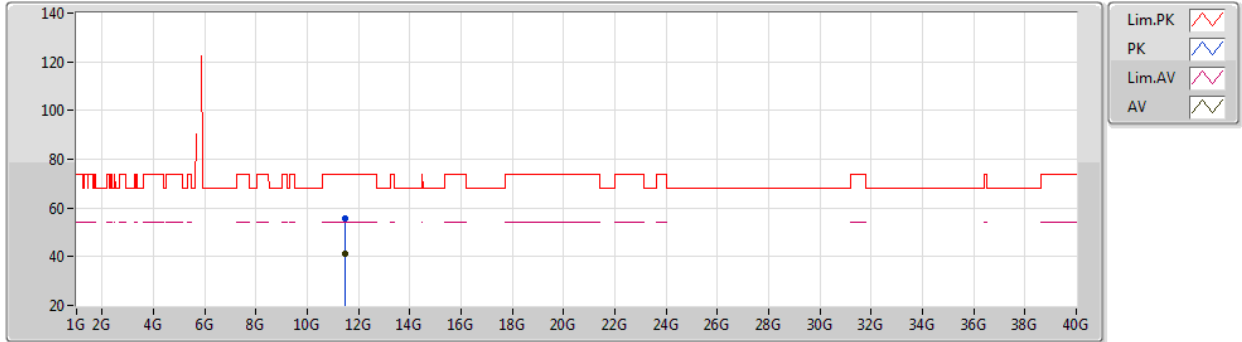
Type	Freq (Hz)	Level (dBuV/m)	Limit (dBuV/m)	Margin (dB)	Raw (dBuV)	Dist (m)	Condition	Azimuth (°)	Height (m)	Comment	AF (dB)	CL (dB)	PA (dB)
PK	5.609G	56.70	68.20	-11.50	52.20	3	Horizontal	331	1.80	-	33.82	5.40	34.72
PK	5.738G	111.28	Inf	-Inf	106.43	3	Horizontal	331	1.80	-	34.05	5.47	34.67
AV	5.738G	100.44	Inf	-Inf	95.59	3	Horizontal	331	1.80	-	34.05	5.47	34.67
PK	5.979G	57.67	68.20	-10.53	51.63	3	Horizontal	331	1.80	-	35.12	5.50	34.58



802.11a_Nss1,(6Mbps)_4TX

01/12/2020

5745MHz_TX



EUT Y_4TX
Setting 23
01-A-G-2

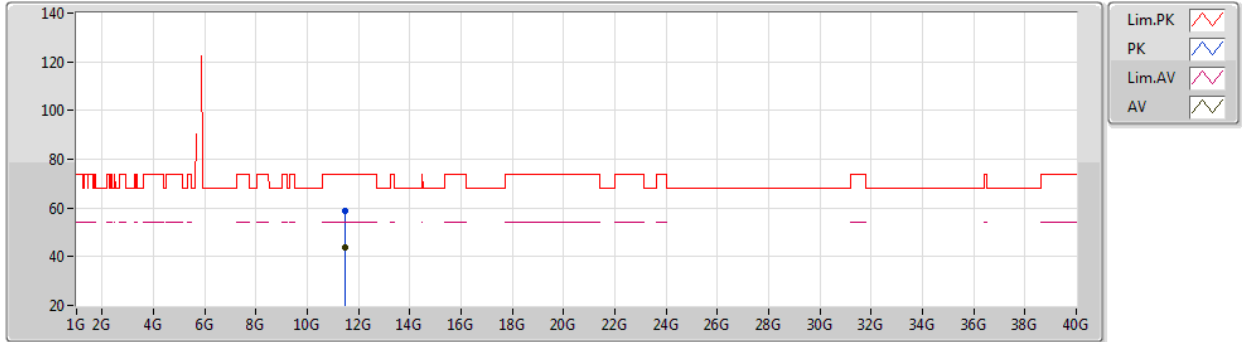
Type	Freq (Hz)	Level (dBuV/m)	Limit (dBuV/m)	Margin (dB)	Raw (dBuV)	Dist (m)	Condition	Azimuth (°)	Height (m)	Comment	AF (dB)	CL (dB)	PA (dB)
PK	11.4924G	55.89	74.00	-18.11	44.50	3	Vertical	119	1.32	-	38.40	7.82	34.83
AV	11.4919G	41.11	54.00	-12.89	29.72	3	Vertical	119	1.32	-	38.40	7.82	34.83



802.11a_Nss1,(6Mbps)_4TX

01/12/2020

5745MHz_TX



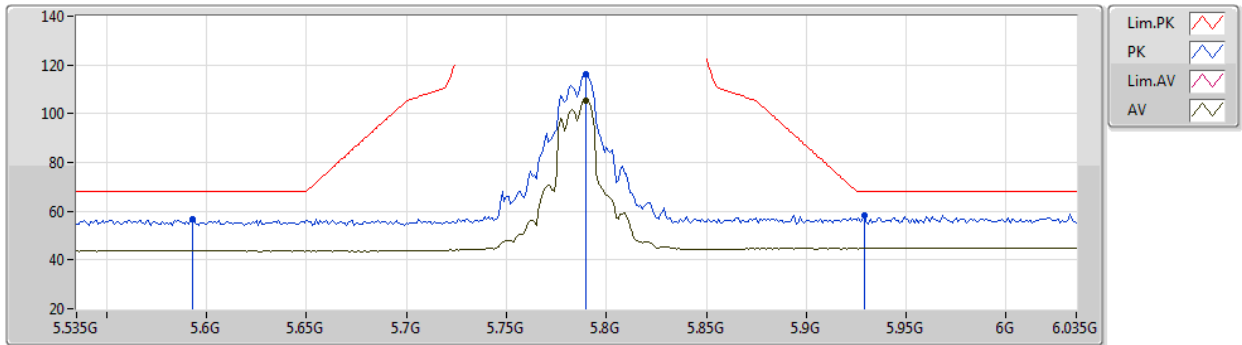
EUT Y_4TX
Setting 23
01-A-G-2

Type	Freq (Hz)	Level (dBuV/m)	Limit (dBuV/m)	Margin (dB)	Raw (dBuV)	Dist (m)	Condition	Azimuth (°)	Height (m)	Comment	AF (dB)	CL (dB)	PA (dB)
PK	11.492333G	58.84	74.00	-15.16	47.45	3	Horizontal	117	1.86	-	38.40	7.82	34.83
AV	11.49164G	43.68	54.00	-10.32	32.29	3	Horizontal	117	1.86	-	38.40	7.82	34.83

802.11a_Nss1,(6Mbps)_4TX

01/12/2020

5785MHz_TX



EUT Y_4TX
Setting 23
01-A-G-2-10

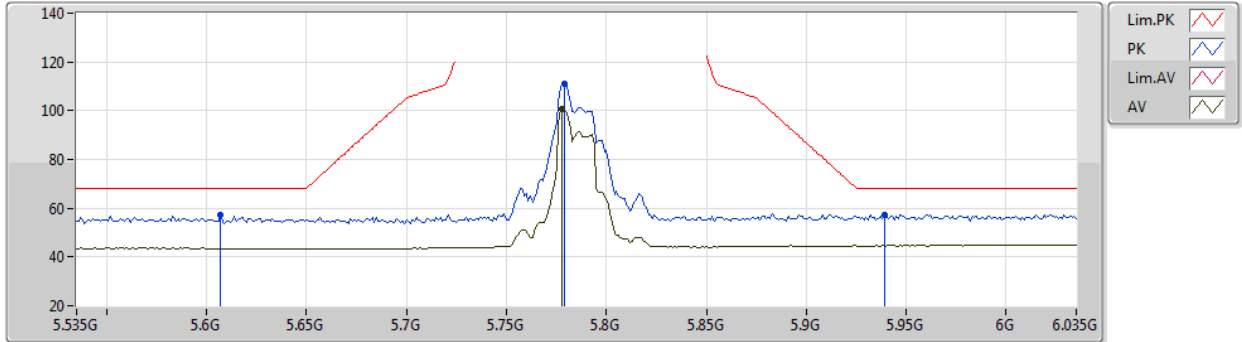
Type	Freq (Hz)	Level (dBuV/m)	Limit (dBuV/m)	Margin (dB)	Raw (dBuV)	Dist (m)	Condition	Azimuth (°)	Height (m)	Comment	AF (dB)	CL (dB)	PA (dB)
PK	5.593G	56.69	68.20	-11.51	52.22	3	Vertical	289	2.85	-	33.79	5.40	34.72
PK	5.79G	115.97	Inf	-Inf	110.86	3	Vertical	289	2.85	-	34.26	5.50	34.65
AV	5.79G	105.39	Inf	-Inf	100.28	3	Vertical	289	2.85	-	34.26	5.50	34.65
PK	5.929G	58.13	68.20	-10.07	52.31	3	Vertical	289	2.85	-	34.92	5.50	34.60



802.11a_Nss1,(6Mbps)_4TX

01/12/2020

5785MHz_TX



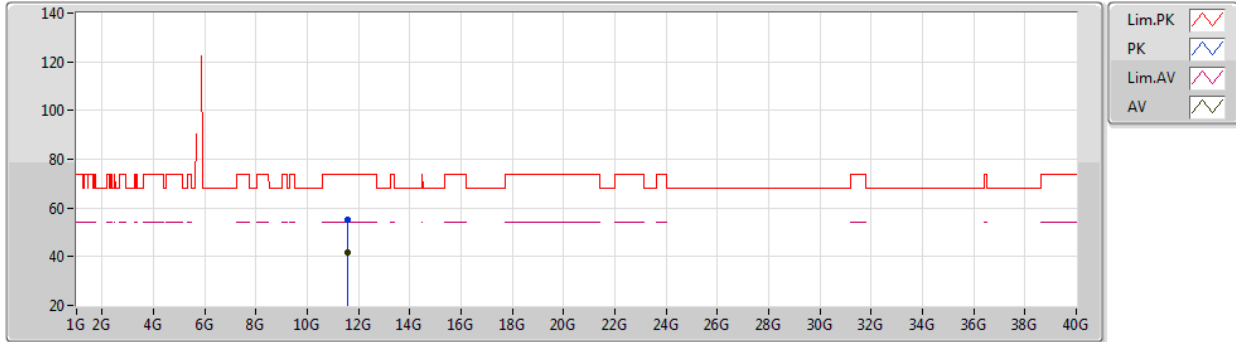
EUT Y_4TX
Setting 23
01-A-G-2-10

Type	Freq (Hz)	Level (dBuV/m)	Limit (dBuV/m)	Margin (dB)	Raw (dBuV)	Dist (m)	Condition	Azimuth (°)	Height (m)	Comment	AF (dB)	CL (dB)	PA (dB)
PK	5.607G	57.03	68.20	-11.17	52.54	3	Horizontal	334	2.00	-	33.81	5.40	34.72
PK	5.779G	111.10	Inf	-Inf	106.04	3	Horizontal	334	2.00	-	34.22	5.49	34.65
AV	5.778G	100.79	Inf	-Inf	95.74	3	Horizontal	334	2.00	-	34.21	5.49	34.65
PK	5.939G	57.40	68.20	-10.80	51.53	3	Horizontal	334	2.00	-	34.96	5.50	34.59

802.11a_Nss1,(6Mbps)_4TX

01/12/2020

5785MHz_TX



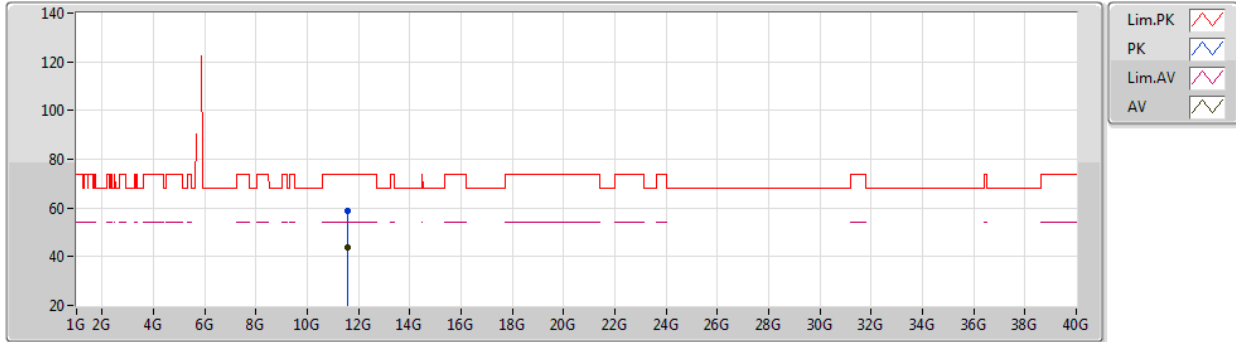
EUT Y_4TX
Setting 23
01-A-G-2

Type	Freq (Hz)	Level (dBuV/m)	Limit (dBuV/m)	Margin (dB)	Raw (dBuV)	Dist (m)	Condition	Azimuth (°)	Height (m)	Comment	AF (dB)	CL (dB)	PA (dB)
PK	11.56736G	55.11	74.00	-18.89	43.71	3	Vertical	118	1.85	-	38.40	7.85	34.85
AV	11.56984G	41.73	54.00	-12.27	30.34	3	Vertical	118	1.85	-	38.40	7.85	34.86

802.11a_Nss1,(6Mbps)_4TX

01/12/2020

5785MHz_TX



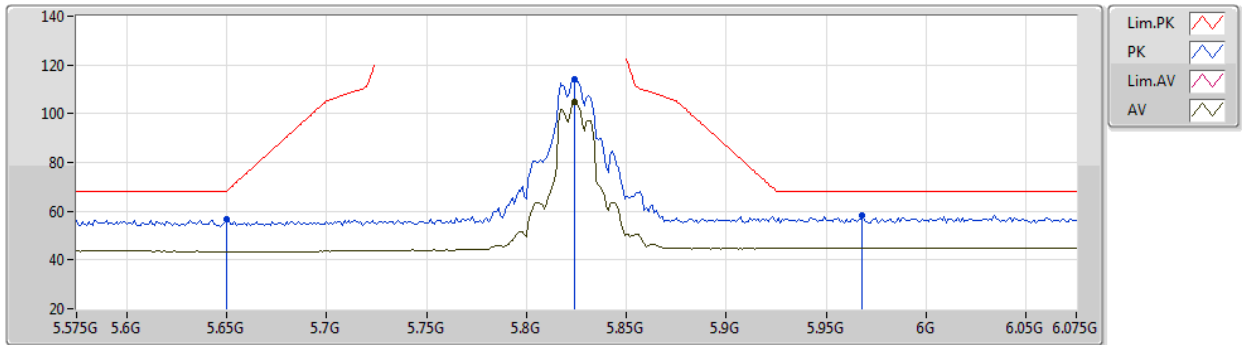
EUT Y_4TX
Setting 23
01-A-G-2

Type	Freq (Hz)	Level (dBuV/m)	Limit (dBuV/m)	Margin (dB)	Raw (dBuV)	Dist (m)	Condition	Azimuth (°)	Height (m)	Comment	AF (dB)	CL (dB)	PA (dB)
PK	11.57044G	58.78	74.00	-15.22	47.39	3	Horizontal	122	1.39	-	38.40	7.85	34.86
AV	11.57004G	43.92	54.00	-10.08	32.53	3	Horizontal	122	1.39	-	38.40	7.85	34.86

802.11a_Nss1,(6Mbps)_4TX

01/12/2020

5825MHz_TX



EUT Y_4TX
Setting 23
01-A-G-2-10

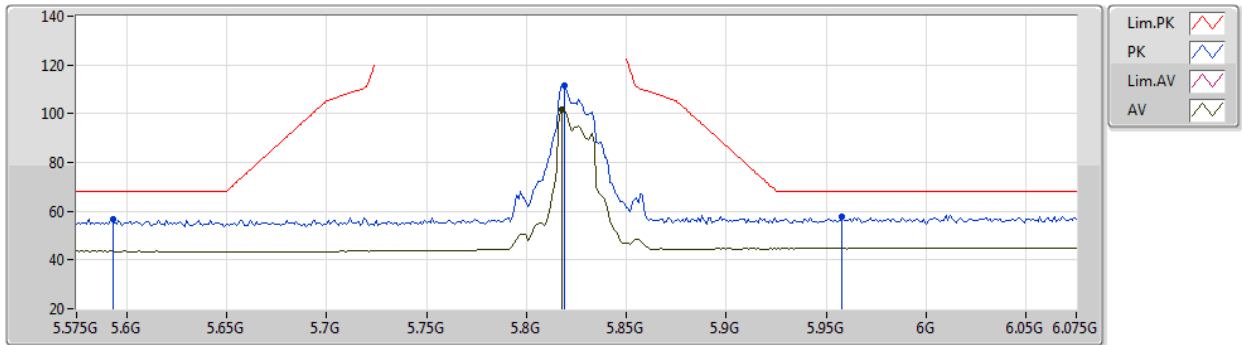
Type	Freq (Hz)	Level (dBuV/m)	Limit (dBuV/m)	Margin (dB)	Raw (dBuV)	Dist (m)	Condition	Azimuth (°)	Height (m)	Comment	AF (dB)	CL (dB)	PA (dB)
PK	5.65G	56.51	68.20	-11.69	51.88	3	Vertical	301	2.02	-	33.90	5.43	34.70
PK	5.824G	114.32	Inf	-Inf	109.06	3	Vertical	301	2.02	-	34.40	5.50	34.64
AV	5.824G	104.79	Inf	-Inf	99.53	3	Vertical	301	2.02	-	34.40	5.50	34.64
PK	5.968G	58.18	68.20	-10.02	52.19	3	Vertical	301	2.02	-	35.07	5.50	34.58



802.11a_Nss1,(6Mbps)_4TX

01/12/2020

5825MHz_TX



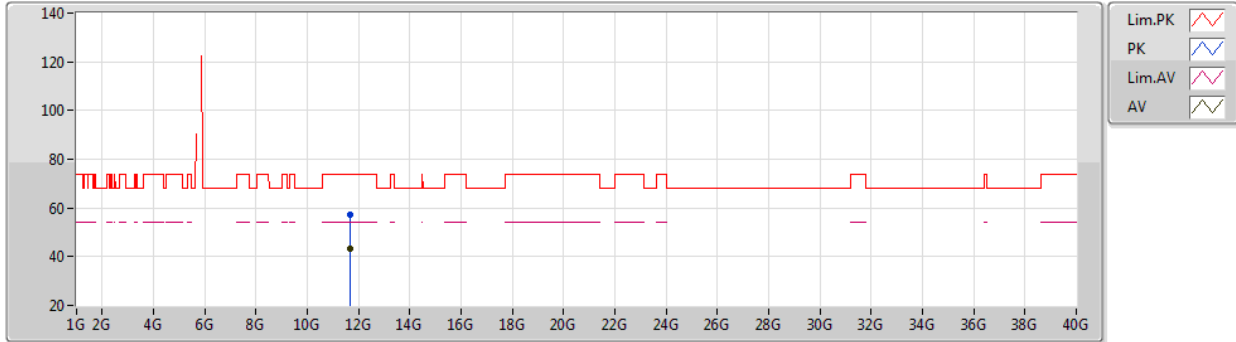
EUT Y_4TX
Setting 23
01-A-G-2-10

Type	Freq (Hz)	Level (dBuV/m)	Limit (dBuV/m)	Margin (dB)	Raw (dBuV)	Dist (m)	Condition	Azimuth (°)	Height (m)	Comment	AF (dB)	CL (dB)	PA (dB)
PK	5.593G	56.77	68.20	-11.43	52.30	3	Horizontal	338	1.85	-	33.79	5.40	34.72
PK	5.819G	111.57	Inf	-Inf	106.33	3	Horizontal	338	1.85	-	34.38	5.50	34.64
AV	5.818G	101.49	Inf	-Inf	96.26	3	Horizontal	338	1.85	-	34.37	5.50	34.64
PK	5.958G	57.56	68.20	-10.64	51.62	3	Horizontal	338	1.85	-	35.03	5.50	34.59

802.11a_Nss1,(6Mbps)_4TX

01/12/2020

5825MHz_TX



EUT Y_4TX
Setting 23
01-A-G-2

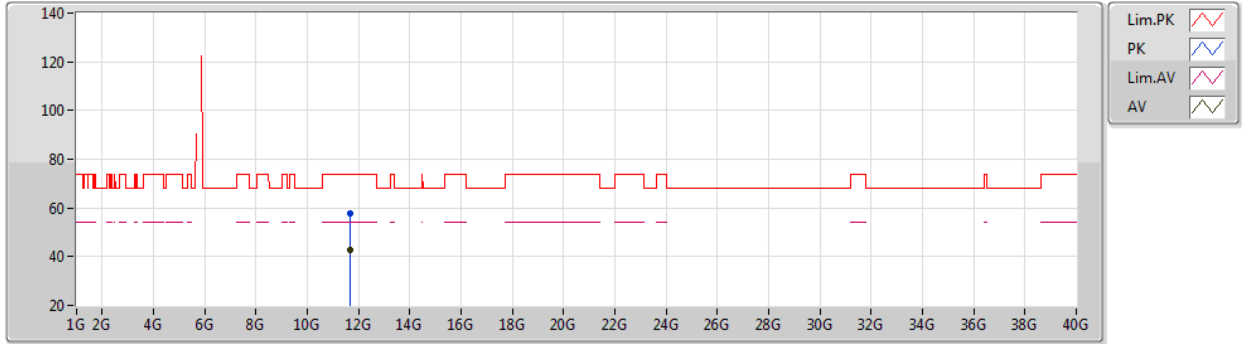
Type	Freq (Hz)	Level (dBuV/m)	Limit (dBuV/m)	Margin (dB)	Raw (dBuV)	Dist (m)	Condition	Azimuth (°)	Height (m)	Comment	AF (dB)	CL (dB)	PA (dB)
PK	11.65088G	57.17	74.00	-16.83	45.72	3	Vertical	119	1.80	-	38.45	7.88	34.88
AV	11.65004G	43.28	54.00	-10.72	31.83	3	Vertical	119	1.80	-	38.45	7.88	34.88



802.11a_Nss1,(6Mbps)_4TX

01/12/2020

5825MHz_TX



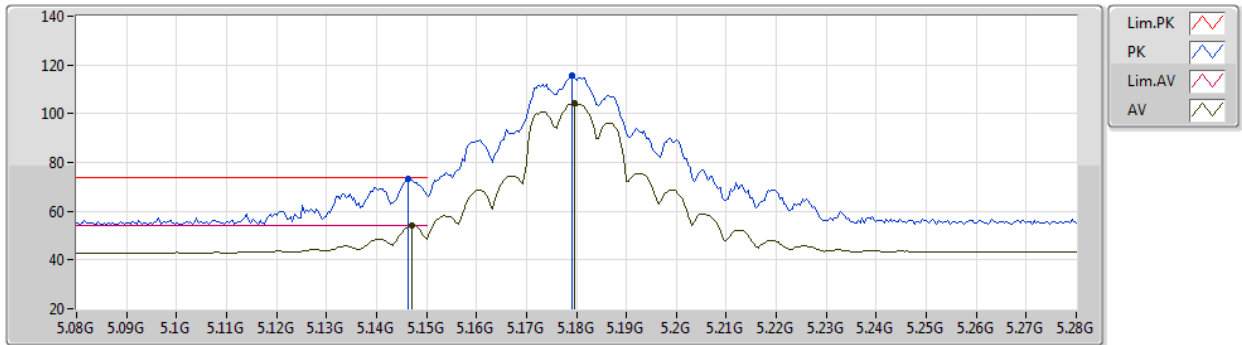
EUT Y_4TX
Setting 23
01-A-G-2

Type	Freq (Hz)	Level (dBuV/m)	Limit (dBuV/m)	Margin (dB)	Raw (dBuV)	Dist (m)	Condition	Azimuth (°)	Height (m)	Comment	AF (dB)	CL (dB)	PA (dB)
PK	11.6503G	57.65	74.00	-16.35	46.20	3	Horizontal	115	1.78	-	38.45	7.88	34.88
AV	11.65006G	42.89	54.00	-11.11	31.44	3	Horizontal	115	1.78	-	38.45	7.88	34.88

802.11ac VHT20_Nss1,(MCS0)_4TX

01/12/2020

5180MHz_TX



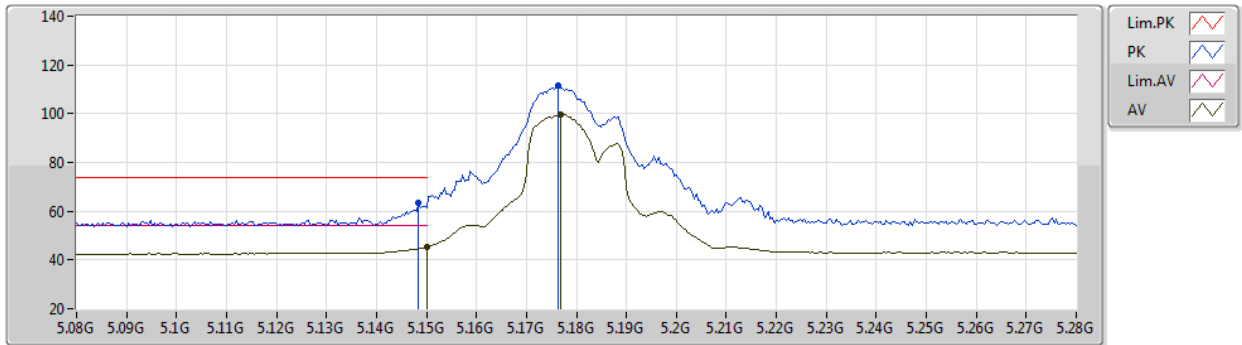
EUT Y_4TX
Setting 19.5
01-A-B-2-10

Type	Freq (Hz)	Level (dBuV/m)	Limit (dBuV/m)	Margin (dB)	Raw (dBuV)	Dist (m)	Condition	Azimuth (°)	Height (m)	Comment	AF (dB)	CL (dB)	PA (dB)
PK	5.1464G	73.19	74.00	-0.81	70.05	3	Vertical	10	1.50	-	32.60	5.17	34.63
AV	5.1472G	53.99	54.00	-0.01	50.85	3	Vertical	10	1.50	-	32.60	5.17	34.63
PK	5.1792G	115.46	Inf	-Inf	112.25	3	Vertical	10	1.50	-	32.66	5.19	34.64
AV	5.1796G	104.32	Inf	-Inf	101.11	3	Vertical	10	1.50	-	32.66	5.19	34.64

802.11ac VHT20_Nss1,(MCS0)_4TX

01/12/2020

5180MHz_TX



EUT Y_4TX
Setting 19.5
01-A-B-2-10

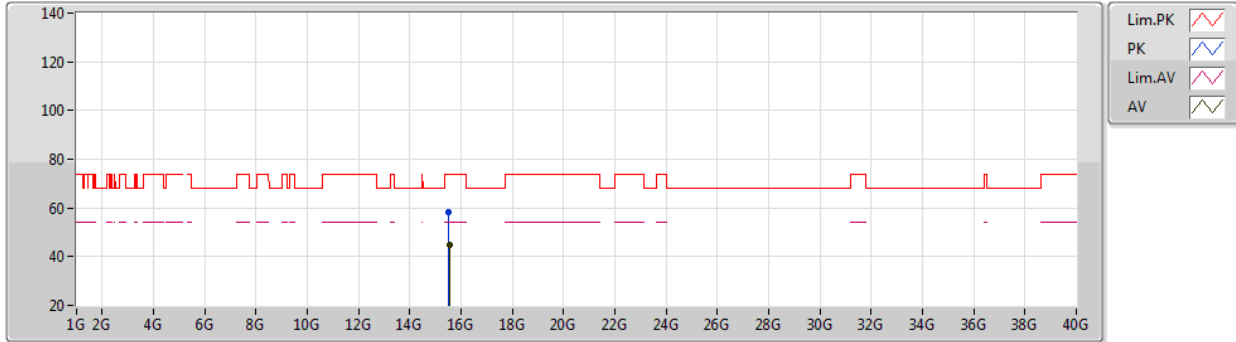
Type	Freq (Hz)	Level (dBuV/m)	Limit (dBuV/m)	Margin (dB)	Raw (dBuV)	Dist (m)	Condition	Azimuth (°)	Height (m)	Comment	AF (dB)	CL (dB)	PA (dB)
PK	5.1484G	63.26	74.00	-10.74	60.12	3	Horizontal	195	1.47	-	32.60	5.17	34.63
AV	5.15G	45.32	54.00	-8.68	42.18	3	Horizontal	195	1.47	-	32.60	5.17	34.63
PK	5.1764G	111.37	Inf	-Inf	108.17	3	Horizontal	195	1.47	-	32.65	5.19	34.64
AV	5.1768G	99.47	Inf	-Inf	96.27	3	Horizontal	195	1.47	-	32.65	5.19	34.64



802.11ac VHT20_Nss1,(MCS0)_4TX

01/12/2020

5180MHz_TX



EUT Y_4TX
Setting 19.5
01-A-J-7

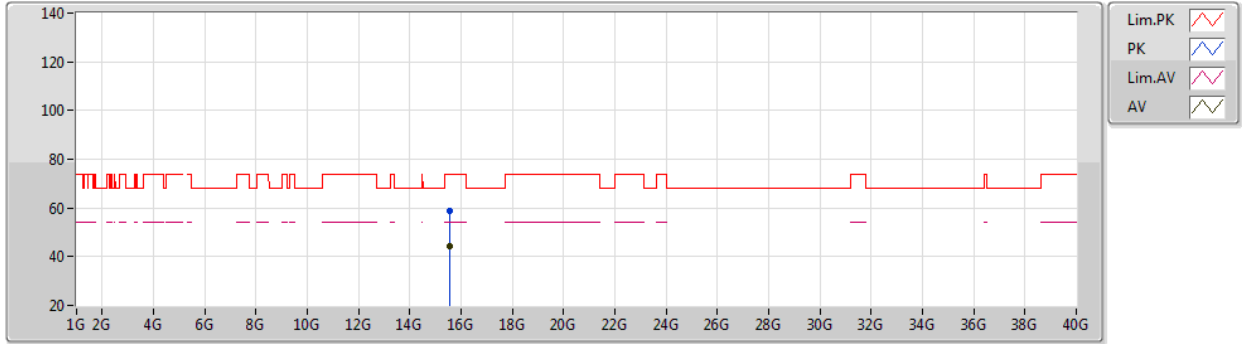
Type	Freq (Hz)	Level (dBuV/m)	Limit (dBuV/m)	Margin (dB)	Raw (dBuV)	Dist (m)	Condition	Azimuth (°)	Height (m)	Comment	AF (dB)	CL (dB)	PA (dB)
PK	15.53032G	58.31	74.00	-15.69	45.75	3	Vertical	330	2.98	-	38.16	9.21	34.81
AV	15.54068G	44.70	54.00	-9.30	32.13	3	Vertical	330	2.98	-	38.18	9.21	34.82



802.11ac VHT20_Nss1,(MCS0)_4TX

01/12/2020

5180MHz_TX



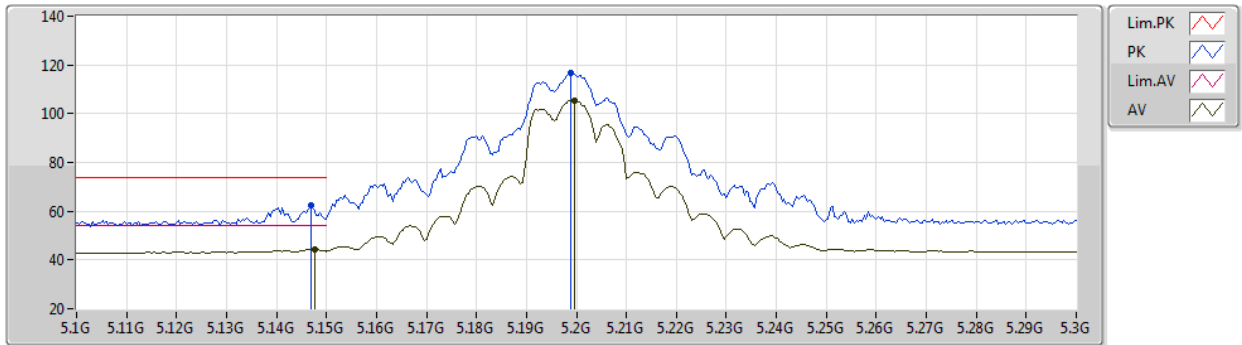
EUT Y_4TX
Setting 19.5
01-A-J-7

Type	Freq (Hz)	Level (dBuV/m)	Limit (dBuV/m)	Margin (dB)	Raw (dBuV)	Dist (m)	Condition	Azimuth (°)	Height (m)	Comment	AF (dB)	CL (dB)	PA (dB)
PK	15.54704G	58.55	74.00	-15.45	45.98	3	Horizontal	296	2.90	-	38.19	9.21	34.83
AV	15.54924G	44.33	54.00	-9.67	31.75	3	Horizontal	296	2.90	-	38.20	9.21	34.83

802.11ac VHT20_Nss1,(MCS0)_4TX

01/12/2020

5200MHz_TX



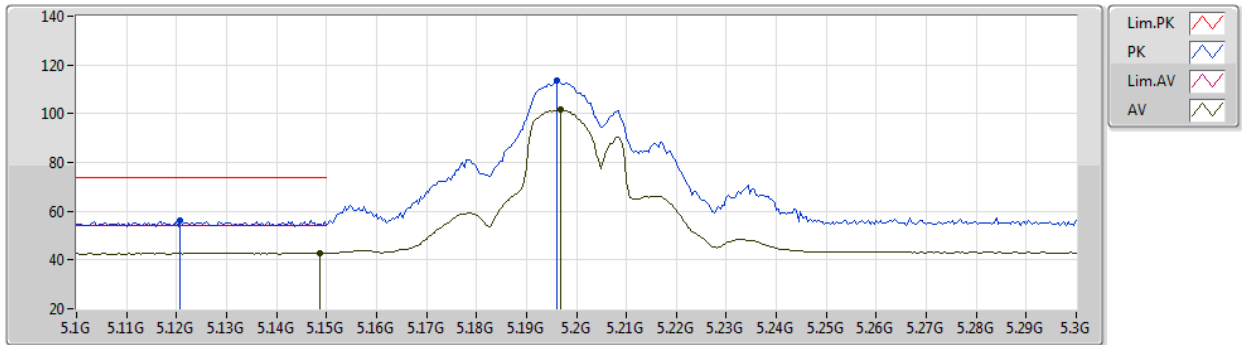
EUT Y_4TX
Setting 23
01-A-B-2-10

Type	Freq (Hz)	Level (dBuV/m)	Limit (dBuV/m)	Margin (dB)	Raw (dBuV)	Dist (m)	Condition	Azimuth (°)	Height (m)	Comment	AF (dB)	CL (dB)	PA (dB)
PK	5.1468G	62.54	74.00	-11.46	59.40	3	Vertical	8	1.49	-	32.60	5.17	34.63
AV	5.1476G	44.39	54.00	-9.61	41.25	3	Vertical	8	1.49	-	32.60	5.17	34.63
PK	5.1988G	116.86	Inf	-Inf	113.61	3	Vertical	8	1.49	-	32.70	5.20	34.65
AV	5.1996G	105.58	Inf	-Inf	102.33	3	Vertical	8	1.49	-	32.70	5.20	34.65

802.11ac VHT20_Nss1,(MCS0)_4TX

01/12/2020

5200MHz_TX



EUT Y_4TX
Setting 23
01-A-B-2-10

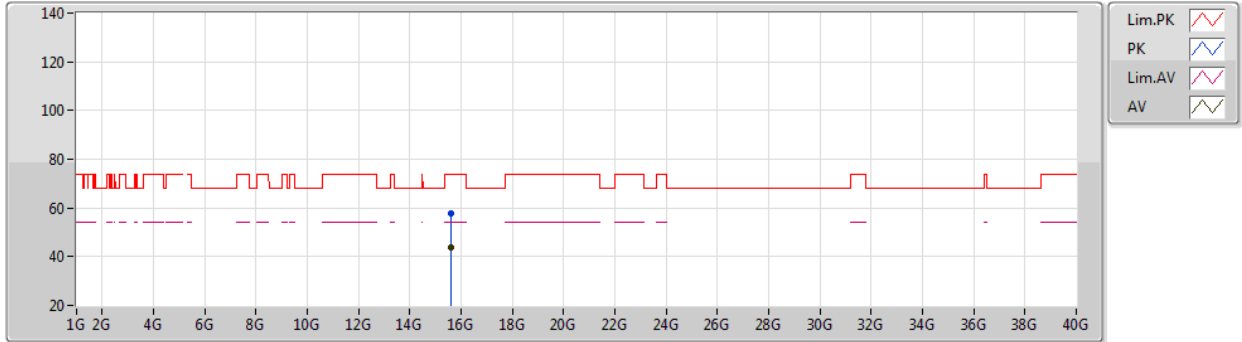
Type	Freq (Hz)	Level (dBuV/m)	Limit (dBuV/m)	Margin (dB)	Raw (dBuV)	Dist (m)	Condition	Azimuth (°)	Height (m)	Comment	AF (dB)	CL (dB)	PA (dB)
PK	5.1208G	56.22	74.00	-17.78	53.08	3	Horizontal	200	1.47	-	32.60	5.16	34.62
AV	5.1488G	42.81	54.00	-11.19	39.67	3	Horizontal	200	1.47	-	32.60	5.17	34.63
PK	5.196G	113.42	Inf	-Inf	110.18	3	Horizontal	200	1.47	-	32.69	5.20	34.65
AV	5.1968G	101.65	Inf	-Inf	98.41	3	Horizontal	200	1.47	-	32.69	5.20	34.65



802.11ac VHT20_Nss1,(MCS0)_4TX

01/12/2020

5200MHz_TX



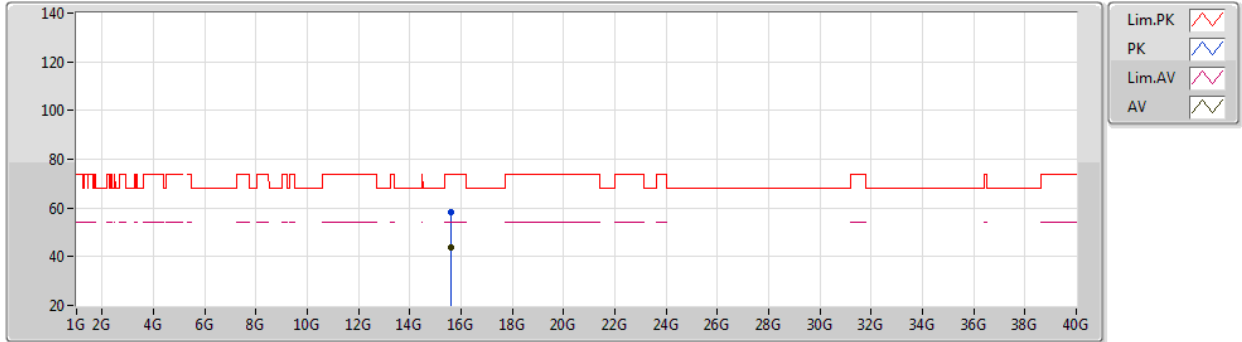
EUT Y_4TX
Setting 23
01-A-J-7

Type	Freq (Hz)	Level (dBuV/m)	Limit (dBuV/m)	Margin (dB)	Raw (dBuV)	Dist (m)	Condition	Azimuth (°)	Height (m)	Comment	AF (dB)	CL (dB)	PA (dB)
PK	15.60302G	57.66	74.00	-16.34	45.03	3	Vertical	302	1.22	-	38.30	9.22	34.89
AV	15.59728G	43.98	54.00	-10.02	31.35	3	Vertical	302	1.22	-	38.29	9.22	34.88

802.11ac VHT20_Nss1,(MCS0)_4TX

01/12/2020

5200MHz_TX



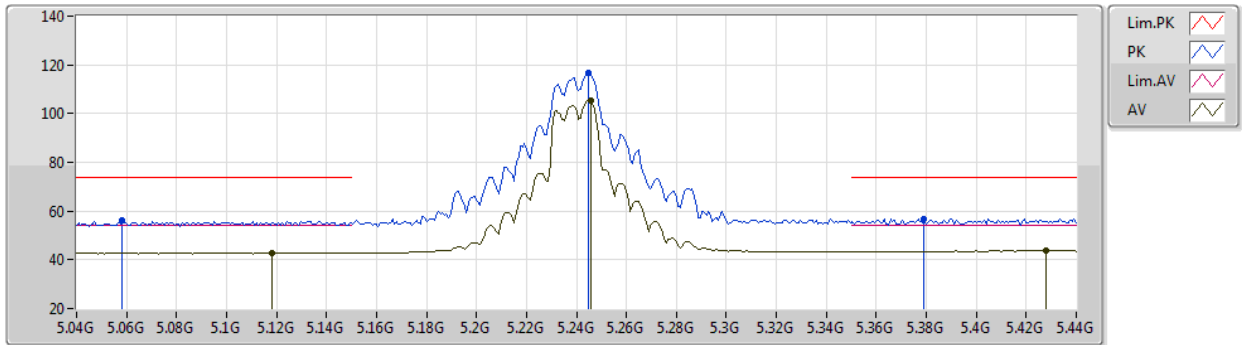
EUT Y_4TX
Setting 23
01-A-J-7

Type	Freq (Hz)	Level (dBuV/m)	Limit (dBuV/m)	Margin (dB)	Raw (dBuV)	Dist (m)	Condition	Azimuth (°)	Height (m)	Comment	AF (dB)	CL (dB)	PA (dB)
PK	15.60444G	58.23	74.00	-15.77	45.60	3	Horizontal	316	1.75	-	38.30	9.22	34.89
AV	15.59584G	44.01	54.00	-9.99	31.38	3	Horizontal	316	1.75	-	38.29	9.22	34.88

802.11ac VHT20_Nss1,(MCS0)_4TX

01/12/2020

5240MHz_TX



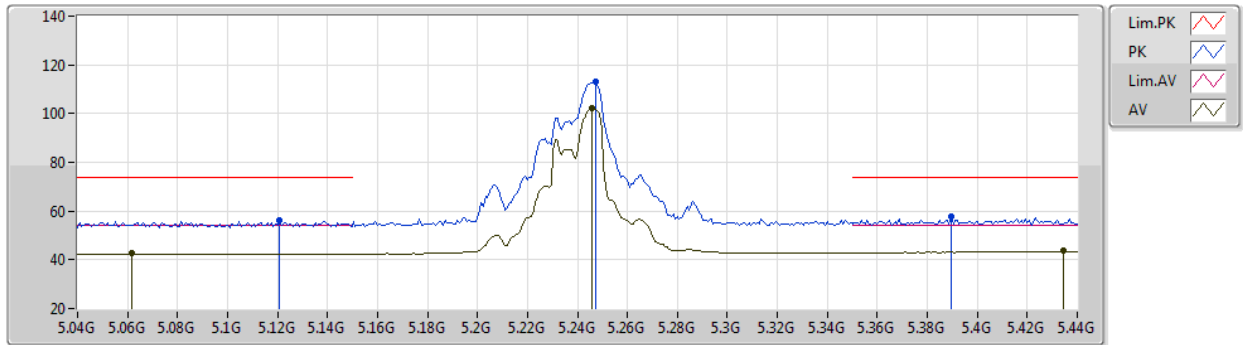
EUT Y_4TX
Setting 23
01-A-B-2-10

Type	Freq (Hz)	Level (dBuV/m)	Limit (dBuV/m)	Margin (dB)	Raw (dBuV)	Dist (m)	Condition	Azimuth (°)	Height (m)	Comment	AF (dB)	CL (dB)	PA (dB)
PK	5.0584G	56.22	74.00	-17.78	53.09	3	Vertical	294	2.19	-	32.60	5.13	34.60
AV	5.1184G	42.79	54.00	-11.21	39.65	3	Vertical	294	2.19	-	32.60	5.16	34.62
PK	5.2448G	116.52	Inf	-Inf	113.16	3	Vertical	294	2.19	-	32.79	5.24	34.67
AV	5.2456G	105.55	Inf	-Inf	102.18	3	Vertical	294	2.19	-	32.79	5.25	34.67
PK	5.3792G	56.95	74.00	-17.05	53.21	3	Vertical	294	2.19	-	33.08	5.38	34.72
AV	5.428G	43.86	54.00	-10.14	39.88	3	Vertical	294	2.19	-	33.31	5.40	34.73

802.11ac VHT20_Nss1,(MCS0)_4TX

01/12/2020

5240MHz_TX



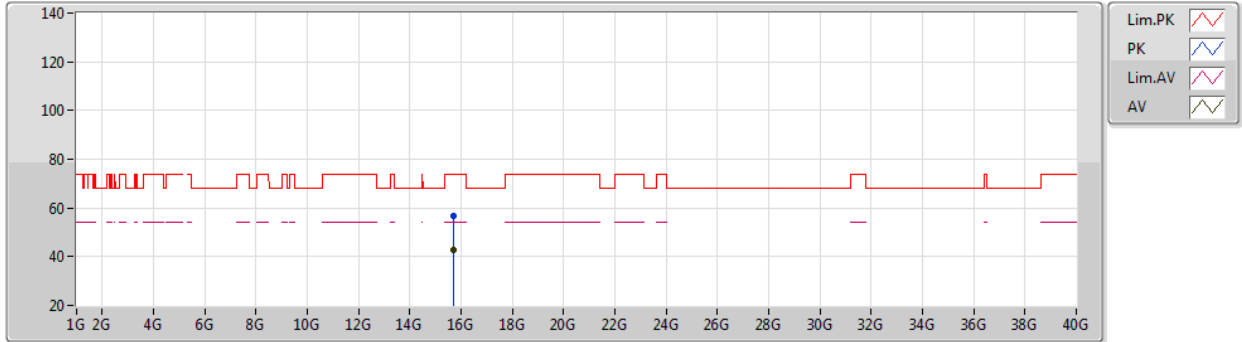
EUT Y_4TX
Setting 23
01-A-B-2-10

Type	Freq (Hz)	Level (dBuV/m)	Limit (dBuV/m)	Margin (dB)	Raw (dBuV)	Dist (m)	Condition	Azimuth (°)	Height (m)	Comment	AF (dB)	CL (dB)	PA (dB)
PK	5.1208G	56.14	74.00	-17.86	53.00	3	Horizontal	264	2.27	-	32.60	5.16	34.62
AV	5.0616G	42.52	54.00	-11.48	39.39	3	Horizontal	264	2.27	-	32.60	5.13	34.60
PK	5.2472G	112.95	Inf	-Inf	109.58	3	Horizontal	264	2.27	-	32.79	5.25	34.67
AV	5.2456G	102.03	Inf	-Inf	98.66	3	Horizontal	264	2.27	-	32.79	5.25	34.67
PK	5.3896G	57.61	74.00	-16.39	53.80	3	Horizontal	264	2.27	-	33.14	5.39	34.72
AV	5.4344G	43.54	54.00	-10.46	39.54	3	Horizontal	264	2.27	-	33.34	5.40	34.74

802.11ac VHT20_Nss1,(MCS0)_4TX

01/12/2020

5240MHz_TX



EUT Y_4TX
Setting 23
01-A-J-7

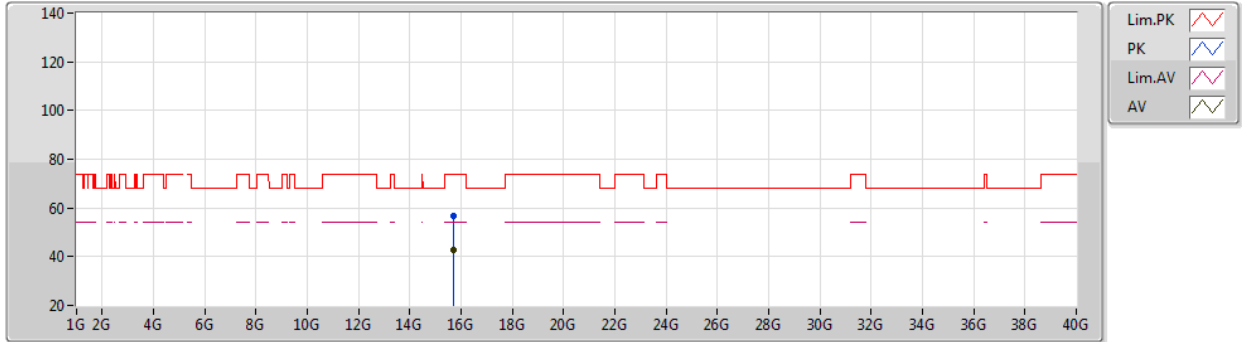
Type	Freq (Hz)	Level (dBuV/m)	Limit (dBuV/m)	Margin (dB)	Raw (dBuV)	Dist (m)	Condition	Azimuth (°)	Height (m)	Comment	AF (dB)	CL (dB)	PA (dB)
PK	15.7193G	56.69	74.00	-17.31	44.05	3	Vertical	117	1.71	-	38.40	9.24	35.00
AV	15.71544G	42.99	54.00	-11.01	30.35	3	Vertical	117	1.71	-	38.40	9.24	35.00



802.11ac VHT20_Nss1,(MCS0)_4TX

01/12/2020

5240MHz_TX



EUT Y_4TX
Setting 23
01-A-J-7

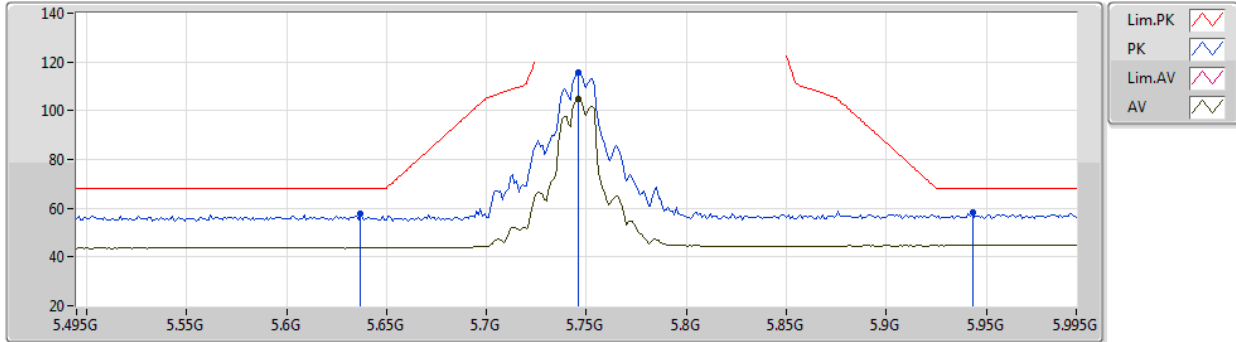
Type	Freq (Hz)	Level (dBuV/m)	Limit (dBuV/m)	Margin (dB)	Raw (dBuV)	Dist (m)	Condition	Azimuth (°)	Height (m)	Comment	AF (dB)	CL (dB)	PA (dB)
PK	15.72054G	56.78	74.00	-17.22	44.14	3	Horizontal	115	2.62	-	38.40	9.24	35.00
AV	15.71694G	42.97	54.00	-11.03	30.33	3	Horizontal	115	2.62	-	38.40	9.24	35.00



802.11ac VHT20_Nss1,(MCS0)_4TX

01/12/2020

5745MHz_TX



EUT Y_4TX
Setting 23
01-A-B-2-10

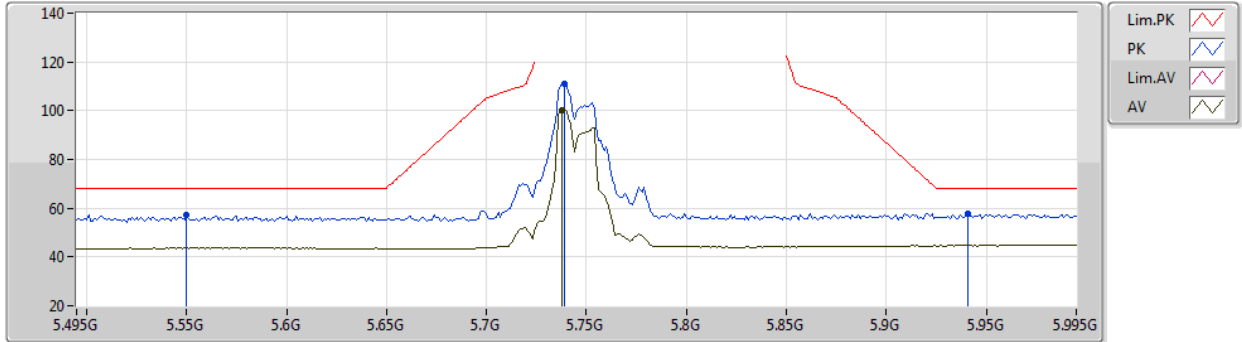
Type	Freq (Hz)	Level (dBuV/m)	Limit (dBuV/m)	Margin (dB)	Raw (dBuV)	Dist (m)	Condition	Azimuth (°)	Height (m)	Comment	AF (dB)	CL (dB)	PA (dB)
PK	5.637G	57.52	68.20	-10.68	52.94	3	Vertical	275	1.46	-	33.87	5.42	34.71
PK	5.746G	115.83	Inf	-Inf	110.95	3	Vertical	275	1.46	-	34.08	5.47	34.67
AV	5.746G	104.86	Inf	-Inf	99.98	3	Vertical	275	1.46	-	34.08	5.47	34.67
PK	5.943G	58.03	68.20	-10.17	52.15	3	Vertical	275	1.46	-	34.97	5.50	34.59



802.11ac VHT20_Nss1,(MCS0)_4TX

01/12/2020

5745MHz_TX



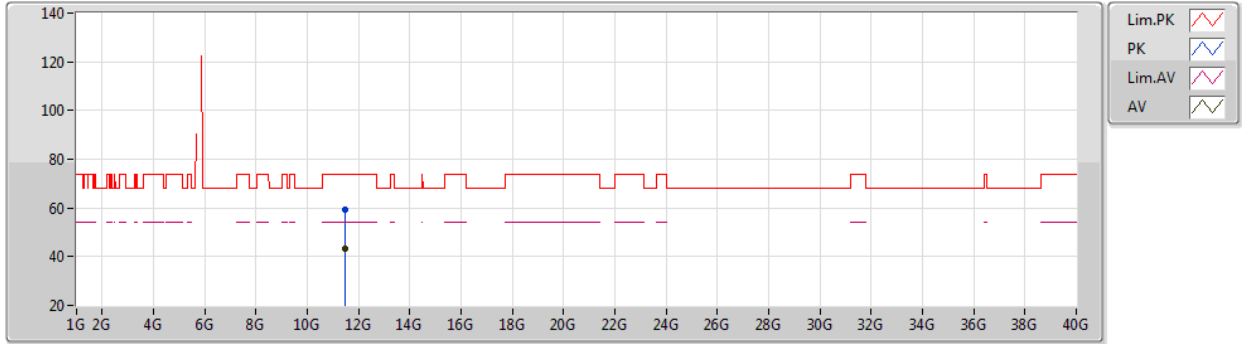
EUT Y_4TX
Setting 23
01-A-B-2-10

Type	Freq (Hz)	Level (dBuV/m)	Limit (dBuV/m)	Margin (dB)	Raw (dBuV)	Dist (m)	Condition	Azimuth (°)	Height (m)	Comment	AF (dB)	CL (dB)	PA (dB)
PK	5.55G	57.46	68.20	-10.74	53.10	3	Horizontal	331	1.79	-	33.70	5.40	34.74
PK	5.739G	110.94	Inf	-Inf	106.08	3	Horizontal	331	1.79	-	34.06	5.47	34.67
AV	5.738G	100.29	Inf	-Inf	95.44	3	Horizontal	331	1.79	-	34.05	5.47	34.67
PK	5.941G	57.94	68.20	-10.26	52.07	3	Horizontal	331	1.79	-	34.96	5.50	34.59

802.11ac VHT20_Nss1,(MCS0)_4TX

01/12/2020

5745MHz_TX



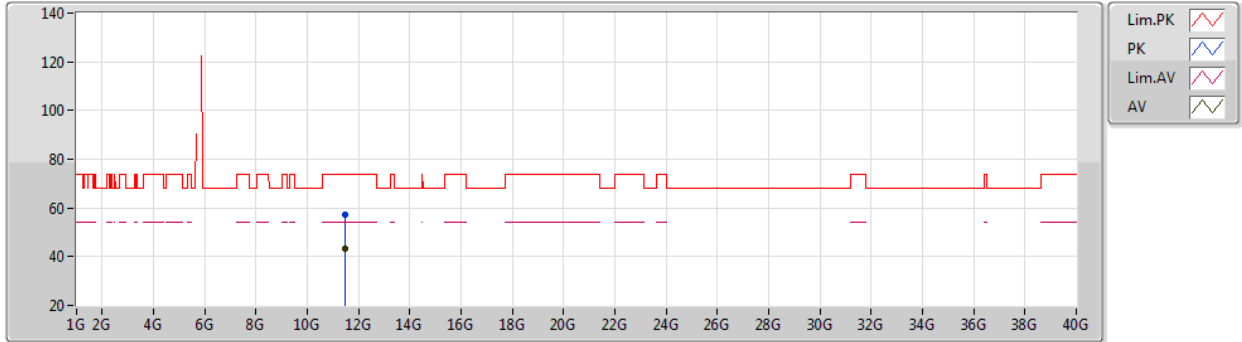
EUT Y_4TX
Setting 23
01-A-J-7

Type	Freq (Hz)	Level (dBuV/m)	Limit (dBuV/m)	Margin (dB)	Raw (dBuV)	Dist (m)	Condition	Azimuth (°)	Height (m)	Comment	AF (dB)	CL (dB)	PA (dB)
PK	11.48816G	59.15	74.00	-14.85	47.76	3	Vertical	233	1.75	-	38.40	7.82	34.83
AV	11.48972G	43.44	54.00	-10.56	32.05	3	Vertical	233	1.75	-	38.40	7.82	34.83

802.11ac VHT20_Nss1,(MCS0)_4TX

01/12/2020

5745MHz_TX



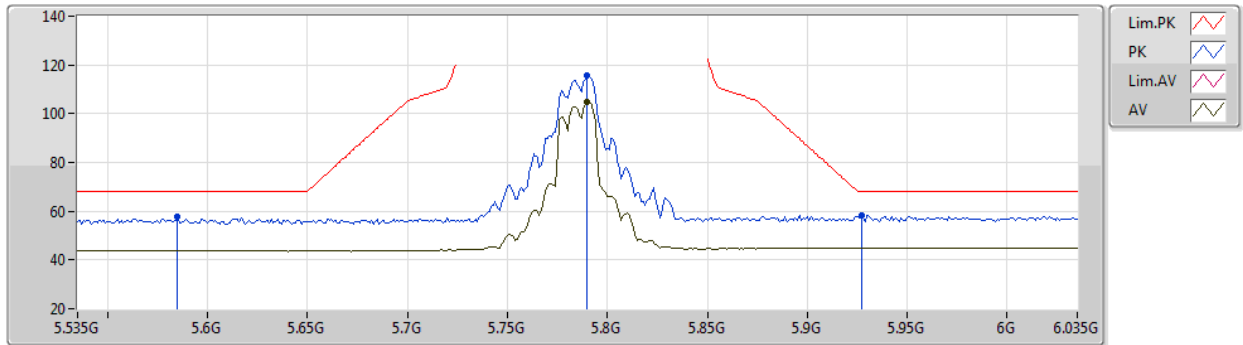
EUT Y_4TX
Setting 23
01-A-J-7

Type	Freq (Hz)	Level (dBuV/m)	Limit (dBuV/m)	Margin (dB)	Raw (dBuV)	Dist (m)	Condition	Azimuth (°)	Height (m)	Comment	AF (dB)	CL (dB)	PA (dB)
PK	11.49268G	57.33	74.00	-16.67	45.94	3	Horizontal	86	1.78	-	38.40	7.82	34.83
AV	11.49364G	43.34	54.00	-10.66	31.95	3	Horizontal	86	1.78	-	38.40	7.82	34.83

802.11ac VHT20_Nss1,(MCS0)_4TX

01/12/2020

5785MHz_TX



EUT Y_4TX
Setting 23
01-A-B-2-10

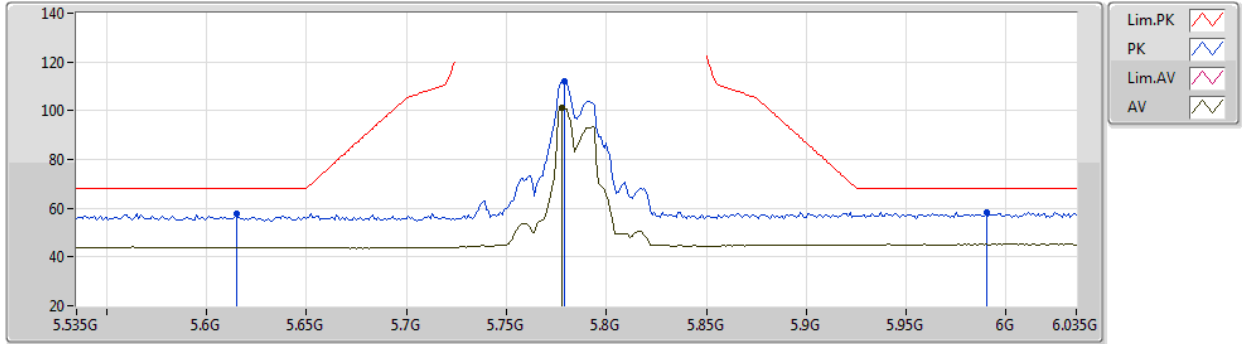
Type	Freq (Hz)	Level (dBuV/m)	Limit (dBuV/m)	Margin (dB)	Raw (dBuV)	Dist (m)	Condition	Azimuth (°)	Height (m)	Comment	AF (dB)	CL (dB)	PA (dB)
PK	5.585G	57.56	68.20	-10.64	53.12	3	Vertical	285	2.56	-	33.77	5.40	34.73
PK	5.79G	115.51	Inf	-Inf	110.40	3	Vertical	285	2.56	-	34.26	5.50	34.65
AV	5.79G	104.83	Inf	-Inf	99.72	3	Vertical	285	2.56	-	34.26	5.50	34.65
PK	5.927G	58.19	68.20	-10.01	52.38	3	Vertical	285	2.56	-	34.91	5.50	34.60



802.11ac VHT20_Nss1,(MCS0)_4TX

01/12/2020

5785MHz_TX



EUT Y_4TX
Setting 23
01-A-B-2-10

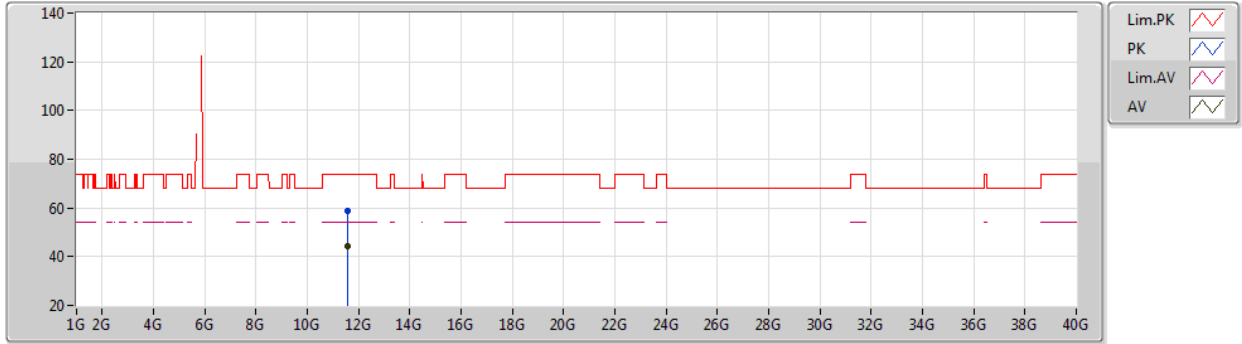
Type	Freq (Hz)	Level (dBuV/m)	Limit (dBuV/m)	Margin (dB)	Raw (dBuV)	Dist (m)	Condition	Azimuth (°)	Height (m)	Comment	AF (dB)	CL (dB)	PA (dB)
PK	5.615G	57.58	68.20	-10.62	53.06	3	Horizontal	328	1.80	-	33.83	5.41	34.72
PK	5.779G	112.03	Inf	-Inf	106.97	3	Horizontal	328	1.80	-	34.22	5.49	34.65
AV	5.778G	101.10	Inf	-Inf	96.05	3	Horizontal	328	1.80	-	34.21	5.49	34.65
PK	5.99G	58.32	68.20	-9.88	52.23	3	Horizontal	328	1.80	-	35.16	5.50	34.57



802.11ac VHT20_Nss1,(MCS0)_4TX

01/12/2020

5785MHz_TX



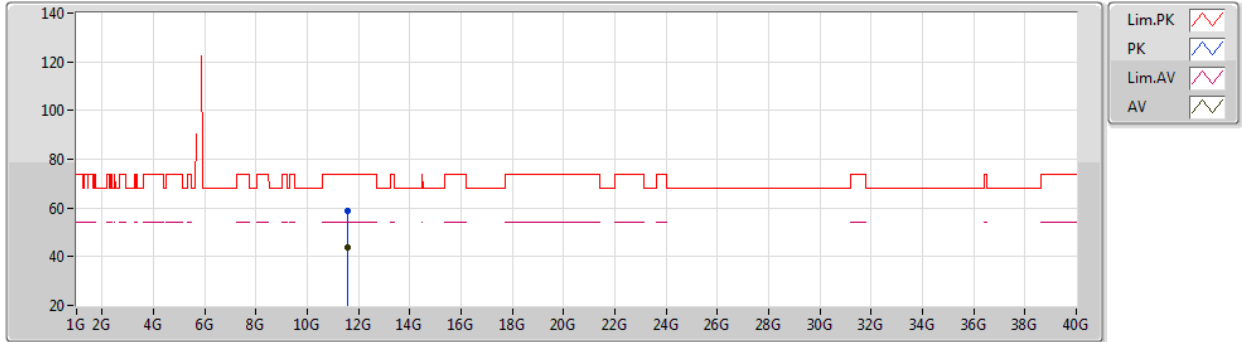
EUT Y_4TX
Setting 23
01-A-J-7

Type	Freq (Hz)	Level (dBuV/m)	Limit (dBuV/m)	Margin (dB)	Raw (dBuV)	Dist (m)	Condition	Azimuth (°)	Height (m)	Comment	AF (dB)	CL (dB)	PA (dB)
PK	11.56912G	58.78	74.00	-15.22	47.38	3	Vertical	234	1.79	-	38.40	7.85	34.85
AV	11.56988G	44.14	54.00	-9.86	32.75	3	Vertical	234	1.79	-	38.40	7.85	34.86

802.11ac VHT20_Nss1,(MCS0)_4TX

01/12/2020

5785MHz_TX



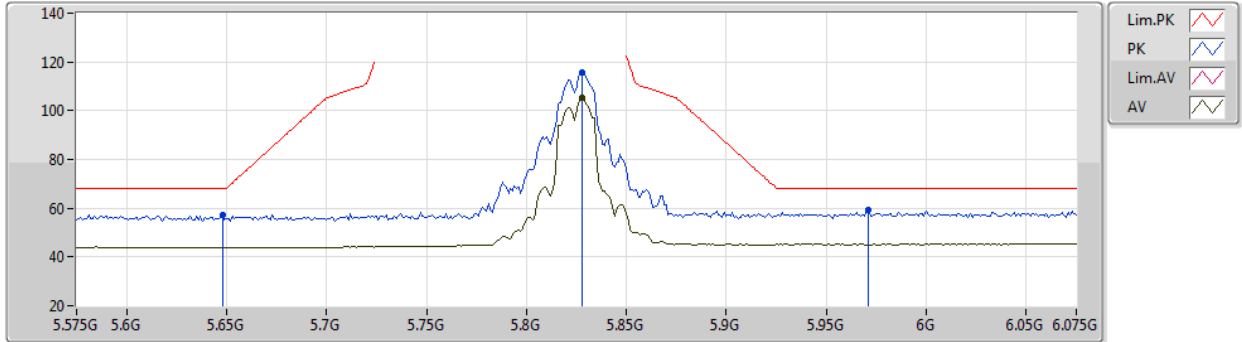
EUT Y_4TX
Setting 23
01-A-J-7

Type	Freq (Hz)	Level (dBuV/m)	Limit (dBuV/m)	Margin (dB)	Raw (dBuV)	Dist (m)	Condition	Azimuth (°)	Height (m)	Comment	AF (dB)	CL (dB)	PA (dB)
PK	11.5722G	58.95	74.00	-15.05	47.56	3	Horizontal	87	1.79	-	38.40	7.85	34.86
AV	11.57268G	43.73	54.00	-10.27	32.34	3	Horizontal	87	1.79	-	38.40	7.85	34.86

802.11ac VHT20_Nss1,(MCS0)_4TX

01/12/2020

5825MHz_TX



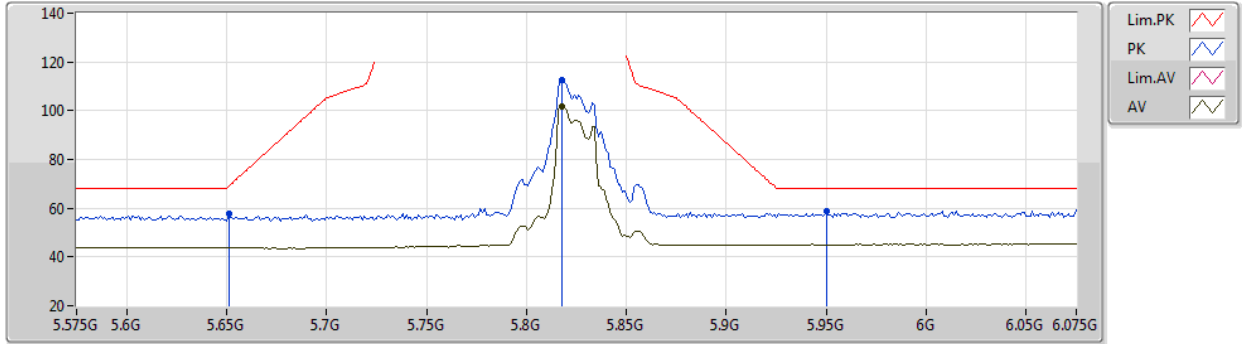
EUT Y_4TX
Setting 23
01-A-B-2-10

Type	Freq (Hz)	Level (dBuV/m)	Limit (dBuV/m)	Margin (dB)	Raw (dBuV)	Dist (m)	Condition	Azimuth (°)	Height (m)	Comment	AF (dB)	CL (dB)	PA (dB)
PK	5.648G	57.41	68.20	-10.79	52.79	3	Vertical	293	2.67	-	33.90	5.42	34.70
PK	5.828G	115.80	Inf	-Inf	110.53	3	Vertical	293	2.67	-	34.41	5.50	34.64
AV	5.828G	105.19	Inf	-Inf	99.92	3	Vertical	293	2.67	-	34.41	5.50	34.64
PK	5.971G	59.49	68.20	-8.71	53.49	3	Vertical	293	2.67	-	35.08	5.50	34.58

802.11ac VHT20_Nss1,(MCS0)_4TX

01/12/2020

5825MHz_TX



EUT Y_4TX
Setting 23
01-A-B-2-10

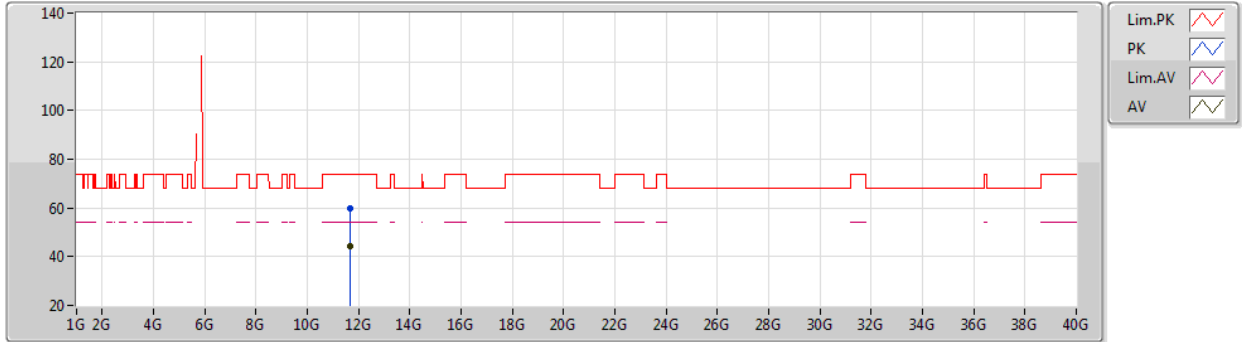
Type	Freq (Hz)	Level (dBuV/m)	Limit (dBuV/m)	Margin (dB)	Raw (dBuV)	Dist (m)	Condition	Azimuth (°)	Height (m)	Comment	AF (dB)	CL (dB)	PA (dB)
PK	5.651G	57.86	68.94	-11.08	53.23	3	Horizontal	340	1.85	-	33.90	5.43	34.70
PK	5.818G	112.52	Inf	-Inf	107.29	3	Horizontal	340	1.85	-	34.37	5.50	34.64
AV	5.818G	101.64	Inf	-Inf	96.41	3	Horizontal	340	1.85	-	34.37	5.50	34.64
PK	5.95G	58.62	68.20	-9.58	52.71	3	Horizontal	340	1.85	-	35.00	5.50	34.59



802.11ac VHT20_Nss1,(MCS0)_4TX

01/12/2020

5825MHz_TX



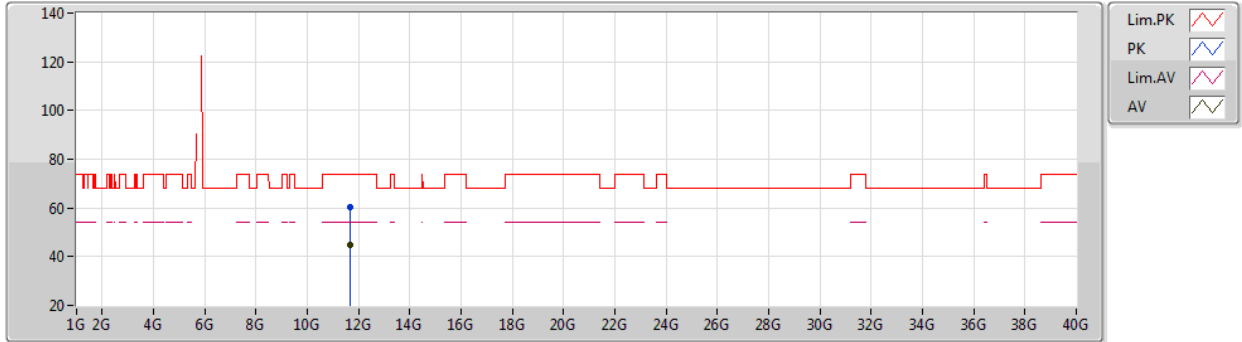
EUT Y_4TX
Setting 23
01-A-J-7

Type	Freq (Hz)	Level (dBuV/m)	Limit (dBuV/m)	Margin (dB)	Raw (dBuV)	Dist (m)	Condition	Azimuth (°)	Height (m)	Comment	AF (dB)	CL (dB)	PA (dB)
PK	11.65016G	59.99	74.00	-14.01	48.54	3	Vertical	234	1.83	-	38.45	7.88	34.88
AV	11.64976G	44.40	54.00	-9.60	32.95	3	Vertical	234	1.83	-	38.45	7.88	34.88

802.11ac VHT20_Nss1,(MCS0)_4TX

01/12/2020

5825MHz_TX



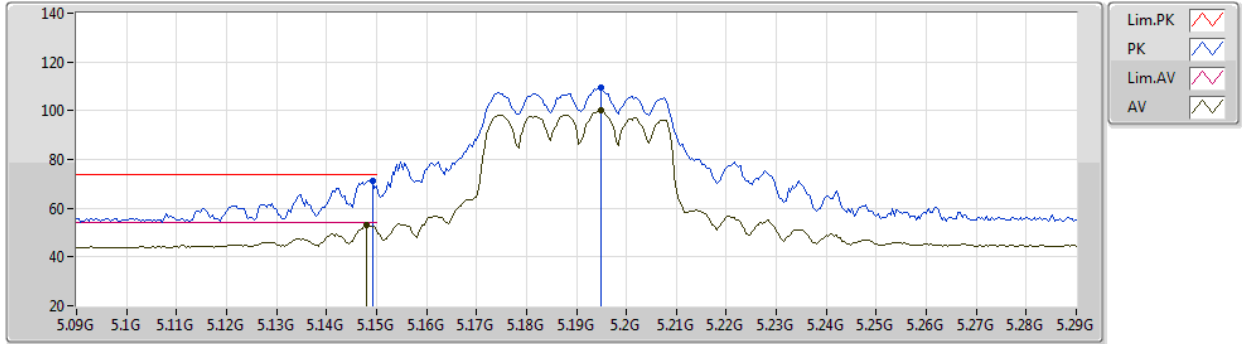
EUT Y_4TX
Setting 23
01-A-J-7

Type	Freq (Hz)	Level (dBuV/m)	Limit (dBuV/m)	Margin (dB)	Raw (dBuV)	Dist (m)	Condition	Azimuth (°)	Height (m)	Comment	AF (dB)	CL (dB)	PA (dB)
PK	11.6486G	60.19	74.00	-13.81	48.74	3	Horizontal	24	3.00	-	38.45	7.88	34.88
AV	11.64992G	44.73	54.00	-9.27	33.28	3	Horizontal	24	3.00	-	38.45	7.88	34.88

802.11ac VHT40_Nss1,(MCS0)_4TX

01/12/2020

5190MHz_TX



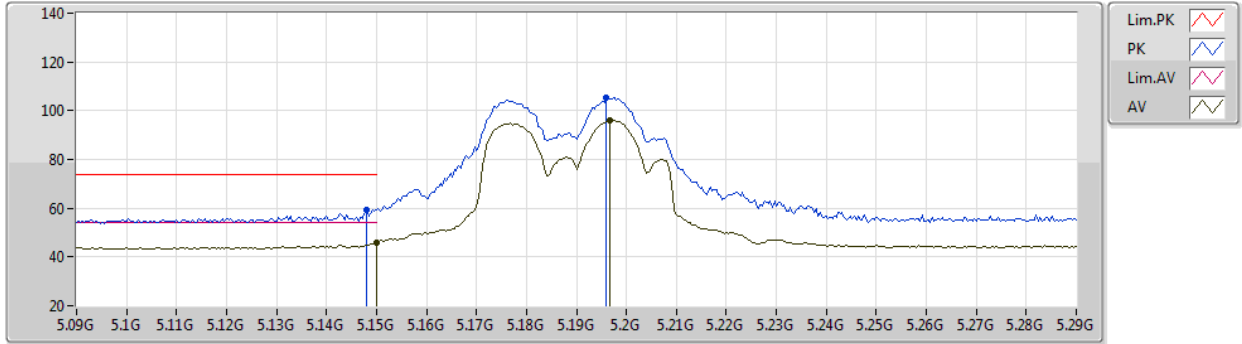
EUT Y_4TX
Setting 15.5
01-A-B-2-10

Type	Freq (Hz)	Level (dBuV/m)	Limit (dBuV/m)	Margin (dB)	Raw (dBuV)	Dist (m)	Condition	Azimuth (°)	Height (m)	Comment	AF (dB)	CL (dB)	PA (dB)
PK	5.1492G	71.21	74.00	-2.79	68.07	3	Vertical	294	1.57	-	32.60	5.17	34.63
AV	5.148G	53.24	54.00	-0.76	50.10	3	Vertical	294	1.57	-	32.60	5.17	34.63
PK	5.1948G	109.66	Inf	-Inf	106.42	3	Vertical	294	1.57	-	32.69	5.20	34.65
AV	5.1948G	100.24	Inf	-Inf	97.00	3	Vertical	294	1.57	-	32.69	5.20	34.65

802.11ac VHT40_Nss1,(MCS0)_4TX

01/12/2020

5190MHz_TX



EUT Y_4TX
Setting 15.5
01-A-B-2-10

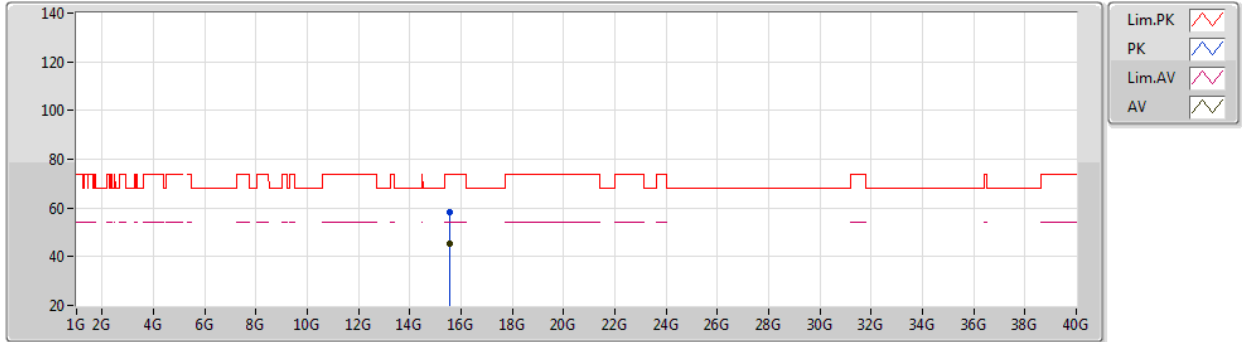
Type	Freq (Hz)	Level (dBuV/m)	Limit (dBuV/m)	Margin (dB)	Raw (dBuV)	Dist (m)	Condition	Azimuth (°)	Height (m)	Comment	AF (dB)	CL (dB)	PA (dB)
PK	5.148G	59.25	74.00	-14.75	56.11	3	Horizontal	264	2.35	-	32.60	5.17	34.63
AV	5.15G	45.79	54.00	-8.21	42.65	3	Horizontal	264	2.35	-	32.60	5.17	34.63
PK	5.196G	105.47	Inf	-Inf	102.23	3	Horizontal	264	2.35	-	32.69	5.20	34.65
AV	5.1968G	96.26	Inf	-Inf	93.02	3	Horizontal	264	2.35	-	32.69	5.20	34.65



802.11ac VHT40_Nss1,(MCS0)_4TX

01/12/2020

5190MHz_TX



EUT Y_4TX
Setting 15.5
01-A-J-7

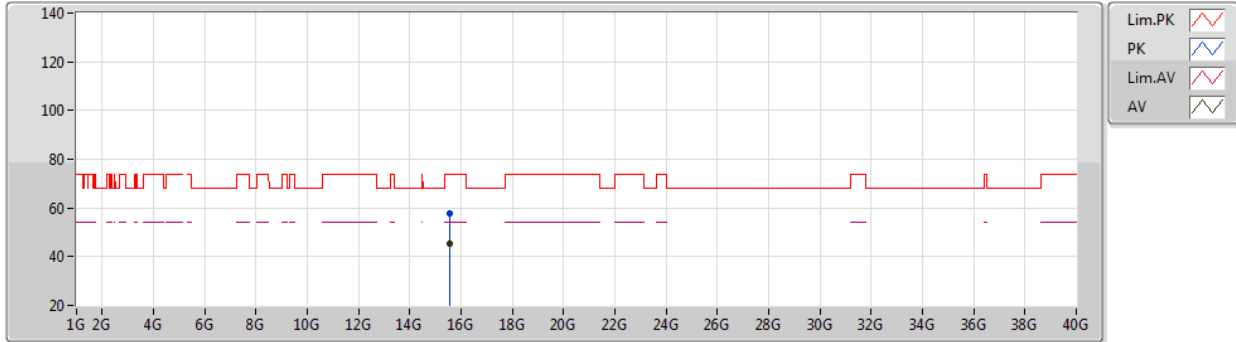
Type	Freq (Hz)	Level (dBuV/m)	Limit (dBuV/m)	Margin (dB)	Raw (dBuV)	Dist (m)	Condition	Azimuth (°)	Height (m)	Comment	AF (dB)	CL (dB)	PA (dB)
PK	15.57076G	58.35	74.00	-15.65	45.75	3	Vertical	120	1.16	-	38.24	9.21	34.85
AV	15.56915G	45.55	54.00	-8.45	32.95	3	Vertical	120	1.16	-	38.24	9.21	34.85



802.11ac VHT40_Nss1,(MCS0)_4TX

01/12/2020

5190MHz_TX



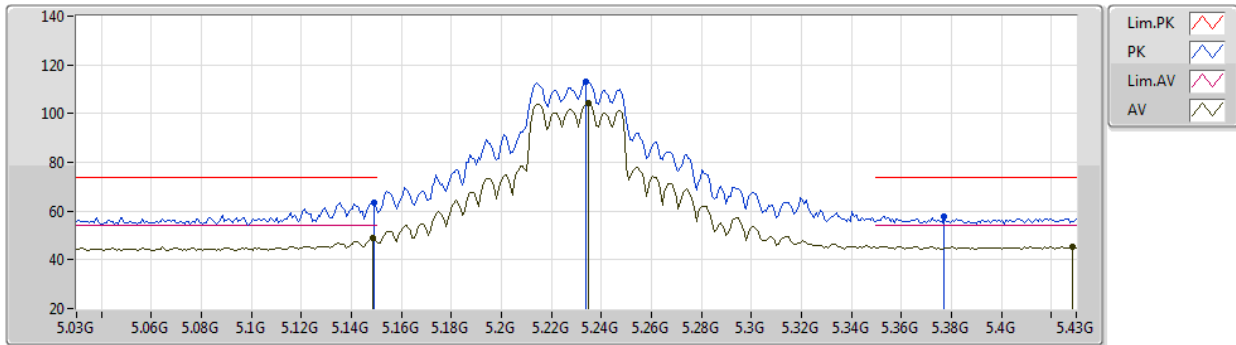
EUT Y_4TX
Setting 15.5
01-A-J-7

Type	Freq (Hz)	Level (dBuV/m)	Limit (dBuV/m)	Margin (dB)	Raw (dBuV)	Dist (m)	Condition	Azimuth (°)	Height (m)	Comment	AF (dB)	CL (dB)	PA (dB)
PK	15.56912G	57.85	74.00	-16.15	45.25	3	Horizontal	9	2.27	-	38.24	9.21	34.85
AV	15.57012G	45.60	54.00	-8.40	33.00	3	Horizontal	9	2.27	-	38.24	9.21	34.85

802.11ac VHT40_Nss1,(MCS0)_4TX

01/12/2020

5230MHz_TX



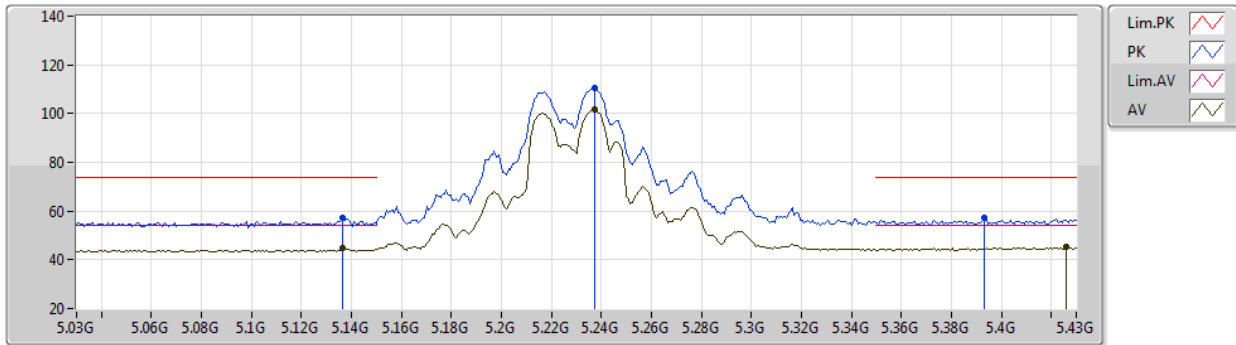
EUT Y_4TX
Setting 23
01-A-B-2-10

Type	Freq (Hz)	Level (dBuV/m)	Limit (dBuV/m)	Margin (dB)	Raw (dBuV)	Dist (m)	Condition	Azimuth (°)	Height (m)	Comment	AF (dB)	CL (dB)	PA (dB)
PK	5.1492G	63.70	74.00	-10.30	60.56	3	Vertical	297	2.20	-	32.60	5.17	34.63
AV	5.1484G	49.05	54.00	-4.95	45.91	3	Vertical	297	2.20	-	32.60	5.17	34.63
PK	5.234G	113.12	Inf	-Inf	109.78	3	Vertical	297	2.20	-	32.77	5.23	34.66
AV	5.2348G	104.48	Inf	-Inf	101.14	3	Vertical	297	2.20	-	32.77	5.23	34.66
PK	5.3772G	57.71	74.00	-16.29	53.99	3	Vertical	297	2.20	-	33.06	5.38	34.72
AV	5.4284G	45.43	54.00	-8.57	41.45	3	Vertical	297	2.20	-	33.31	5.40	34.73

802.11ac VHT40_Nss1,(MCS0)_4TX

01/12/2020

5230MHz_TX



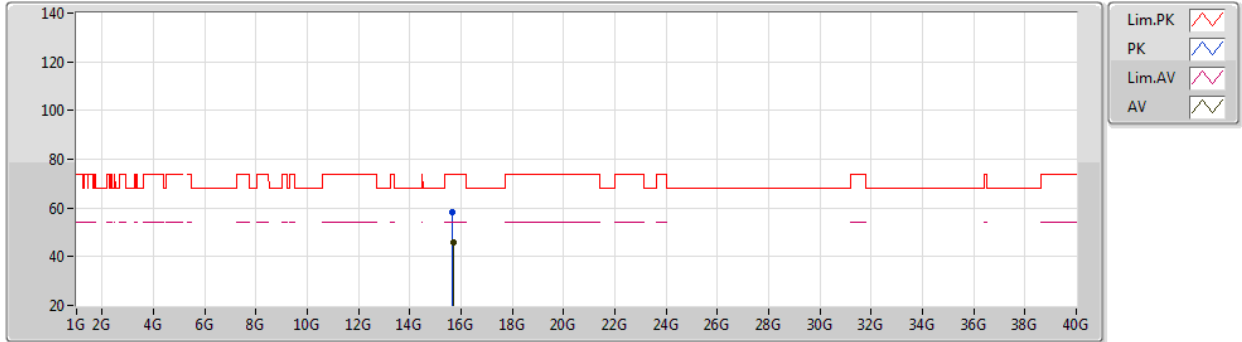
EUT Y_4TX
Setting 23
01-A-B-2-10

Type	Freq (Hz)	Level (dBuV/m)	Limit (dBuV/m)	Margin (dB)	Raw (dBuV)	Dist (m)	Condition	Azimuth (°)	Height (m)	Comment	AF (dB)	CL (dB)	PA (dB)
PK	5.1364G	57.21	74.00	-16.79	54.07	3	Horizontal	264	2.13	-	32.60	5.17	34.63
AV	5.1364G	44.84	54.00	-9.16	41.70	3	Horizontal	264	2.13	-	32.60	5.17	34.63
PK	5.2372G	110.54	Inf	-Inf	107.20	3	Horizontal	264	2.13	-	32.77	5.24	34.67
AV	5.2372G	101.52	Inf	-Inf	98.18	3	Horizontal	264	2.13	-	32.77	5.24	34.67
PK	5.3932G	57.01	74.00	-16.99	53.18	3	Horizontal	264	2.13	-	33.16	5.39	34.72
AV	5.426G	45.11	54.00	-8.89	41.14	3	Horizontal	264	2.13	-	33.30	5.40	34.73

802.11ac VHT40_Nss1,(MCS0)_4TX

01/12/2020

5230MHz_TX



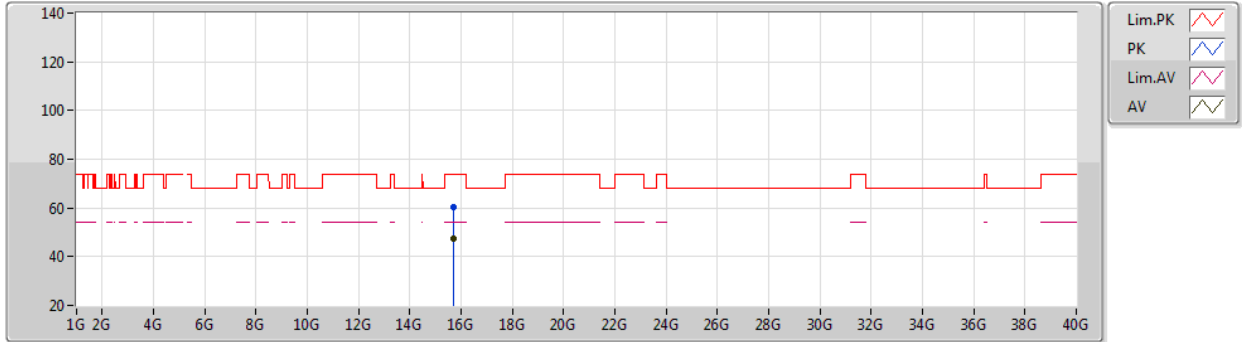
EUT Y_4TX
Setting 23
01-A-J-7

Type	Freq (Hz)	Level (dBuV/m)	Limit (dBuV/m)	Margin (dB)	Raw (dBuV)	Dist (m)	Condition	Azimuth (°)	Height (m)	Comment	AF (dB)	CL (dB)	PA (dB)
PK	15.67208G	58.50	74.00	-15.50	45.86	3	Vertical	310	2.97	-	38.37	9.23	34.96
AV	15.69336G	46.07	54.00	-7.93	33.42	3	Vertical	310	2.97	-	38.39	9.24	34.98

802.11ac VHT40_Nss1,(MCS0)_4TX

01/12/2020

5230MHz_TX



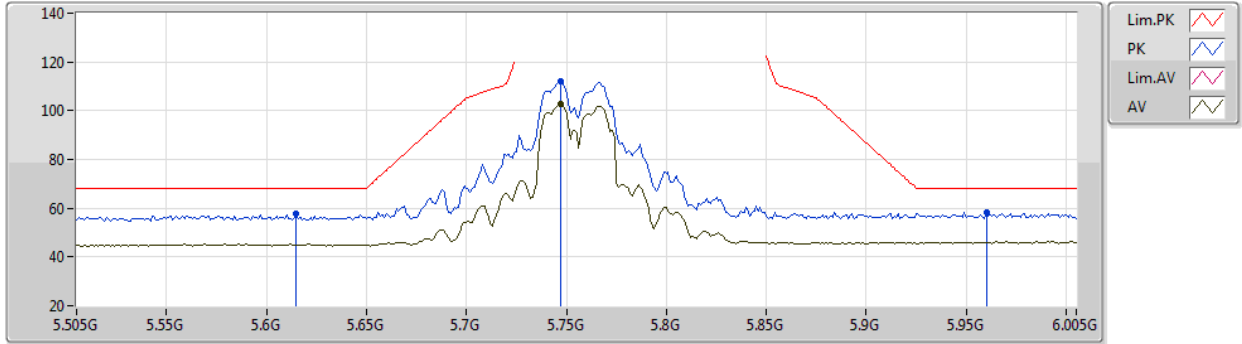
EUT Y_4TX
Setting 23
01-A-J-7

Type	Freq (Hz)	Level (dBuV/m)	Limit (dBuV/m)	Margin (dB)	Raw (dBuV)	Dist (m)	Condition	Azimuth (°)	Height (m)	Comment	AF (dB)	CL (dB)	PA (dB)
PK	15.68296G	60.19	74.00	-13.81	47.54	3	Horizontal	359	1.43	-	38.38	9.24	34.97
AV	15.68184G	47.57	54.00	-6.43	34.92	3	Horizontal	359	1.43	-	38.38	9.24	34.97

802.11ac VHT40_Nss1,(MCS0)_4TX

01/12/2020

5755MHz_TX



EUT Y_4TX
Setting 23
01-A-B-2-10

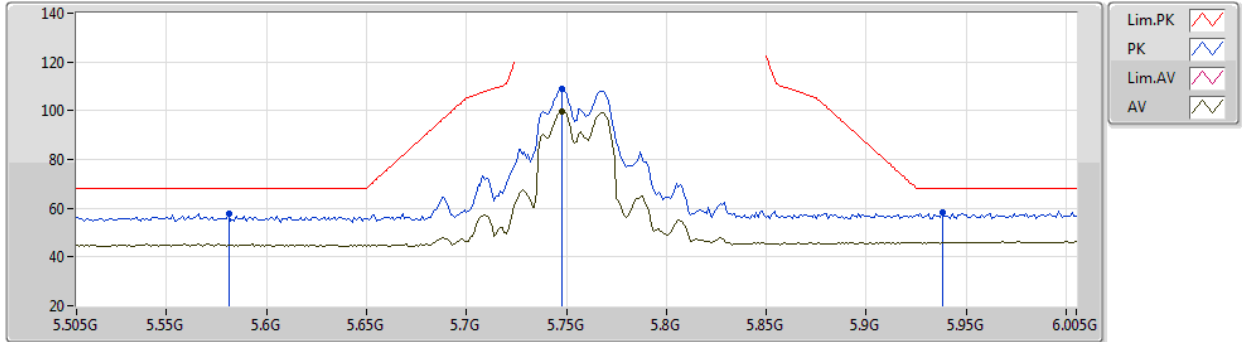
Type	Freq (Hz)	Level (dBuV/m)	Limit (dBuV/m)	Margin (dB)	Raw (dBuV)	Dist (m)	Condition	Azimuth (°)	Height (m)	Comment	AF (dB)	CL (dB)	PA (dB)
PK	5.615G	57.61	68.20	-10.59	53.09	3	Vertical	332	1.33	-	33.83	5.41	34.72
PK	5.747G	111.94	Inf	-Inf	107.05	3	Vertical	332	1.33	-	34.09	5.47	34.67
AV	5.747G	102.75	Inf	-Inf	97.86	3	Vertical	332	1.33	-	34.09	5.47	34.67
PK	5.96G	58.27	68.20	-9.93	52.32	3	Vertical	332	1.33	-	35.04	5.50	34.59



802.11ac VHT40_Nss1,(MCS0)_4TX

01/12/2020

5755MHz_TX



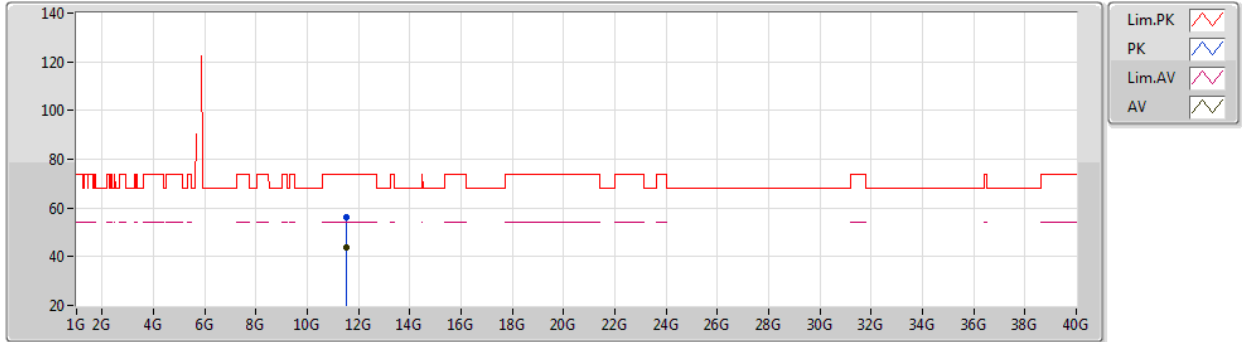
EUT Y_4TX
Setting 23
01-A-B-2-10

Type	Freq (Hz)	Level (dBuV/m)	Limit (dBuV/m)	Margin (dB)	Raw (dBuV)	Dist (m)	Condition	Azimuth (°)	Height (m)	Comment	AF (dB)	CL (dB)	PA (dB)
PK	5.581G	57.85	68.20	-10.35	53.42	3	Horizontal	334	1.80	-	33.76	5.40	34.73
PK	5.748G	108.93	Inf	-Inf	104.04	3	Horizontal	334	1.80	-	34.09	5.47	34.67
AV	5.748G	99.84	Inf	-Inf	94.95	3	Horizontal	334	1.80	-	34.09	5.47	34.67
PK	5.938G	58.17	68.20	-10.03	52.31	3	Horizontal	334	1.80	-	34.95	5.50	34.59

802.11ac VHT40_Nss1,(MCS0)_4TX

01/12/2020

5755MHz_TX



EUT Y_4TX
Setting 23
01-A-J-7

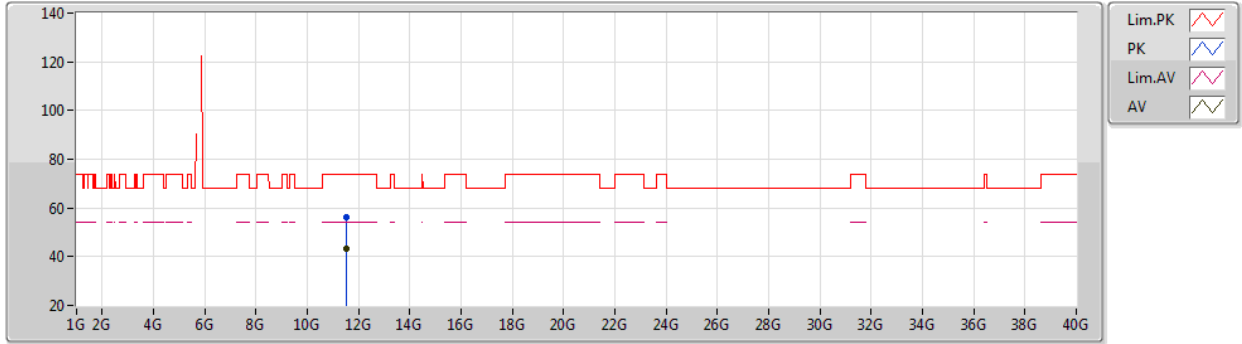
Type	Freq (Hz)	Level (dBuV/m)	Limit (dBuV/m)	Margin (dB)	Raw (dBuV)	Dist (m)	Condition	Azimuth (°)	Height (m)	Comment	AF (dB)	CL (dB)	PA (dB)
PK	11.508G	56.28	74.00	-17.72	44.88	3	Vertical	235	1.90	-	38.40	7.83	34.83
AV	11.50984G	43.70	54.00	-10.30	32.30	3	Vertical	235	1.90	-	38.40	7.83	34.83



802.11ac VHT40_Nss1,(MCS0)_4TX

01/12/2020

5755MHz_TX



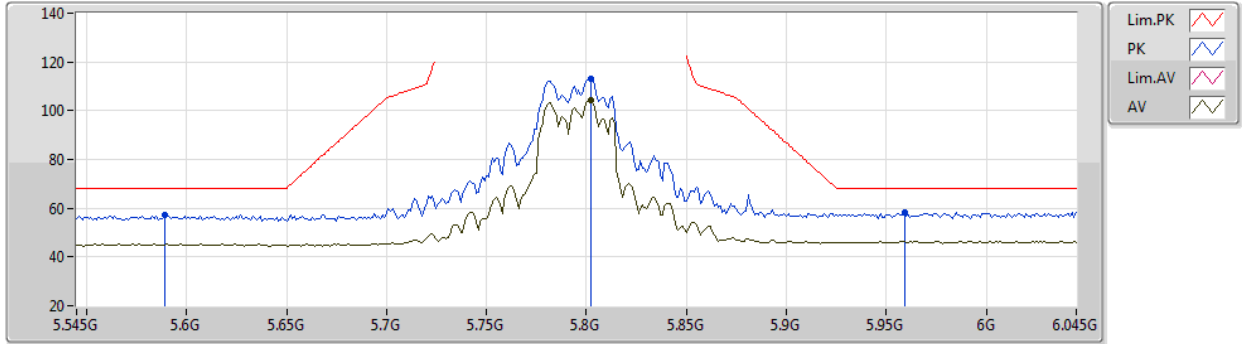
EUT Y_4TX
Setting 23
01-A-J-7

Type	Freq (Hz)	Level (dBuV/m)	Limit (dBuV/m)	Margin (dB)	Raw (dBuV)	Dist (m)	Condition	Azimuth (°)	Height (m)	Comment	AF (dB)	CL (dB)	PA (dB)
PK	11.51108G	55.98	74.00	-18.02	44.58	3	Horizontal	114	1.75	-	38.40	7.83	34.83
AV	11.51002G	43.20	54.00	-10.80	31.80	3	Horizontal	114	1.75	-	38.40	7.83	34.83

802.11ac VHT40_Nss1,(MCS0)_4TX

01/12/2020

5795MHz_TX



EUT Y_4TX
Setting 23
01-A-B-2-10

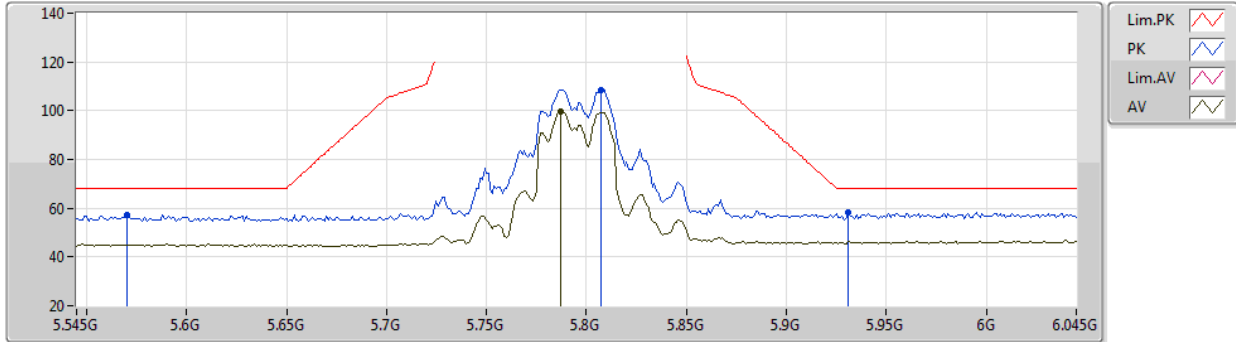
Type	Freq (Hz)	Level (dBuV/m)	Limit (dBuV/m)	Margin (dB)	Raw (dBuV)	Dist (m)	Condition	Azimuth (°)	Height (m)	Comment	AF (dB)	CL (dB)	PA (dB)
PK	5.589G	57.28	68.20	-10.92	52.83	3	Vertical	281	2.42	-	33.78	5.40	34.73
PK	5.802G	113.31	Inf	-Inf	108.15	3	Vertical	281	2.42	-	34.31	5.50	34.65
AV	5.802G	104.09	Inf	-Inf	98.93	3	Vertical	281	2.42	-	34.31	5.50	34.65
PK	5.959G	58.38	68.20	-9.82	52.43	3	Vertical	281	2.42	-	35.04	5.50	34.59



802.11ac VHT40_Nss1,(MCS0)_4TX

01/12/2020

5795MHz_TX



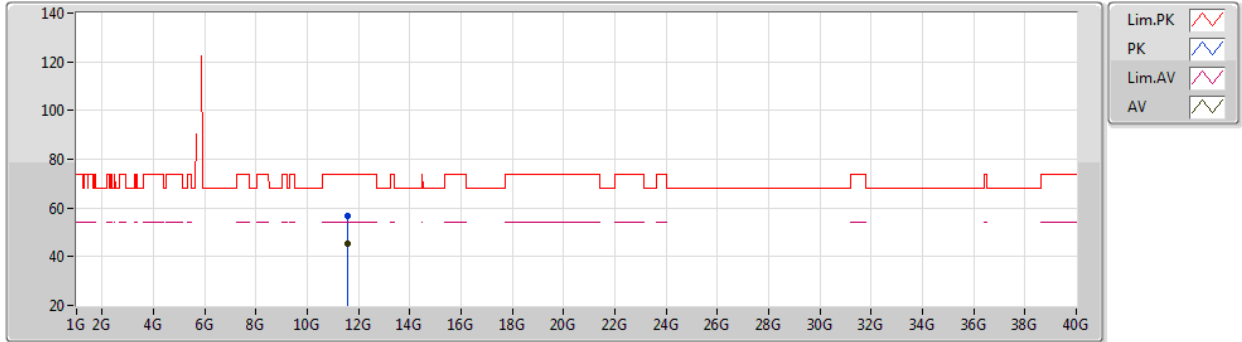
EUT Y_4TX
Setting 23
01-A-B-2-10

Type	Freq (Hz)	Level (dBuV/m)	Limit (dBuV/m)	Margin (dB)	Raw (dBuV)	Dist (m)	Condition	Azimuth (°)	Height (m)	Comment	AF (dB)	CL (dB)	PA (dB)
PK	5.57G	57.07	68.20	-11.13	52.66	3	Horizontal	341	1.94	-	33.74	5.40	34.73
PK	5.807G	108.67	Inf	-Inf	103.48	3	Horizontal	341	1.94	-	34.33	5.50	34.64
AV	5.787G	99.79	Inf	-Inf	94.70	3	Horizontal	341	1.94	-	34.25	5.49	34.65
PK	5.931G	58.21	68.20	-9.99	52.39	3	Horizontal	341	1.94	-	34.92	5.50	34.60

802.11ac VHT40_Nss1,(MCS0)_4TX

01/12/2020

5795MHz_TX



EUT Y_4TX
Setting 23
01-A-J-7

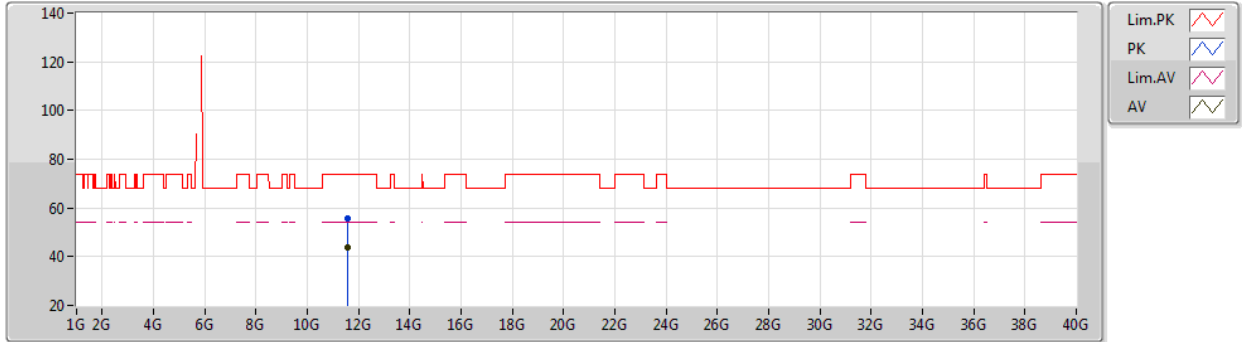
Type	Freq (Hz)	Level (dBuV/m)	Limit (dBuV/m)	Margin (dB)	Raw (dBuV)	Dist (m)	Condition	Azimuth (°)	Height (m)	Comment	AF (dB)	CL (dB)	PA (dB)
PK	11.5869G	56.96	74.00	-17.04	45.56	3	Vertical	233	1.72	-	38.40	7.86	34.86
AV	11.5894G	45.53	54.00	-8.47	34.13	3	Vertical	233	1.72	-	38.40	7.86	34.86



802.11ac VHT40_Nss1,(MCS0)_4TX

01/12/2020

5795MHz_TX



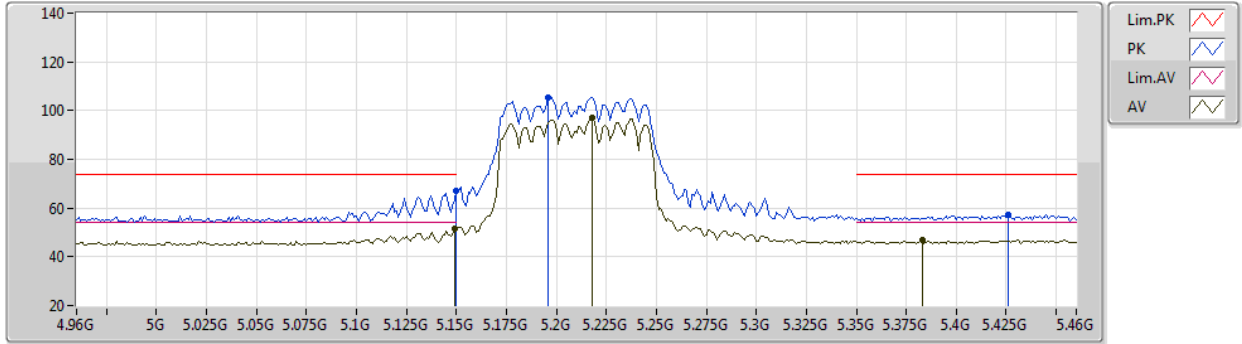
EUT Y_4TX
Setting 23
01-A-J-7

Type	Freq (Hz)	Level (dBuV/m)	Limit (dBuV/m)	Margin (dB)	Raw (dBuV)	Dist (m)	Condition	Azimuth (°)	Height (m)	Comment	AF (dB)	CL (dB)	PA (dB)
PK	11.58992G	55.46	74.00	-18.54	44.06	3	Horizontal	113	1.80	-	38.40	7.86	34.86
AV	11.59024G	43.95	54.00	-10.05	32.55	3	Horizontal	113	1.80	-	38.40	7.86	34.86

802.11ac VHT80_Nss1,(MCS0)_4TX

01/12/2020

5210MHz_TX



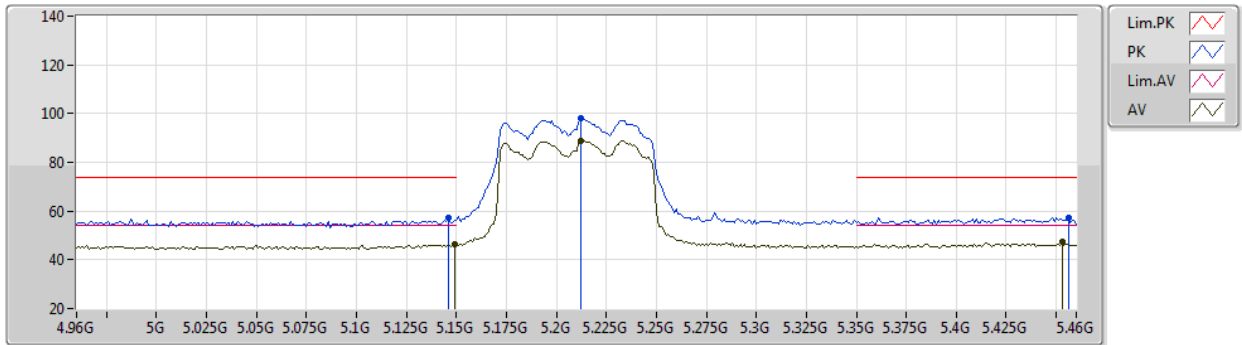
EUT Y_4TX
Setting 15
01-A-G-2-10

Type	Freq (Hz)	Level (dBuV/m)	Limit (dBuV/m)	Margin (dB)	Raw (dBuV)	Dist (m)	Condition	Azimuth (°)	Height (m)	Comment	AF (dB)	CL (dB)	PA (dB)
PK	5.15G	67.18	74.00	-6.82	64.04	3	Vertical	285	1.57	-	32.60	5.17	34.63
AV	5.149G	51.63	54.00	-2.37	48.49	3	Vertical	285	1.57	-	32.60	5.17	34.63
PK	5.196G	105.35	Inf	-Inf	102.11	3	Vertical	285	1.57	-	32.69	5.20	34.65
AV	5.218G	96.84	Inf	-Inf	93.54	3	Vertical	285	1.57	-	32.74	5.22	34.66
PK	5.426G	57.32	74.00	-16.68	53.35	3	Vertical	285	1.57	-	33.30	5.40	34.73
AV	5.383G	46.83	54.00	-7.17	43.07	3	Vertical	285	1.57	-	33.10	5.38	34.72

802.11ac VHT80_Nss1,(MCS0)_4TX

01/12/2020

5210MHz_TX



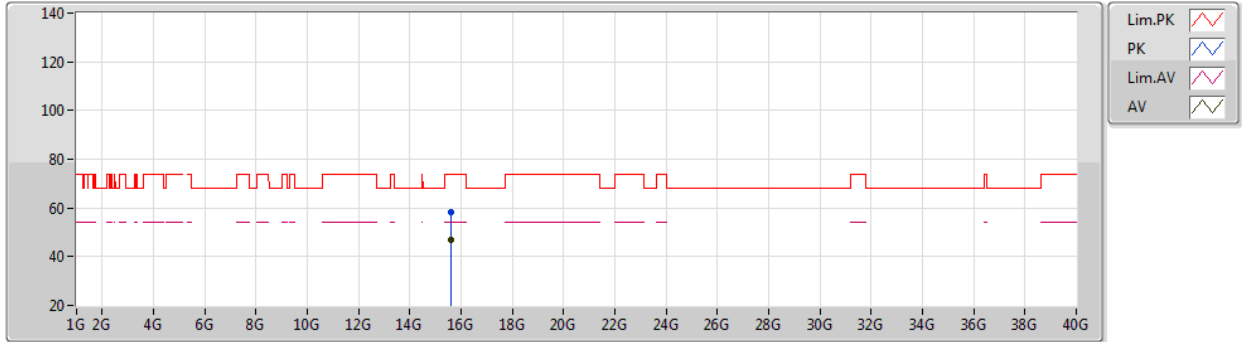
EUT Y_4TX
Setting 15
01-A-G-2-10

Type	Freq (Hz)	Level (dBuV/m)	Limit (dBuV/m)	Margin (dB)	Raw (dBuV)	Dist (m)	Condition	Azimuth (°)	Height (m)	Comment	AF (dB)	CL (dB)	PA (dB)
PK	5.146G	57.14	74.00	-16.86	54.00	3	Horizontal	282	2.78	-	32.60	5.17	34.63
AV	5.149G	46.34	54.00	-7.66	43.20	3	Horizontal	282	2.78	-	32.60	5.17	34.63
PK	5.212G	97.89	Inf	-Inf	94.62	3	Horizontal	282	2.78	-	32.72	5.21	34.66
AV	5.212G	89.02	Inf	-Inf	85.75	3	Horizontal	282	2.78	-	32.72	5.21	34.66
PK	5.456G	57.44	74.00	-16.56	53.37	3	Horizontal	282	2.78	-	33.41	5.40	34.74
AV	5.453G	47.31	54.00	-6.69	43.24	3	Horizontal	282	2.78	-	33.41	5.40	34.74

802.11ac VHT80_Nss1,(MCS0)_4TX

01/12/2020

5210MHz_TX



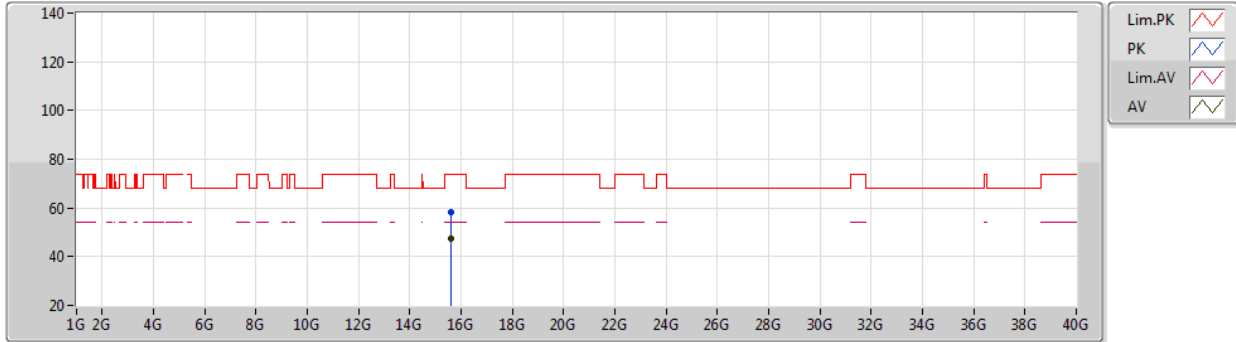
EUT Y_4TX
Setting 15
01-A-J-7

Type	Freq (Hz)	Level (dBuV/m)	Limit (dBuV/m)	Margin (dB)	Raw (dBuV)	Dist (m)	Condition	Azimuth (°)	Height (m)	Comment	AF (dB)	CL (dB)	PA (dB)
PK	15.63094G	58.51	74.00	-15.49	45.86	3	Vertical	269	1.16	-	38.33	9.23	34.91
AV	15.62904G	47.02	54.00	-6.98	34.37	3	Vertical	269	1.16	-	38.33	9.23	34.91

802.11ac VHT80_Nss1,(MCS0)_4TX

01/12/2020

5210MHz_TX



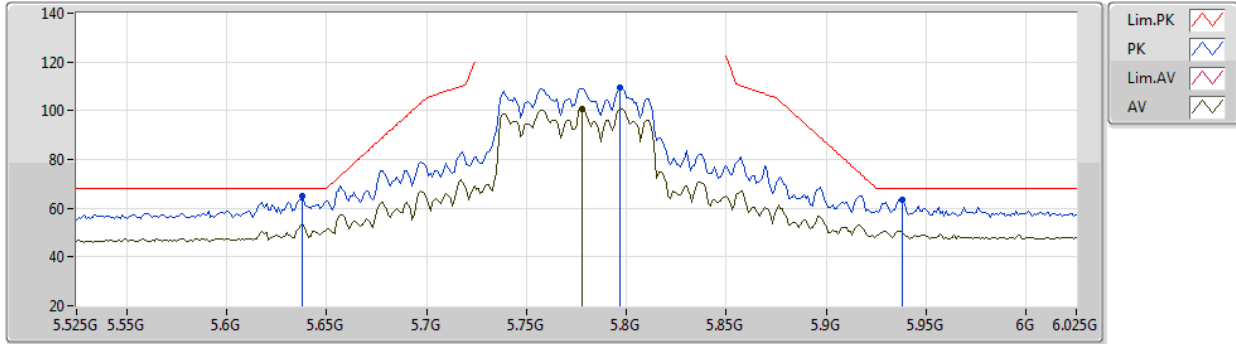
EUT V_4TX
Setting 15
01-A-J-7

Type	Freq (Hz)	Level (dBuV/m)	Limit (dBuV/m)	Margin (dB)	Raw (dBuV)	Dist (m)	Condition	Azimuth (°)	Height (m)	Comment	AF (dB)	CL (dB)	PA (dB)
PK	15.6299G	58.29	74.00	-15.71	45.64	3	Horizontal	133	1.34	-	38.33	9.23	34.91
AV	15.62974G	47.26	54.00	-6.74	34.61	3	Horizontal	133	1.34	-	38.33	9.23	34.91

802.11ac VHT80_Nss1,(MCS0)_4TX

01/12/2020

5775MHz_TX



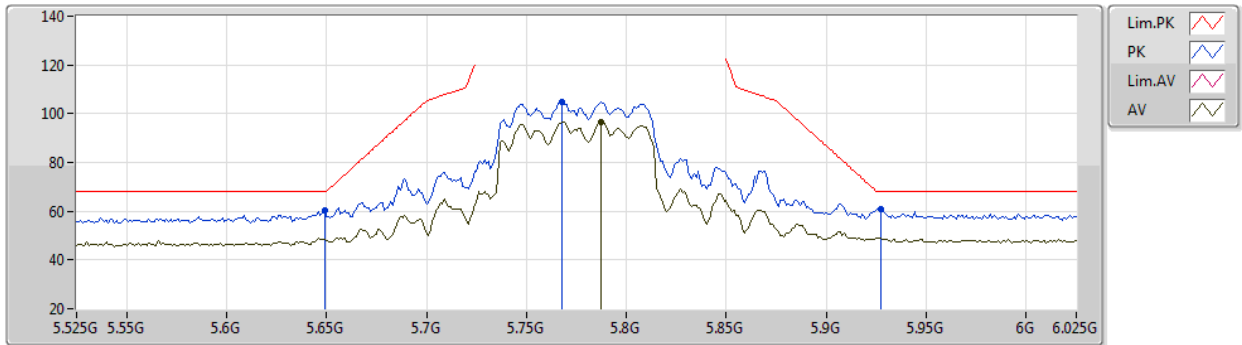
EUT Y_4TX
Setting 23
01-A-G-2-10

Type	Freq (Hz)	Level (dBuV/m)	Limit (dBuV/m)	Margin (dB)	Raw (dBuV)	Dist (m)	Condition	Azimuth (°)	Height (m)	Comment	AF (dB)	CL (dB)	PA (dB)
PK	5.638G	64.77	68.20	-3.43	60.18	3	Vertical	296	2.43	-	33.88	5.42	34.71
PK	5.797G	109.46	Inf	-Inf	104.32	3	Vertical	296	2.43	-	34.29	5.50	34.65
AV	5.778G	100.87	Inf	-Inf	95.82	3	Vertical	296	2.43	-	34.21	5.49	34.65
PK	5.938G	63.57	68.20	-4.63	57.71	3	Vertical	296	2.43	-	34.95	5.50	34.59

802.11ac VHT80_Nss1,(MCS0)_4TX

01/12/2020

5775MHz_TX



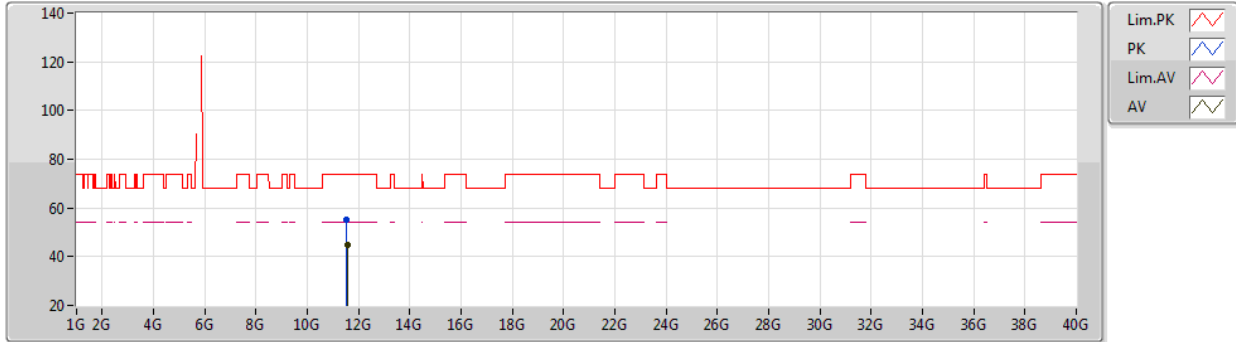
EUT Y_4TX
Setting 23
01-A-G-2-10

Type	Freq (Hz)	Level (dBuV/m)	Limit (dBuV/m)	Margin (dB)	Raw (dBuV)	Dist (m)	Condition	Azimuth (°)	Height (m)	Comment	AF (dB)	CL (dB)	PA (dB)
PK	5.649G	60.40	68.20	-7.80	55.78	3	Horizontal	355	1.80	-	33.90	5.42	34.70
PK	5.768G	104.76	Inf	-Inf	99.77	3	Horizontal	355	1.80	-	34.17	5.48	34.66
AV	5.787G	96.60	Inf	-Inf	91.51	3	Horizontal	355	1.80	-	34.25	5.49	34.65
PK	5.927G	60.68	68.20	-7.52	54.87	3	Horizontal	355	1.80	-	34.91	5.50	34.60

802.11ac VHT80_Nss1,(MCS0)_4TX

01/12/2020

5775MHz_TX



EUT Y_4TX
Setting 23
01-A-G-2

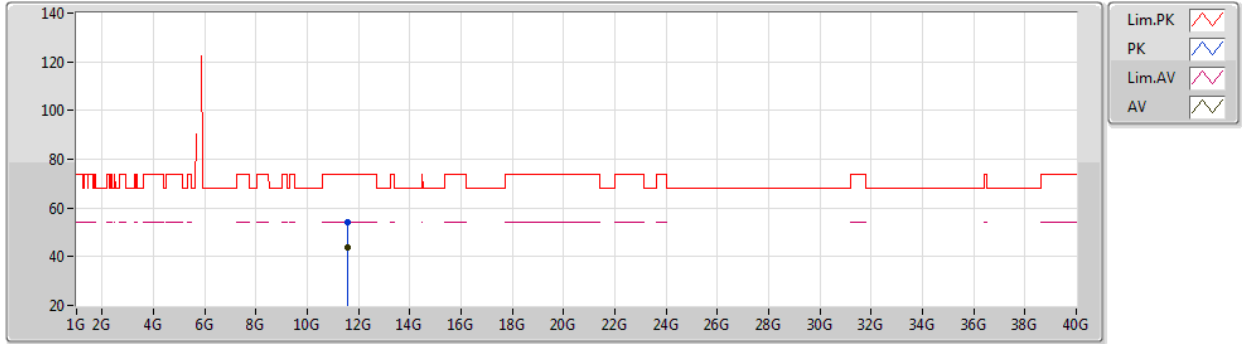
Type	Freq (Hz)	Level (dBuV/m)	Limit (dBuV/m)	Margin (dB)	Raw (dBuV)	Dist (m)	Condition	Azimuth (°)	Height (m)	Comment	AF (dB)	CL (dB)	PA (dB)
PK	11.54904G	55.34	74.00	-18.66	43.95	3	Vertical	236	1.79	-	38.40	7.84	34.85
AV	11.55032G	44.77	54.00	-9.23	33.38	3	Vertical	236	1.79	-	38.40	7.84	34.85



802.11ac VHT80_Nss1,(MCS0)_4TX

01/12/2020

5775MHz_TX



EUT Y_4TX
Setting 23
01-A-G-2

Type	Freq (Hz)	Level (dBuV/m)	Limit (dBuV/m)	Margin (dB)	Raw (dBuV)	Dist (m)	Condition	Azimuth (°)	Height (m)	Comment	AF (dB)	CL (dB)	PA (dB)
PK	11.55312G	54.06	74.00	-19.94	42.67	3	Horizontal	116	1.79	-	38.40	7.84	34.85
AV	11.55012G	43.77	54.00	-10.23	32.38	3	Horizontal	116	1.79	-	38.40	7.84	34.85