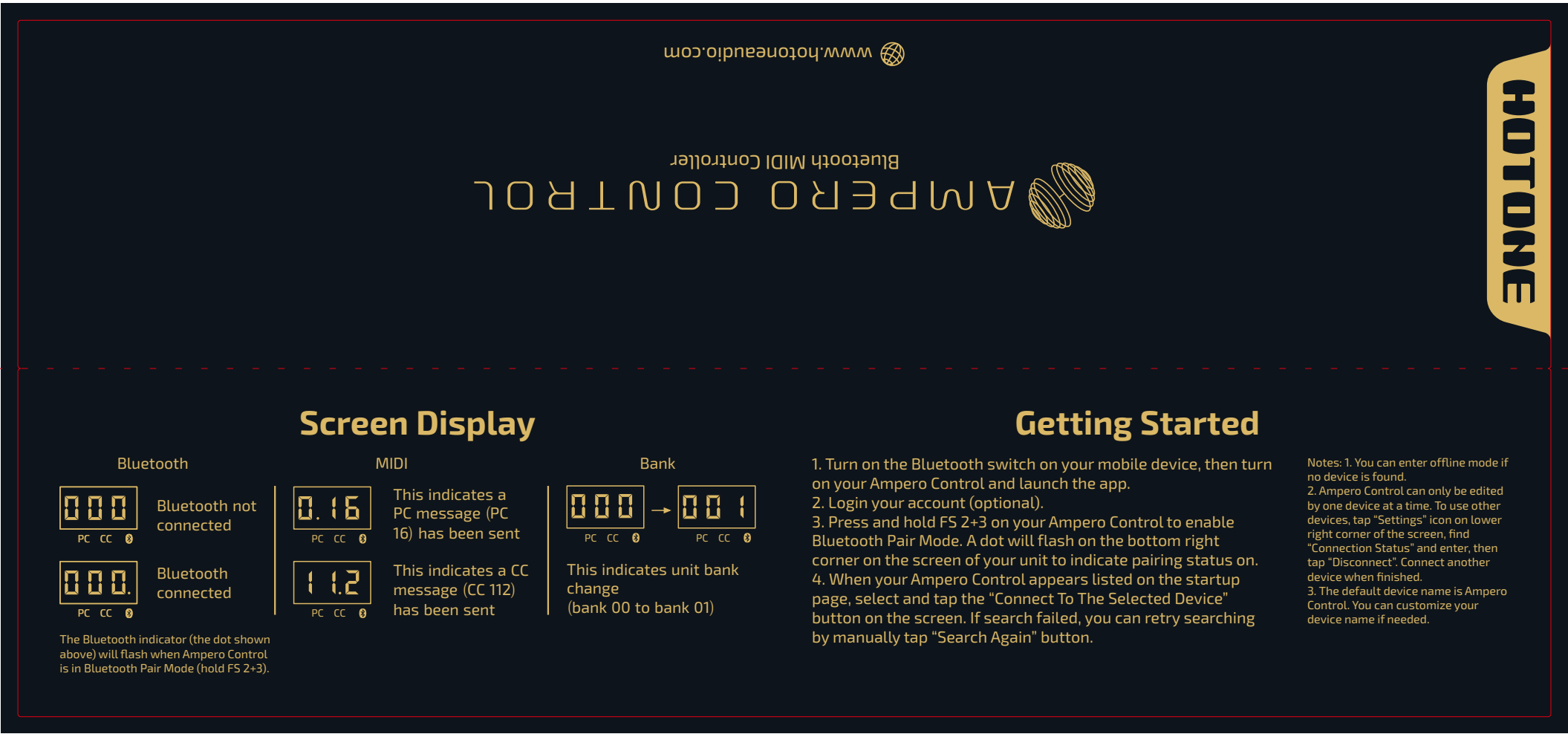



折起朝外




技术要求：
157g铜板纸，273*124mm，四色印刷，覆哑膜，二折页

技术要求：
157g铜板纸，273*124mm，四色印刷，覆哑膜，二折页



Thank you for purchasing a Hotone product. Scan the QR code for the full manual and app download links.
感谢您购买Hotone产品，请扫描右侧二维码获取完整说明书及配套软件下载地址。
www.hotoneaudio.com/support

We recommend you update the latest firmware/software for the best possible experience.
我们建议您及时升级到最新固件/软件以获得最佳的用户体验。



Panel


Programmable Footswitch (FS) 1-4:
For sending MIDI messages depending on your needs. Use Ampere Control app for detailed settings.
Tap FS 1+2: Bank down
Tap FS 3+4: Bank up
Hold FS 2+3: Enable Bluetooth Pair Mode
Hold FS 4 while powering up: Enable Expression Pedal Calibration Mode

EXP/CTRL 1/2:
1/4" TRS inputs, for connecting external expression pedals/momentary footswitch controllers. Perfect for Hotone Ampere Press or Ampere Switch.

MIDI IN:
Standard 5-pin MIDI input jack, for receiving MIDI messages.

MIDI OUT/THRU:
5-pin MIDI output jack, for sending MIDI messages.

USB:
USB 2.0 Type-B jack, for USB MIDI control. Ampere Control can be powered by the USB port.



Specifications

Compatible Exp Pedal Pot Resistance: Max. 10k Ω
Power Requirement: 9-18V DC center negative or 5V DC (USB)
Current Consumption: Max. 100mA
Dimensions: 258.5mm (W) \times 55.5mm (D) \times 49mm (H)
Weight: 440g

Power Supply Connection:
Power supply input (9-18V DC center negative).

The contents of this manual are subject to change without notice.

FCC regulation warning (for USA)
This device complies with Part 15 of the FCC Rules.

Operation is subject to the following two conditions:
(1) this device may not cause harmful interference, and
(2) this device must accept any interference received, including interference that may cause undesired operation. This device and its antenna(s) must not be co-located or operating in conjunction with any other antenna transmitter. Changes or modifications not expressly approved by the party responsible for compliance could void the user's authority to operate the equipment.

Note: This equipment has been tested and found to comply with the limits for a Class B digital device, pursuant to part 15 of the FCC Rules. These limits are designed to provide reasonable protection against harmful interference in a residential installation. This equipment generates, uses and can radiate radio frequency energy and, if not installed and used in accordance with the instructions, may cause harmful interference to radio communications. However, there is no guarantee that interference will not occur in a particular installation. If this equipment does cause harmful interference to radio or television reception, which can be determined by turning the equipment off and on, the user is encouraged to try to correct the interference by one or more of the following measures:
-Reorient or relocate the receiving antenna.
-Increase the separation between the equipment and receiver.
-Connect the equipment into an outlet on a circuit different from that to which the receiver is connected.
-Consult the dealer or an experienced radio/TV technician for help.
This equipment complies with FCC radiation exposure limits set forth for an uncontrolled environment. This equipment should be installed and operated with minimum distance 20cm between the radiator & your body.
FCC ID:2AH5EC-4