



REDMAGIC

NX709S

Quick Start Guide

FCC ID:2AHJO-NX709S

Legal notice

Copyright Statement

Copyright © 2022 by Nubia Technology Co., Ltd..

All the copyrights of this document herein belong to Nubia Technology Co., Ltd. Without the written permission of copyright owner, no part of this publication may be excerpted, reproduced, translated by any person or entity in any form or by any means.

This document is subject to change without prior notice.

Nubia Technology Co., Ltd. keeps the right to make the final explanation to this document.

Trademarks

Android is a trademark of Google, Inc.

dtsx For DTS patents, see <http://patents.dts.com>.

Manufactured under license from DTS Licensing Limited. DTS, the Symbol, & DTS and the Symbol together are registered trademarks or trademarks of DTS, Inc. in the United States and/or other countries. © DTS, Inc. All Rights Reserved.

Snapdragon Sound is a product of Qualcomm Technologies, Inc. and/or its subsidiaries.

Snapdragon and Snapdragon Sound are trademarks or registered trademarks of Qualcomm Incorporated.

All other trademarks remain the property of their respective owners.

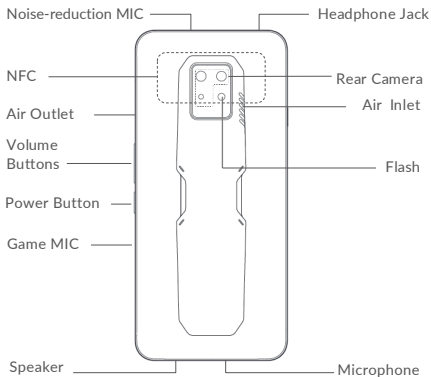
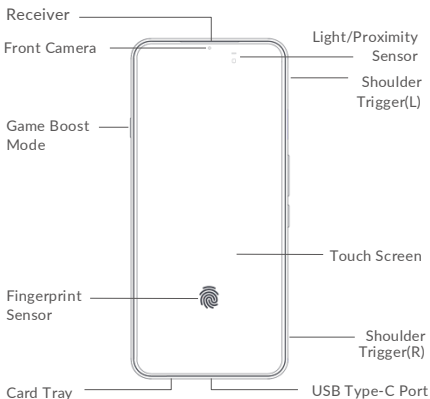
Statement of Third-party Applications

During the installation process of some third-party applications, the issues of repeated restart or abnormal use of software might be caused by incompatibility of the third-party applications, rather than the phone itself.

Please download your software upgrade packages from the reliable official website.

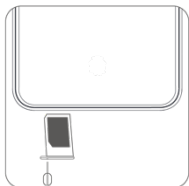
The installation of a third-party ROM or non-official operating system might bring safety risks and security threats. Nubia Technology Co., Ltd. shall not be liable for these risks and threats caused by upgrade of the operating system.

Your phone at a glance



Inserting the SIM card

1. Insert the end of the eject tool into the hole of the card tray and press firmly until the tray pops out.
2. Put one or two nano-SIM cards into the tray.
3. Push the card tray back into the phone.

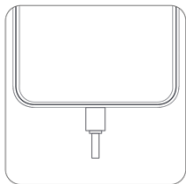


Note

Dimensions of a nano-SIM card: 9 mm*12 mm.

Charging the battery

Connect the phone to the power adapter using the included USB cable and power adapter.



Note

- Your phone and power adapter might heat up while charging.
- Use other USB cable or power adapter might decrease the life span of your phone or cause fire, explosion and other hazards.

The illustrations of products and accessories in the user guide are all schematic diagrams and are for reference only. Due to product updates and upgrades, the actual product and the schematic diagram may be slightly different, please refer to the actual product.

Powering On/Off Phone

Make sure the battery is charged before powering on.

- Press and hold the Power key to turn on your phone.
- To power off, press and hold the Power key and touch 'Swipe to power off'.

Waking Up Your Phone

Your phone automatically goes into sleep mode when it is not in use for some time. The display is turned off to save power and the keys are locked to prevent accidental operations.

You can wake up your phone by turning on the display and unlocking the keys.

1. Press the Power key to turn the screen on.
2. Swipe up on the screen.

Note

If you have set an unlock pattern, a PIN, or a password for your phone, you'll need to draw the pattern, or enter the PIN/password to unlock the phone.

Disposal of your old phone

- When the wheellie bin symbol is attached to a product, it means the product is covered by the European Directive 2012/19/EU.



- All electrical and electronic products should be disposed of separately from normal household waste via designated collection points provided by government or local authorities.
- The correct disposal of electrical and electronic products will help protect the environment and human health.

Declaration of RoHS 2.0 Compliance

We're determined to reduce the impact we have on the environment and take responsibility for the earth we live on. So this document allows us to formally declare that the NX709S , manufactured by Nubia Technology Co., Ltd., fully complies with the European Parliament's RoHS (Restriction of Hazardous Substances) 2.0 Directive 2011/65/EU, with respect to all the following substances:

- (1) Lead (Pb)
- (2) Mercury (Hg)
- (3) Cadmium (Cd)
- (4) Hexavalent Chromium (Cr (VI))
- (5) Polybrominated biphenyl (PBB)
- (6) Polybrominated diphenyl ether (PBDE)
- (7) Di(2-ethylhexyl) phthalate(DEHP)
- (8) Dibutyl phthalate (DBP)
- (9) Benzyl butyl phthalate (BBP)
- (10) Diisobutyl phthalate(DIBP)

Our compliance is witnessed by written declaration from our suppliers. This confirms that any potential trace contamination levels of the substances listed above are below the maximum level set by EU 2011/65/EU, or are exempt due to their application.

The NX709S manufactured by Nubia Technology Co., Ltd. meets all the requirements of EU 2011/65/EU.

EU certified frequency band

Frequency Band	Maximum output power(dBm)
GSM900	33.50
DCS1800	30.50
WCDMA Band I	24.00
WCDMA Band VIII	24.00
LTE Band 1	24.00
LTE Band 3	24.00
LTE Band 7	24.00
LTE Band 8	24.00
LTE Band 20	24.00
LTE Band 28	24.00
LTE Band 34	24.00
LTE Band 38	24.00
LTE Band 40	24.00
LTE Band 41	24.00
NR N1	24.00
NR N41	26.00
NR N78	25.00

WLAN

Standard	Frequency	EIRP Power(dBm)
WIFI 2.4G	2.4~2.4835GHz	16.74
WIFI 5G	5.15~5.725GHz	16.13
	5.725~5.825GHz	13.82

BLUETOOTH

Bluetooth version	EIRP Power(dBm)
ER	8.08
LE	8.00

NFC

Frequency	13.56MHz	<42 dBμA/m at 10m

GNSS

GPS/GLONASS/BDS/Galileo: 1559~1610MHz

Hardware and software

The certified hardware version of your phone is
NX709S_V1AMB.

The certified software version of your phone is
NX709S_EUCommon_V4.03.

EU Declaration of Conformity (DoC)

Hereby, Nubia Technology Co., Ltd.

declares that this device is in conformity
with the Radio Equipment Directive: 2014 /
53 / EU.



For the declaration of conformity, visit

<http://www.nubia.com/en/support.php?a=download>.

Hereby, Nubia Technology Co., Ltd. declares that
the radio equipment type Model NX709S is in
compliance with UK Radio Equipment
Regulations (SI 2017/1206).



	BE	BG	CZ	DK	DE	EE	IE
	EL	ES	FR	HR	IT	CY	LV
	LT	LU	HU	MT	NL	AT	PL
	PT	RO	SI	SK	FI	SE	UK (NI)

The Wi-Fi function for this device is restricted to indoor use only
when operating in the 5150 MHz to 5350 MHz frequency range.

Manufacturer's EU Representative:

Nubia Technology Spain S.L.

address : Calle Goya 15, 1ª -Planta, Madrid, 28001

E-mail:support.eu@nubia.com

Safety warning

- To prevent possible hearing damage when using a headset, do not use high volume for long period.
- Use the earphone carefully. Excessive sound pressure from headsets and headphones can cause hearing loss.
- Adapter shall be installed near the equipment and shall be easily accessible.
- The phone's normal operating temperature is 0°C ~ 40°C. In order to ensure the normal phone functions, do not use this phone outside the temperature range.



CAUTION

Risk of explosion if the battery is replaced by an incorrect type

disposal of a battery into fire or a hot oven, or mechanically crushing or cutting of a battery, that can result in an explosion;

leaving a battery in an extremely high temperature surrounding environment that can result in an explosion or the leakage of flammable liquid or gas;

a battery subjected to extremely low air pressure that may result in an explosion or the leakage of flammable liquid or gas.

Health and safety

The device meets international guidelines for exposure to radio waves.

Your device is a radio transmitter and receiver. It's designed not to exceed the limits for exposure to radio waves recommended by international guidelines. The guidelines were developed by the International Commission on Non-ionizing Radiation Protection (ICNIRP), an independent technical standards body, and include margins designed to assure the safety of all persons, regardless of age and health. These guidelines use a unit of measurement known as Specific Absorption Rate (SAR). The SAR limit for mobile devices is 2.0 W/Kg (Head, Body-worn), 4.0 W/Kg (Limbs) and the highest

SAR value for this device when tested for use at the head was 1.139 W/Kg, when tested for use at the body-worn was 1.220 W/Kg and when tested for use at the limbs was 2.609 W/Kg.

In SAR measurement, the separation distance between the phone and test device is 5mm.

As SAR is measured when the device is on its highest transmitting power, the actual SAR of this device while operating normally is typically below the levels shown above. This is because the device automatically changes its power level to ensure it only uses the minimum level required to reach the network.

The World Health Organization has stated that present scientific information does not indicate the need for any special precautions for the use of mobile devices.

Important safety information

For your own health and safety, please follow the radio frequency (RF) radiation exposure guidelines and keep your phone no less than 5 mm away from your body.

Failure to do this could mean that your RF exposure exceeds the guideline limits.

How to limit your radio frequency (RF) exposure

The World Health Organization (WHO) gives the following advice to people who want to limit their exposure to RF radiation...

Present scientific information does not indicate the need for any special precautions for the use of mobile phones. If individuals are concerned, they may choose to limit their own or their children's RF exposure by limiting the length of calls, or using 'hands-free' devices to keep mobile phones away from the head and body.

Further information on the subject can be obtained from the World Health Organization website at

<http://www.who.int/peh-emf> WHO Fact sheet 193: June 2000.

1. The tests are carried out in accordance with IEC standard IEC 62209-2.

FCC Regulatory Compliance

• **FCC Regulations:**

This mobile phone has been tested and found to comply with the limits for a Class B digital device, pursuant to Part 15 of the FCC Rules. These limits are designed to provide reasonable protection against harmful interference in a residential installation. This equipment generates, uses and can radiated radio frequency energy and, if not installed and used in accordance with the instructions, may cause harmful interference to radio communications. However, there is no guarantee that interference will not occur in a particular installation. If this equipment does cause harmful interference to radio or television reception, which can be determined by turning the equipment off and on, the user is encouraged to try to correct the interference by one or more of the following measures:

- Reorient or relocate the receiving antenna.
- Increase the separation between the equipment and receiver.
- Connect the equipment into an outlet on a circuit different from that to which the receiver is connected.
- Consult the dealer or an experienced radio/TV technician for help.

Caution:

Changes or modifications not expressly approved by Nubia Technology Co., Ltd. for compliance could void the user's authority to operate the equipment.

• **RF exposure information (SAR)**

This phone is designed and manufactured not to exceed the emission limits for exposure to radio frequency (RF) energy set by the Federal Communications Commission of the United States.

This device is complied with SAR for general population /uncontrolled exposure limits in ANSI/IEEE C95.1-1992 and had been tested in accordance with the measurement methods and procedures specified in IEEE1528.

The FCC has granted an Equipment Authorization for this model phone with all reported SAR levels evaluated as in compliance with

the FCC RF exposure guidelines. SAR information on this model phone is on file with the FCC and can be found under the Display Grant section of www.fcc.gov/oet/ea/fccid after searching on FCC ID: 2AHJO-NX709S.

The SAR limit set by the FCC is 1.6 W/Kg.

The highest reported SAR value for this device when using against the head is less than 1.6 W/Kg, for usage near the body-worn is less than 1.6 W/Kg(1g-10mm).

Body worn operation

SAR compliance for body-worn operation is based on a separation distance of 10 mm between the unit and the human body. Carry this device at least 10 mm away from your body to ensure RF exposure level compliant or lower to the reported level. Ensure that the device accessories, such as a device case and device holster, are not composed of metal components. Keep the device away from your body to meet the distance requirement.

Hardware and software

The certified hardware version of your phone is NX709S_V1AMB.

The certified software version of your phone is NX709S_UNCommon_V4.01

FCC Caution.

§ 15.19 Labeling requirements.

This device complies with part 15 of the FCC Rules. Operation is subject to the following two conditions: (1) This device may not cause harmful interference, and (2) this device must accept any interference received, including interference that may cause undesired operation.

§ 15.21 Information to user.

Any Changes or modifications not expressly approved by the party responsible for compliance could void the user's authority to operate the equipment.

§ 15.105 Information to the user.

Note: This equipment has been tested and found to comply with the limits for a Class B digital device, pursuant to part 15 of the FCC Rules. These limits are designed to provide reasonable

protection against harmful interference in a residential installation. This equipment generates uses and can radiate radio frequency energy and, if not installed and used in accordance with the instructions, may cause harmful interference to radio communications. However, there is no guarantee that interference will not occur in a particular installation. If this equipment does cause harmful interference to radio or television reception, which can be determined by turning the equipment off and on, the user is encouraged to try to correct the interference by one or more of the following measures:

- Reorient or relocate the receiving antenna.
- Increase the separation between the equipment and receiver.
- Connect the equipment into an outlet on a circuit different from that to which the receiver is connected.
- Consult the dealer or an experienced radio/TV technician for help.

FCC Hearing-Aid Compatibility (HAC)

Your phone is compliant with the FCC Hearing Aid Compatibility requirements.

The FCC has adopted HAC rules for digital wireless phones. These rules require certain phones to be tested and rated under the American National Standard Institute (ANSI) C63.19-2011 hearing aid compatibility standards. The ANSI standard for hearing aid compatibility contains two types of ratings:

- M-Ratings: Phones rated M3 or M4 meet FCC requirements and are likely to generate less interference to hearing devices than mobile devices that are not labelled. M4 is the better/higher of the two ratings.
- T-Ratings: Phones rated T3 or T4 meet FCC requirements and are likely to work better with a hearing device's telecoil ("T Switch" or "Telephone Switch") than unrated phones. T4 is the better/ higher of the two ratings. (Note not all hearing devices have telecoils in them.)

The tested M-Rating and T-Rating for this device (FCC ID: 2AHJO-NX709S) M3 and T3.



WARNING: Cancer and Reproductive Harm - www.P65Warnings.ca.gov.

Gametime. Anytime.