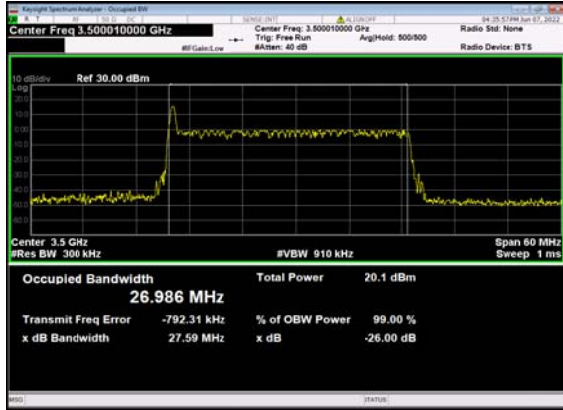
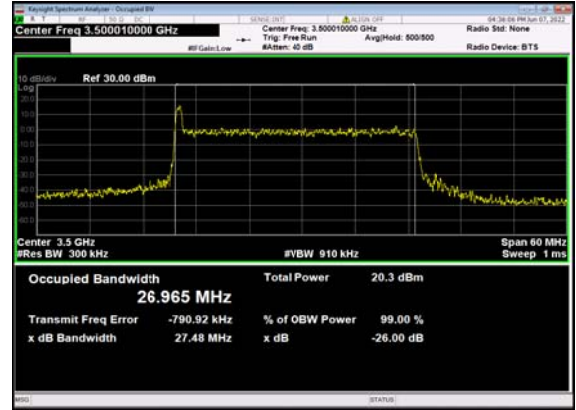




n77(30M)_DFT-s-OFDM_256
QAM_Outer_Full_633334_CH



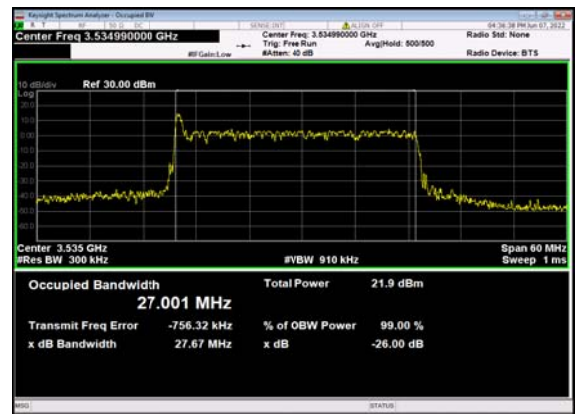
n77(30M)_CP-OFDM_QPSK_
Outer_Full_633334_CH



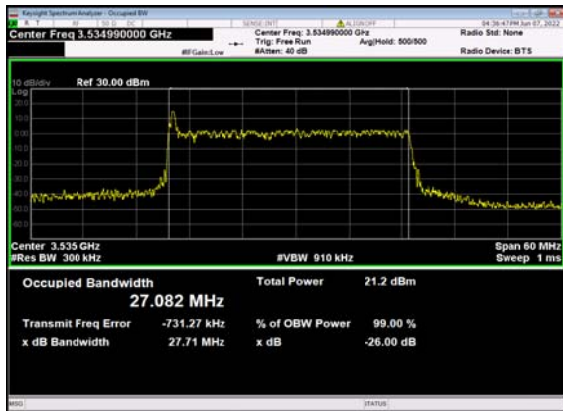
n77(30M)_DFT-s-OFDM_PI_2-BPSK_
Outer_Full_635666_CH



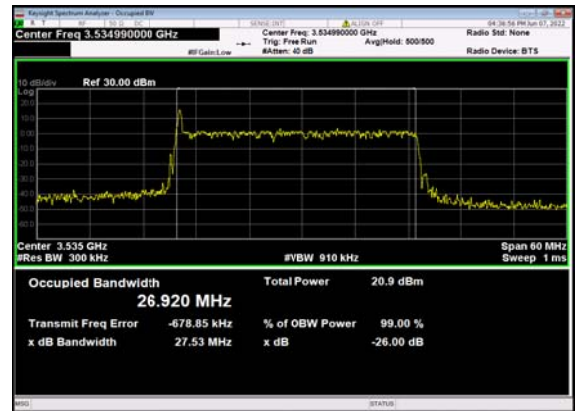
n77(30M)_DFT-s-OFDM_QPSK_
Outer_Full_635666_CH



n77(30M)_DFT-s-OFDM_16
QAM_Outer_Full_635666_CH

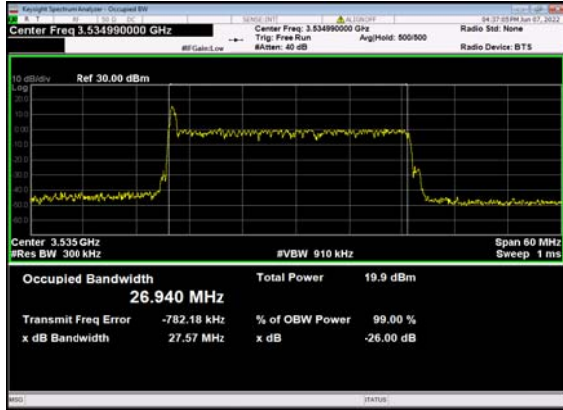


n77(30M)_DFT-s-OFDM_64
QAM_Outer_Full_635666_CH

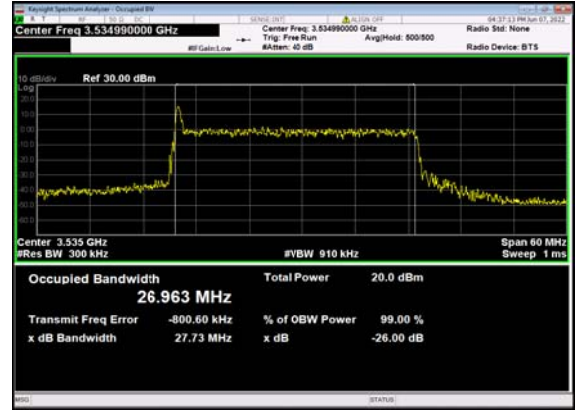




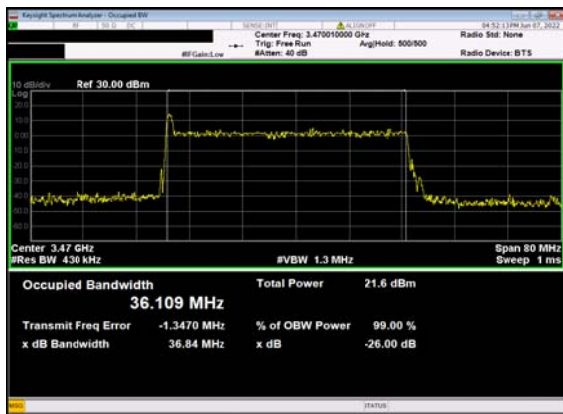
n77(30M)_DFT-s-OFDM_256
QAM_Outer_Full_635666_CH



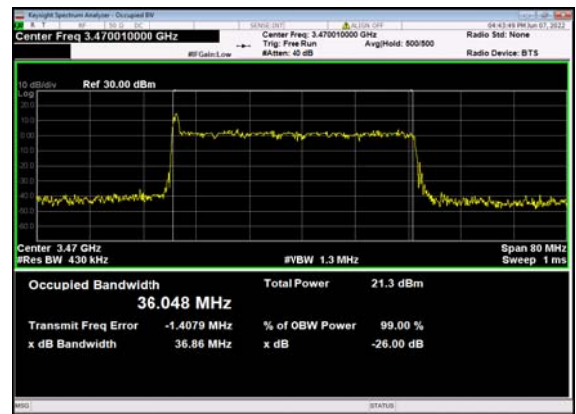
n77(30M)_CP-OFDM_QPSK_
Outer_Full_635666_CH



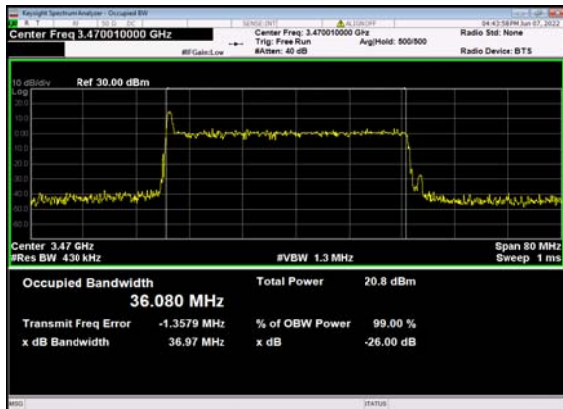
n77(40M)_DFT-s-OFDM_PI_2-BPSK_
Outer_Full_631334_CH



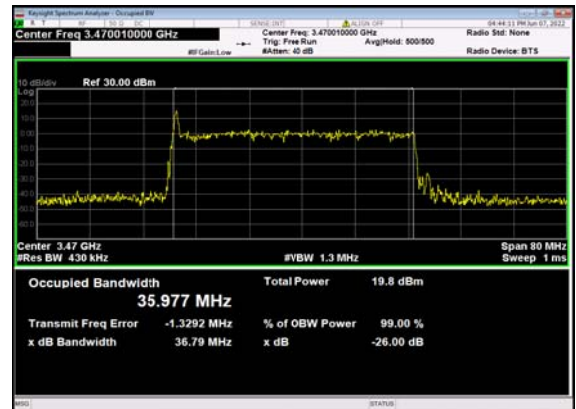
n77(40M)_DFT-s-OFDM_QPSK_
Outer_Full_631334_CH



n77(40M)_DFT-s-OFDM_16
QAM_Outer_Full_631334_CH

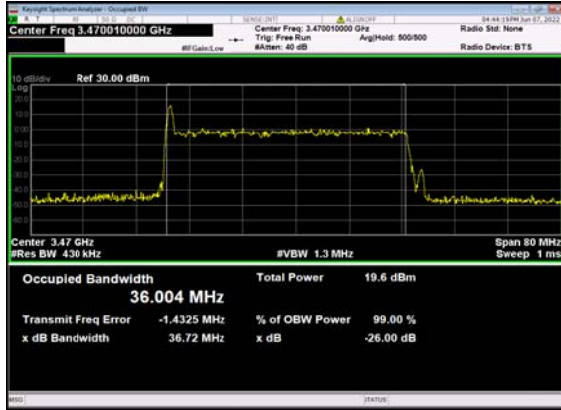


n77(40M)_DFT-s-OFDM_64
QAM_Outer_Full_631334_CH

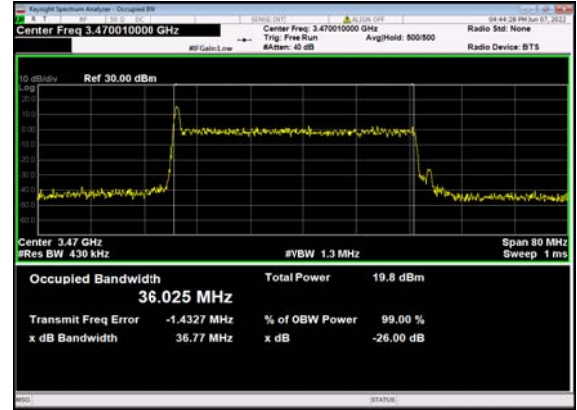




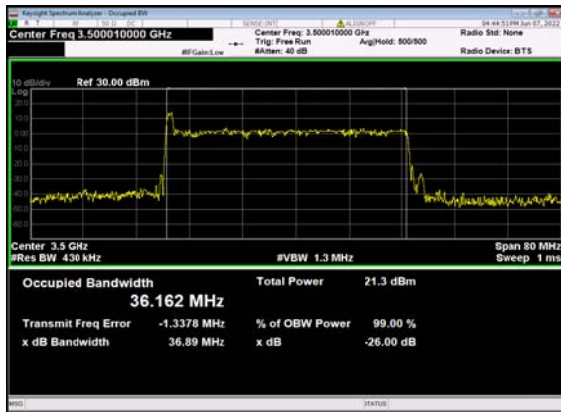
n77(40M)_DFT-s-OFDM_256
QAM_Outer_Full_631334_CH



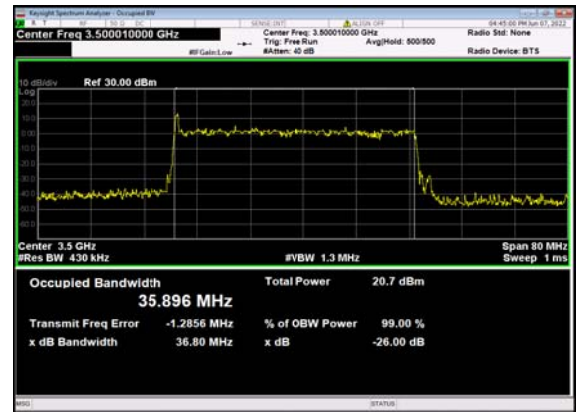
n77(40M)_CP-OFDM_QPSK_
Outer_Full_631334_CH



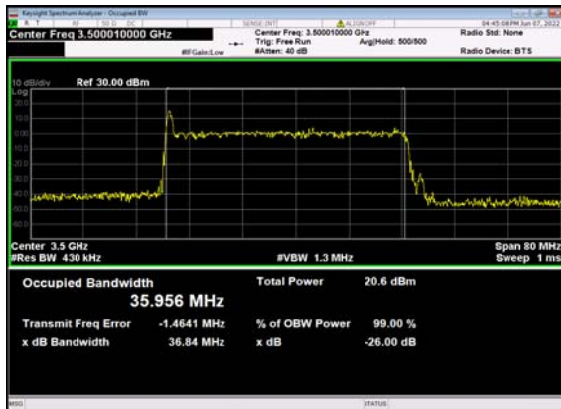
n77(40M)_DFT-s-OFDM_PI_2-BPSK_
Outer_Full_633334_CH



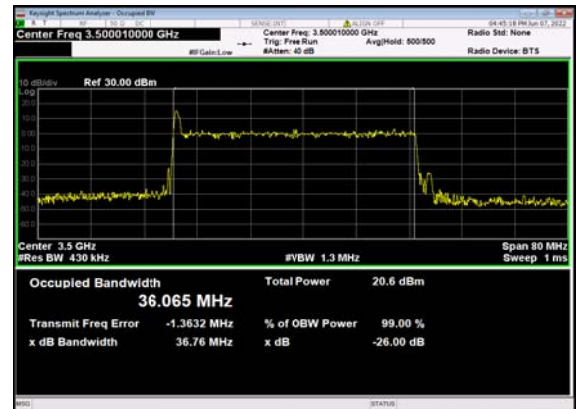
n77(40M)_DFT-s-OFDM_QPSK_
Outer_Full_633334_CH



n77(40M)_DFT-s-OFDM_16
QAM_Outer_Full_633334_CH



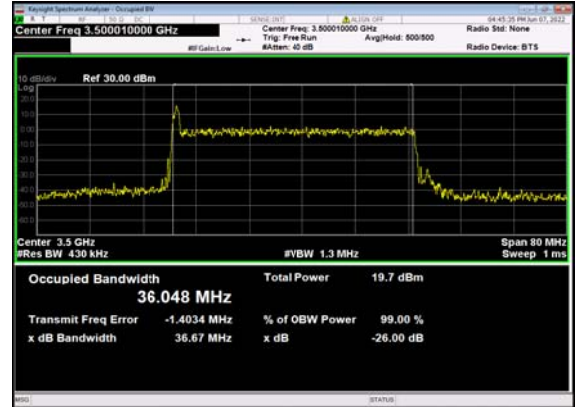
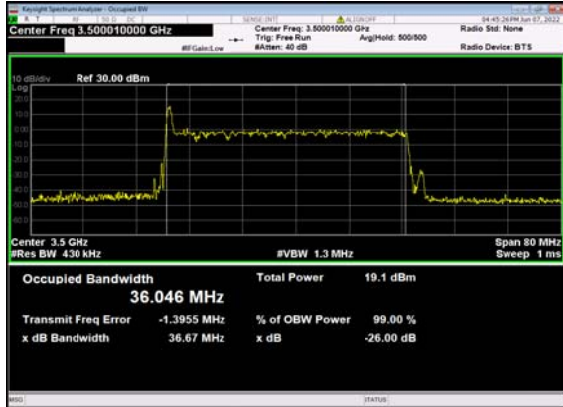
n77(40M)_DFT-s-OFDM_64
QAM_Outer_Full_633334_CH





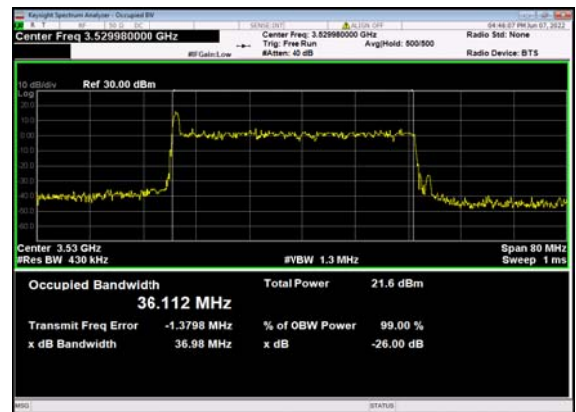
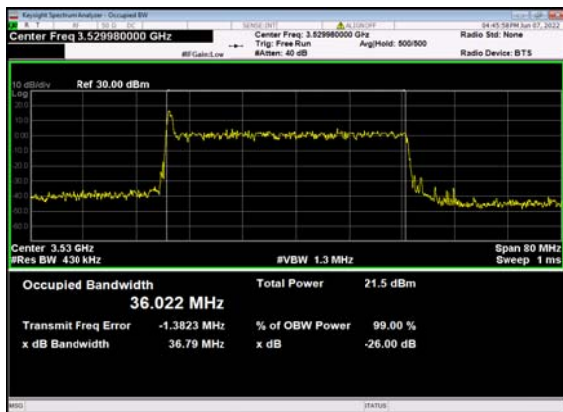
n77(40M)_DFT-s-OFDM_256
QAM_Outer_Full_633334_CH

n77(40M)_CP-OFDM_QPSK_
Outer_Full_633334_CH



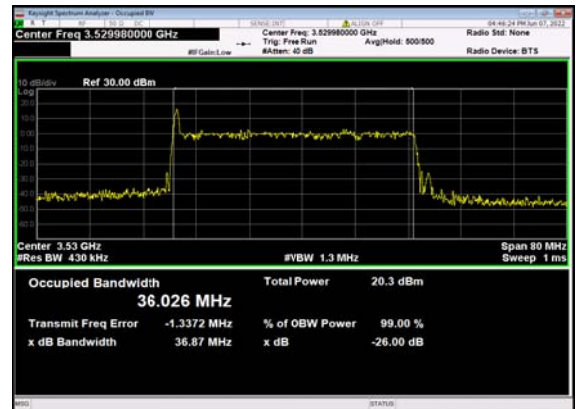
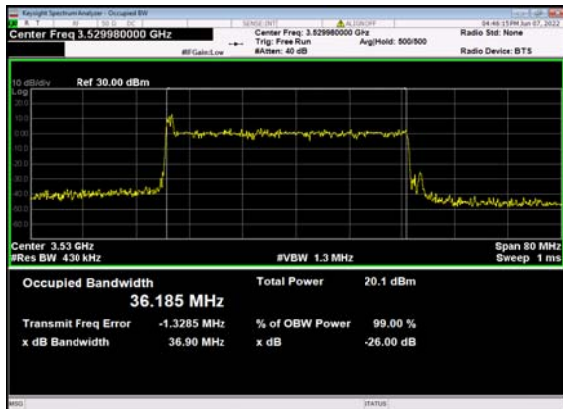
n77(40M)_DFT-s-OFDM_PI_2-BPSK_
Outer_Full_635332_CH

n77(40M)_DFT-s-OFDM_QPSK_
Outer_Full_635332_CH



n77(40M)_DFT-s-OFDM_16
QAM_Outer_Full_635332_CH

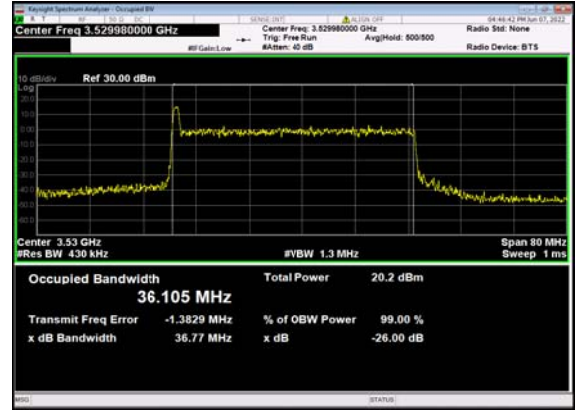
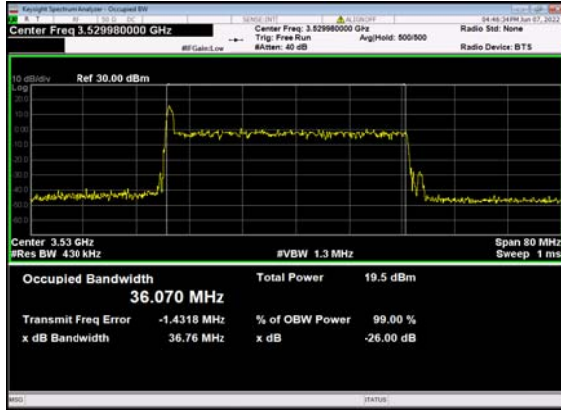
n77(40M)_DFT-s-OFDM_64
QAM_Outer_Full_635332_CH





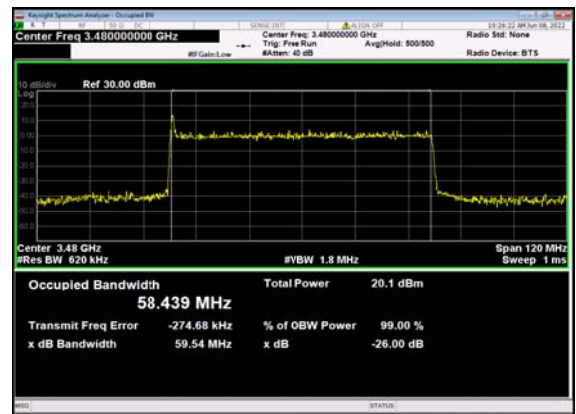
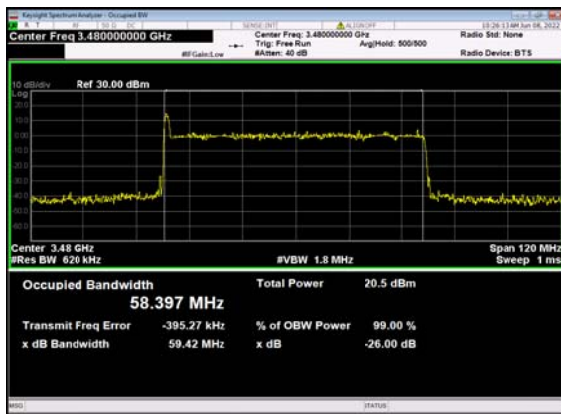
n77(40M)_DFT-s-OFDM_256
QAM_Outer_Full_635332_CH

n77(40M)_CP-OFDM_QPSK_
Outer_Full_635332_CH



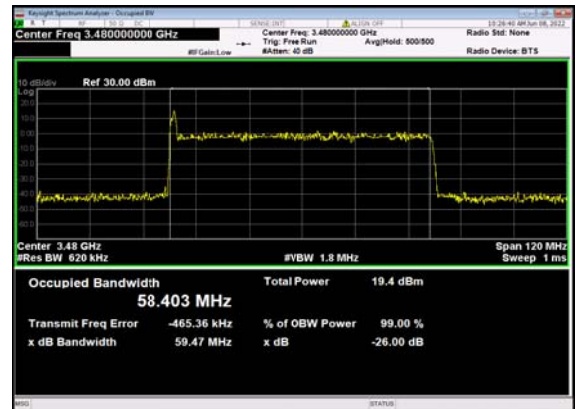
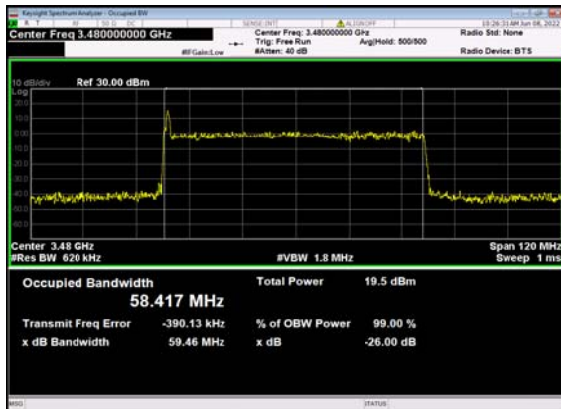
n77(60M)_DFT-s-OFDM_PI_2-BPSK_
Outer_Full_632000_CH

n77(60M)_DFT-s-OFDM_QPSK_
Outer_Full_632000_CH



n77(60M)_DFT-s-OFDM_16
QAM_Outer_Full_632000_CH

n77(60M)_DFT-s-OFDM_64
QAM_Outer_Full_632000_CH

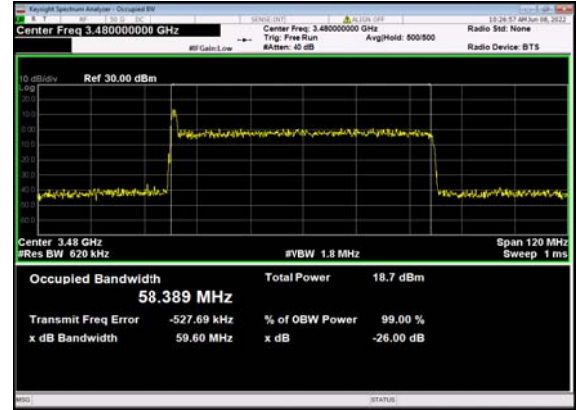
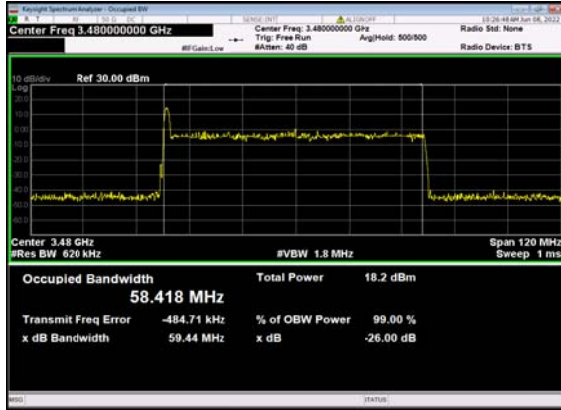




REPORT No.: SZ22050264W11

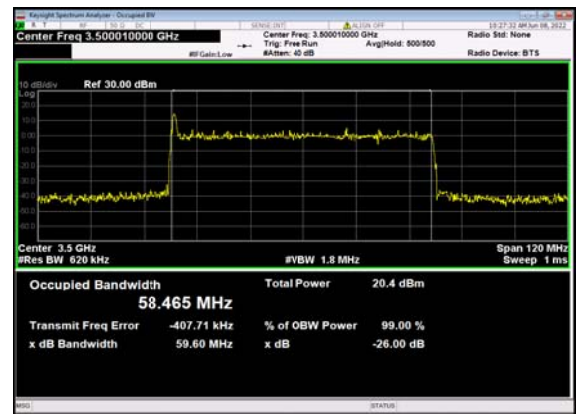
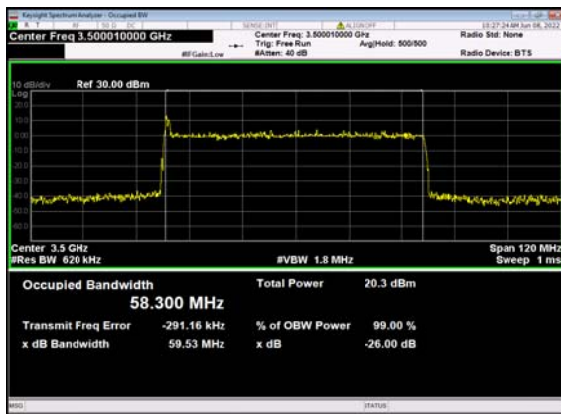
n77(60M)_DFT-s-OFDM_256
QAM_Outer_Full_632000_CH

n77(60M)_CP-OFDM_QPSK_
Outer_Full_632000_CH



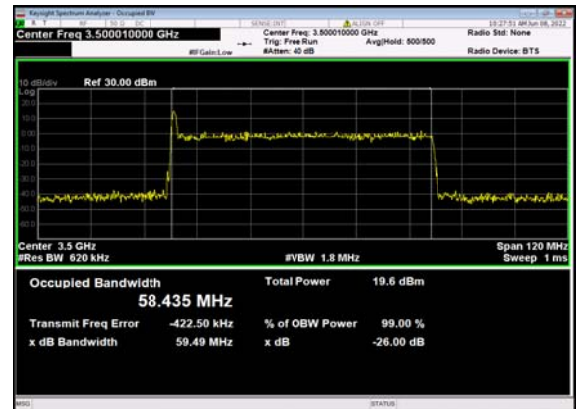
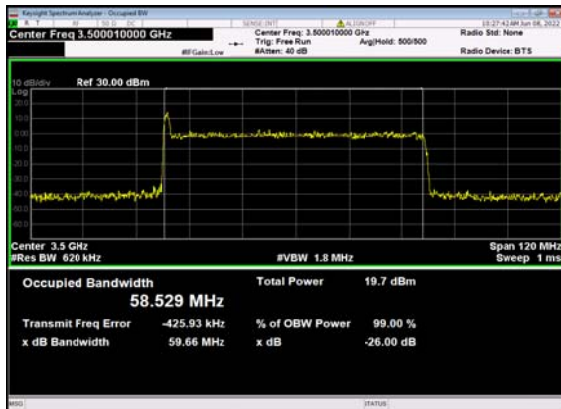
n77(60M)_DFT-s-OFDM_PI_2-BPSK_
Outer_Full_633334_CH

n77(60M)_DFT-s-OFDM_QPSK_
Outer_Full_633334_CH



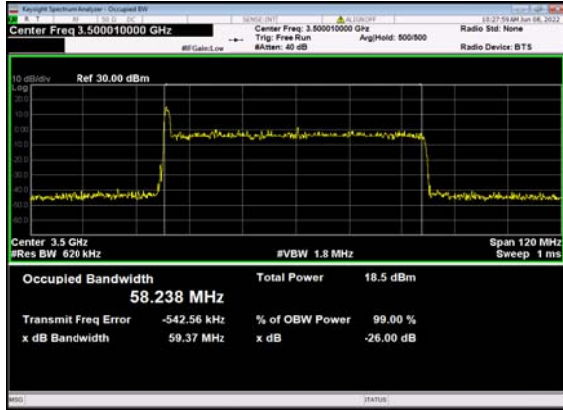
n77(60M)_DFT-s-OFDM_16
QAM_Outer_Full_633334_CH

n77(60M)_DFT-s-OFDM_64
QAM_Outer_Full_633334_CH

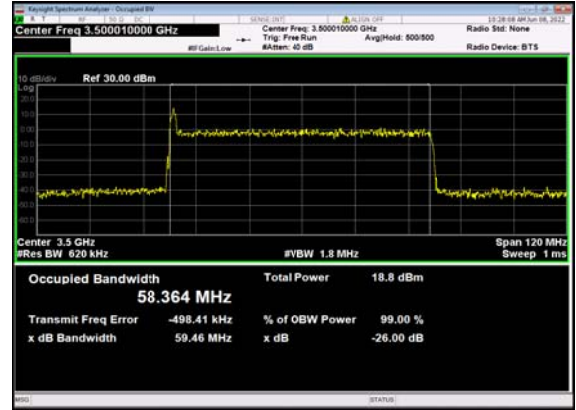




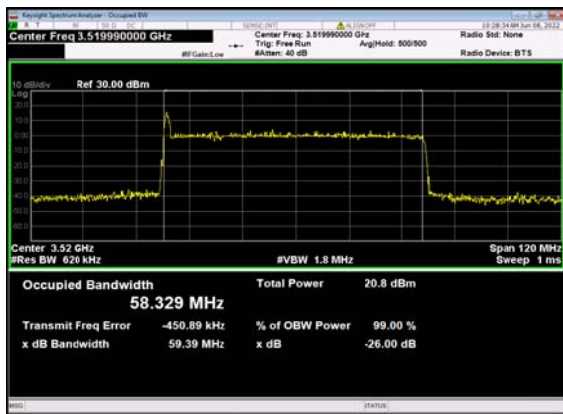
n77(60M)_DFT-s-OFDM_256
QAM_Outer_Full_633334_CH



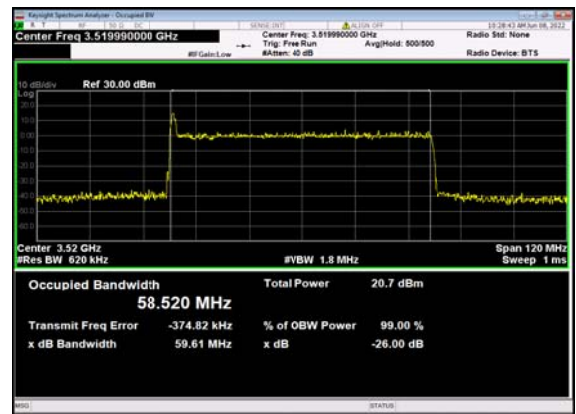
n77(60M)_CP-OFDM_QPSK_
Outer_Full_633334_CH



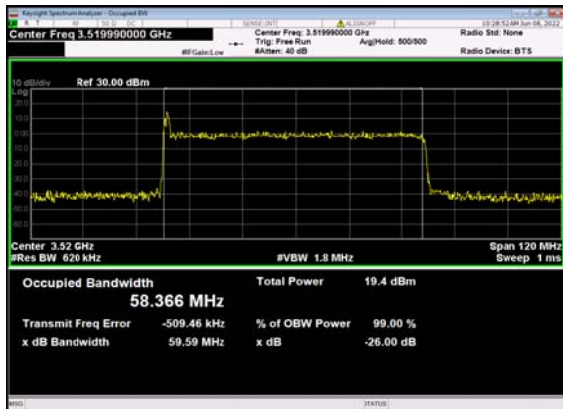
n77(60M)_DFT-s-OFDM_PI_2-BPSK_
Outer_Full_634666_CH



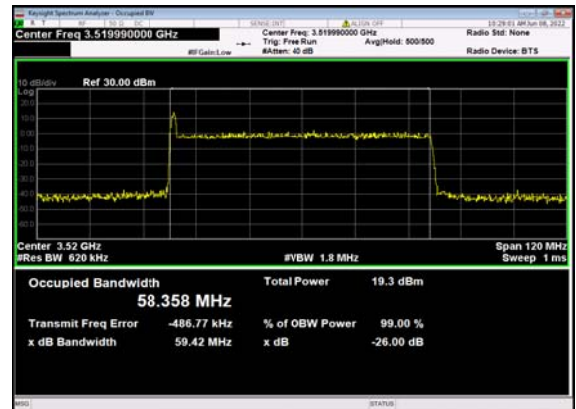
n77(60M)_DFT-s-OFDM_QPSK_
Outer_Full_634666_CH



n77(60M)_DFT-s-OFDM_16
QAM_Outer_Full_634666_CH

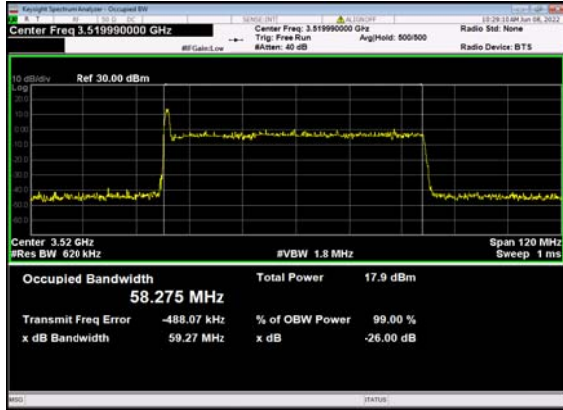


n77(60M)_DFT-s-OFDM_64
QAM_Outer_Full_634666_CH

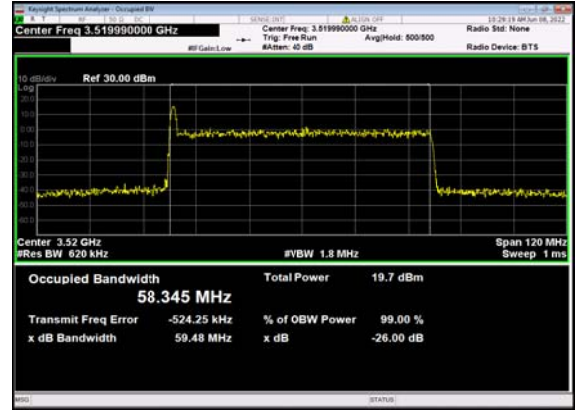




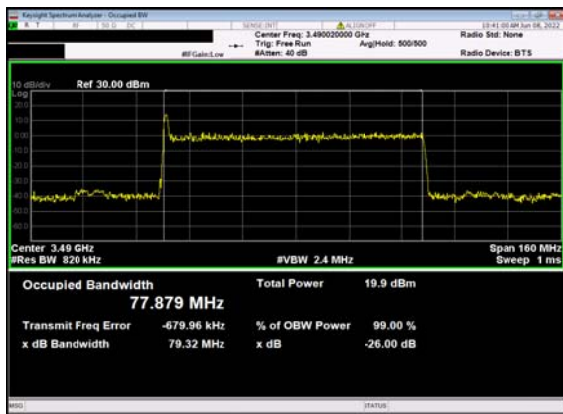
n77(60M)_DFT-s-OFDM_256
QAM_Outer_Full_634666_CH



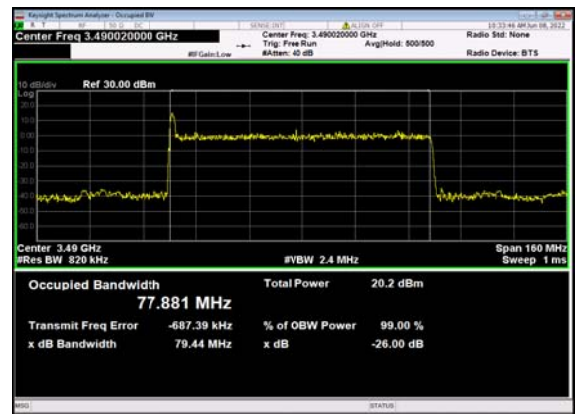
n77(60M)_CP-OFDM_QPSK_
Outer_Full_634666_CH



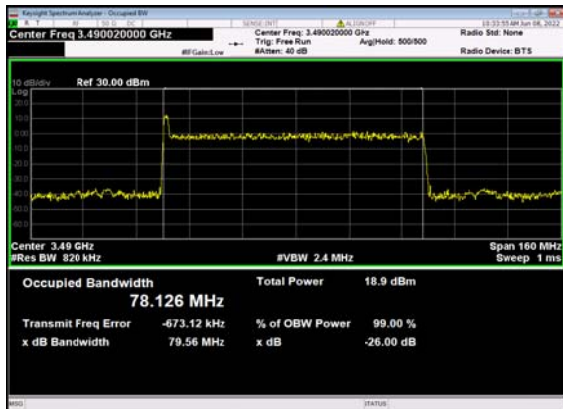
n77(80M)_DFT-s-OFDM_PI_2-BPSK_
Outer_Full_632668_CH



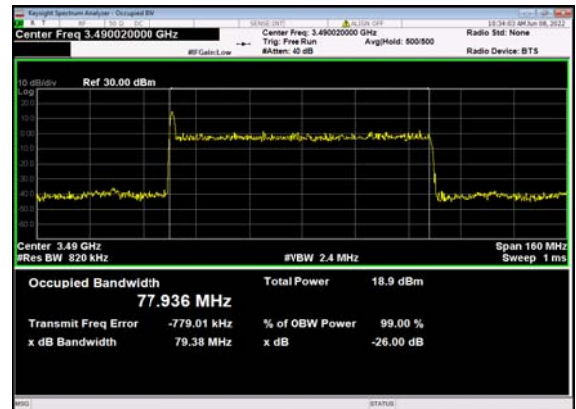
n77(80M)_DFT-s-OFDM_QPSK_
Outer_Full_632668_CH



n77(80M)_DFT-s-OFDM_16
QAM_Outer_Full_632668_CH

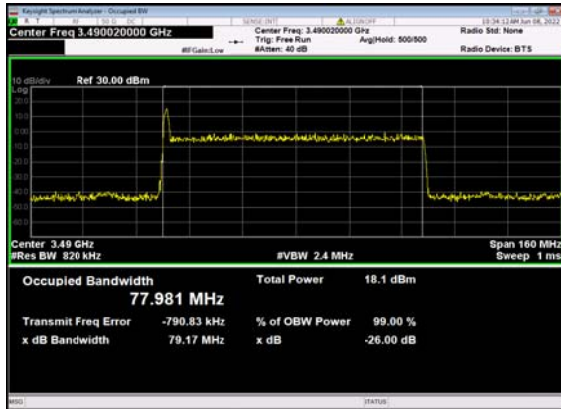


n77(80M)_DFT-s-OFDM_64
QAM_Outer_Full_632668_CH

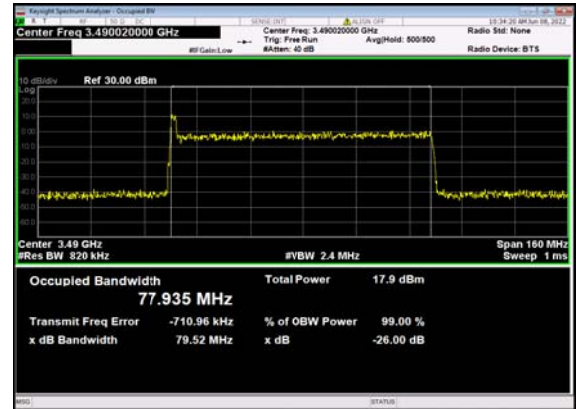




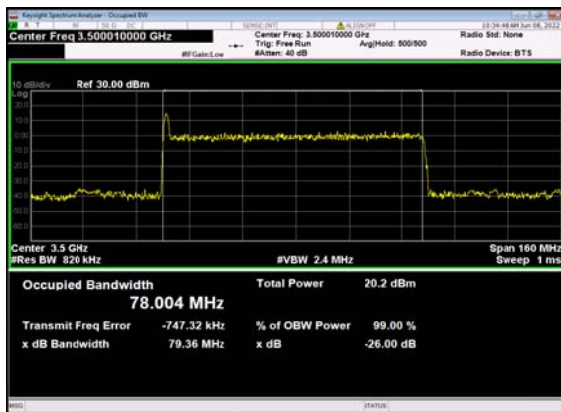
n77(80M)_DFT-s-OFDM_256
QAM_Outer_Full_632668_CH



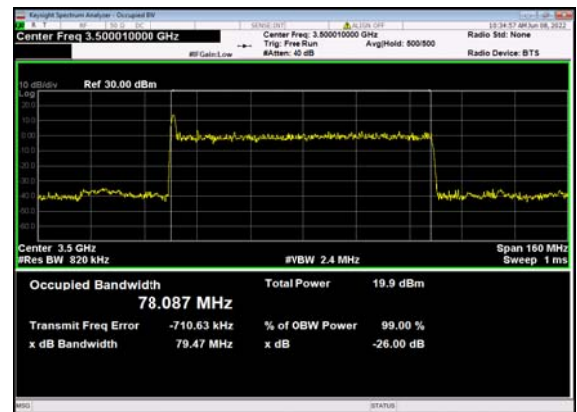
n77(80M)_CP-OFDM_QPSK_
Outer_Full_632668_CH



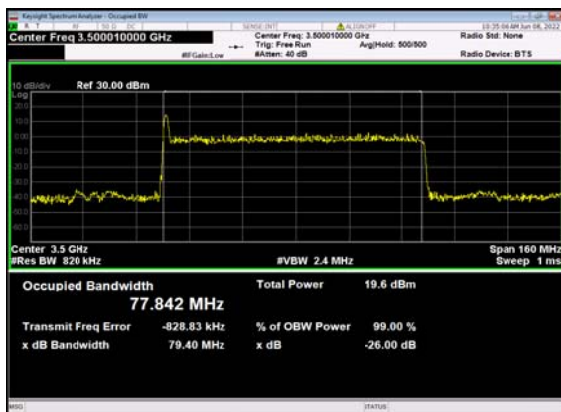
n77(80M)_DFT-s-OFDM_PI_2-BPSK_
Outer_Full_633334_CH



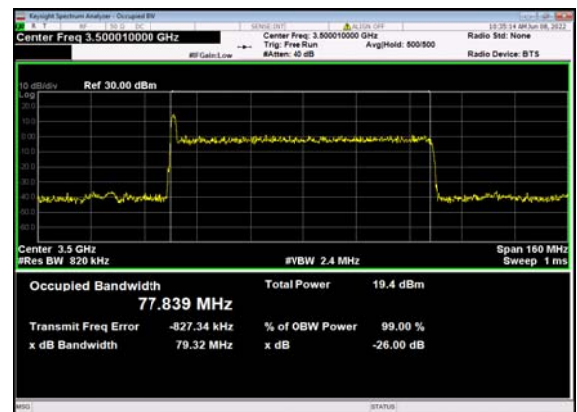
n77(80M)_DFT-s-OFDM_QPSK_
Outer_Full_633334_CH



n77(80M)_DFT-s-OFDM_16
QAM_Outer_Full_633334_CH

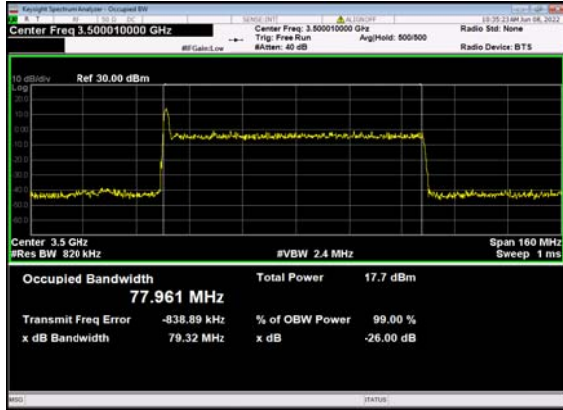


n77(80M)_DFT-s-OFDM_64
QAM_Outer_Full_633334_CH

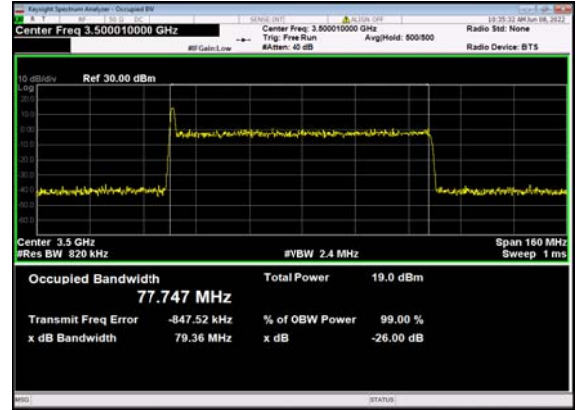




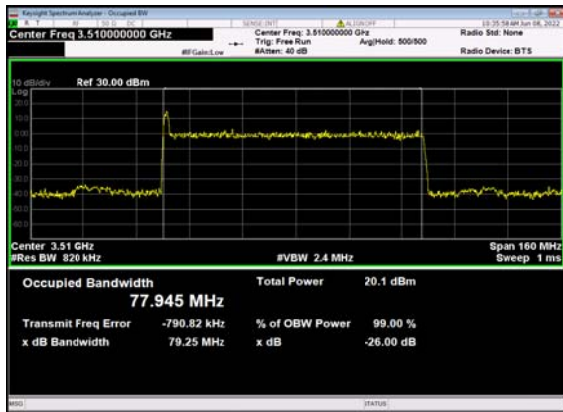
n77(80M)_DFT-s-OFDM_256
QAM_Outer_Full_633334_CH



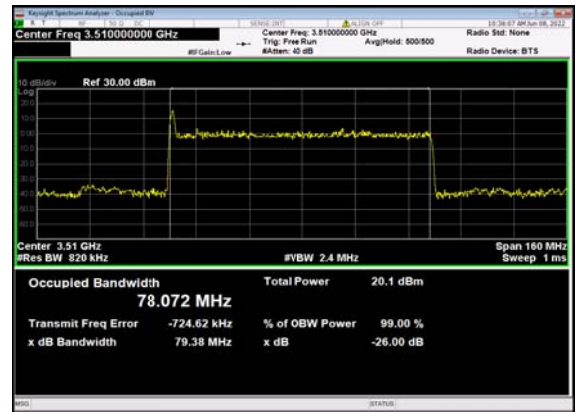
n77(80M)_CP-OFDM_QPSK_
Outer_Full_633334_CH



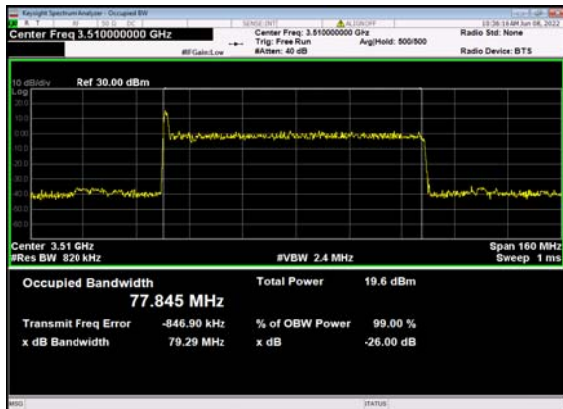
n77(80M)_DFT-s-OFDM_PI_2-BPSK_
Outer_Full_634000_CH



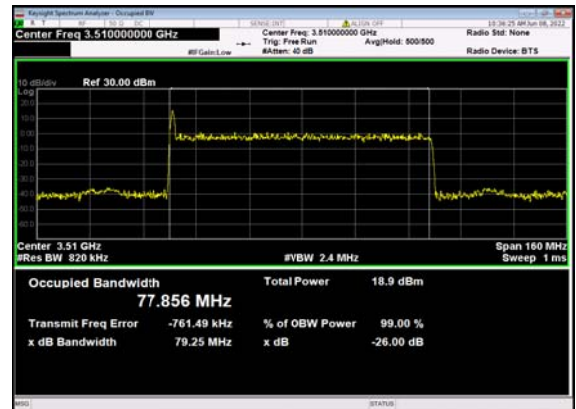
n77(80M)_DFT-s-OFDM_QPSK_
Outer_Full_634000_CH



n77(80M)_DFT-s-OFDM_16
QAM_Outer_Full_634000_CH



n77(80M)_DFT-s-OFDM_64
QAM_Outer_Full_634000_CH

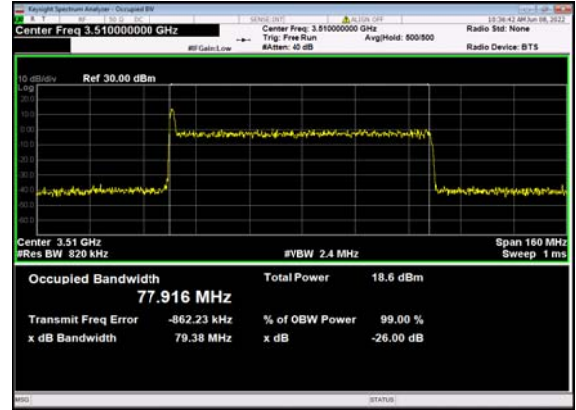
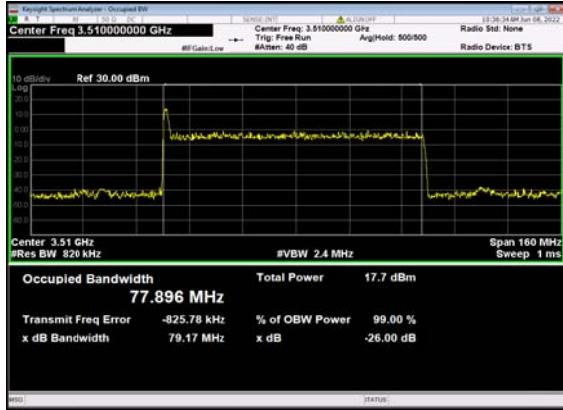




REPORT No.: SZ22050264W11

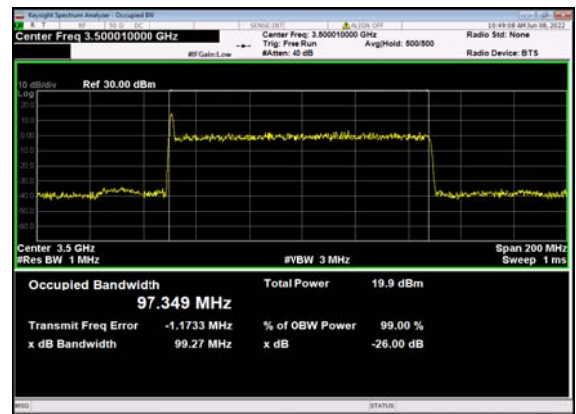
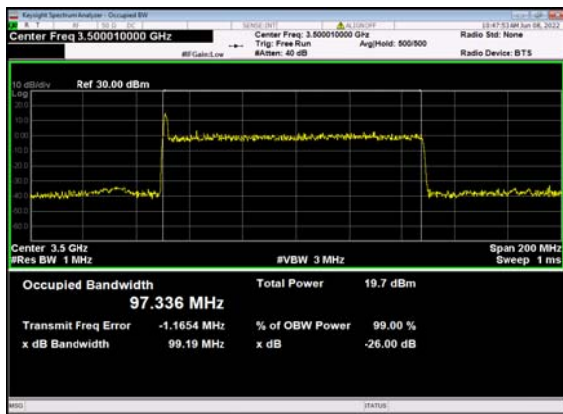
n77(80M)_DFT-s-OFDM_256
QAM_Outer_Full_634000_CH

n77(80M)_CP-OFDM_QPSK_
Outer_Full_634000_CH



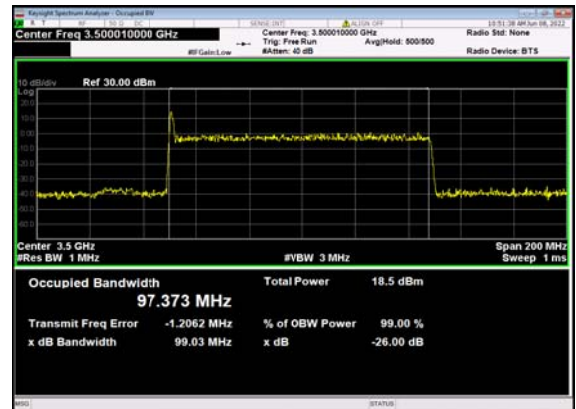
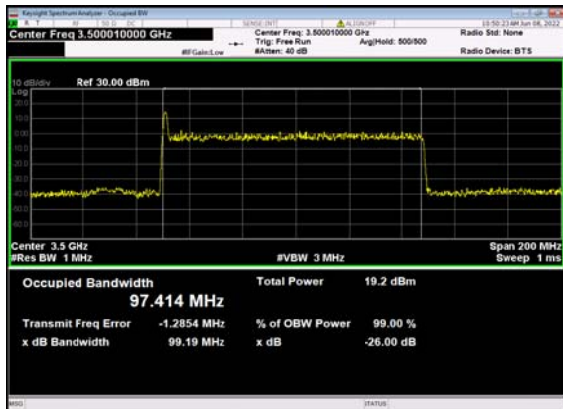
n77(100M)_DFT-s-OFDM_PI_2-BPSK_
Outer_Full_633334_CH

n77(100M)_DFT-s-OFDM_QPSK_
Outer_Full_633334_CH



n77(100M)_DFT-s-OFDM_16
QAM_Outer_Full_633334_CH

n77(100M)_DFT-s-OFDM_64
QAM_Outer_Full_633334_CH

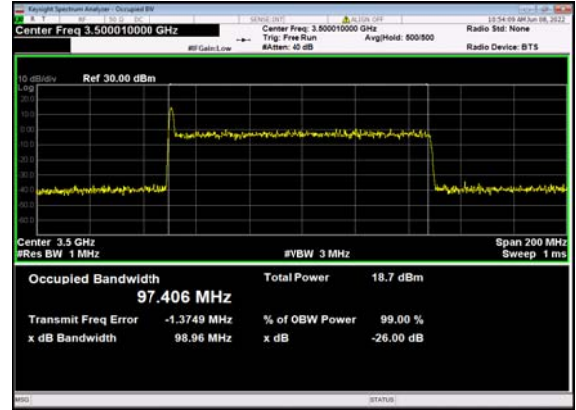
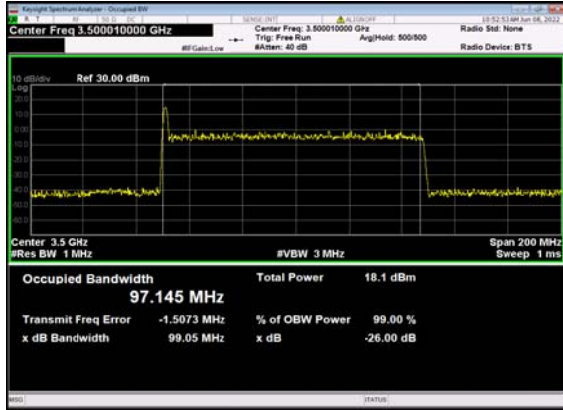




REPORT No.: SZ22050264W11

n77(100M)_DFT-s-OFDM_256
QAM_Outer_Full_633334_CH

n77(100M)_CP-OFDM_QPSK_
Outer_Full_633334_CH



2.3. Frequency Stability

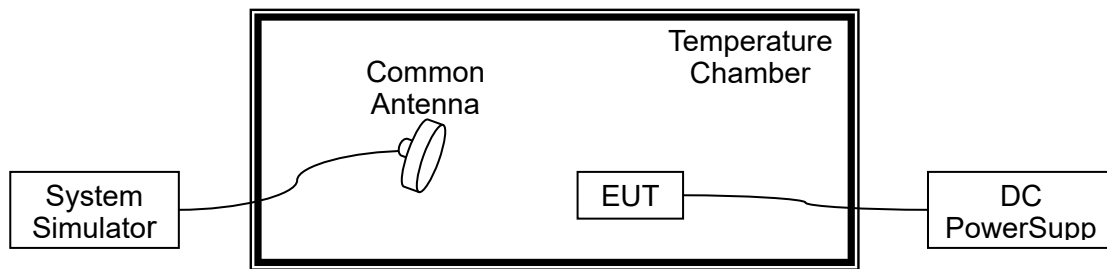
2.3.1. Requirement

According to FCC section 2.1055, the frequency stability shall be sufficient to ensure that the fundamental emission stays within the authorized frequency block. According to FCC section 2.1055, the test conditions are:

- (a) The temperature is varied from -30°C to $+50^{\circ}\text{C}$ at intervals of not more than 10°C .
- (b) For hand carried battery powered equipment, the primary supply voltage is reduced to the battery operating end point which shall be specified by the manufacture. The supply voltage shall be measured at the input to the cable normally provided with the equipment, or at the power supply terminals if cables are not normally provided.

Note: The operating temperature of EUT is from 0°C to 40°C , which are specified by the applicant.

2.3.2. Test Description



The EUT which is powered by the DC Power Supply directly, is located in the Temperature Chamber. The EUT is commanded by the System Simulator (SS) to operate at the maximum output power. A call is established between the EUT and the SS via a Common Antenna.

2.3.3. Test procedure

KDB 971168 D01v03 Section 9.0 and ANSI/TIA-603-E-2016.

2.3.4. Test Result

The nominal, highest and lowest extreme voltages are separately 7.78VDC, 8.96VDC and 6.3VDC, which are specified by the applicant; the normal temperature here used is 20°C .



Note: In the same NR frequency band, The measured power in SA mode is higher than that in NSA mode, SA mode is selected to test all test cases.

NR n41, QPSK, Channel 518598, SCS 30kHz, Frequency 2593MHz					
Limit =Within Authorized Band					
Voltage (%)	Power (VDC)	Temp (°C)	Fre. Dev. (Hz)	Deviation (ppm)	Result
Normal	7.78	+20(Ref)	30	0.012	PASS
Normal		0	28	0.011	
Normal		+10	-27	-0.010	
Normal		+20	-23	-0.009	
Normal		+30	47	0.018	
Normal		+40	30	0.012	
High	8.96	+20	-37	-0.014	
BATT.ENDPOINT	6.30	+20	-25	-0.010	

NR n77(3700 MHz ~ 3980 MHz), QPSK, Channel 656000, SCS 30kHz, Frequency 3840MHz					
Limit =Within Authorized Band					
Voltage (%)	Power (VDC)	Temp (°C)	Fre. Dev. (Hz)	Deviation (ppm)	Result
Normal	7.78	+20(Ref)	-43	-0.011	PASS
Normal		0	28	0.007	
Normal		+10	-26	-0.007	
Normal		+20	43	0.011	
Normal		+30	37	0.010	
Normal		+40	-45	-0.012	
High	8.96	+20	26	0.007	
BATT.ENDPOINT	6.30	+20	-57	-0.015	



NR n77 (3450 MHz ~ 3550 MHz), QPSK, Channel 633334, SCS 30kHz, Frequency 3500.01MHz					
Limit =Within Authorized Band					
Voltage (%)	Power (VDC)	Temp (°C)	Fre. Dev. (Hz)	Deviation (ppm)	Result
Normal	7.78	+20(Ref)	-49	-0.014	PASS
Normal		0	18	0.005	
Normal		+10	34	0.010	
Normal		+20	41	0.012	
Normal		+30	-26	-0.007	
Normal		+40	39	0.011	
High	8.96	+20	-15	-0.004	
BATT.ENDPOINT	6.30	+20	28	0.008	

2.4. Peak to Average Ratio

2.4.1. Requirement

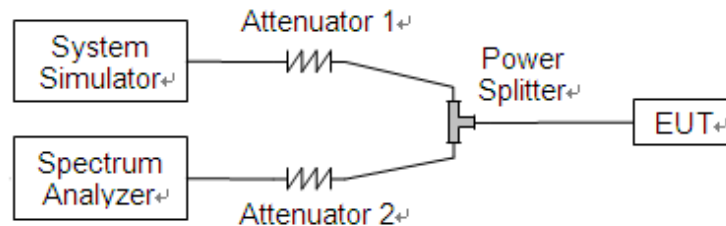
According to FCC section 24.232(d), the peak to average ratio (PAR) of the transmission may not exceed 13dB.

According to FCC section 27.50(j)(4) for n77, In measuring transmissions in this band using an average power technique, the peak-to-average ratio (PAR) of the transmission may not exceed 13 dB.

According to FCC section 27.50(k)(4) for n77, In measuring transmissions in this band using an average power technique, the peak-to-average ratio (PAR) of the transmission may not exceed 13 dB.

2.4.2. Test Description

Test Set:



The EUT is coupled to the Spectrum Analyzer (SA) and the System Simulator (SS) with Attenuators through the Power Splitter; the RF load attached to the EUT antenna terminal is 50Ohm; the path loss as the factor is calibrated to correct the reading. The EUT is commanded by the SS to operate at the maximum output power. A call is established between the EUT and the SS.

2.4.3. Test procedure

KDB 971168 D01v03 Section 5.7 and ANSI/TIA-603-E-2016.

2.4.4. Test Result

Record the maximum PAPR level associated with a probability of 0.1%.



Note: In the same NR frequency band, The measured power in SA mode is higher than that in NSA mode, SA mode is selected to test all test cases.

n77(3700 MHz ~ 3980 MHz)						
BW(MHz)	Channel Level	Modulation	RB	Peak to Average Radio(dB)	Limit (dB)	Verdict
20	Low	BPSK	50@0	7.73	<=13	PASS
20	Low	BPSK	1@0	6.79	<=13	PASS
20	Low	BPSK	1@50	7.16	<=13	PASS
20	Low	QPSK	50@0	8.34	<=13	PASS
20	Low	QPSK	1@0	6.79	<=13	PASS
20	Low	QPSK	1@50	6.61	<=13	PASS
20	Mid	BPSK	50@0	7.51	<=13	PASS
20	Mid	BPSK	1@0	7.46	<=13	PASS
20	Mid	BPSK	1@50	6.59	<=13	PASS
20	Mid	QPSK	50@0	7.45	<=13	PASS
20	Mid	QPSK	1@0	6.79	<=13	PASS
20	Mid	QPSK	1@50	6.53	<=13	PASS
20	High	BPSK	50@0	7.49	<=13	PASS
20	High	BPSK	1@0	6.61	<=13	PASS
20	High	BPSK	1@50	7.27	<=13	PASS
20	High	BPSK	50@0	7.53	<=13	PASS
20	High	BPSK	1@0	6.61	<=13	PASS
20	High	BPSK	1@50	7.02	<=13	PASS
30	Low	BPSK	75@0	8.05	<=13	PASS
30	Low	BPSK	1@0	7.76	<=13	PASS
30	Low	BPSK	1@77	5.11	<=13	PASS
30	Low	QPSK	75@0	4.89	<=13	PASS
30	Low	QPSK	1@0	4.94	<=13	PASS
30	Low	QPSK	1@77	5.33	<=13	PASS
30	Mid	BPSK	75@0	7.87	<=13	PASS
30	Mid	BPSK	1@0	7.61	<=13	PASS
30	Mid	BPSK	1@77	5.12	<=13	PASS
30	Mid	QPSK	75@0	7.98	<=13	PASS
30	Mid	QPSK	1@0	7.39	<=13	PASS
30	Mid	QPSK	1@77	5.06	<=13	PASS
30	High	BPSK	75@0	3.63	<=13	PASS



30	High	BPSK	1@0	7.02	<=13	PASS
30	High	BPSK	1@77	3.65	<=13	PASS
30	High	QPSK	75@0	7.96	<=13	PASS
30	High	QPSK	1@0	6.93	<=13	PASS
30	High	QPSK	1@77	3.68	<=13	PASS
40	Low	BPSK	100@0	8.36	<=13	PASS
40	Low	BPSK	1@0	7.25	<=13	PASS
40	Low	BPSK	1@105	3.8	<=13	PASS
40	Low	QPSK	100@0	8.34	<=13	PASS
40	Low	QPSK	1@0	7.22	<=13	PASS
40	Low	QPSK	1@105	3.79	<=13	PASS
40	Mid	BPSK	100@0	7.36	<=13	PASS
40	Mid	BPSK	1@0	7.25	<=13	PASS
40	Mid	BPSK	1@105	3.91	<=13	PASS
40	Mid	QPSK	100@0	8.21	<=13	PASS
40	Mid	QPSK	1@0	7.18	<=13	PASS
40	Mid	QPSK	1@105	3.85	<=13	PASS
40	Mid	QPSK	100@0	6.39	<=13	PASS
40	Mid	QPSK	1@0	6.88	<=13	PASS
40	High	BPSK	1@105	3.76	<=13	PASS
40	High	QPSK	100@0	3.71	<=13	PASS
40	High	QPSK	1@0	3.76	<=13	PASS
40	High	QPSK	1@105	3.75	<=13	PASS
60	Low	BPSK	162@0	3.69	<=13	PASS
60	Low	BPSK	1@0	7.38	<=13	PASS
60	Low	BPSK	1@161	3.81	<=13	PASS
60	Low	QPSK	162@0	3.74	<=13	PASS
60	Low	QPSK	1@0	7.26	<=13	PASS
60	Low	QPSK	1@161	3.83	<=13	PASS
60	Low	QPSK	162@0	3.69	<=13	PASS
60	Low	QPSK	1@0	7.97	<=13	PASS
60	Mid	BPSK	1@161	3.74	<=13	PASS
60	Mid	QPSK	162@0	3.76	<=13	PASS
60	Mid	QPSK	1@0	7.39	<=13	PASS
60	Mid	QPSK	1@161	3.77	<=13	PASS
60	High	BPSK	162@0	3.71	<=13	PASS
60	High	BPSK	1@0	3.75	<=13	PASS
60	High	BPSK	1@161	3.79	<=13	PASS



60	High	QPSK	162@0	3.7	<=13	PASS
60	High	QPSK	1@0	3.76	<=13	PASS
60	High	QPSK	1@161	3.75	<=13	PASS
80	Low	BPSK	216@0	3.78	<=13	PASS
80	Low	BPSK	1@0	3.79	<=13	PASS
80	Low	BPSK	1@216	3.8	<=13	PASS
80	Low	QPSK	216@0	3.76	<=13	PASS
80	Low	QPSK	1@0	3.73	<=13	PASS
80	Low	QPSK	1@216	3.77	<=13	PASS
80	Mid	BPSK	216@0	3.77	<=13	PASS
80	Mid	BPSK	1@0	3.78	<=13	PASS
80	Mid	BPSK	1@216	3.76	<=13	PASS
80	Mid	QPSK	216@0	3.79	<=13	PASS
80	Mid	QPSK	1@0	3.76	<=13	PASS
80	Mid	QPSK	1@216	3.78	<=13	PASS
80	High	BPSK	216@0	4.55	<=13	PASS
80	High	BPSK	1@0	3.65	<=13	PASS
80	High	BPSK	1@216	3.64	<=13	PASS
80	High	QPSK	216@0	3.63	<=13	PASS
80	High	QPSK	1@0	3.67	<=13	PASS
80	High	QPSK	1@216	3.68	<=13	PASS
100	Low	BPSK	270@0	3.77	<=13	PASS
100	Low	BPSK	1@0	3.74	<=13	PASS
100	Low	BPSK	1@272	3.74	<=13	PASS
100	Low	QPSK	270@0	3.75	<=13	PASS
100	Low	QPSK	1@0	3.61	<=13	PASS
100	Low	QPSK	1@272	3.74	<=13	PASS
100	Mid	BPSK	270@0	3.79	<=13	PASS
100	Mid	BPSK	1@0	3.66	<=13	PASS
100	Mid	BPSK	1@272	3.71	<=13	PASS
100	Mid	QPSK	270@0	3.76	<=13	PASS
100	Mid	QPSK	1@0	3.66	<=13	PASS
100	Mid	QPSK	1@272	3.69	<=13	PASS
100	High	BPSK	270@0	3.61	<=13	PASS
100	High	BPSK	1@0	3.73	<=13	PASS
100	High	BPSK	1@272	3.6	<=13	PASS
100	High	QPSK	270@0	3.63	<=13	PASS
100	High	QPSK	1@0	3.73	<=13	PASS



100	High	QPSK	1@272	3.57	<=13	PASS
-----	------	------	-------	------	------	------

n77(3450 MHz ~ 3550 MHz)						
BW(MHz)	Channel Level	Modulation	RB	Peak to Average Radio(dB)	Limit (dB)	Verdict
20	Low	BPSK	50@0	3.84	<=13	PASS
20	Low	BPSK	1@0	3.83	<=13	PASS
20	Low	BPSK	1@50	3.83	<=13	PASS
20	Low	QPSK	50@0	3.82	<=13	PASS
20	Low	QPSK	1@0	3.82	<=13	PASS
20	Low	QPSK	1@50	3.75	<=13	PASS
20	Mid	BPSK	50@0	3.78	<=13	PASS
20	Mid	BPSK	1@0	3.83	<=13	PASS
20	Mid	BPSK	1@50	3.78	<=13	PASS
20	Mid	QPSK	50@0	3.78	<=13	PASS
20	Mid	QPSK	1@0	3.86	<=13	PASS
20	Mid	QPSK	1@50	3.79	<=13	PASS
20	High	BPSK	50@0	3.86	<=13	PASS
20	High	BPSK	1@0	3.87	<=13	PASS
20	High	BPSK	1@50	3.87	<=13	PASS
20	High	BPSK	50@0	3.88	<=13	PASS
20	High	BPSK	1@0	3.87	<=13	PASS
20	High	BPSK	1@50	3.91	<=13	PASS
30	Low	BPSK	75@0	3.78	<=13	PASS
30	Low	BPSK	1@0	3.91	<=13	PASS
30	Low	BPSK	1@77	3.85	<=13	PASS
30	Low	QPSK	75@0	4.07	<=13	PASS
30	Low	QPSK	1@0	4.07	<=13	PASS
30	Low	QPSK	1@77	3.82	<=13	PASS
30	Mid	BPSK	75@0	4.54	<=13	PASS
30	Mid	BPSK	1@0	3.87	<=13	PASS
30	Mid	BPSK	1@77	3.91	<=13	PASS
30	Mid	QPSK	75@0	3.79	<=13	PASS
30	Mid	QPSK	1@0	3.85	<=13	PASS
30	Mid	QPSK	1@77	3.85	<=13	PASS
30	High	BPSK	75@0	3.84	<=13	PASS



30	High	BPSK	1@0	3.93	<=13	PASS
30	High	BPSK	1@77	4.16	<=13	PASS
30	High	QPSK	75@0	4.16	<=13	PASS
30	High	QPSK	1@0	4.11	<=13	PASS
30	High	QPSK	1@77	4.14	<=13	PASS
40	Low	BPSK	100@0	3.79	<=13	PASS
40	Low	BPSK	1@0	3.83	<=13	PASS
40	Low	BPSK	1@105	3.71	<=13	PASS
40	Low	QPSK	100@0	3.78	<=13	PASS
40	Low	QPSK	1@0	3.85	<=13	PASS
40	Low	QPSK	1@105	3.73	<=13	PASS
40	Mid	BPSK	100@0	4.56	<=13	PASS
40	Mid	BPSK	1@0	3.91	<=13	PASS
40	Mid	BPSK	1@105	3.83	<=13	PASS
40	Mid	QPSK	100@0	3.81	<=13	PASS
40	Mid	QPSK	1@0	3.87	<=13	PASS
40	Mid	QPSK	1@105	3.79	<=13	PASS
40	Mid	QPSK	100@0	5.09	<=13	PASS
40	Mid	QPSK	1@0	3.89	<=13	PASS
40	High	BPSK	1@105	3.85	<=13	PASS
40	High	QPSK	100@0	3.85	<=13	PASS
40	High	QPSK	1@0	3.88	<=13	PASS
40	High	QPSK	1@105	3.89	<=13	PASS
60	Low	BPSK	162@0	3.68	<=13	PASS
60	Low	BPSK	1@0	3.72	<=13	PASS
60	Low	BPSK	1@161	3.68	<=13	PASS
60	Low	QPSK	162@0	3.66	<=13	PASS
60	Low	QPSK	1@0	3.66	<=13	PASS
60	Low	QPSK	1@161	3.62	<=13	PASS
60	Low	QPSK	162@0	3.67	<=13	PASS
60	Low	QPSK	1@0	3.72	<=13	PASS
60	Mid	BPSK	1@161	3.71	<=13	PASS
60	Mid	QPSK	162@0	3.71	<=13	PASS
60	Mid	QPSK	1@0	3.72	<=13	PASS
60	Mid	QPSK	1@161	3.72	<=13	PASS
60	High	BPSK	162@0	3.72	<=13	PASS
60	High	BPSK	1@0	3.73	<=13	PASS
60	High	BPSK	1@161	3.73	<=13	PASS

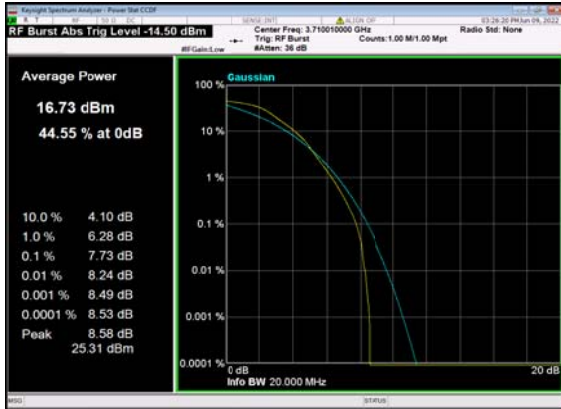


60	High	QPSK	162@0	3.72	<=13	PASS
60	High	QPSK	1@0	3.8	<=13	PASS
60	High	QPSK	1@161	3.69	<=13	PASS
80	Low	BPSK	216@0	3.69	<=13	PASS
80	Low	BPSK	1@0	3.73	<=13	PASS
80	Low	BPSK	1@216	3.85	<=13	PASS
80	Low	QPSK	216@0	3.72	<=13	PASS
80	Low	QPSK	1@0	3.79	<=13	PASS
80	Low	QPSK	1@216	3.71	<=13	PASS
80	Mid	BPSK	216@0	2.76	<=13	PASS
80	Mid	BPSK	1@0	3.82	<=13	PASS
80	Mid	BPSK	1@216	3.72	<=13	PASS
80	Mid	QPSK	216@0	3.71	<=13	PASS
80	Mid	QPSK	1@0	3.8	<=13	PASS
80	Mid	QPSK	1@216	3.72	<=13	PASS
80	High	BPSK	216@0	5.79	<=13	PASS
80	High	BPSK	1@0	3.71	<=13	PASS
80	High	BPSK	1@216	3.68	<=13	PASS
80	High	QPSK	216@0	3.71	<=13	PASS
80	High	QPSK	1@0	3.73	<=13	PASS
80	High	QPSK	1@216	3.73	<=13	PASS
100	Mid	BPSK	270@0	3.59	<=13	PASS
100	Mid	BPSK	1@0	3.67	<=13	PASS
100	Mid	BPSK	1@272	3.74	<=13	PASS
100	Mid	QPSK	270@0	3.63	<=13	PASS
100	Mid	QPSK	1@0	3.55	<=13	PASS
100	Mid	QPSK	1@272	3.64	<=13	PASS

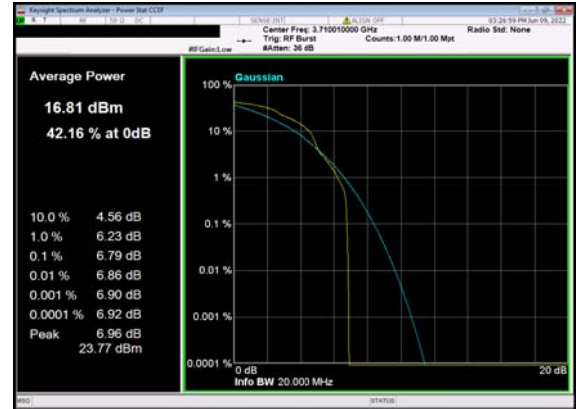


n77(3700-3980):

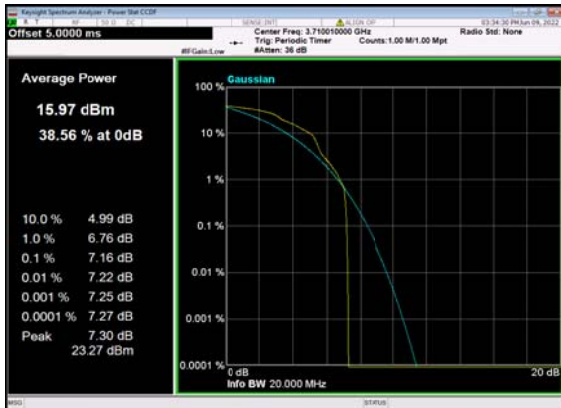
n77(20M)_DFT-s-OFDM_PI_2-BPSK_
Outer_Full_Low_CH



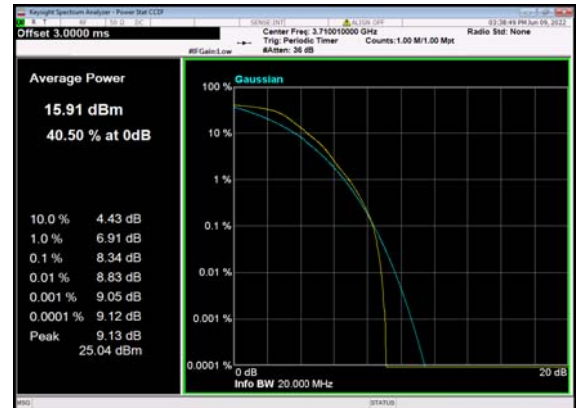
n77(20M)_DFT-s-OFDM_PI_2-BPSK_
Edge_1RB_Left_Low_CH



n77(20M)_DFT-s-OFDM_PI_2-BPSK_
Edge_1RB_Right_Low_CH

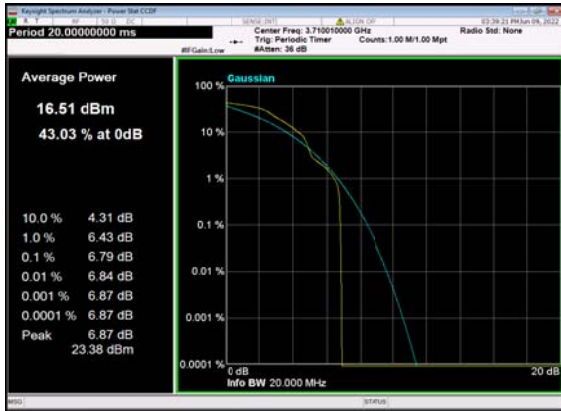


n77(20M)_DFT-s-OFDM_QPSK_
Outer_Full_Low_CH

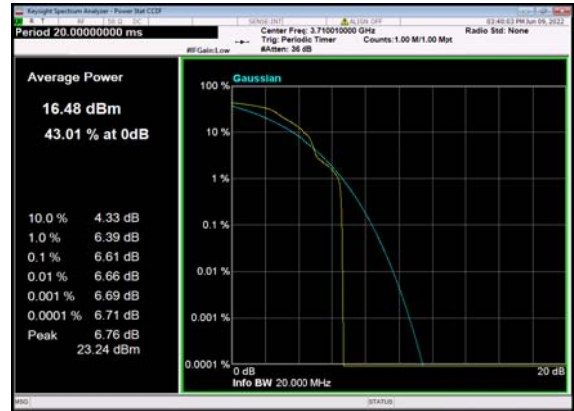




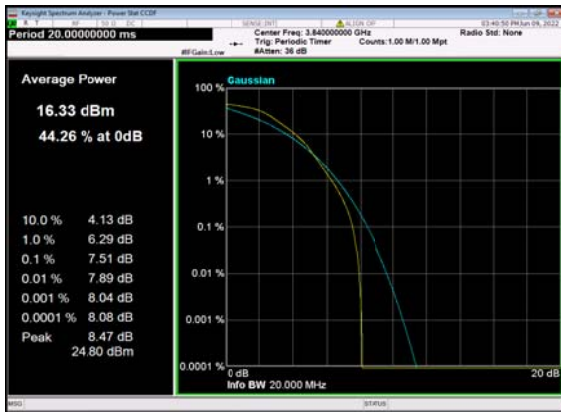
n77(20M)_DFT-s-OFDM_QPSK_Edge_1RB_Left_Low_CH



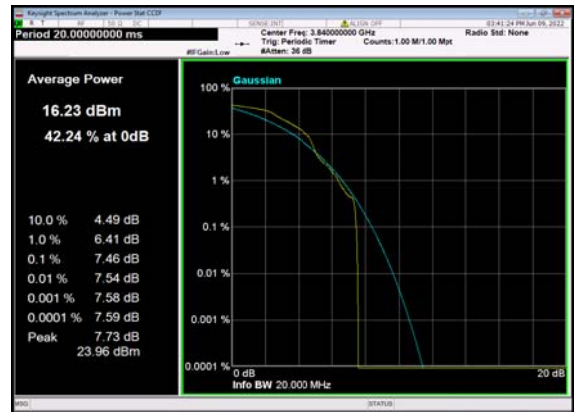
n77(20M)_DFT-s-OFDM_QPSK_Edge_1RB_Right_Low_CH



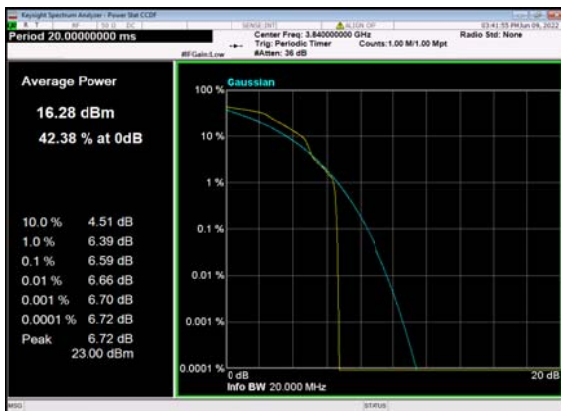
n77(20M)_DFT-s-OFDM_PI_2-BPSK_Outer_Full_Mid_CH



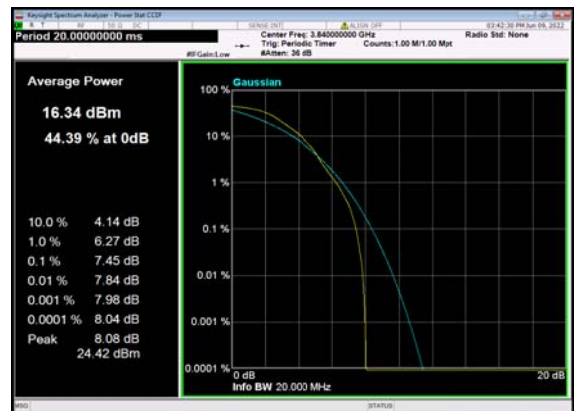
n77(20M)_DFT-s-OFDM_PI_2-BPSK_Edge_1RB_Left_Mid_CH



n77(20M)_DFT-s-OFDM_PI_2-BPSK_Edge_1RB_Right_Mid_CH

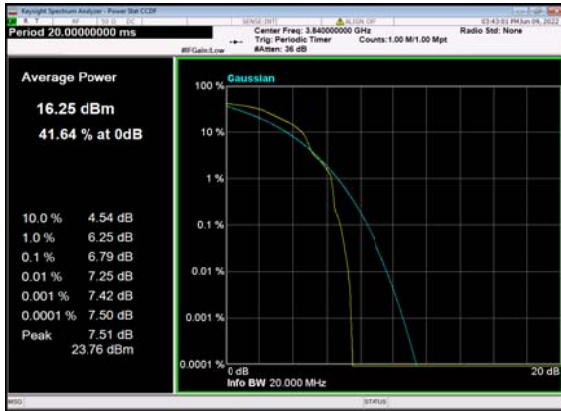


n77(20M)_DFT-s-OFDM_QPSK_Outer_Full_Mid_CH

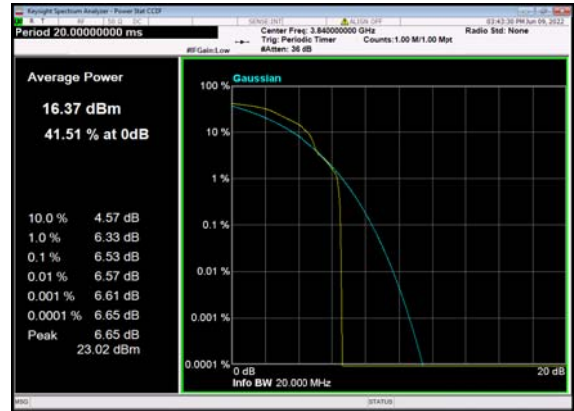




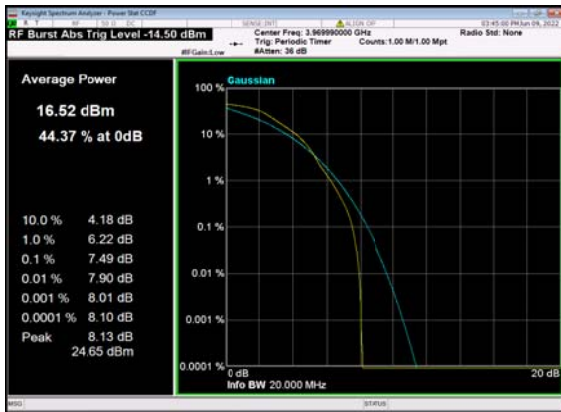
n77(20M)_DFT-s-OFDM_QPSK_Edge_1RB_Left_Mid_CH



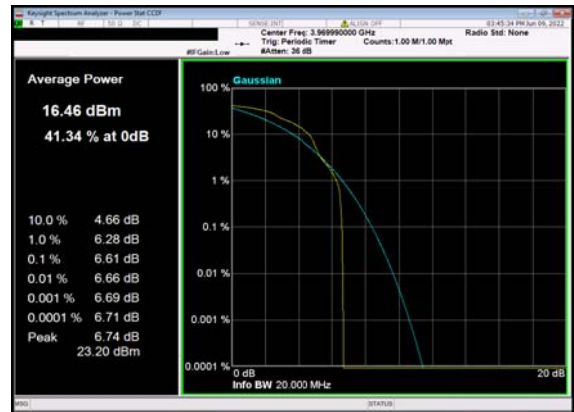
n77(20M)_DFT-s-OFDM_QPSK_Edge_1RB_Right_Mid_CH



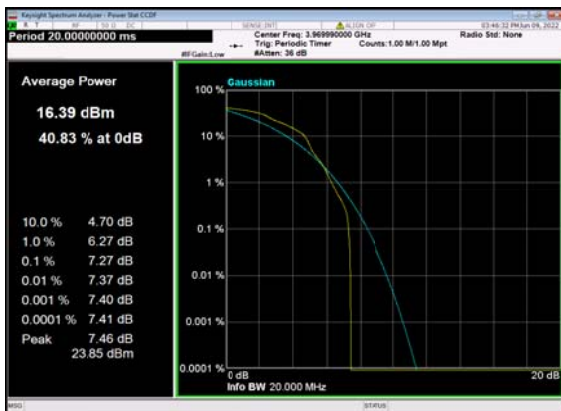
n77(20M)_DFT-s-OFDM_PI_2-BPSK_Outer_Full_High_CH



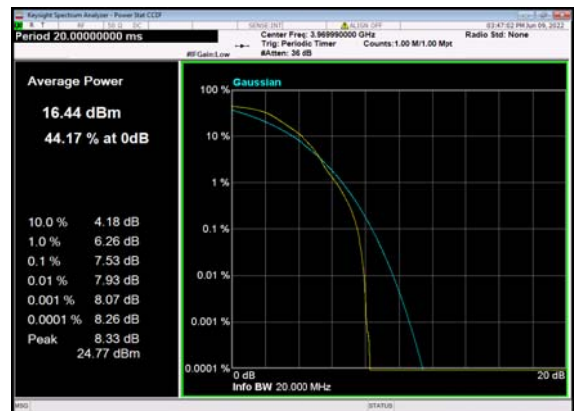
n77(20M)_DFT-s-OFDM_PI_2-BPSK_Edge_1RB_Left_High_CH



n77(20M)_DFT-s-OFDM_PI_2-BPSK_Edge_1RB_Right_High_CH

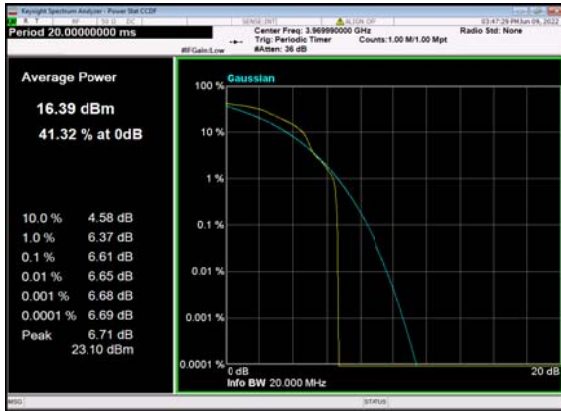


n77(20M)_DFT-s-OFDM_QPSK_Outer_Full_High_CH

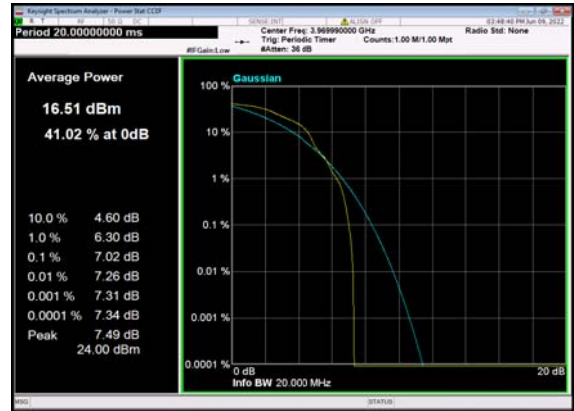




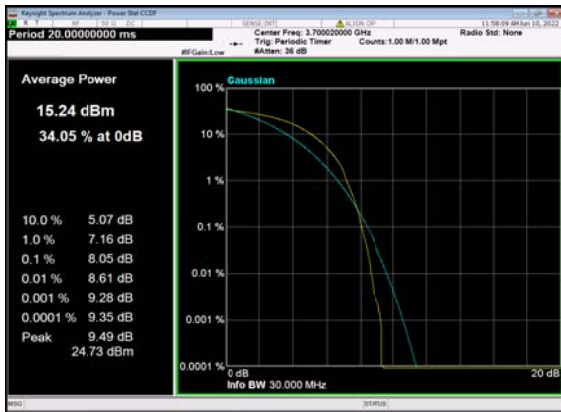
n77(20M)_DFT-s-OFDM_QPSK_Edge_1RB_Left_High_CH



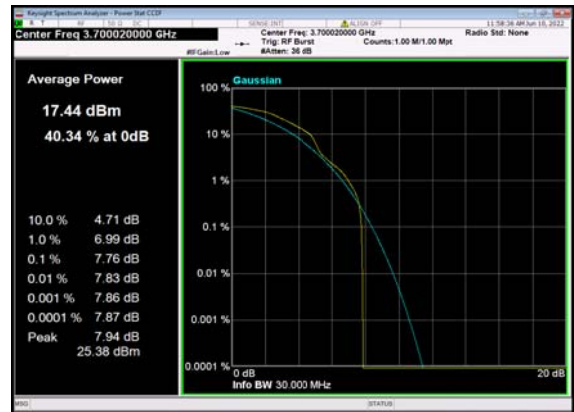
n77(20M)_DFT-s-OFDM_QPSK_Edge_1RB_Right_High_CH



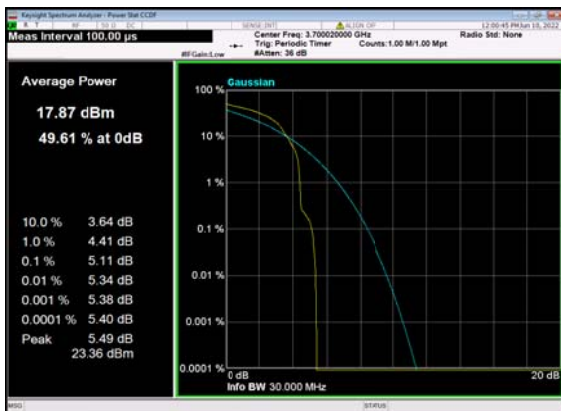
n77(30M)_DFT-s-OFDM_PI_2-BPSK_Outer_Full_Low_CH



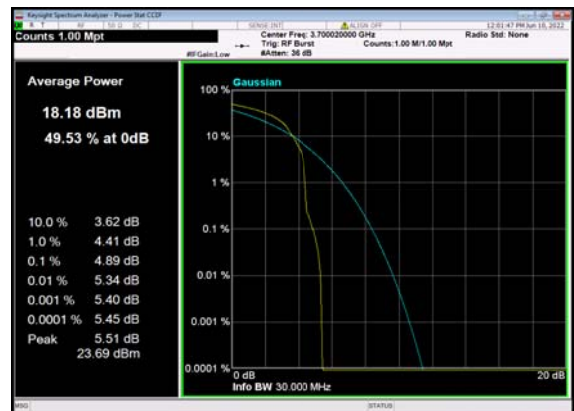
n77(30M)_DFT-s-OFDM_PI_2-BPSK_Edge_1RB_Left_Low_CH



n77(30M)_DFT-s-OFDM_PI_2-BPSK_Edge_1RB_Right_Low_CH



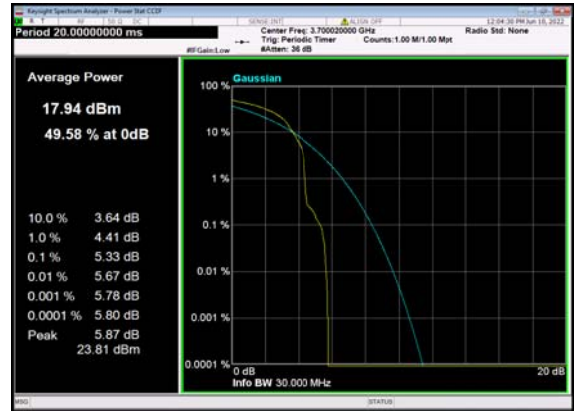
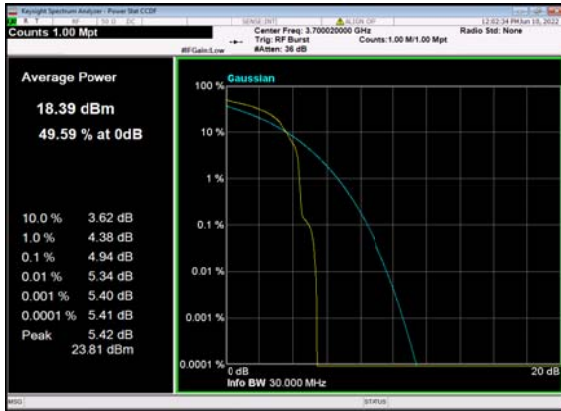
n77(30M)_DFT-s-OFDM_QPSK_Outer_Full_Low_CH





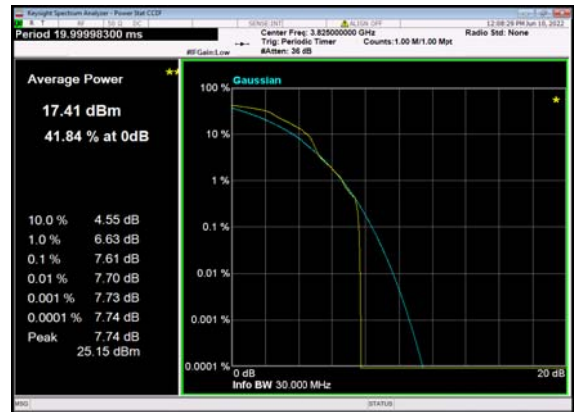
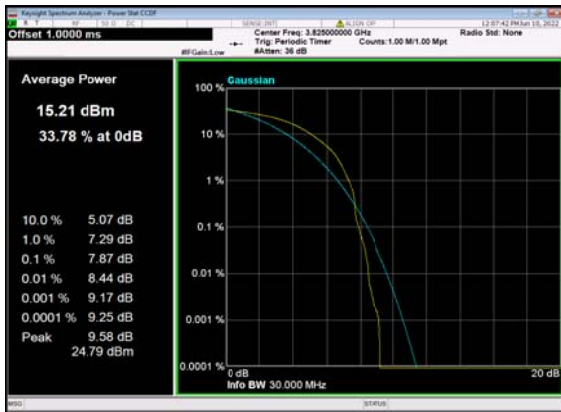
n77(30M)_DFT-s-OFDM_QPSK_Edge_1RB_Left_Low_CH

n77(30M)_DFT-s-OFDM_QPSK_Edge_1RB_Right_Low_CH



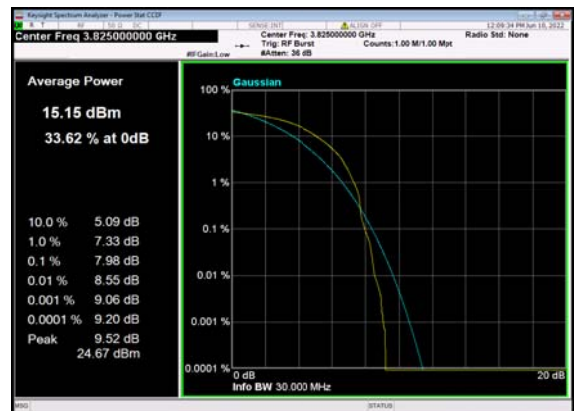
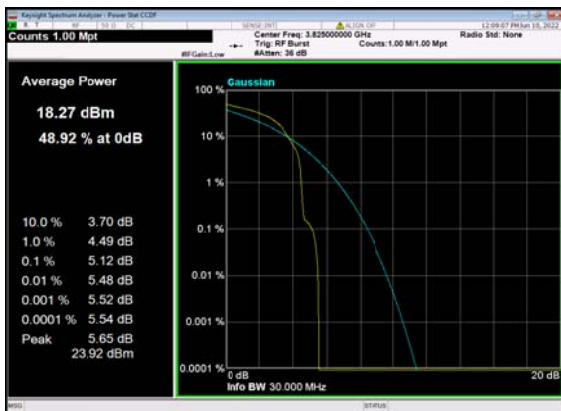
n77(30M)_DFT-s-OFDM_PI_2-BPSK_Outer_Full_Mid_CH

n77(30M)_DFT-s-OFDM_PI_2-BPSK_Edge_1RB_Left_Mid_CH



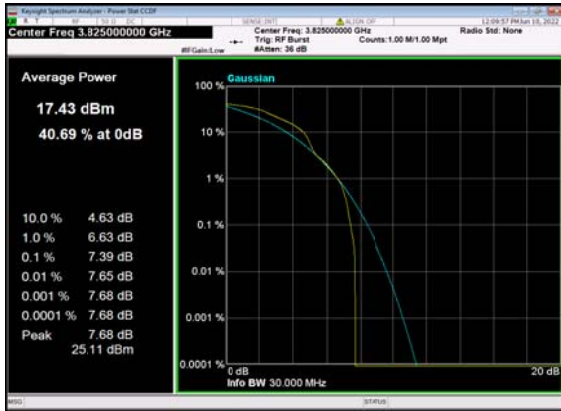
n77(30M)_DFT-s-OFDM_PI_2-BPSK_Edge_1RB_Right_Mid_CH

n77(30M)_DFT-s-OFDM_QPSK_Outer_Full_Mid_CH

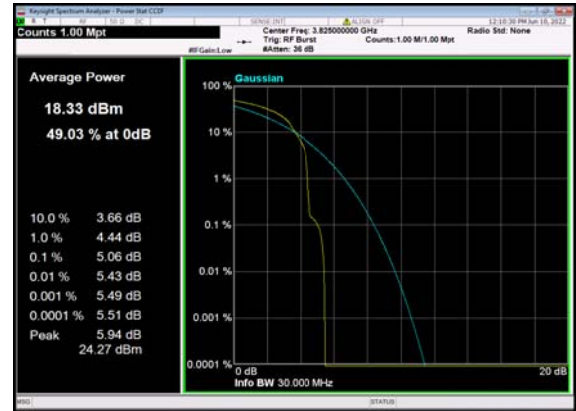




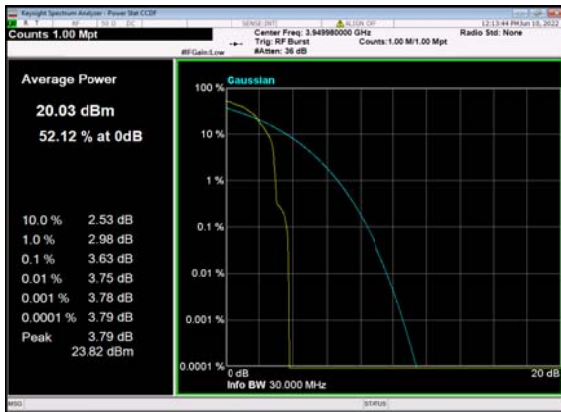
n77(30M)_DFT-s-OFDM_QPSK_Edge_1RB_Left_Mid_CH



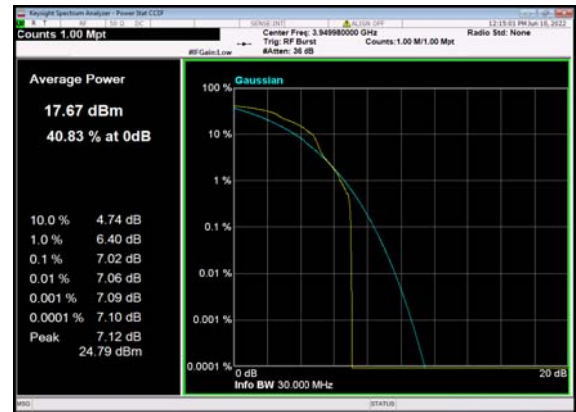
n77(30M)_DFT-s-OFDM_QPSK_Edge_1RB_Right_Mid_CH



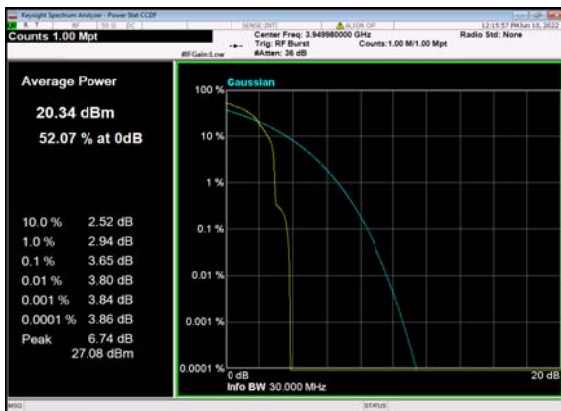
n77(30M)_DFT-s-OFDM_PI_2-BPSK_Outer_Full_High_CH



n77(30M)_DFT-s-OFDM_PI_2-BPSK_Edge_1RB_Left_High_CH



n77(30M)_DFT-s-OFDM_PI_2-BPSK_Edge_1RB_Right_High_CH

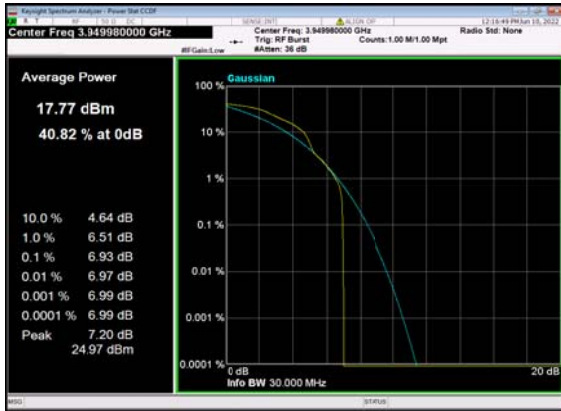


n77(30M)_DFT-s-OFDM_QPSK_Outer_Full_High_CH

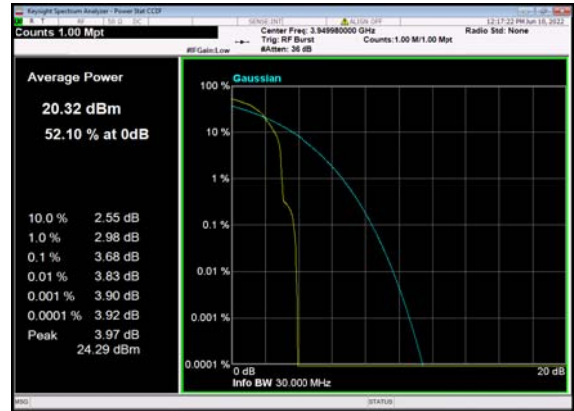




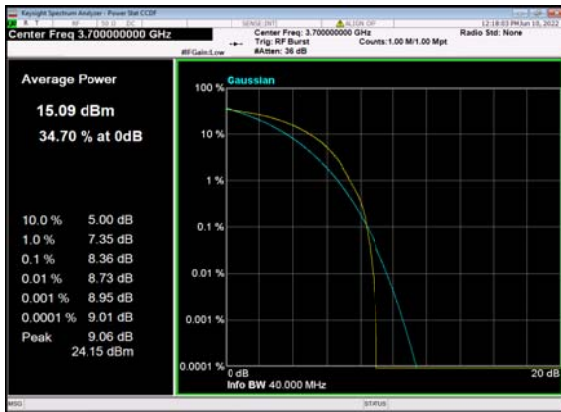
n77(30M)_DFT-s-OFDM_QPSK_Edge_1RB_Left_High_CH



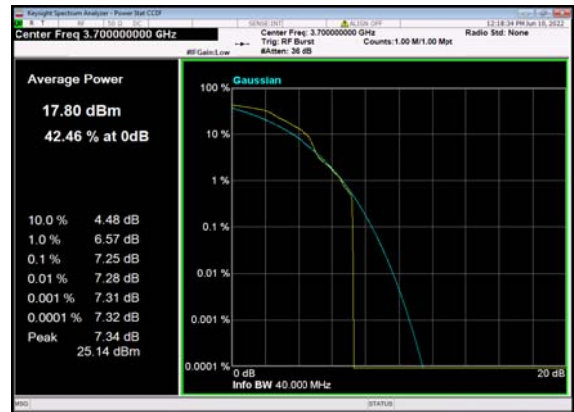
n77(30M)_DFT-s-OFDM_QPSK_Edge_1RB_Right_High_CH



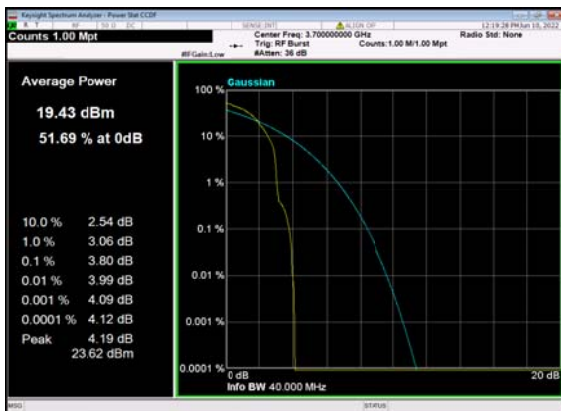
n77(40M)_DFT-s-OFDM_PI_2-BPSK_Outer_Full_Low_CH



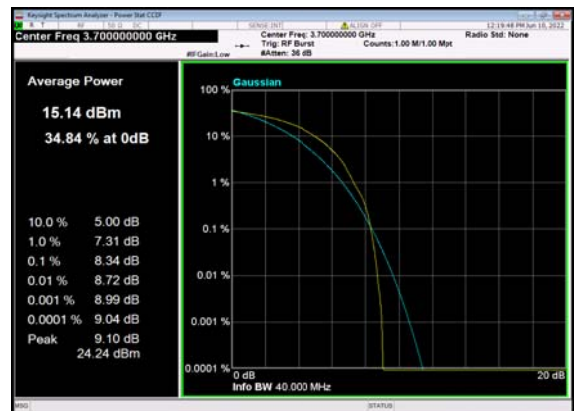
n77(40M)_DFT-s-OFDM_PI_2-BPSK_Edge_1RB_Left_Low_CH



n77(40M)_DFT-s-OFDM_PI_2-BPSK_Edge_1RB_Right_Low_CH

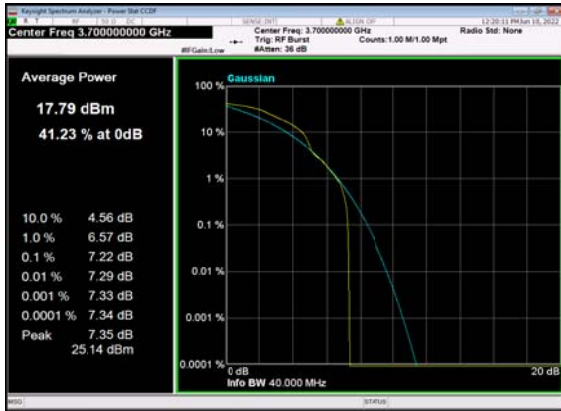


n77(40M)_DFT-s-OFDM_QPSK_Outer_Full_Low_CH

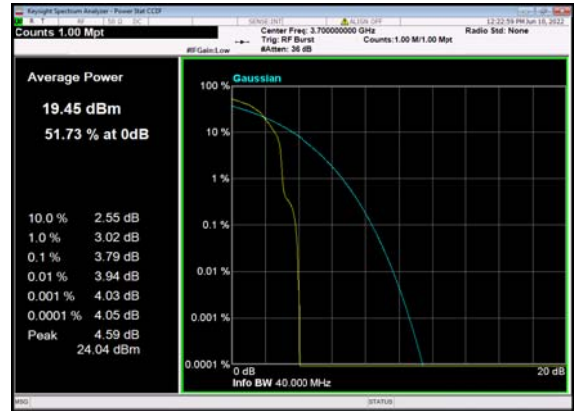




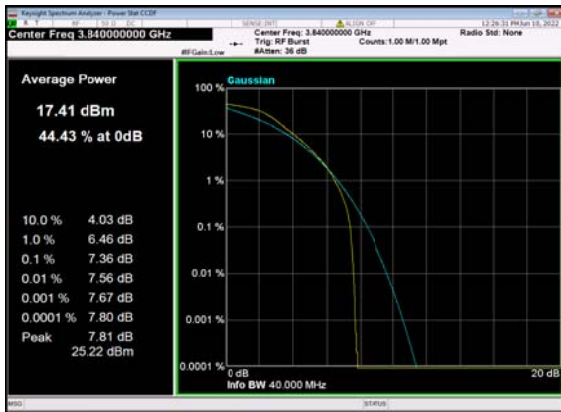
n77(40M)_DFT-s-OFDM_QPSK_
Edge_1RB_Left_Low_CH



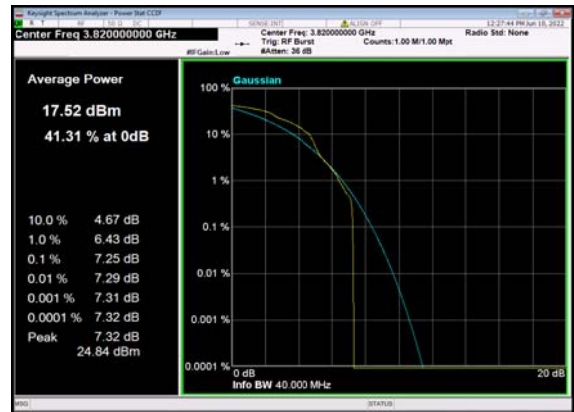
n77(40M)_DFT-s-OFDM_QPSK_
Edge_1RB_Right_Low_CH



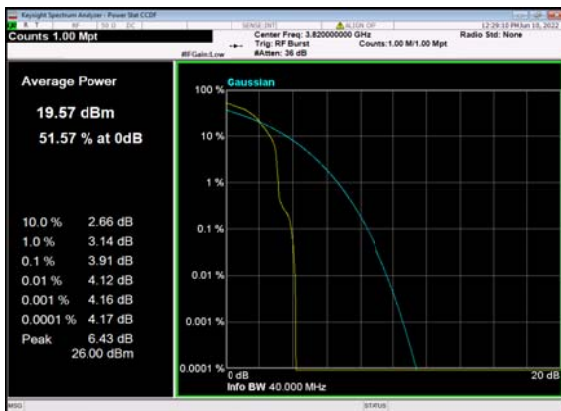
n77(40M)_DFT-s-OFDM_PI_2-BPSK_
Outer_Full_Mid_CH



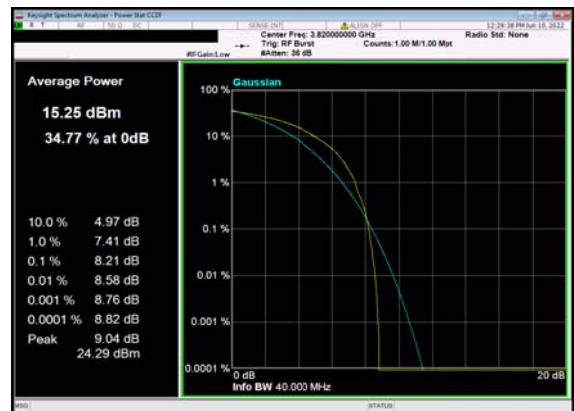
n77(40M)_DFT-s-OFDM_PI_2-BPSK_
Edge_1RB_Left_Mid_CH



n77(40M)_DFT-s-OFDM_PI_2-BPSK_
Edge_1RB_Right_Mid_CH

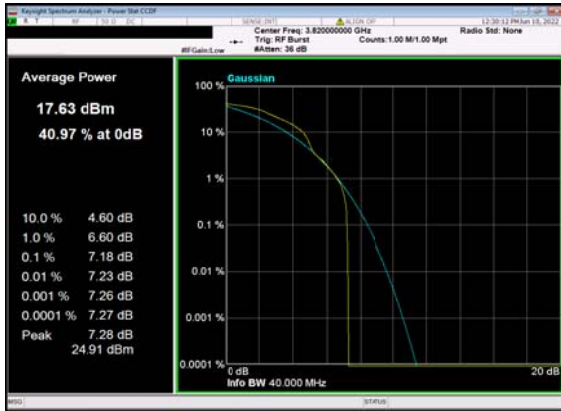


n77(40M)_DFT-s-OFDM_QPSK_
Outer_Full_Mid_CH

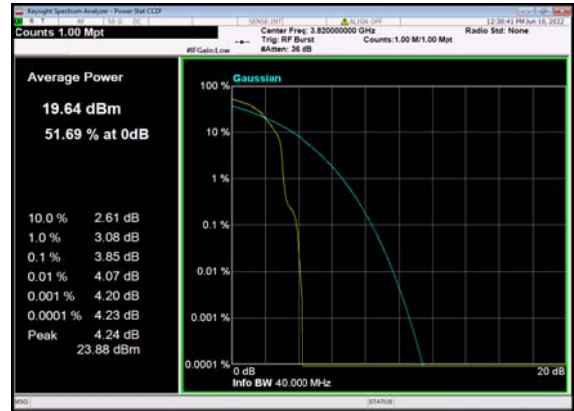




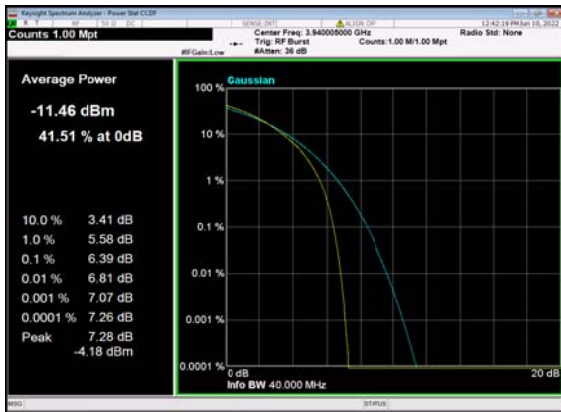
n77(40M)_DFT-s-OFDM_QPSK_Edge_1RB_Left_Mid_CH



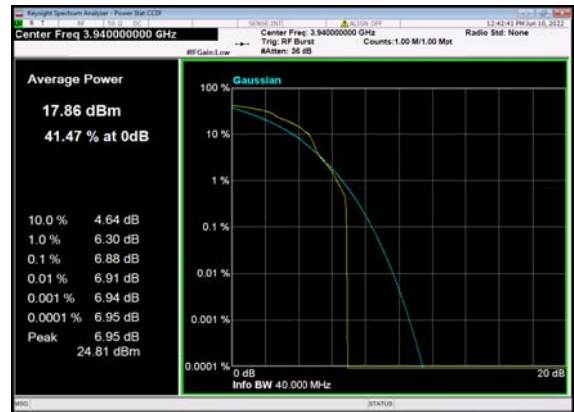
n77(40M)_DFT-s-OFDM_QPSK_Edge_1RB_Right_Mid_CH



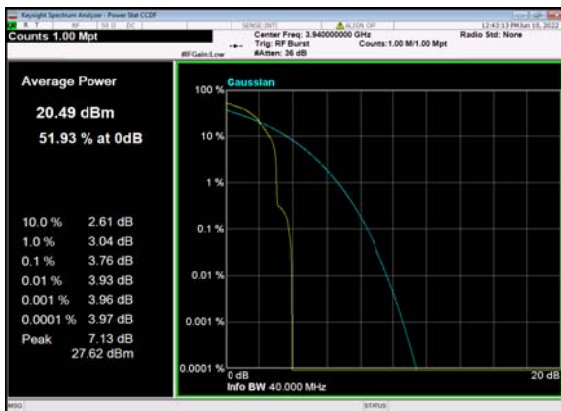
n77(40M)_DFT-s-OFDM_PI_2-BPSK_Outer_Full_High_CH



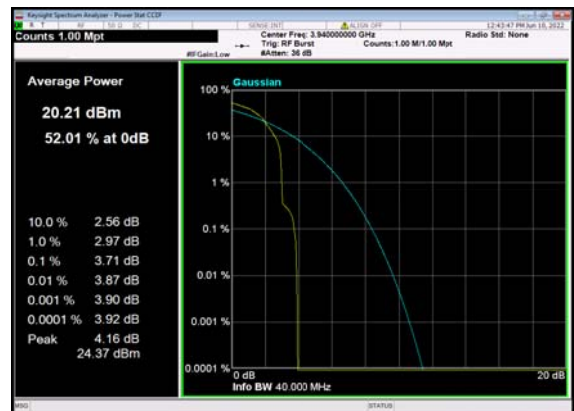
n77(40M)_DFT-s-OFDM_PI_2-BPSK_Edge_1RB_Left_High_CH



n77(40M)_DFT-s-OFDM_PI_2-BPSK_Edge_1RB_Right_High_CH

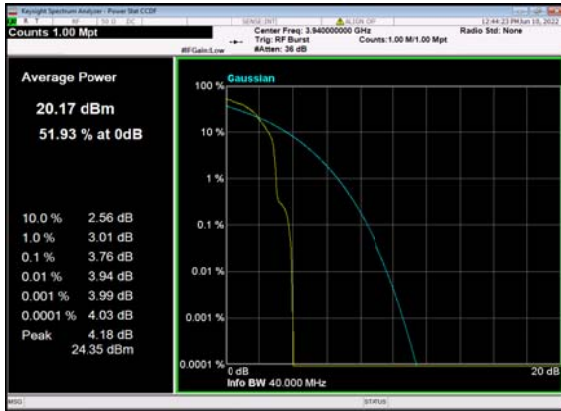


n77(40M)_DFT-s-OFDM_QPSK_Outer_Full_High_CH

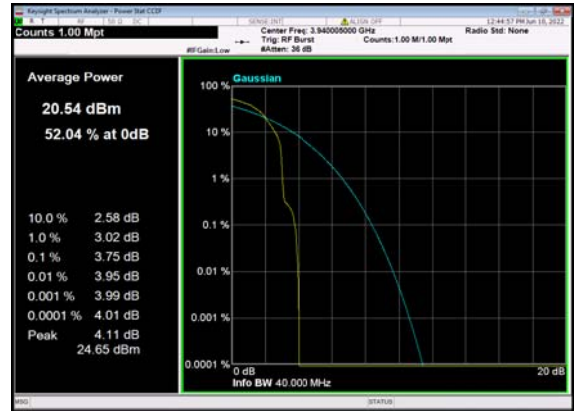




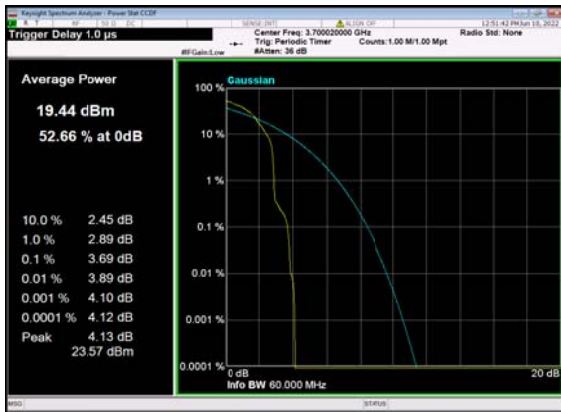
n77(40M)_DFT-s-OFDM_QPSK_Edge_1RB_Left_High_CH



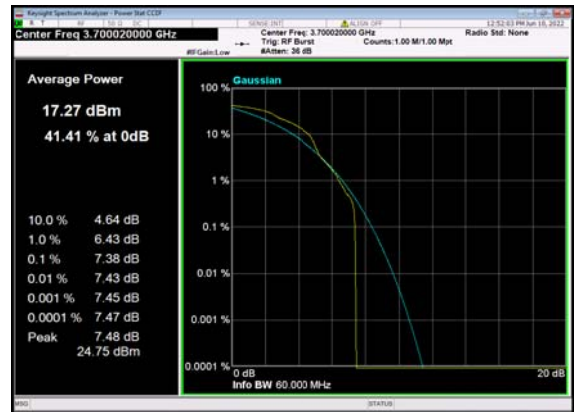
n77(40M)_DFT-s-OFDM_QPSK_Edge_1RB_Right_High_CH



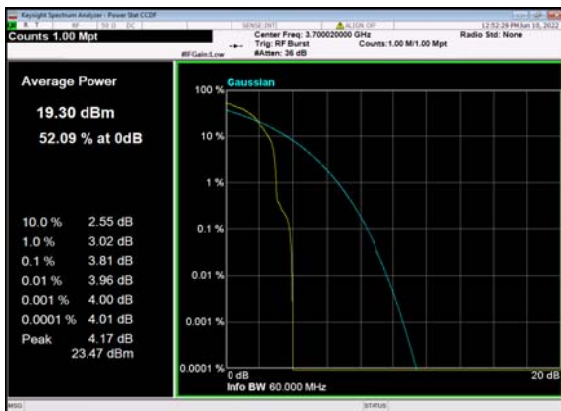
n77(60M)_DFT-s-OFDM_PI_2-BPSK_Outer_Full_Low_CH



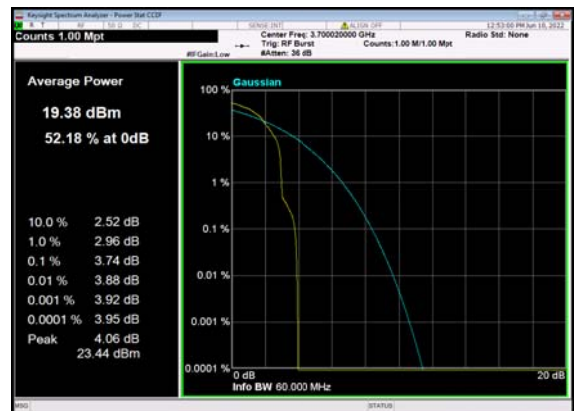
n77(60M)_DFT-s-OFDM_PI_2-BPSK_Edge_1RB_Left_Low_CH



n77(60M)_DFT-s-OFDM_PI_2-BPSK_Edge_1RB_Right_Low_CH

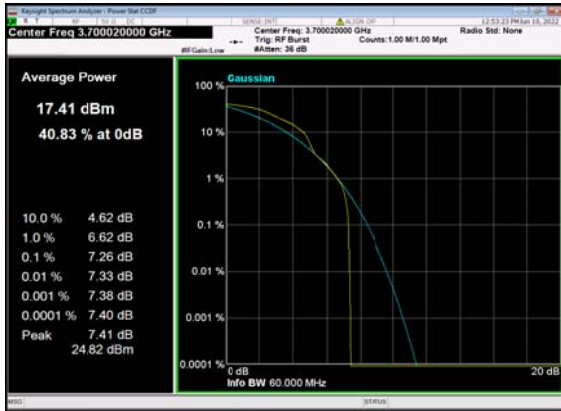


n77(60M)_DFT-s-OFDM_QPSK_Outer_Full_Low_CH

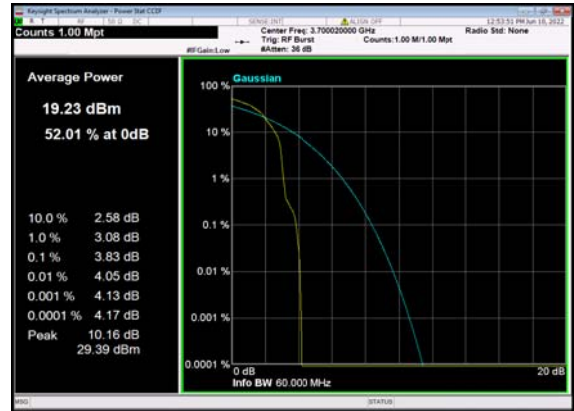




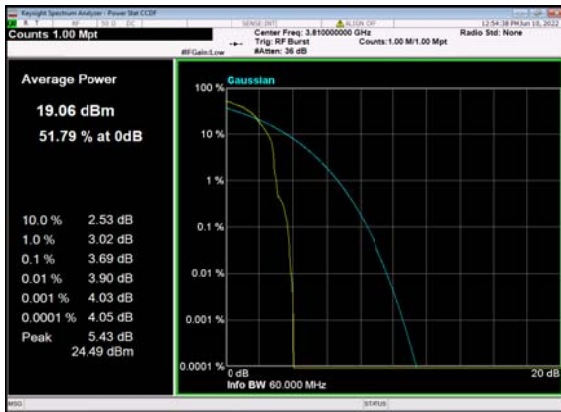
n77(60M)_DFT-s-OFDM_QPSK_Edge_1RB_Left_Low_CH



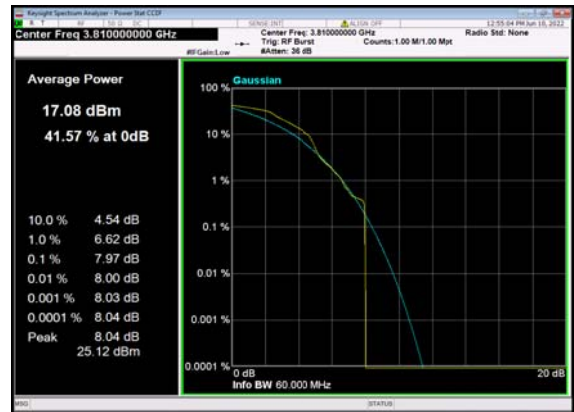
n77(60M)_DFT-s-OFDM_QPSK_Edge_1RB_Right_Low_CH



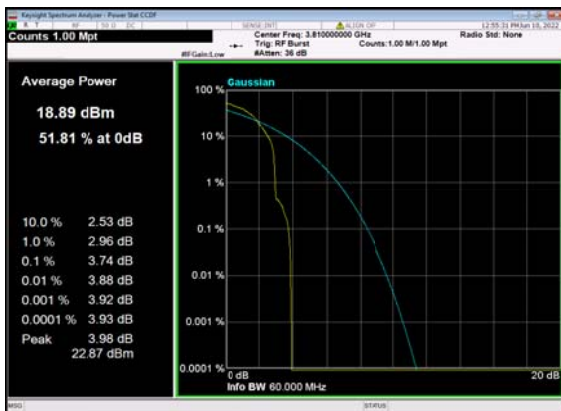
n77(60M)_DFT-s-OFDM_PI_2-BPSK_Outer_Full_Mid_CH



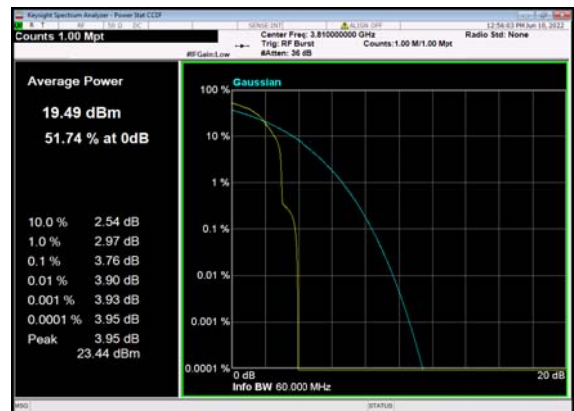
n77(60M)_DFT-s-OFDM_PI_2-BPSK_Edge_1RB_Left_Mid_CH



n77(60M)_DFT-s-OFDM_PI_2-BPSK_Edge_1RB_Right_Mid_CH

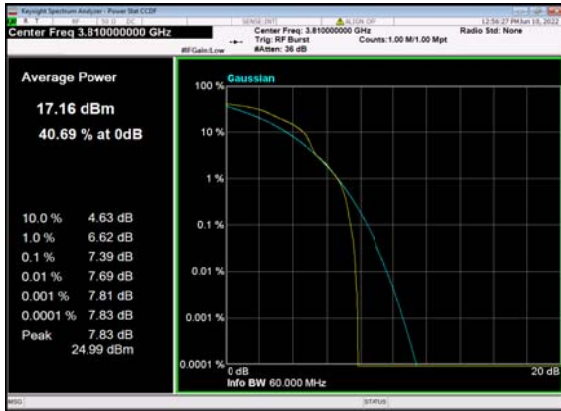


n77(60M)_DFT-s-OFDM_QPSK_Outer_Full_Mid_CH





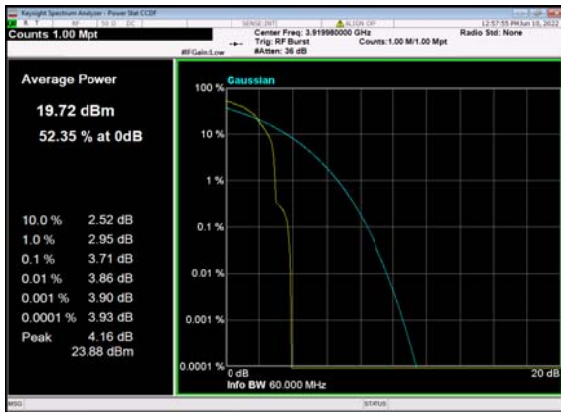
n77(60M)_DFT-s-OFDM_QPSK_Edge_1RB_Left_Mid_CH



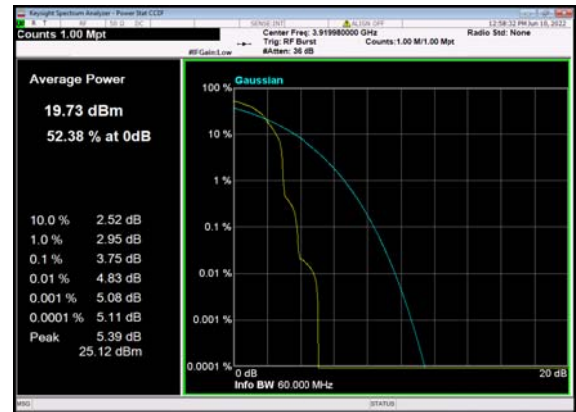
n77(60M)_DFT-s-OFDM_QPSK_Edge_1RB_Right_Mid_CH



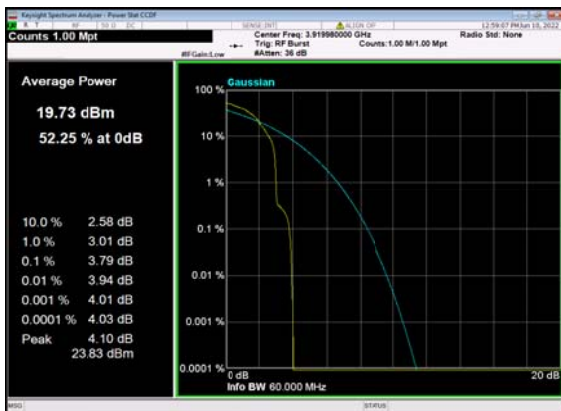
n77(60M)_DFT-s-OFDM_PI_2-BPSK_Outer_Full_High_CH



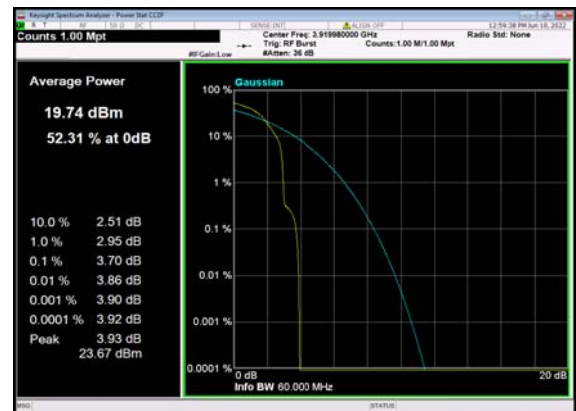
n77(60M)_DFT-s-OFDM_PI_2-BPSK_Edge_1RB_Left_High_CH



n77(60M)_DFT-s-OFDM_PI_2-BPSK_Edge_1RB_Right_High_CH



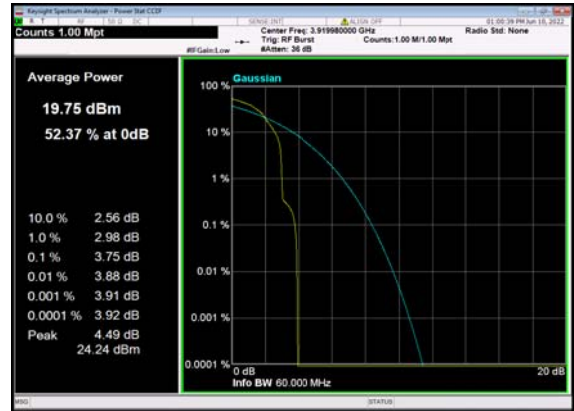
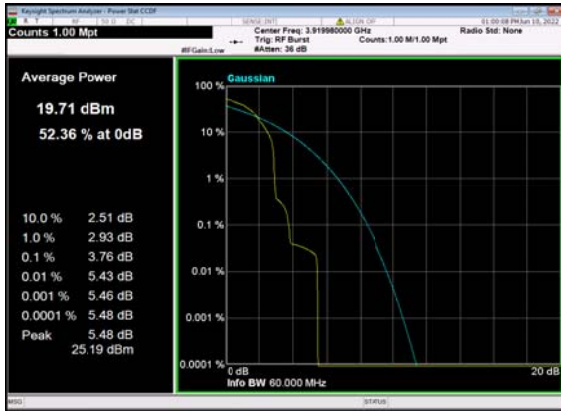
n77(60M)_DFT-s-OFDM_QPSK_Outer_Full_High_CH





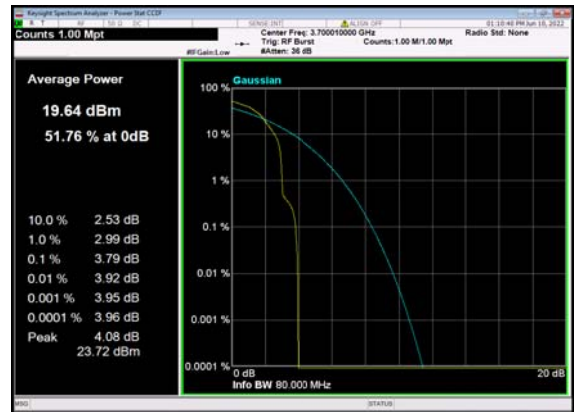
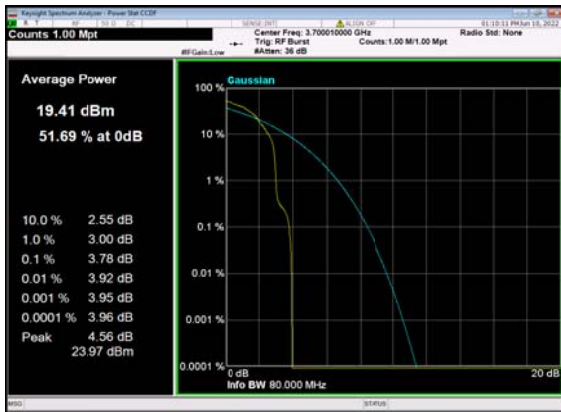
n77(60M)_DFT-s-OFDM_QPSK_
Edge_1RB_Left_High_CH

n77(60M)_DFT-s-OFDM_QPSK_
Edge_1RB_Right_High_CH



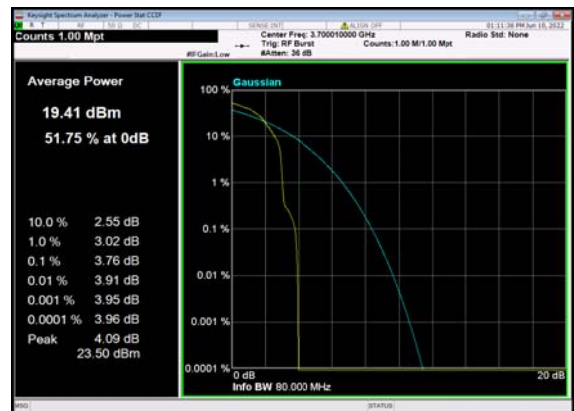
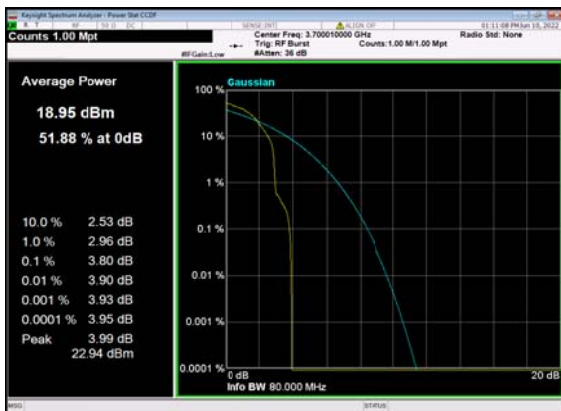
n77(80M)_DFT-s-OFDM_PI_2-BPSK_
Outer_Full_Low_CH

n77(80M)_DFT-s-OFDM_PI_2-BPSK_
Edge_1RB_Left_Low_CH



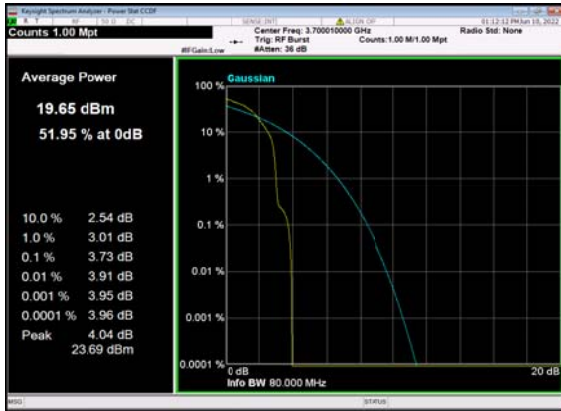
n77(80M)_DFT-s-OFDM_PI_2-BPSK_
Edge_1RB_Right_Low_CH

n77(80M)_DFT-s-OFDM_QPSK_
Outer_Full_Low_CH

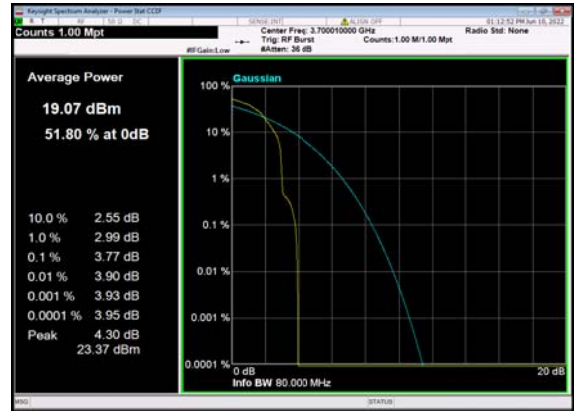




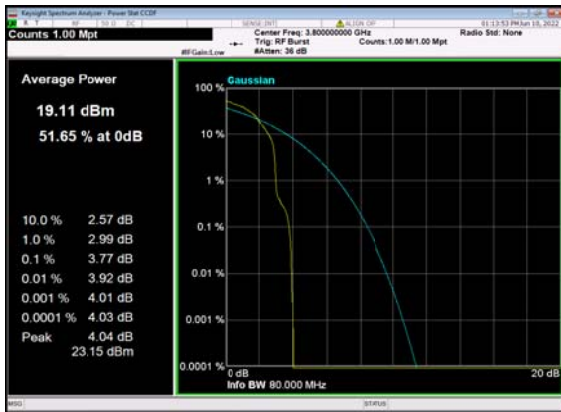
n77(80M)_DFT-s-OFDM_QPSK_Edge_1RB_Left_Low_CH



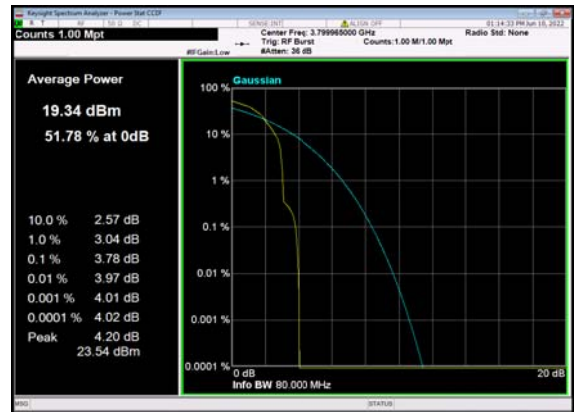
n77(80M)_DFT-s-OFDM_QPSK_Edge_1RB_Right_Low_CH



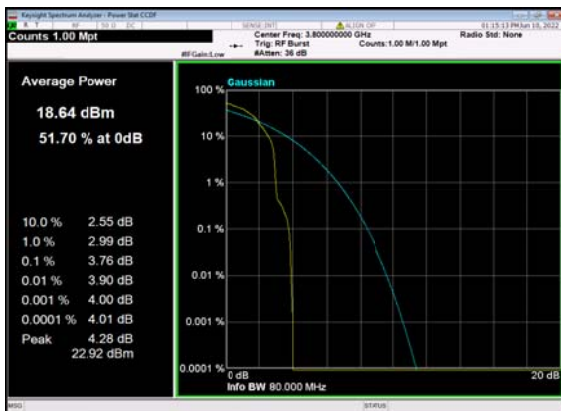
n77(80M)_DFT-s-OFDM_PI_2-BPSK_Outer_Full_Mid_CH



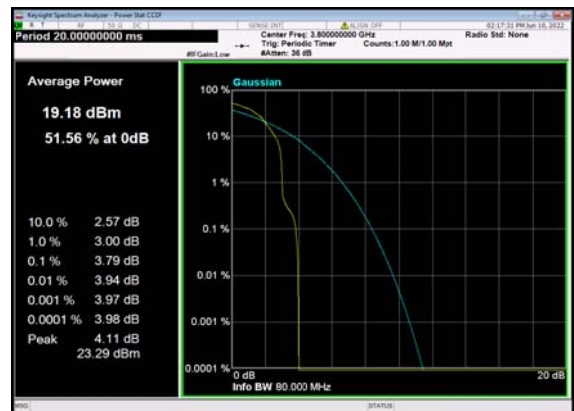
n77(80M)_DFT-s-OFDM_PI_2-BPSK_Edge_1RB_Left_Mid_CH



n77(80M)_DFT-s-OFDM_PI_2-BPSK_Edge_1RB_Right_Mid_CH

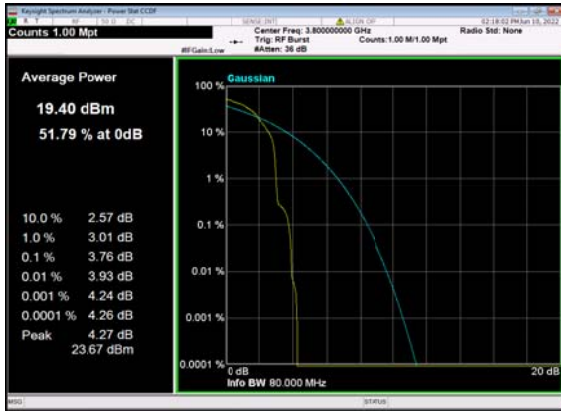


n77(80M)_DFT-s-OFDM_QPSK_Outer_Full_Mid_CH

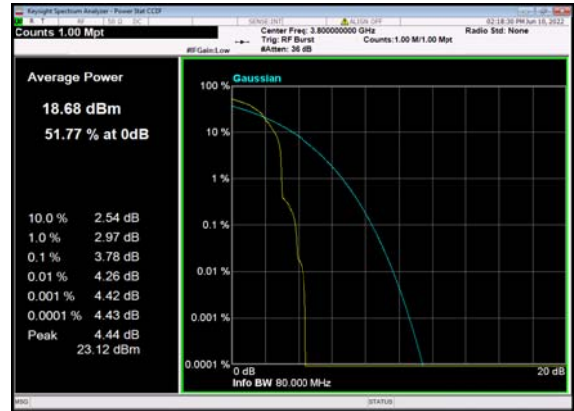




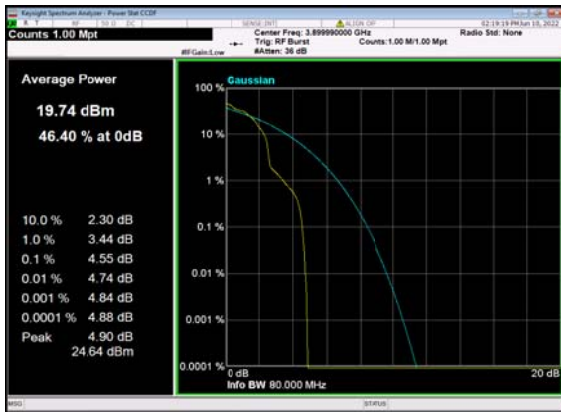
n77(80M)_DFT-s-OFDM_QPSK_Edge_1RB_Left_Mid_CH



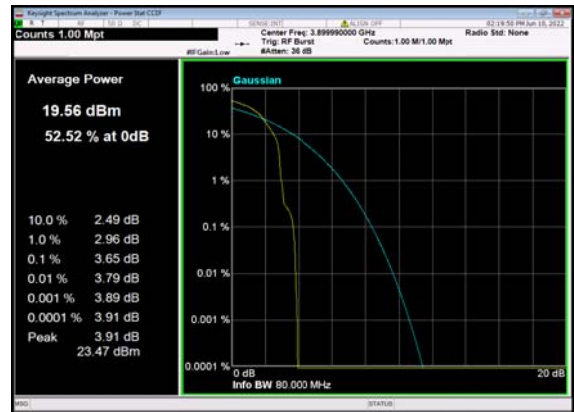
n77(80M)_DFT-s-OFDM_QPSK_Edge_1RB_Right_Mid_CH



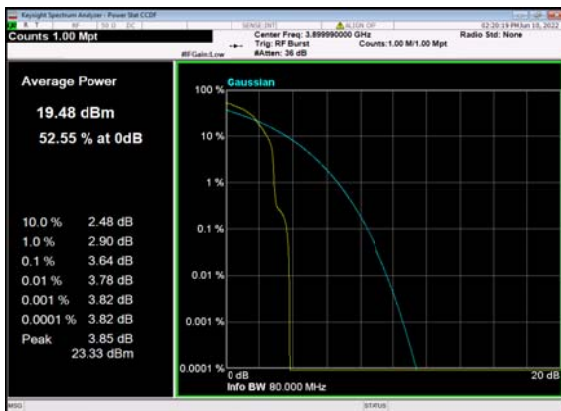
n77(80M)_DFT-s-OFDM_PI_2-BPSK_Outer_Full_High_CH



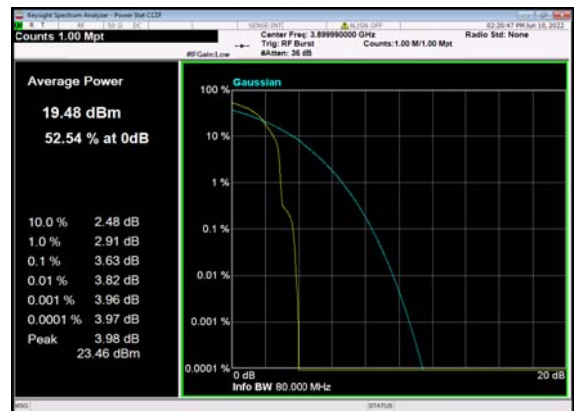
n77(80M)_DFT-s-OFDM_PI_2-BPSK_Edge_1RB_Left_High_CH



n77(80M)_DFT-s-OFDM_PI_2-BPSK_Edge_1RB_Right_High_CH

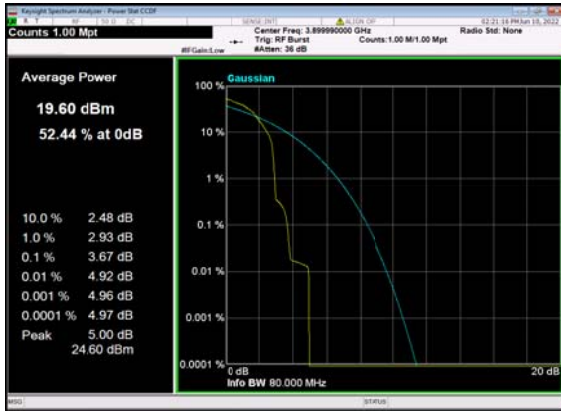


n77(80M)_DFT-s-OFDM_QPSK_Outer_Full_High_CH

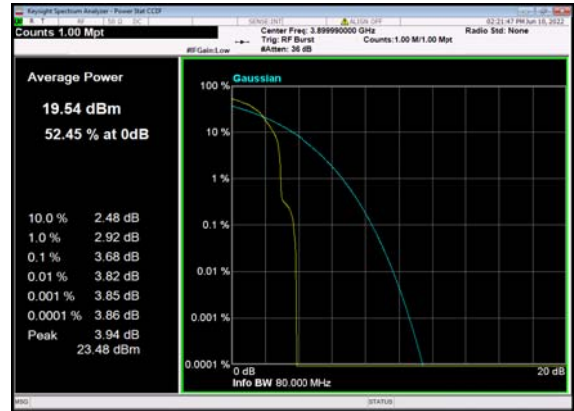




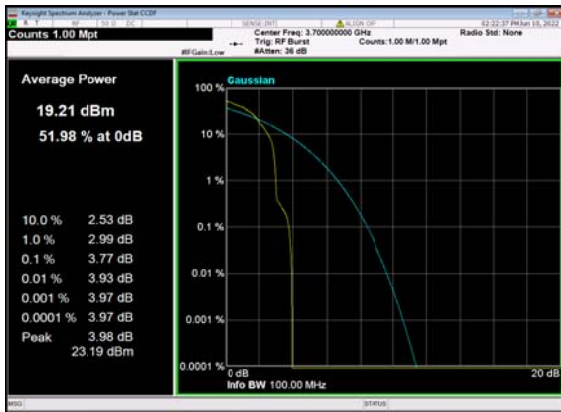
n77(80M)_DFT-s-OFDM_QPSK_Edge_1RB_Left_High_CH



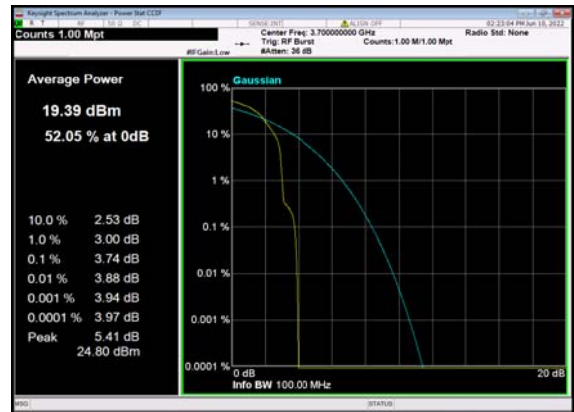
n77(80M)_DFT-s-OFDM_QPSK_Edge_1RB_Right_High_CH



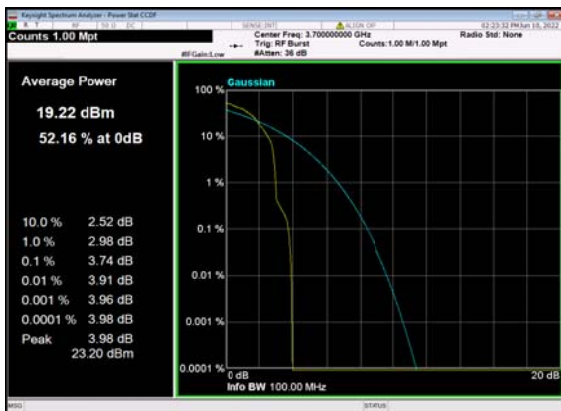
n77(100M)_DFT-s-OFDM_PI_2-BPSK_Outer_Full_Low_CH



n77(100M)_DFT-s-OFDM_PI_2-BPSK_Edge_1RB_Left_Low_CH



n77(100M)_DFT-s-OFDM_PI_2-BPSK_Edge_1RB_Right_Low_CH



n77(100M)_DFT-s-OFDM_QPSK_Outer_Full_Low_CH

