



B2_N41(20M)_DFT-s-OFDM_BPSK_Edge_1R
B_Left_Low_CH



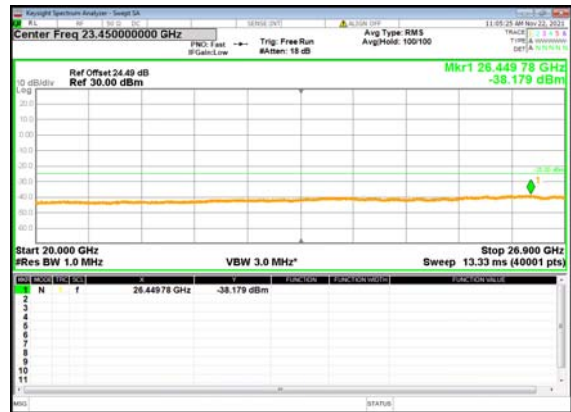
B2_N41(20M)_DFT-s-OFDM_BPSK_Edge_1R
B_Left_Low_CH



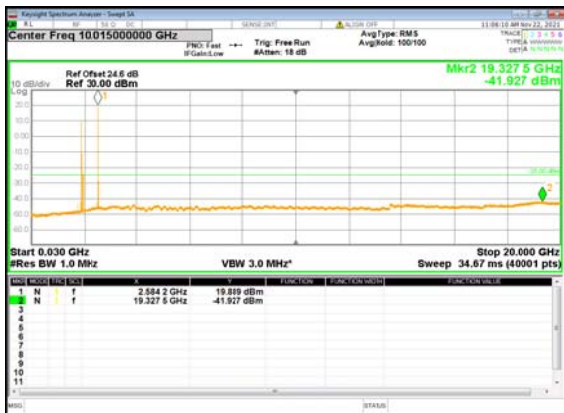
B2_N41(20M)_DFT-s-OFDM_QPSK_Edge_1R
B_Left_Low_CH



B2_N41(20M)_DFT-s-OFDM_QPSK_Edge_1R
B_Left_Low_CH



B2_N41(20M)_DFT-s-OFDM_BPSK_Edge_1R
B_Left_Mid_CH



B2_N41(20M)_DFT-s-OFDM_BPSK_Edge_1R
B_Left_Mid_CH

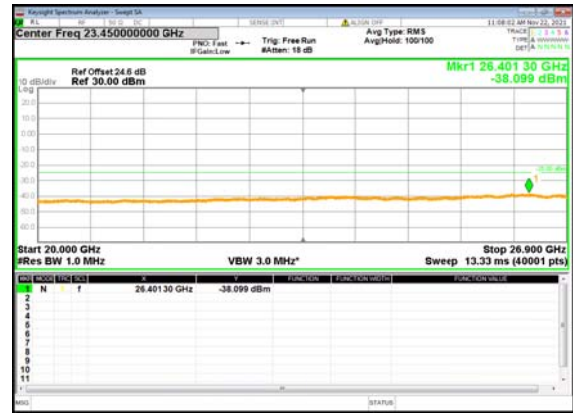




B2_N41(20M)_DFT-s-OFDM_QPSK_Edge_1R
B_Left_Mid_CH



B2_N41(20M)_DFT-s-OFDM_QPSK_Edge_1R
B_Left_Mid_CH



B2_N41(20M)_DFT-s-OFDM_BPSK_Edge_1R
B_Left_High_CH



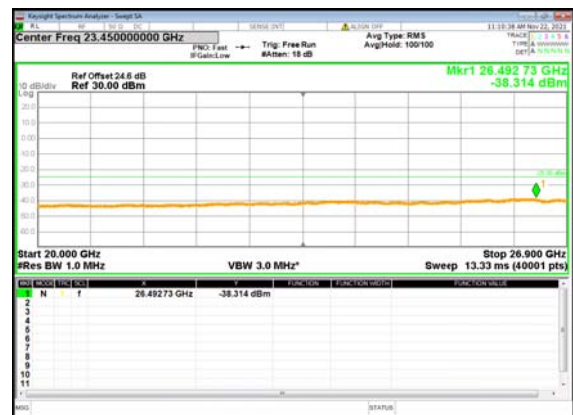
B2_N41(20M)_DFT-s-OFDM_BPSK_Edge_1R
B_Left_High_CH



B2_N41(20M)_DFT-s-OFDM_QPSK_Edge_1R
B_Left_High_CH



B2_N41(20M)_DFT-s-OFDM_QPSK_Edge_1R
B_Left_High_CH





B2_N41(30M)_DFT-s-OFDM_BPSK_Edge_1R
B_Left_Low_CH



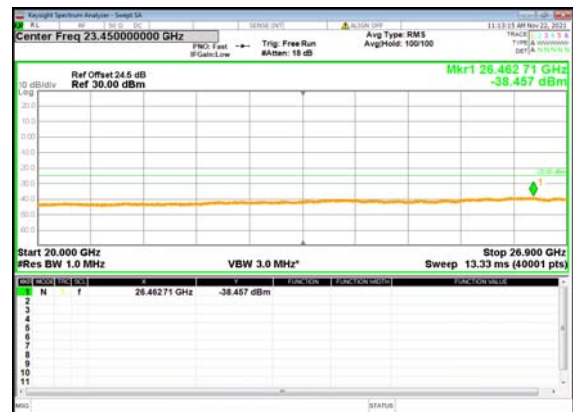
B2_N41(30M)_DFT-s-OFDM_BPSK_Edge_1R
B_Left_Low_CH



B2_N41(30M)_DFT-s-OFDM_QPSK_Edge_1R
B_Left_Low_CH



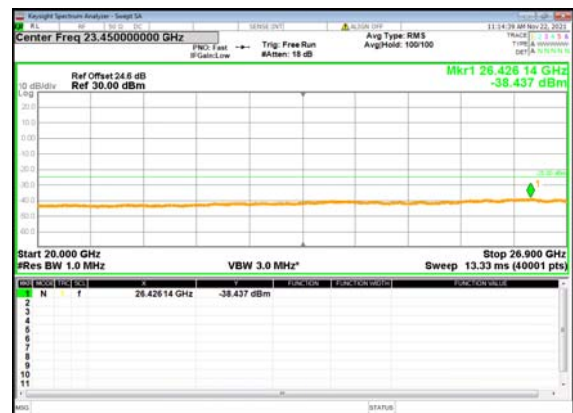
B2_N41(30M)_DFT-s-OFDM_QPSK_Edge_1R
B_Left_Low_CH



B2_N41(30M)_DFT-s-OFDM_BPSK_Edge_1R
B_Left_Mid_CH



B2_N41(30M)_DFT-s-OFDM_BPSK_Edge_1R
B_Left_Mid_CH

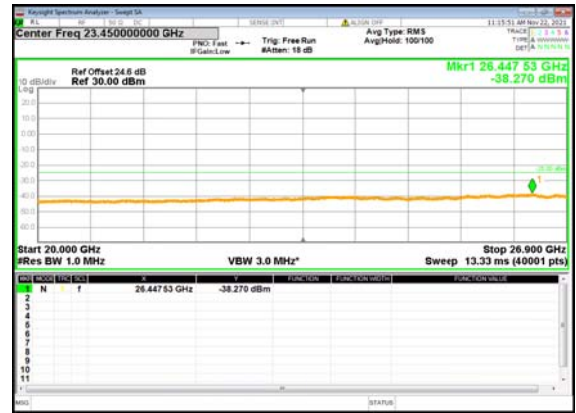




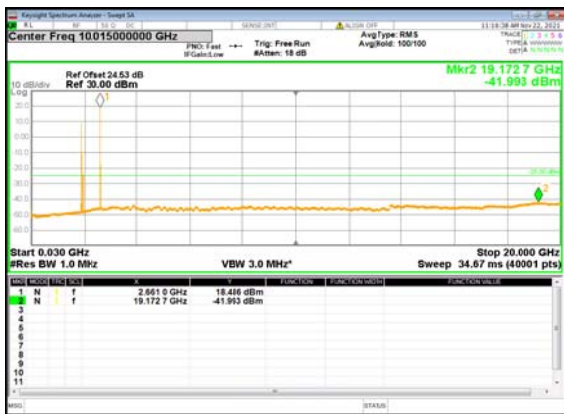
B2_N41(30M)_DFT-s-OFDM_QPSK_Edge_1R
B_Left_Mid_CH



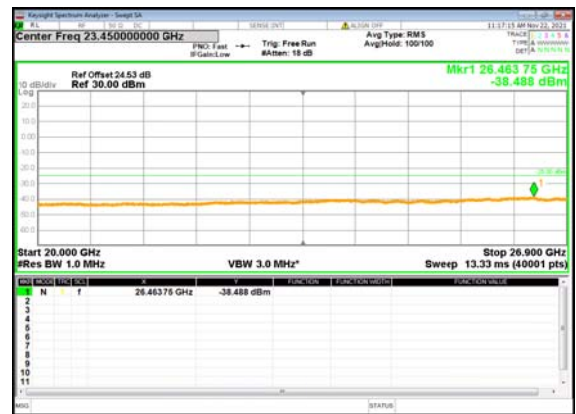
B2_N41(30M)_DFT-s-OFDM_QPSK_Edge_1R
B_Left_Mid_CH



B2_N41(30M)_DFT-s-OFDM_BPSK_Edge_1R
B_Left_High_CH



B2_N41(30M)_DFT-s-OFDM_BPSK_Edge_1R
B_Left_High_CH



B2_N41(30M)_DFT-s-OFDM_QPSK_Edge_1R
B_Left_High_CH

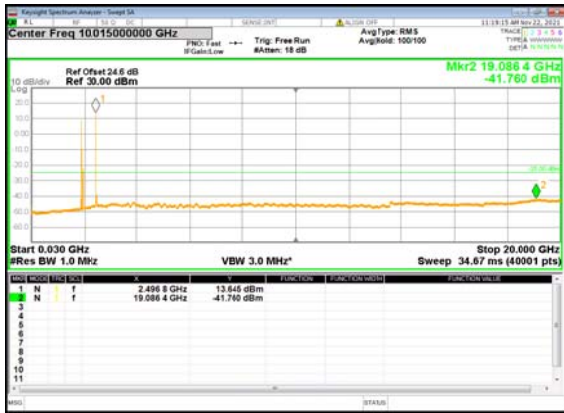


B2_N41(30M)_DFT-s-OFDM_QPSK_Edge_1R
B_Left_High_CH





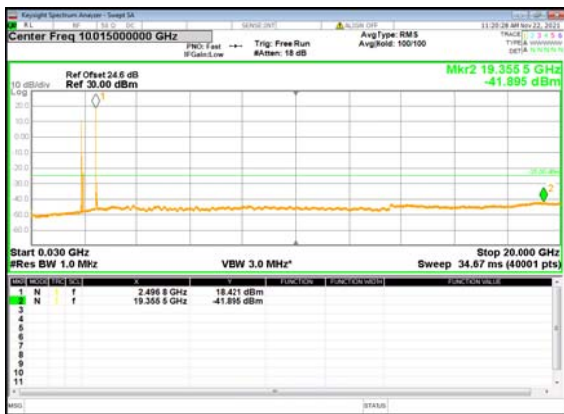
B2_N41(40M)_DFT-s-OFDM_BPSK_Edge_1R
B_Left_Low_CH



B2_N41(40M)_DFT-s-OFDM_BPSK_Edge_1R
B_Left_Low_CH



B2_N41(40M)_DFT-s-OFDM_QPSK_Edge_1R
B_Left_Low_CH



B2_N41(40M)_DFT-s-OFDM_QPSK_Edge_1R
B_Left_Low_CH



B2_N41(40M)_DFT-s-OFDM_BPSK_Edge_1R
B_Left_Mid_CH

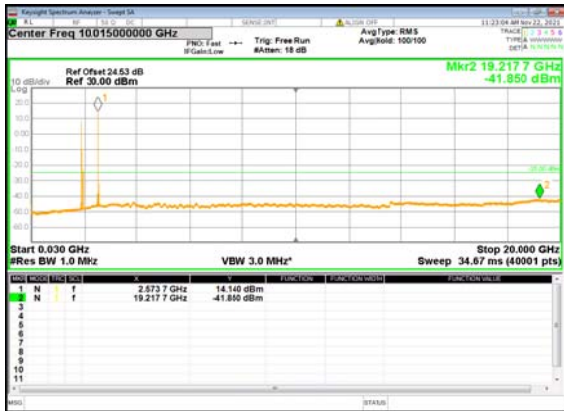


B2_N41(40M)_DFT-s-OFDM_BPSK_Edge_1R
B_Left_Mid_CH

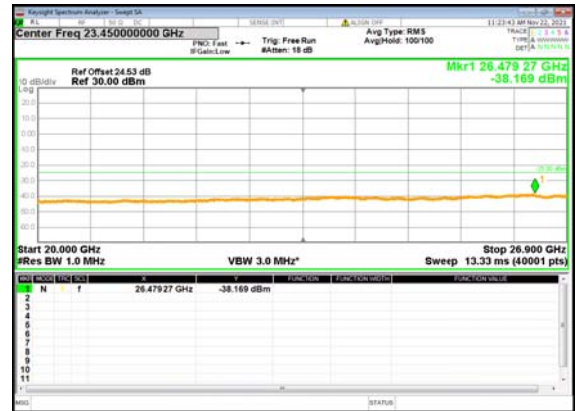




B2_N41(40M)_DFT-s-OFDM_QPSK_Edge_1R
B_Left_Mid_CH



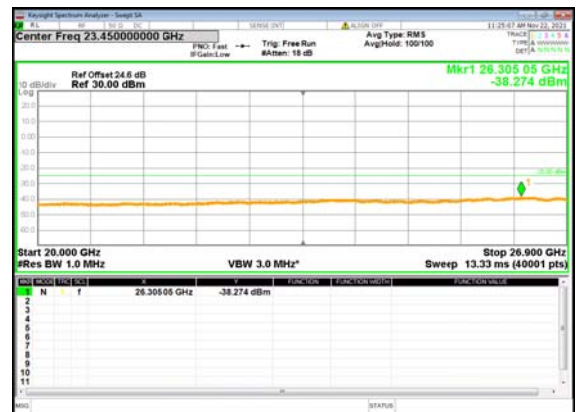
B2_N41(40M)_DFT-s-OFDM_QPSK_Edge_1R
B_Left_Mid_CH



B2_N41(40M)_DFT-s-OFDM_BPSK_Edge_1R
B_Left_High_CH



B2_N41(40M)_DFT-s-OFDM_BPSK_Edge_1R
B_Left_High_CH



B2_N41(40M)_DFT-s-OFDM_QPSK_Edge_1R
B_Left_High_CH

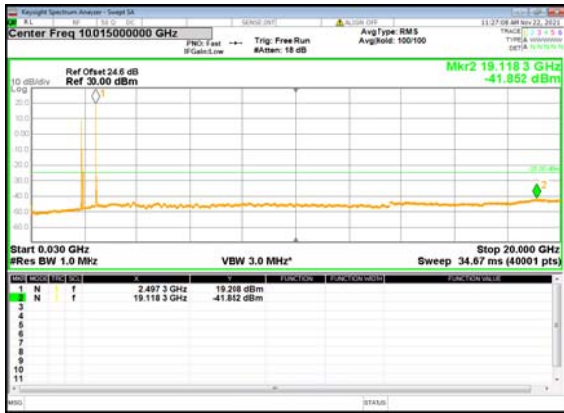


B2_N41(40M)_DFT-s-OFDM_QPSK_Edge_1R
B_Left_High_CH





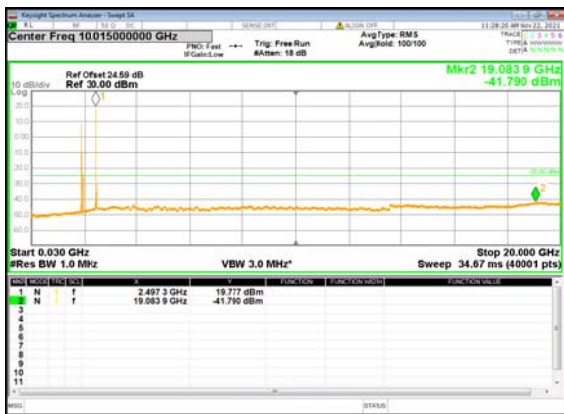
B2_N41(50M)_DFT-s-OFDM_BPSK_Edge_1R
B_Left_Low_CH



B2_N41(50M)_DFT-s-OFDM_BPSK_Edge_1R
B_Left_Low_CH



B2_N41(50M)_DFT-s-OFDM_QPSK_Edge_1R
B_Left_Low_CH



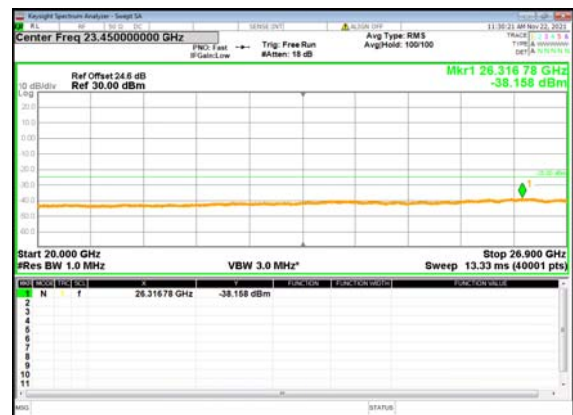
B2_N41(50M)_DFT-s-OFDM_QPSK_Edge_1R
B_Left_Low_CH



B2_N41(50M)_DFT-s-OFDM_BPSK_Edge_1R
B_Left_Mid_CH

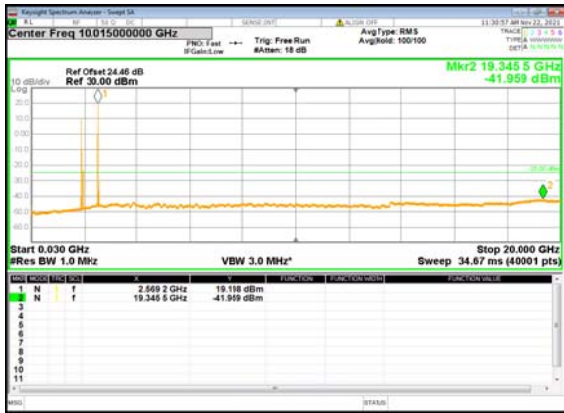


B2_N41(50M)_DFT-s-OFDM_BPSK_Edge_1R
B_Left_Mid_CH

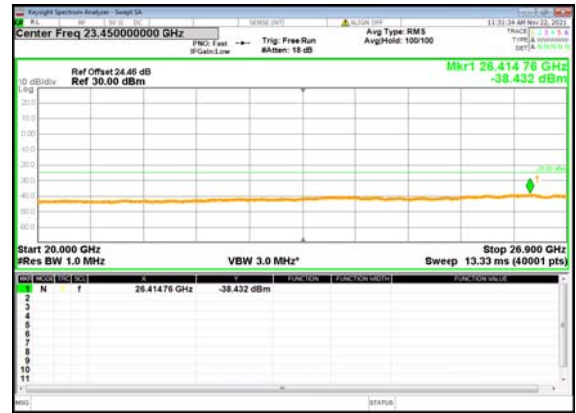




B2_N41(50M)_DFT-s-OFDM_QPSK_Edge_1R
B_Left_Mid_CH



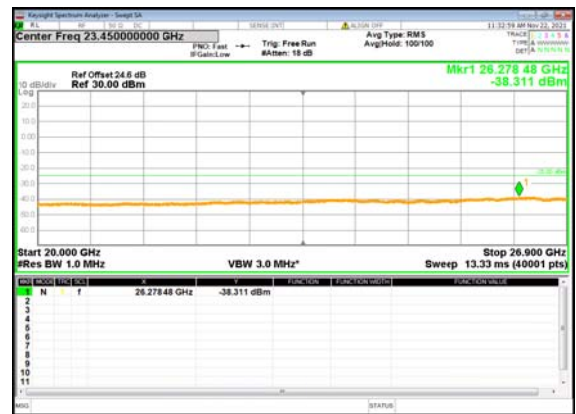
B2_N41(50M)_DFT-s-OFDM_QPSK_Edge_1R
B_Left_Mid_CH



B2_N41(50M)_DFT-s-OFDM_BPSK_Edge_1R
B_Left_High_CH



B2_N41(50M)_DFT-s-OFDM_BPSK_Edge_1R
B_Left_High_CH



B2_N41(50M)_DFT-s-OFDM_QPSK_Edge_1R
B_Left_High_CH

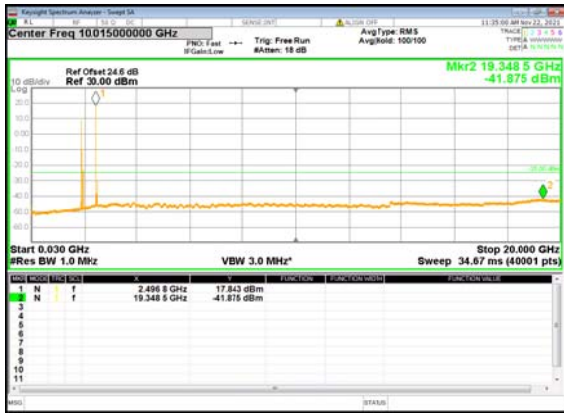


B2_N41(50M)_DFT-s-OFDM_QPSK_Edge_1R
B_Left_High_CH

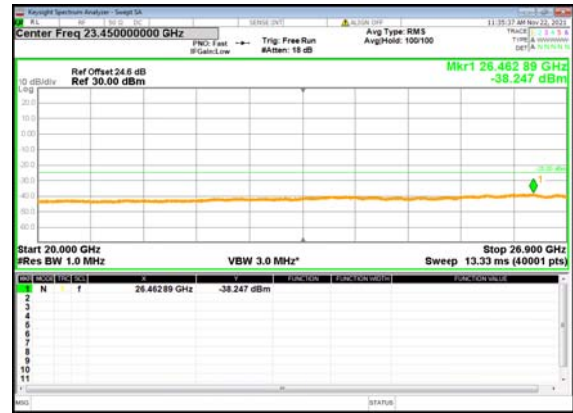




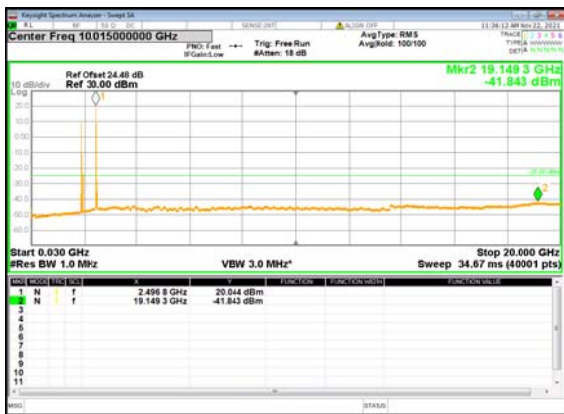
B2_N41(60M)_DFT-s-OFDM_BPSK_Edge_1R
B_Left_Low_CH



B2_N41(60M)_DFT-s-OFDM_BPSK_Edge_1R
B_Left_Low_CH



B2_N41(60M)_DFT-s-OFDM_QPSK_Edge_1R
B_Left_Low_CH



B2_N41(60M)_DFT-s-OFDM_QPSK_Edge_1R
B_Left_Low_CH



B2_N41(60M)_DFT-s-OFDM_BPSK_Edge_1R
B_Left_Mid_CH

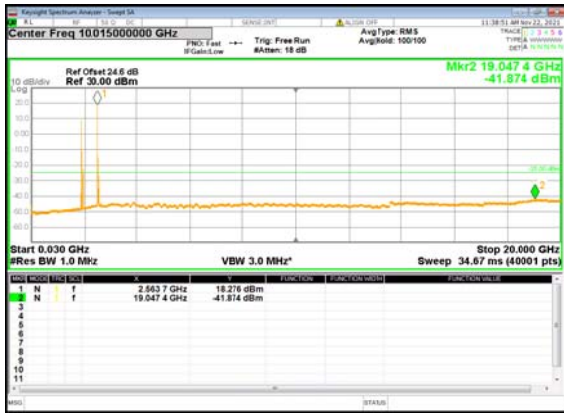


B2_N41(60M)_DFT-s-OFDM_BPSK_Edge_1R
B_Left_Mid_CH

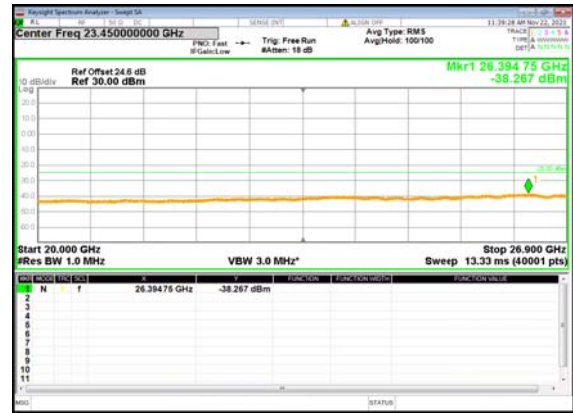




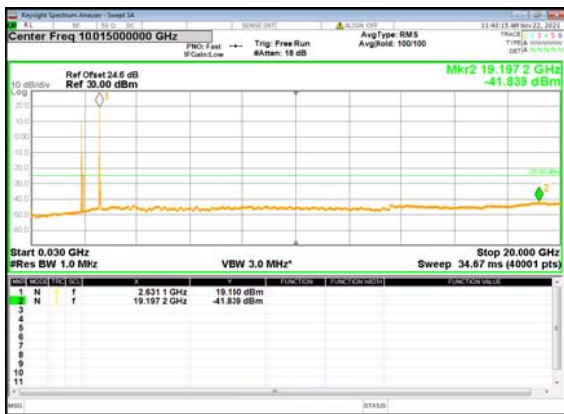
B2_N41(60M)_DFT-s-OFDM_QPSK_Edge_1R
B_Left_Mid_CH



B2_N41(60M)_DFT-s-OFDM_QPSK_Edge_1R
B_Left_Mid_CH



B2_N41(60M)_DFT-s-OFDM_BPSK_Edge_1R
B_Left_High_CH



B2_N41(60M)_DFT-s-OFDM_BPSK_Edge_1R
B_Left_High_CH



B2_N41(60M)_DFT-s-OFDM_QPSK_Edge_1R
B_Left_High_CH

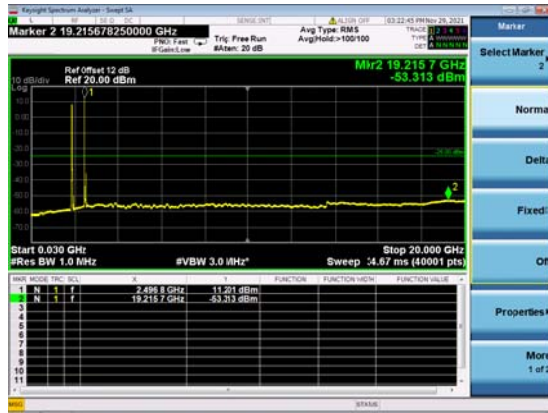


B2_N41(60M)_DFT-s-OFDM_QPSK_Edge_1R
B_Left_High_CH

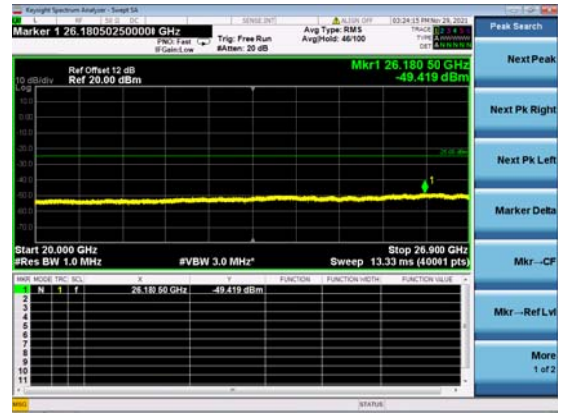




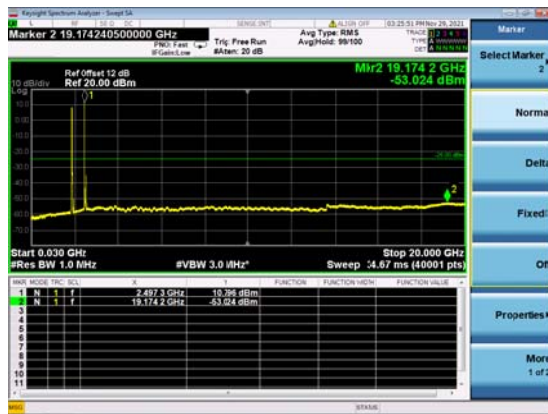
2A_N41(70M)_DFT-s-OFDM_BPSK_Edge_1R
B_Left_Low_CH



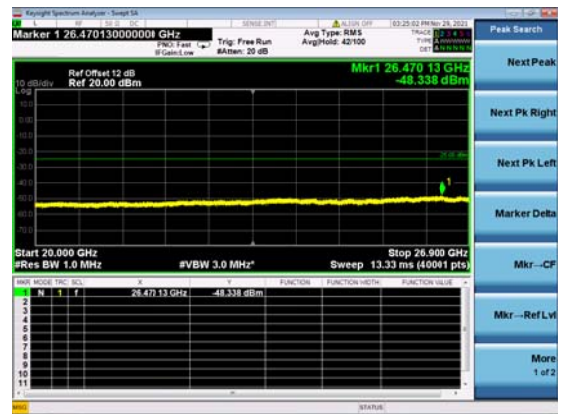
2A_N41(70M)_DFT-s-OFDM_BPSK_Edge_1R
B_Left_Low_CH



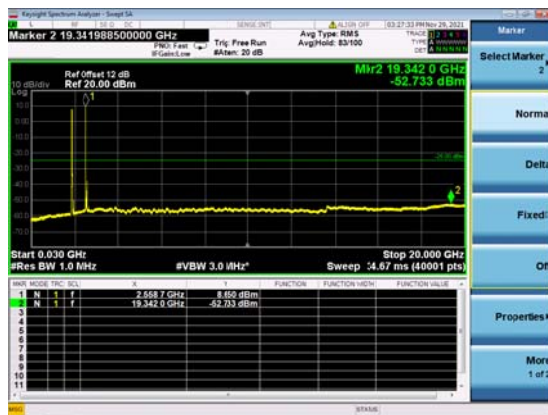
2A_N41(70M)_DFT-s-OFDM_QPSK_Edge_1R
B_Left_Low_CH



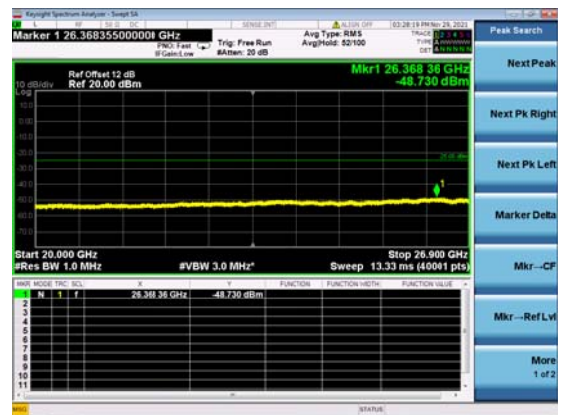
2A_N41(70M)_DFT-s-OFDM_QPSK_Edge_1R
B_Left_Low_CH



2A_N41(70M)_DFT-s-OFDM_BPSK_Edge_1R
B_Left_Mid_CH

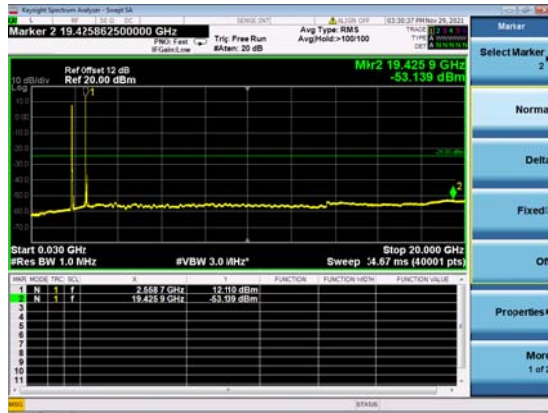


2A_N41(70M)_DFT-s-OFDM_BPSK_Edge_1R
B_Left_Mid_CH

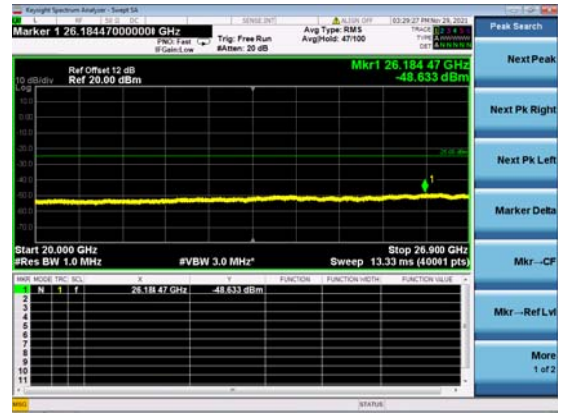




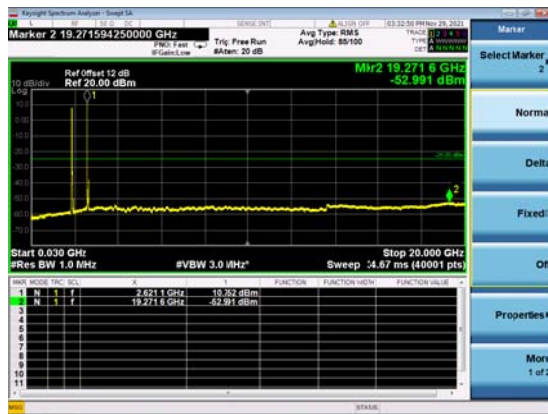
2A_N41(70M)_DFT-s-OFDM_QPSK_Edge_1R
B_Left_Mid_CH



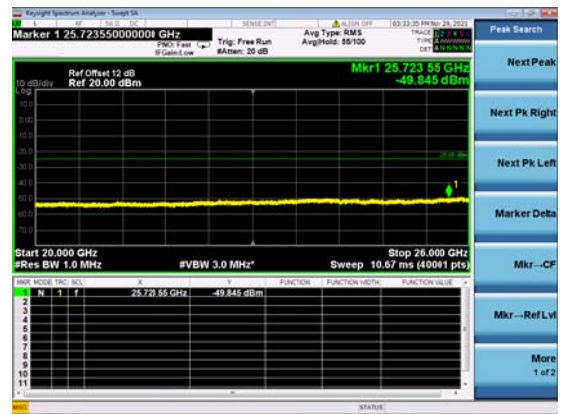
2A_N41(70M)_DFT-s-OFDM_QPSK_Edge_1R
B_Left_Mid_CH



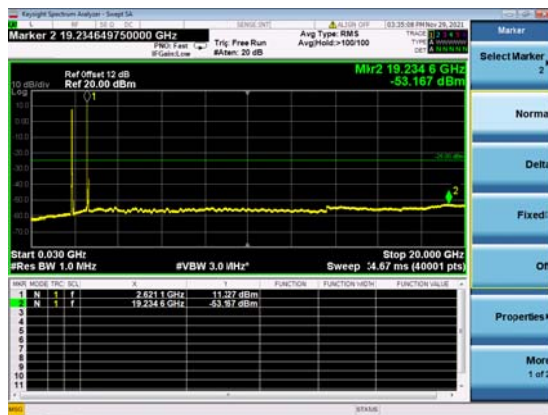
2A_N41(70M)_DFT-s-OFDM_BPSK_Edge_1R
B_Left_High_CH



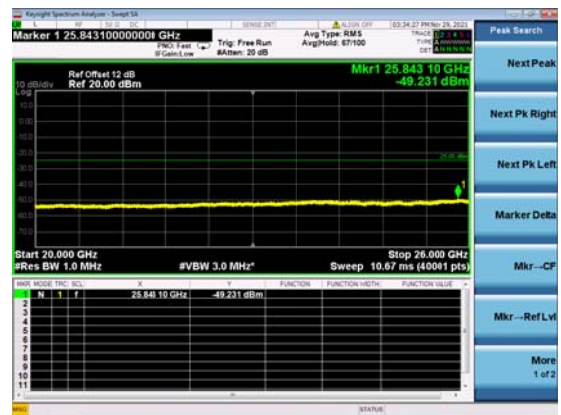
2A_N41(70M)_DFT-s-OFDM_BPSK_Edge_1R
B_Left_High_CH



2A_N41(70M)_DFT-s-OFDM_QPSK_Edge_1R
B_Left_High_CH

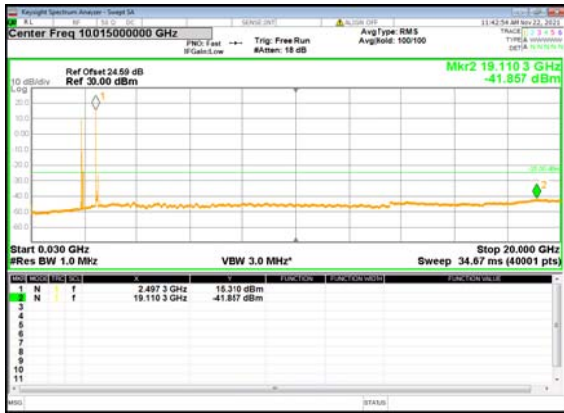


2A_N41(70M)_DFT-s-OFDM_QPSK_Edge_1R
B_Left_High_CH





B2_N41(80M)_DFT-s-OFDM_BPSK_Edge_1R
B_Left_Low_CH



B2_N41(80M)_DFT-s-OFDM_BPSK_Edge_1R
B_Left_Low_CH



B2_N41(80M)_DFT-s-OFDM_QPSK_Edge_1R
B_Left_Low_CH



B2_N41(80M)_DFT-s-OFDM_QPSK_Edge_1R
B_Left_Low_CH



B2_N41(80M)_DFT-s-OFDM_BPSK_Edge_1R
B_Left_Mid_CH



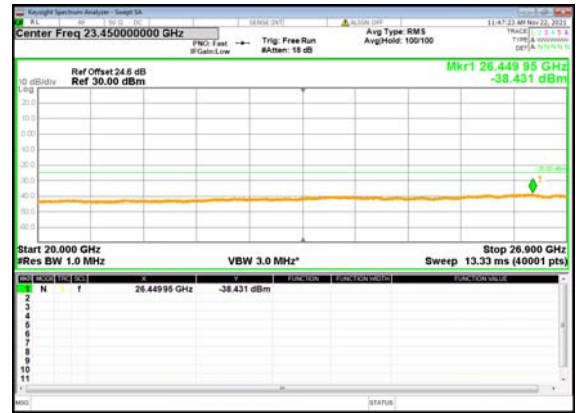
B2_N41(80M)_DFT-s-OFDM_BPSK_Edge_1R
B_Left_Mid_CH



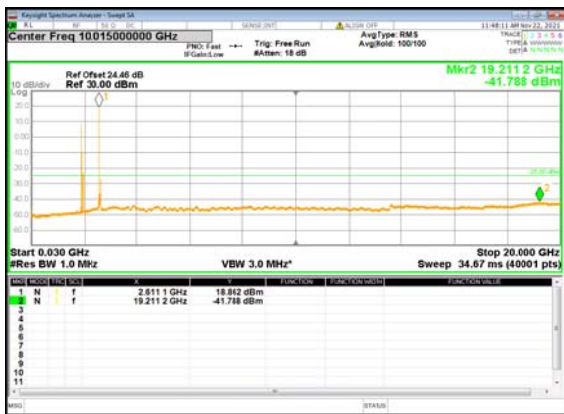
B2_N41(80M)_DFT-s-OFDM_QPSK_Edge_1R
B_Left_Mid_CH



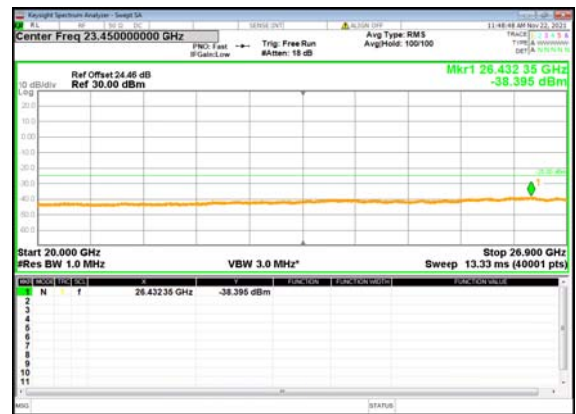
B2_N41(80M)_DFT-s-OFDM_QPSK_Edge_1R
B_Left_Mid_CH



B2_N41(80M)_DFT-s-OFDM_BPSK_Edge_1R
B_Left_High_CH



B2_N41(80M)_DFT-s-OFDM_BPSK_Edge_1R
B_Left_High_CH



B2_N41(80M)_DFT-s-OFDM_QPSK_Edge_1R
B_Left_High_CH

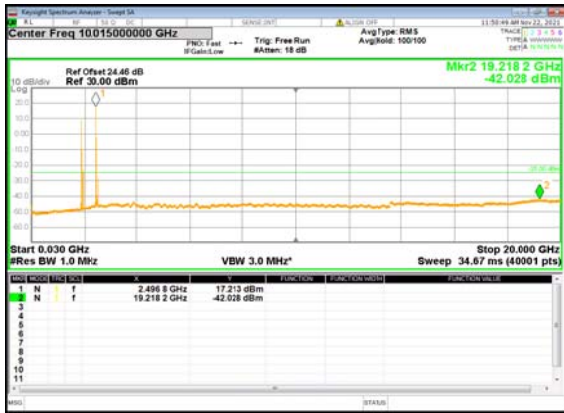


B2_N41(80M)_DFT-s-OFDM_QPSK_Edge_1R
B_Left_High_CH

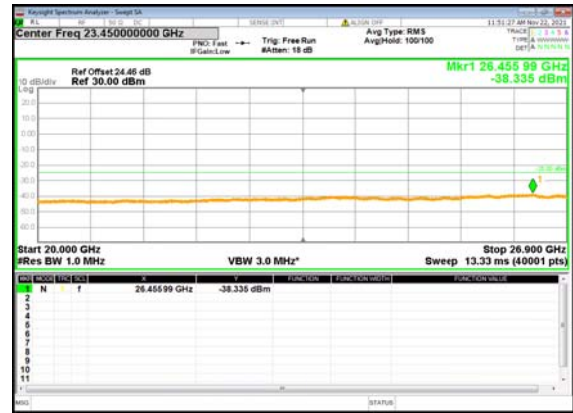




B2_N41(90M)_DFT-s-OFDM_BPSK_Edge_1R
B_Left_Low_CH



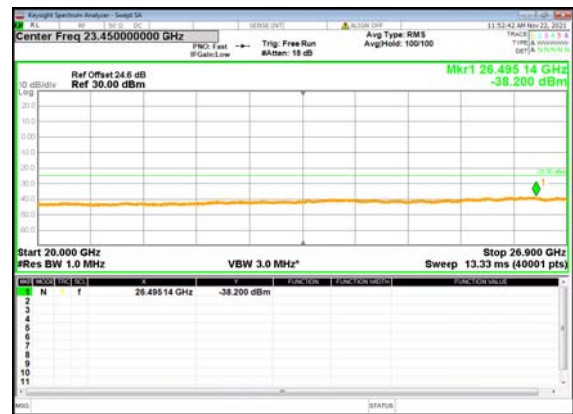
B2_N41(90M)_DFT-s-OFDM_BPSK_Edge_1R
B_Left_Low_CH



B2_N41(90M)_DFT-s-OFDM_QPSK_Edge_1R
B_Left_Low_CH



B2_N41(90M)_DFT-s-OFDM_QPSK_Edge_1R
B_Left_Low_CH



B2_N41(90M)_DFT-s-OFDM_BPSK_Edge_1R
B_Left_Mid_CH

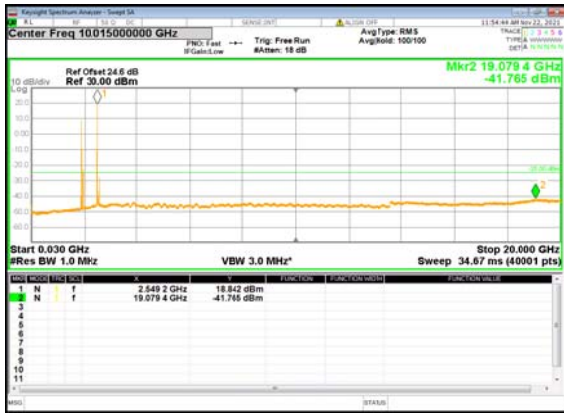


B2_N41(90M)_DFT-s-OFDM_BPSK_Edge_1R
B_Left_Mid_CH





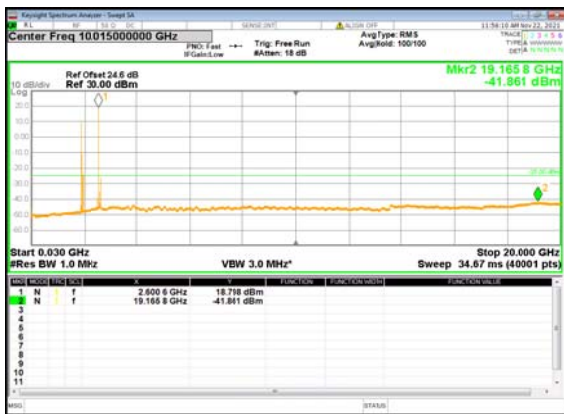
B2_N41(90M)_DFT-s-OFDM_QPSK_Edge_1R
B_Left_Mid_CH



B2_N41(90M)_DFT-s-OFDM_QPSK_Edge_1R
B_Left_Mid_CH



B2_N41(90M)_DFT-s-OFDM_BPSK_Edge_1R
B_Left_High_CH



B2_N41(90M)_DFT-s-OFDM_BPSK_Edge_1R
B_Left_High_CH



B2_N41(90M)_DFT-s-OFDM_QPSK_Edge_1R
B_Left_High_CH

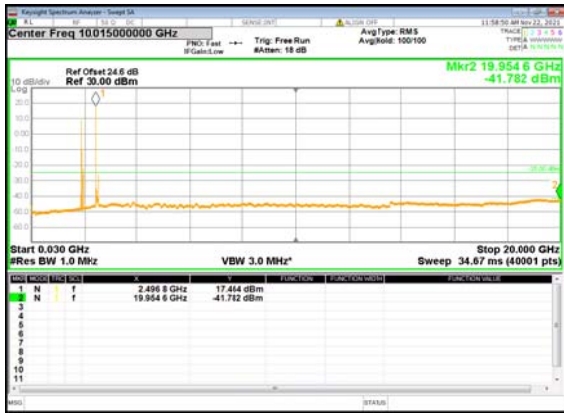


B2_N41(90M)_DFT-s-OFDM_QPSK_Edge_1R
B_Left_High_CH

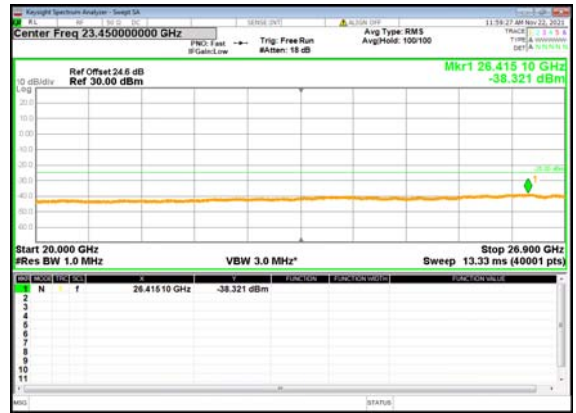




B2_N41(100M)_DFT-s-OFDM_BPSK_Edge_1
RB_Left_Low_CH



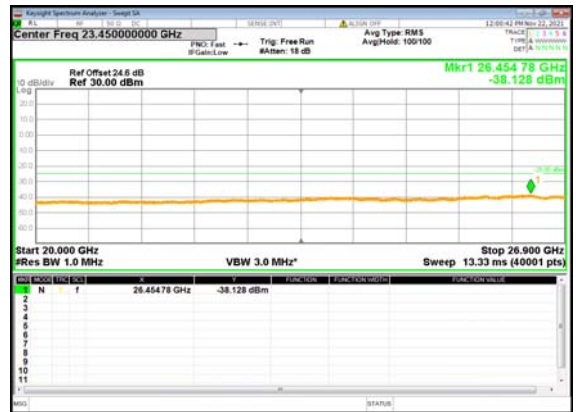
B2_N41(100M)_DFT-s-OFDM_BPSK_Edge_1
RB_Left_Low_CH



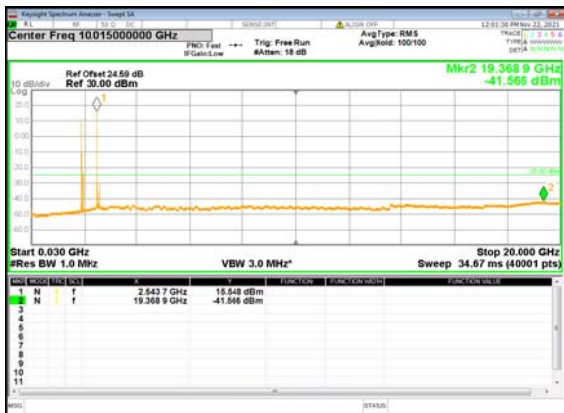
B2_N41(100M)_DFT-s-OFDM_QPSK_Edge_1
RB_Left_Low_CH



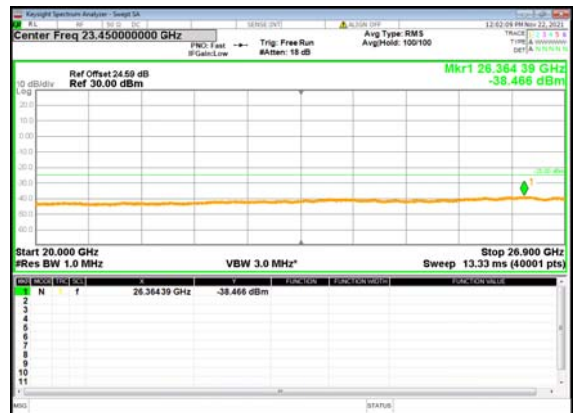
B2_N41(100M)_DFT-s-OFDM_QPSK_Edge_1
RB_Left_Low_CH



B2_N41(100M)_DFT-s-OFDM_BPSK_Edge_1
RB_Left_Mid_CH

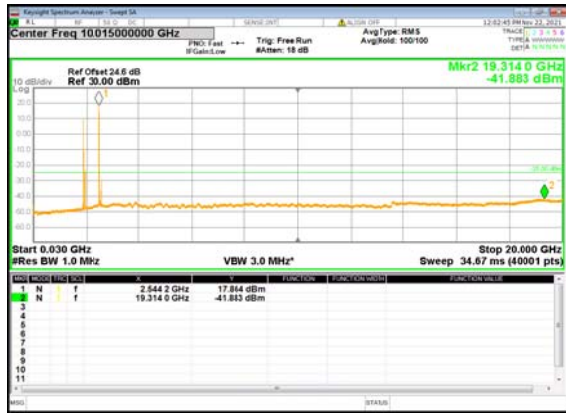


B2_N41(100M)_DFT-s-OFDM_BPSK_Edge_1
RB_Left_Mid_CH





B2_N41(100M)_DFT-s-OFDM_QPSK_Edge_1
RB_Left_Mid_CH



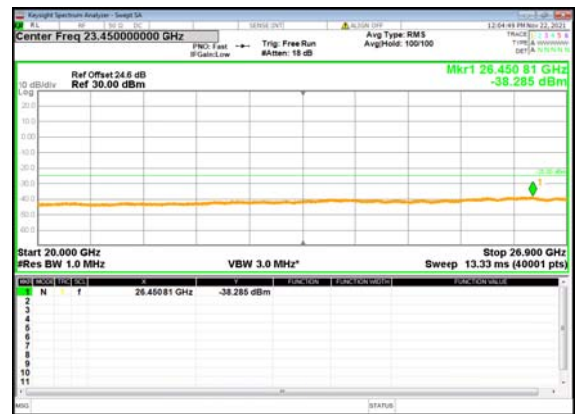
B2_N41(100M)_DFT-s-OFDM_QPSK_Edge_1
RB_Left_Mid_CH



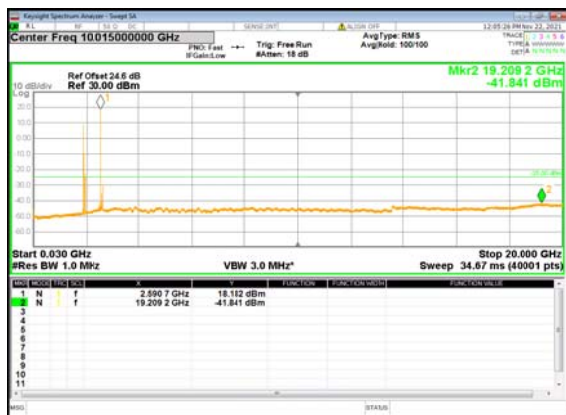
B2_N41(100M)_DFT-s-OFDM_BPSK_Edge_1
RB_Left_High_CH



B2_N41(100M)_DFT-s-OFDM_BPSK_Edge_1
RB_Left_High_CH



B2_N41(100M)_DFT-s-OFDM_QPSK_Edge_1
RB_Left_High_CH



B2_N41(100M)_DFT-s-OFDM_QPSK_Edge_1
RB_Left_High_CH





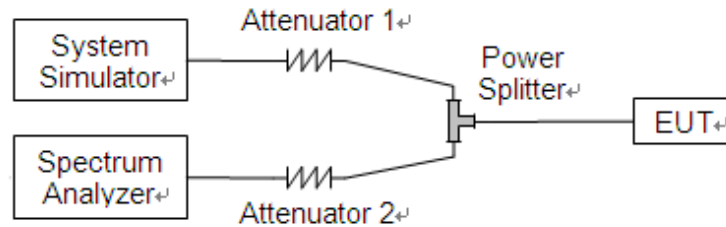
2.5. Band Edge

2.5.1. Requirement

According to FCC section 2.1051, the power of any emission outside of the authorized operating frequency ranges must be attenuated below the transmitting power (P) by a factor of at least $43 + 10 \log(P)$ dB.

According to FCC section 27.53(m)(4) for N41, for mobile digital stations, the attenuation factor shall be not less than $40 + 10 \log(P)$ dB on all frequencies between the channel edge and 5 megahertz from the channel edge, $43 + 10 \log(P)$ dB on all frequencies between 5 megahertz and X megahertz from the channel edge, and $55 + 10 \log(P)$ dB on all frequencies more than X megahertz from the channel edge, where X is the greater of 6 megahertz or the actual emission bandwidth as defined in paragraph (m)(6) of this section. In addition, the attenuation factor shall not be less than $43 + 10 \log(P)$ dB on all frequencies between 2490.5 MHz and 2496 MHz and $55 + 10 \log(P)$ dB at or below 2490.5 MHz. Mobile Satellite Service licensees operating on frequencies below 2495 MHz may also submit a documented interference complaint against BRS licensees operating on channel BRS Channel 1 on the same terms and conditions as adjacent channel BRS or EBS licensees.

2.5.2. Test Description



The EUT is coupled to the Spectrum Analyzer (SA) and the System Simulator (SS) with Attenuators through the Power Splitter; the RF load attached to the EUT antenna terminal is 50Ohm; the path loss as the factor is calibrated to correct the reading. The EUT is commanded by the SS to operate at the maximum output power. A call is established between the EUT and the SS.

2.5.3. Test procedure

KDB 971168 D01v03 Section 6.0 and ANSI/TIA-603-E-2016.



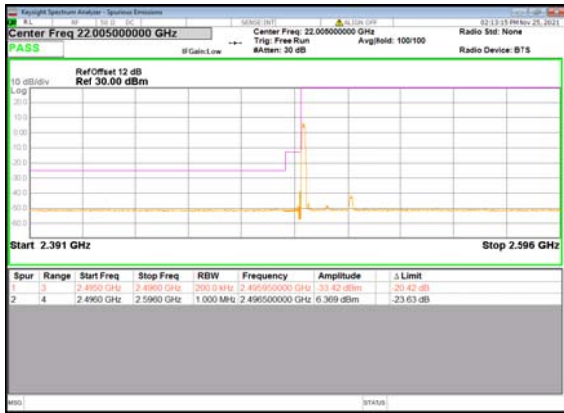
REPORT No.: SZ21100183W02

2.5.4. Test Result

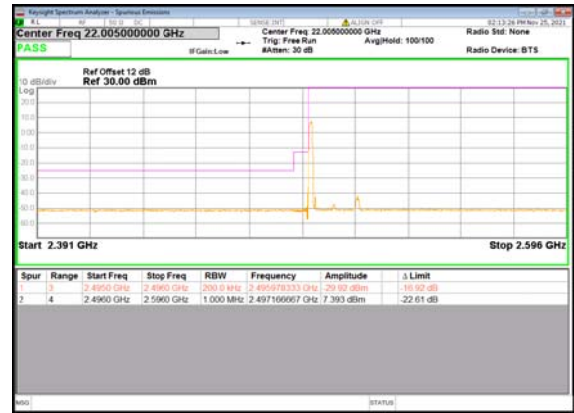
The center frequency of spectrum is the band edge frequency and span is 2MHz, Record the max trace into the test report.



B2_N41(20M)_DFT-s-OFDM_BPSK_Edge_1R
B_Left_Low_CH



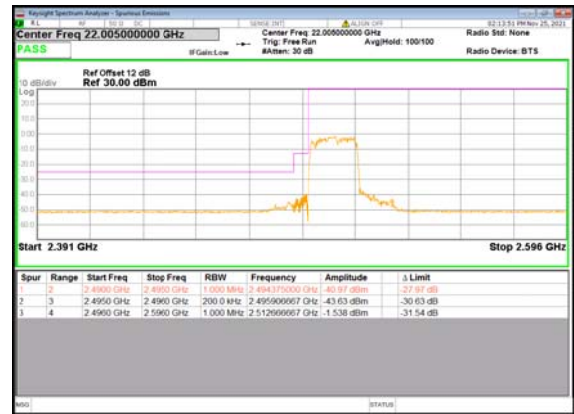
B2_N41(20M)_DFT-s-OFDM_QPSK_Edge_1R
B_Left_Low_CH



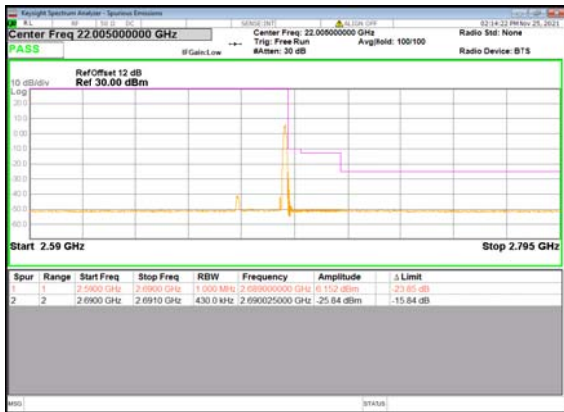
B2_N41(20M)_DFT-s-OFDM_BPSK_Outer_Ful
I_Low_CH



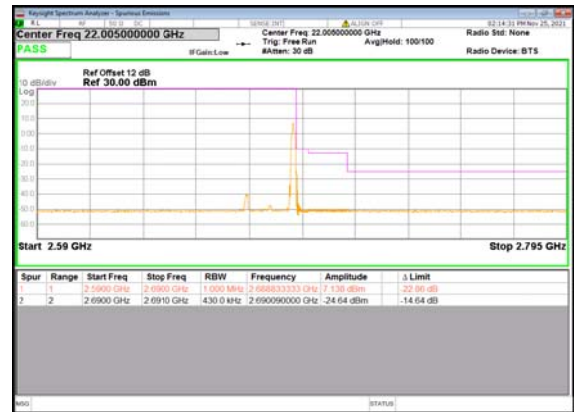
B2_N41(20M)_DFT-s-OFDM_QPSK_Outer_Ful
I_Low_CH



B2_N41(20M)_DFT-s-OFDM_BPSK_Edge_1R
B_Right_High_CH



B2_N41(20M)_DFT-s-OFDM_QPSK_Edge_1R
B_Right_High_CH

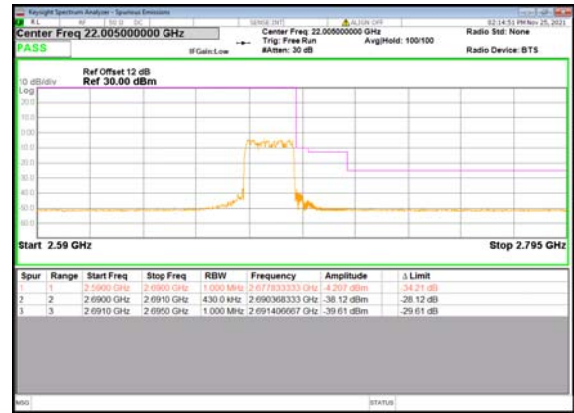




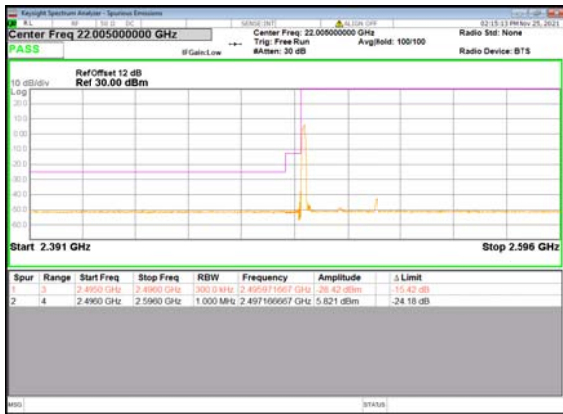
B2_N41(20M)_DFT-s-OFDM_BPSK_Outer_Ful
I_High_CH



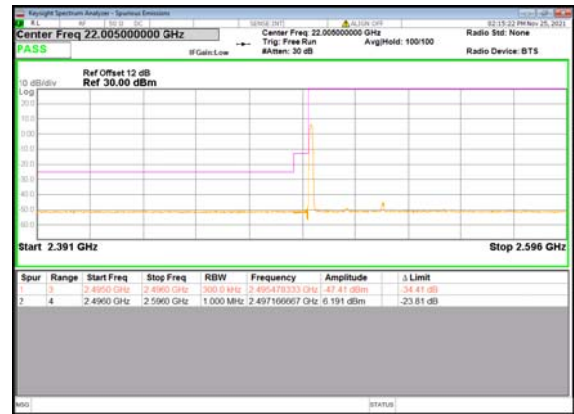
B2_N41(20M)_DFT-s-OFDM_QPSK_Outer_Ful
I_High_CH



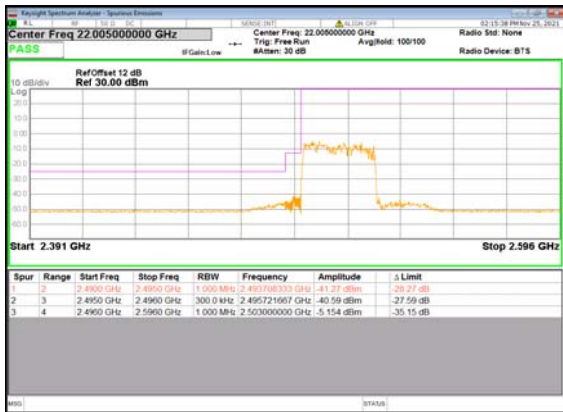
B2_N41(30M)_DFT-s-OFDM_BPSK_Edge_1R
B_Left_Low_CH



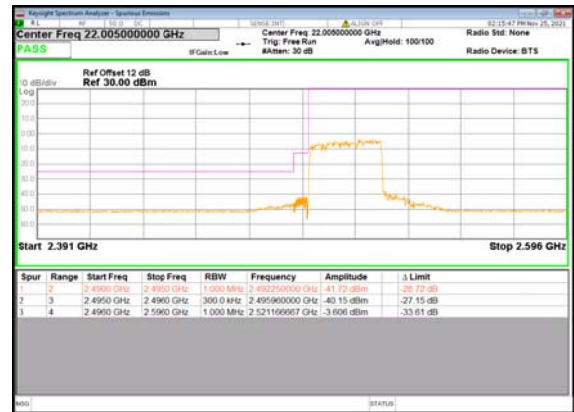
B2_N41(30M)_DFT-s-OFDM_QPSK_Edge_1R
B_Left_Low_CH



B2_N41(30M)_DFT-s-OFDM_BPSK_Outer_Ful
I_Low_CH

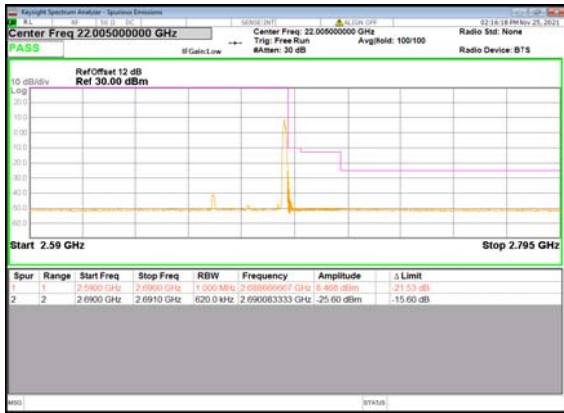


B2_N41(30M)_DFT-s-OFDM_QPSK_Outer_Ful
I_Low_CH

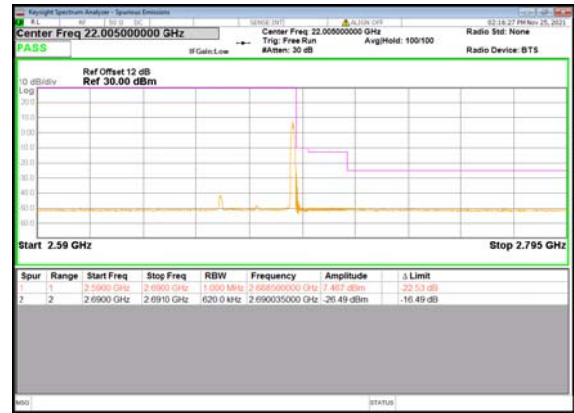




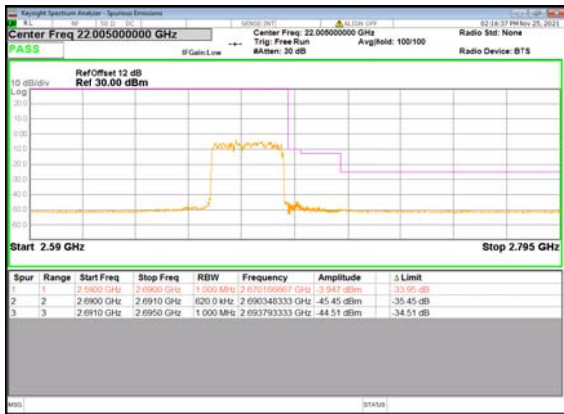
B2_N41(30M)_DFT-s-OFDM_BPSK_Edge_1R
B_Right_High_CH



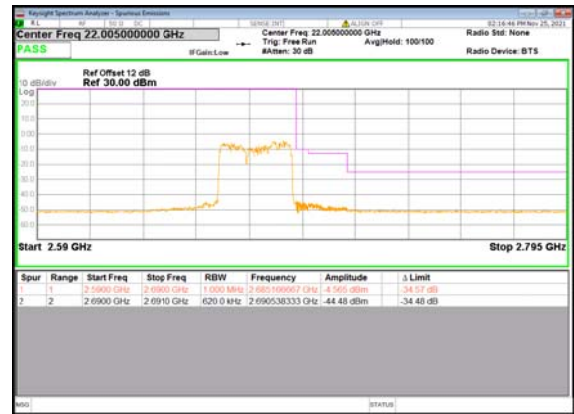
B2_N41(30M)_DFT-s-OFDM_QPSK_Edge_1R
B_Right_High_CH



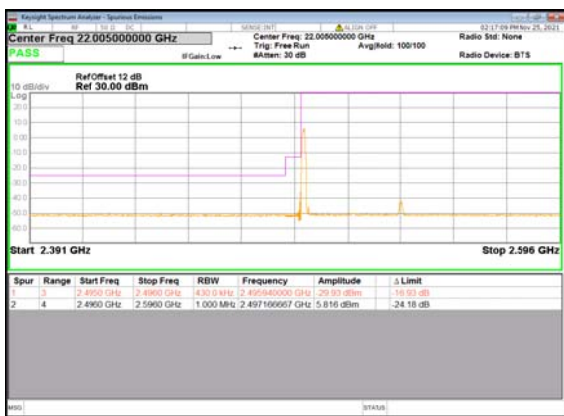
B2_N41(30M)_DFT-s-OFDM_BPSK_Outer_Ful
I_High_CH



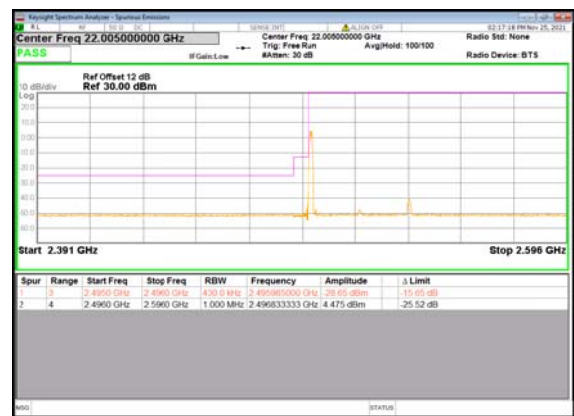
B2_N41(30M)_DFT-s-OFDM_QPSK_Outer_Ful
I_High_CH



B2_N41(40M)_DFT-s-OFDM_BPSK_Edge_1R
B_Left_Low_CH

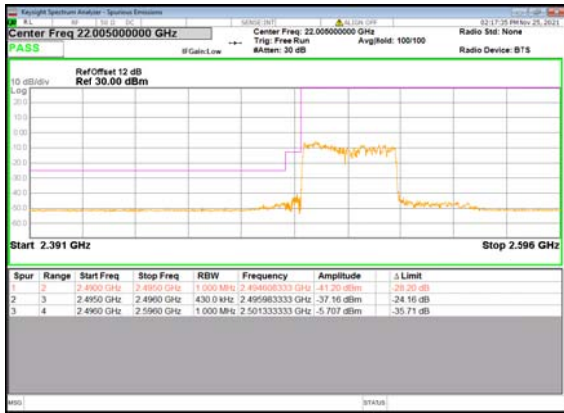


B2_N41(40M)_DFT-s-OFDM_QPSK_Edge_1R
B_Left_Low_CH

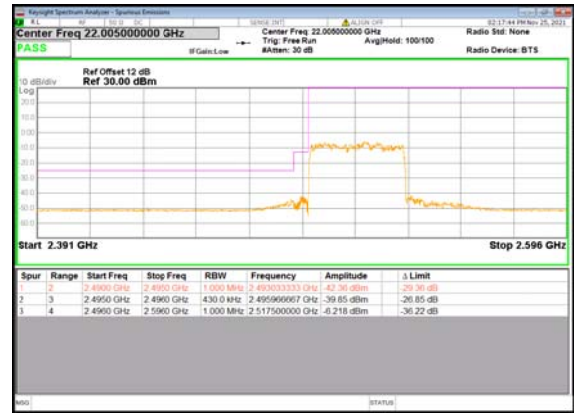




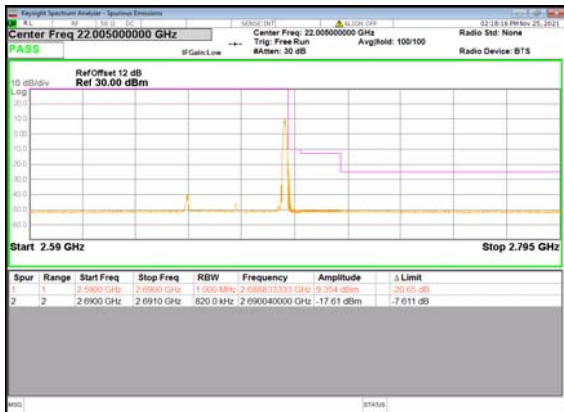
B2_N41(40M)_DFT-s-OFDM_BPSK_Outer_Ful
I_Low_CH



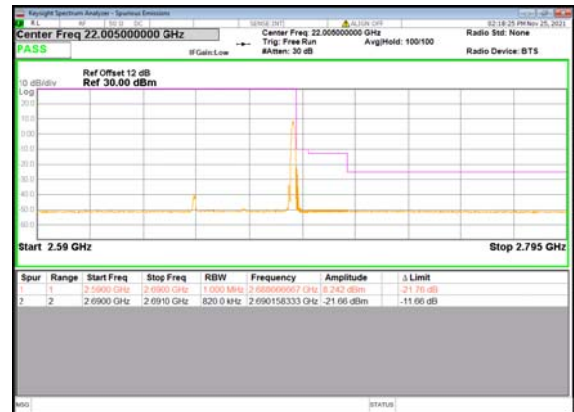
B2_N41(40M)_DFT-s-OFDM_QPSK_Outer_Ful
I_Low_CH



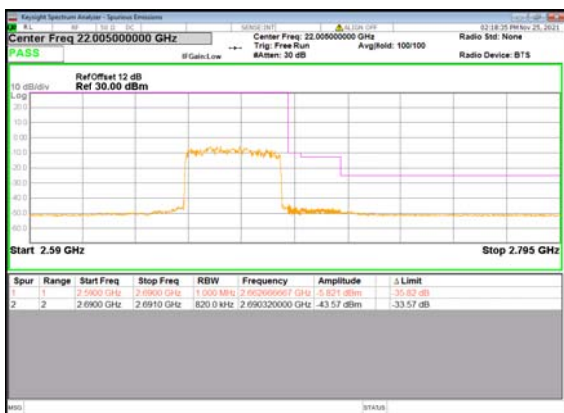
B2_N41(40M)_DFT-s-OFDM_BPSK_Edge_1R
B_Right_High_CH



B2_N41(40M)_DFT-s-OFDM_QPSK_Edge_1R
B_Right_High_CH



B2_N41(40M)_DFT-s-OFDM_BPSK_Outer_Ful
I_High_CH

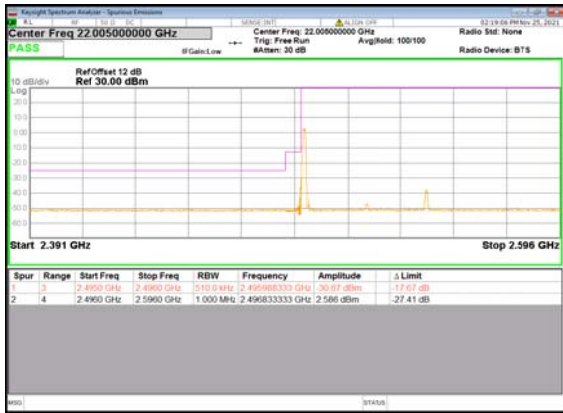


B2_N41(40M)_DFT-s-OFDM_QPSK_Outer_Ful
I_High_CH

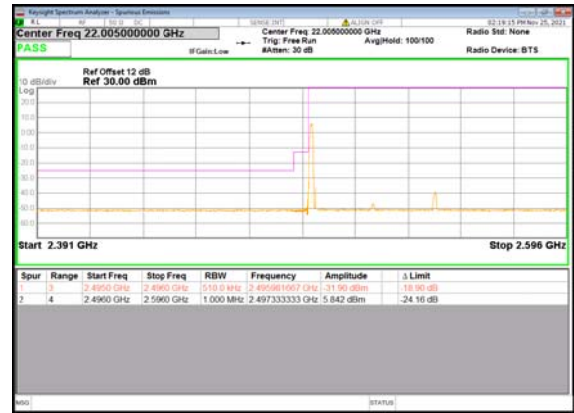




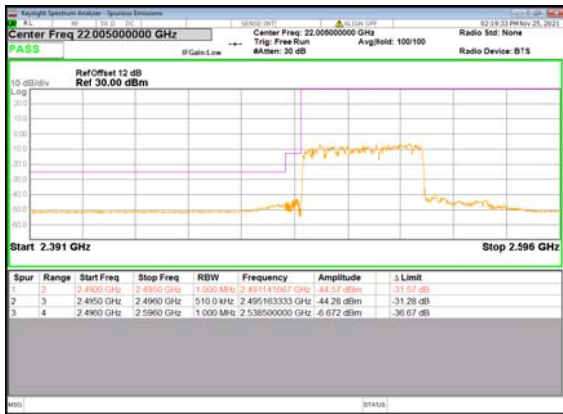
B2_N41(50M)_DFT-s-OFDM_BPSK_Edge_1R
B_Left_Low_CH



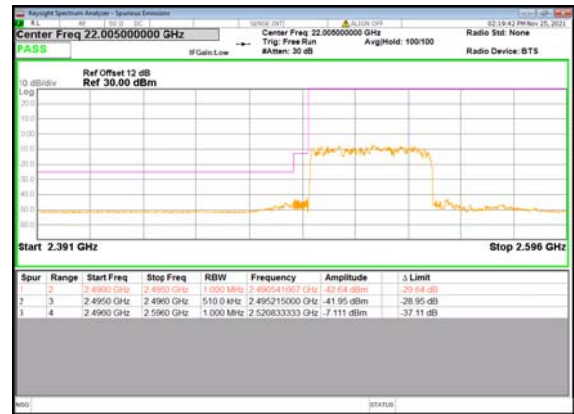
B2_N41(50M)_DFT-s-OFDM_QPSK_Edge_1R
B_Left_Low_CH



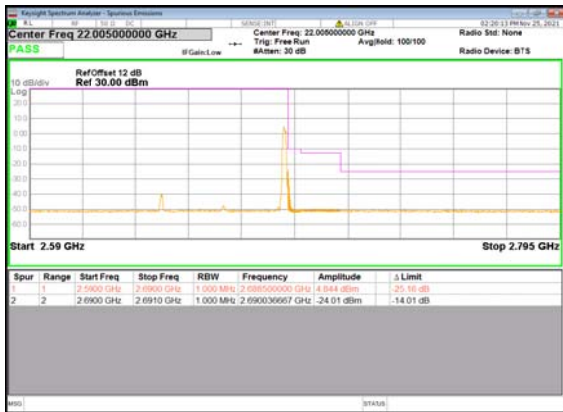
B2_N41(50M)_DFT-s-OFDM_BPSK_Outer_Ful
I_Low_CH



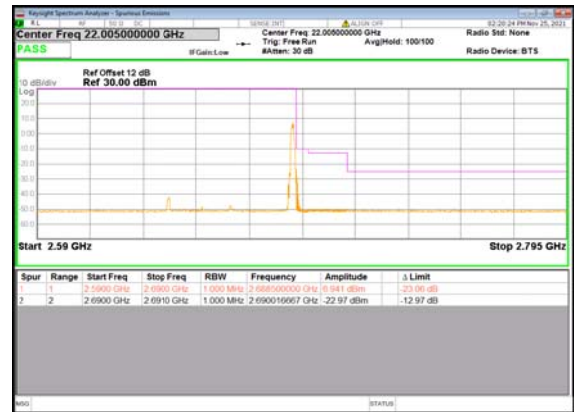
B2_N41(50M)_DFT-s-OFDM_QPSK_Outer_Ful
I_Low_CH



B2_N41(50M)_DFT-s-OFDM_BPSK_Edge_1R
B_Right_High_CH

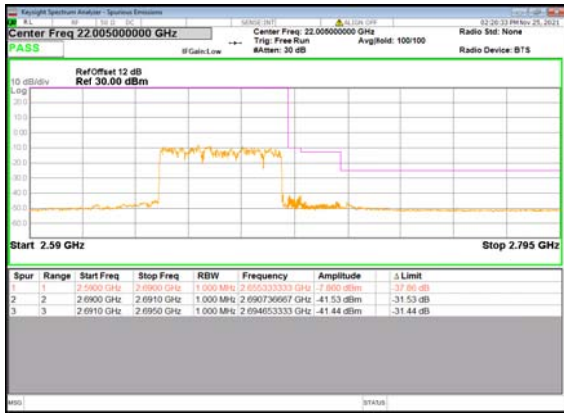


B2_N41(50M)_DFT-s-OFDM_QPSK_Edge_1R
B_Right_High_CH

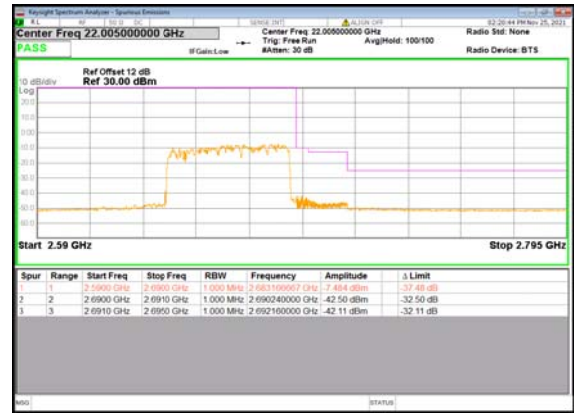




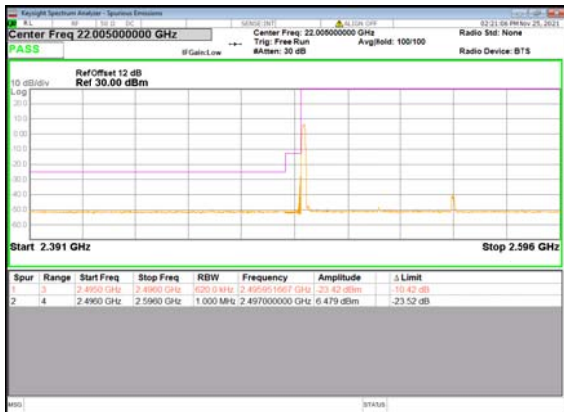
B2_N41(50M)_DFT-s-OFDM_BPSK_Outer_Ful
I_High_CH



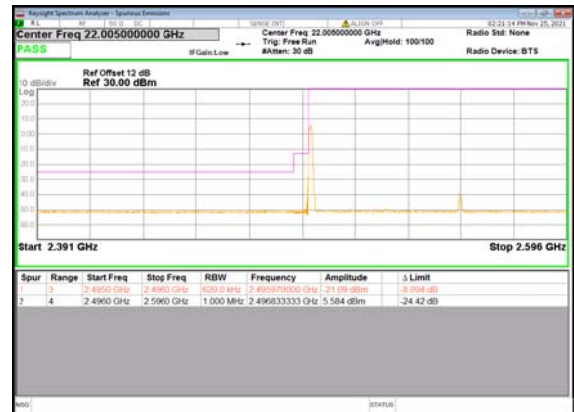
B2_N41(50M)_DFT-s-OFDM_QPSK_Outer_Ful
I_High_CH



B2_N41(60M)_DFT-s-OFDM_BPSK_Edge_1R
B_Left_Low_CH



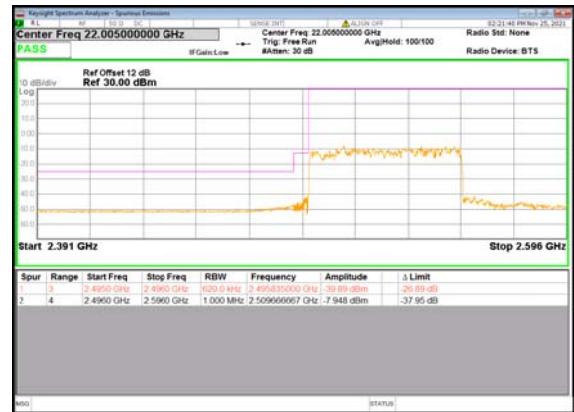
B2_N41(60M)_DFT-s-OFDM_QPSK_Edge_1R
B_Left_Low_CH



B2_N41(60M)_DFT-s-OFDM_BPSK_Outer_Ful
I_Low_CH

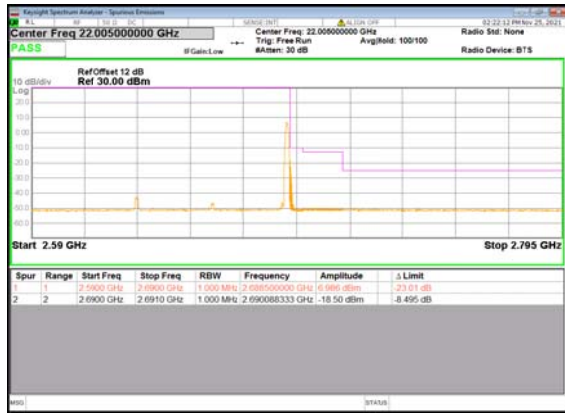


B2_N41(60M)_DFT-s-OFDM_QPSK_Outer_Ful
I_Low_CH

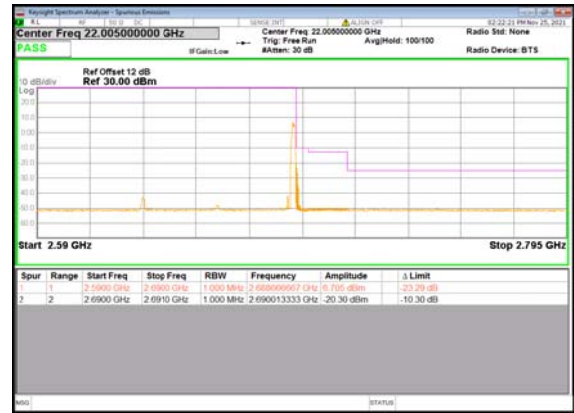




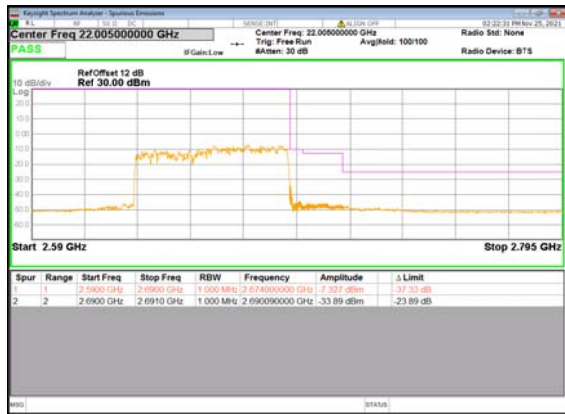
B2_N41(60M)_DFT-s-OFDM_BPSK_Edge_1R
B_Right_High_CH



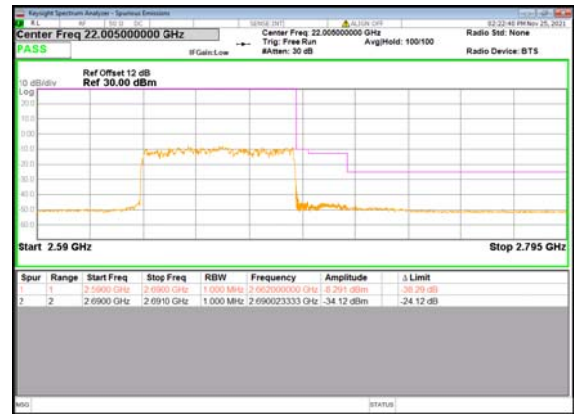
B2_N41(60M)_DFT-s-OFDM_QPSK_Edge_1R
B_Right_High_CH



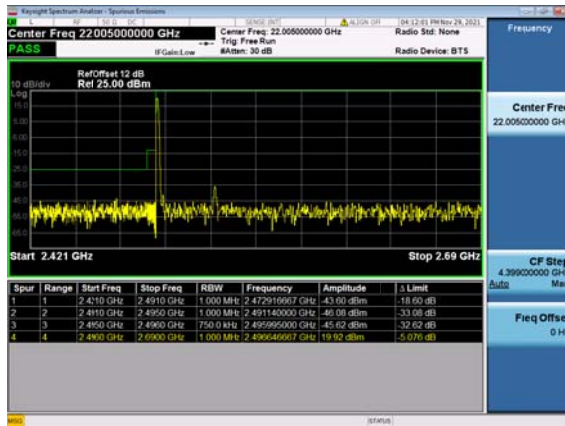
B2_N41(60M)_DFT-s-OFDM_BPSK_Outer_Ful
I_High_CH



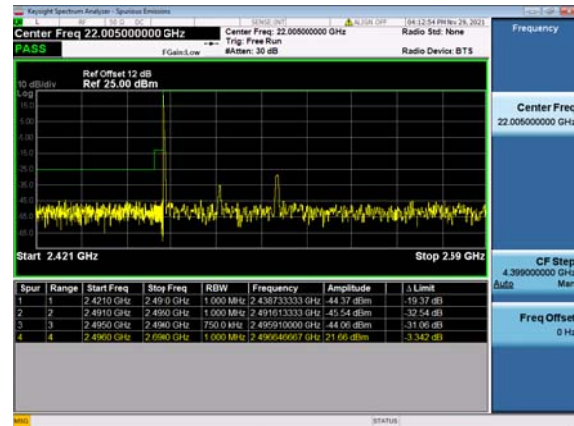
B2_N41(60M)_DFT-s-OFDM_QPSK_Outer_Ful
I_High_CH



2A_N41(70M)_DFT-s-OFDM_BPSK_Edge_1R
B_Left_Low_CH

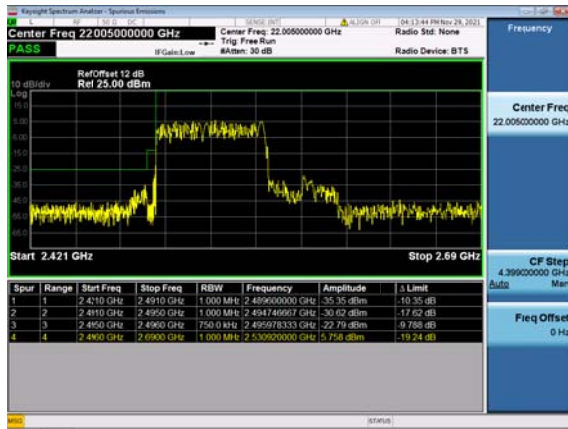


2A_N41(70M)_DFT-s-OFDM_QPSK_Edge_1R
B_Left_Low_CH

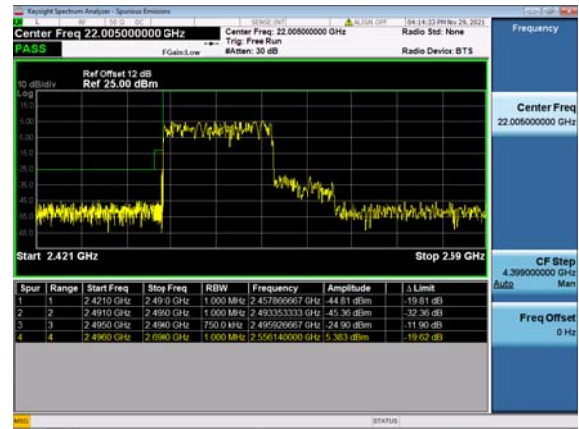




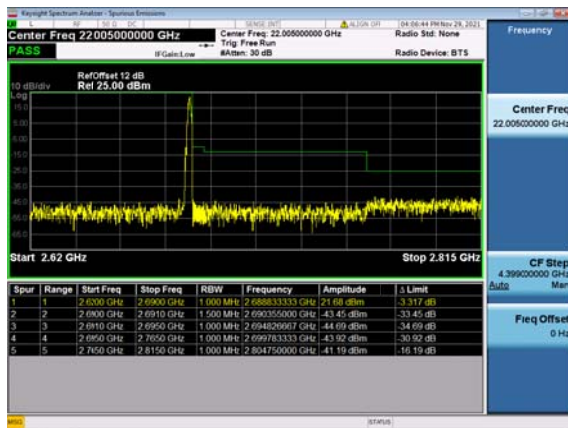
2A_N41(70M)_DFT-s-OFDM_BPSK_Outer_Ful
I_Low_CH



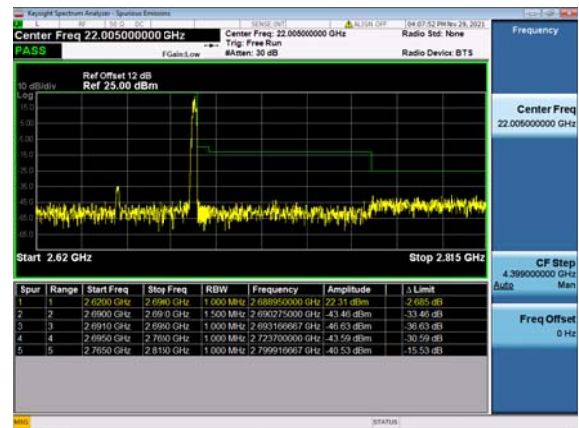
2A_N41(70M)_DFT-s-OFDM_QPSK_Outer_Ful
I_Low_CH



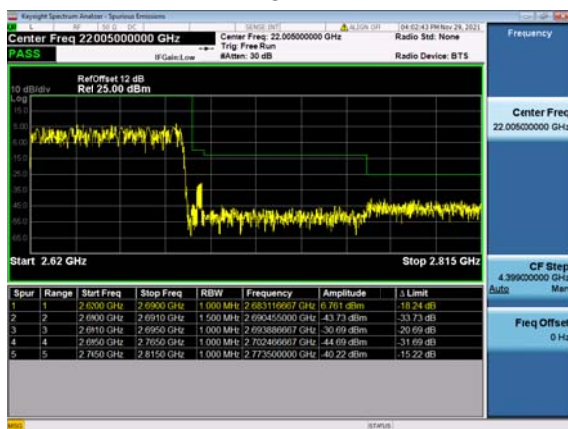
2A_N41(70M)_DFT-s-OFDM_BPSK_Edge_1R
B_Right_High_CH



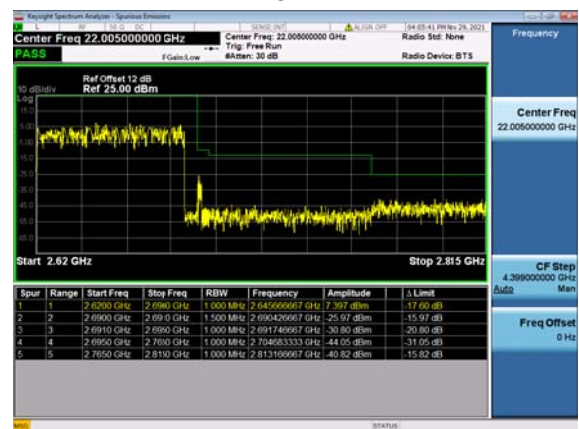
2A_N41(70M)_DFT-s-OFDM_QPSK_Edge_1R
B_Right_High_CH



2A_N41(70M)_DFT-s-OFDM_BPSK_Outer_Ful
I_High_CH

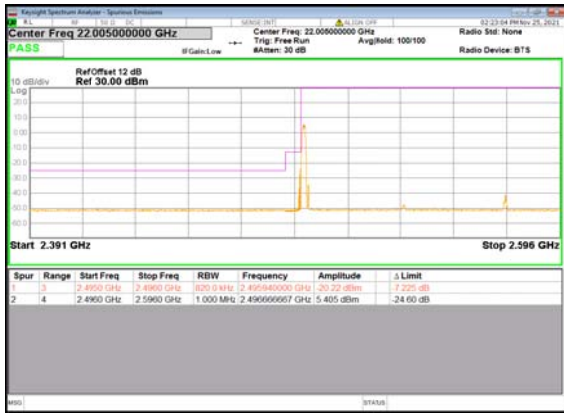


2A_N41(70M)_DFT-s-OFDM_QPSK_Outer_Ful
I_High_CH

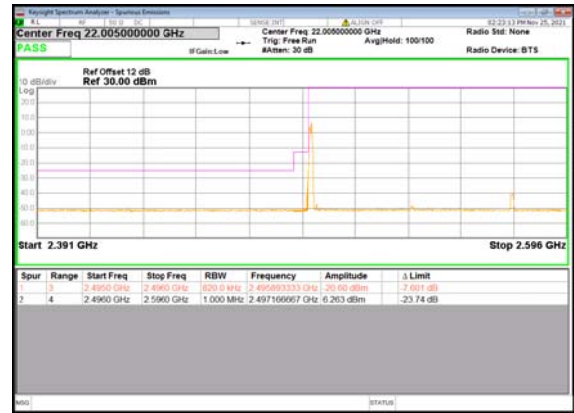




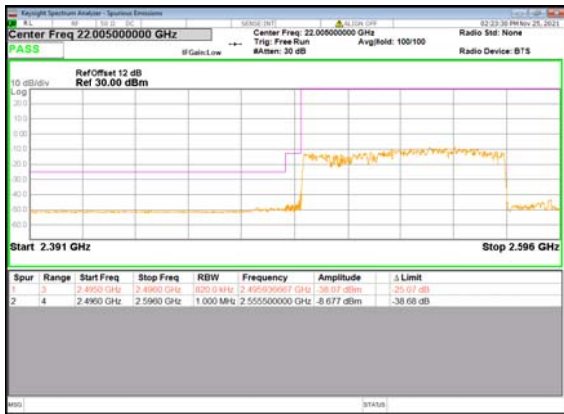
B2_N41(80M)_DFT-s-OFDM_BPSK_Edge_1R
B_Left_Low_CH



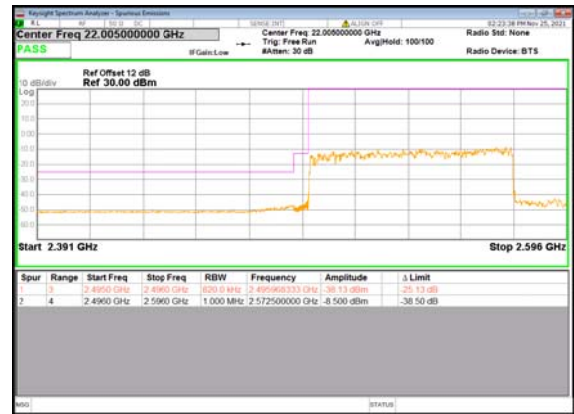
B2_N41(80M)_DFT-s-OFDM_QPSK_Edge_1R
B_Left_Low_CH



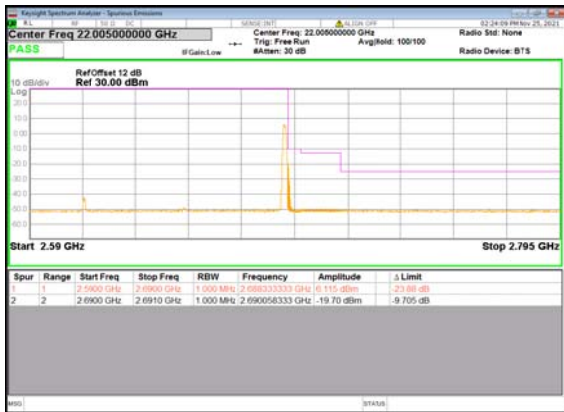
B2_N41(80M)_DFT-s-OFDM_BPSK_Outer_Ful
I_Low_CH



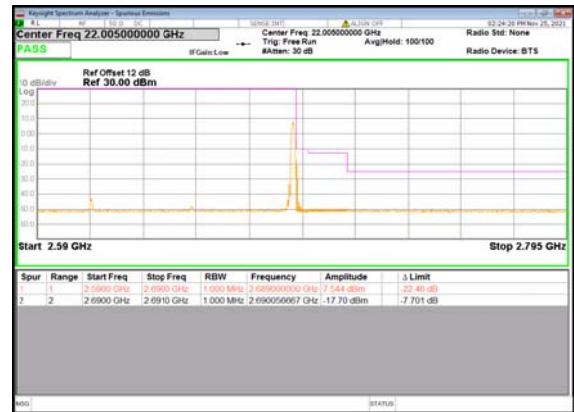
B2_N41(80M)_DFT-s-OFDM_QPSK_Outer_Ful
I_Low_CH



B2_N41(80M)_DFT-s-OFDM_BPSK_Edge_1R
B_Right_High_CH

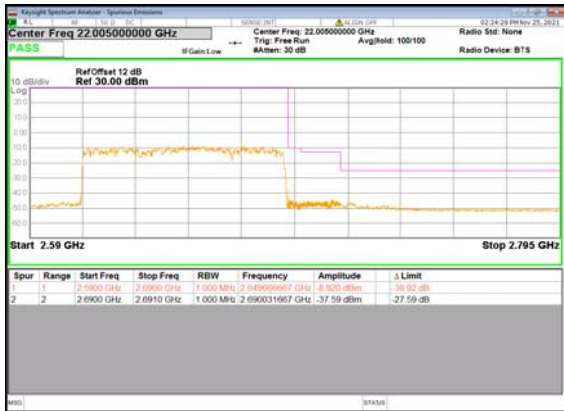


B2_N41(80M)_DFT-s-OFDM_QPSK_Edge_1R
B_Right_High_CH

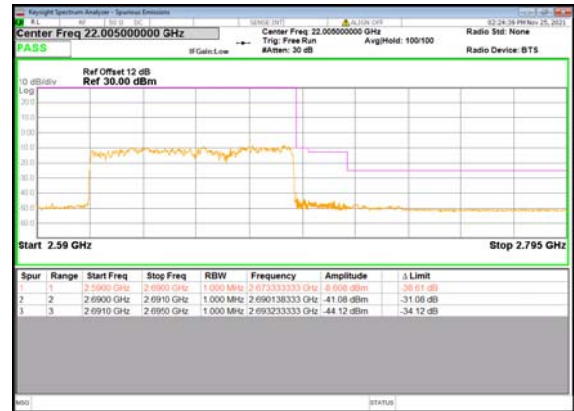




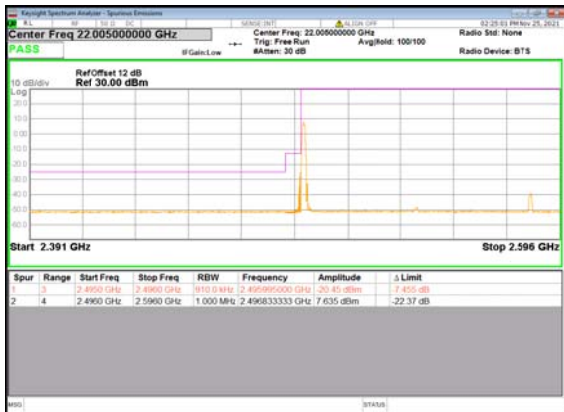
B2_N41(80M)_DFT-s-OFDM_BPSK_Outer_Ful
I_High_CH



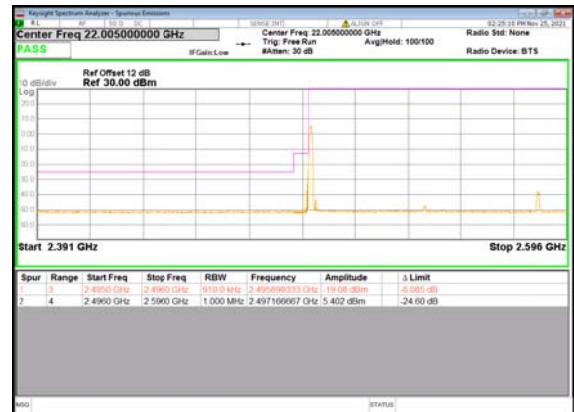
B2_N41(80M)_DFT-s-OFDM_QPSK_Outer_Ful
I_High_CH



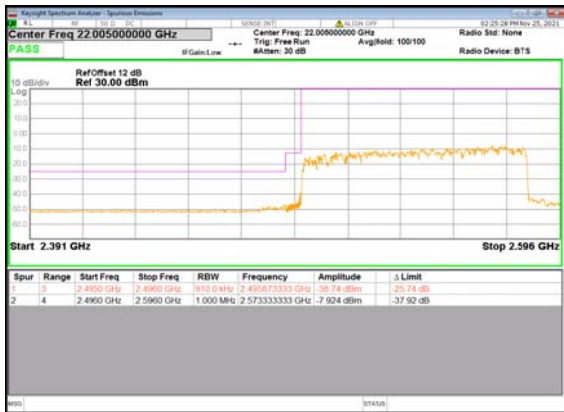
B2_N41(90M)_DFT-s-OFDM_BPSK_Edge_1R
B_Left_Low_CH



B2_N41(90M)_DFT-s-OFDM_QPSK_Edge_1R
B_Left_Low_CH



B2_N41(90M)_DFT-s-OFDM_BPSK_Outer_Ful
I_Low_CH



B2_N41(90M)_DFT-s-OFDM_QPSK_Outer_Ful
I_Low_CH

