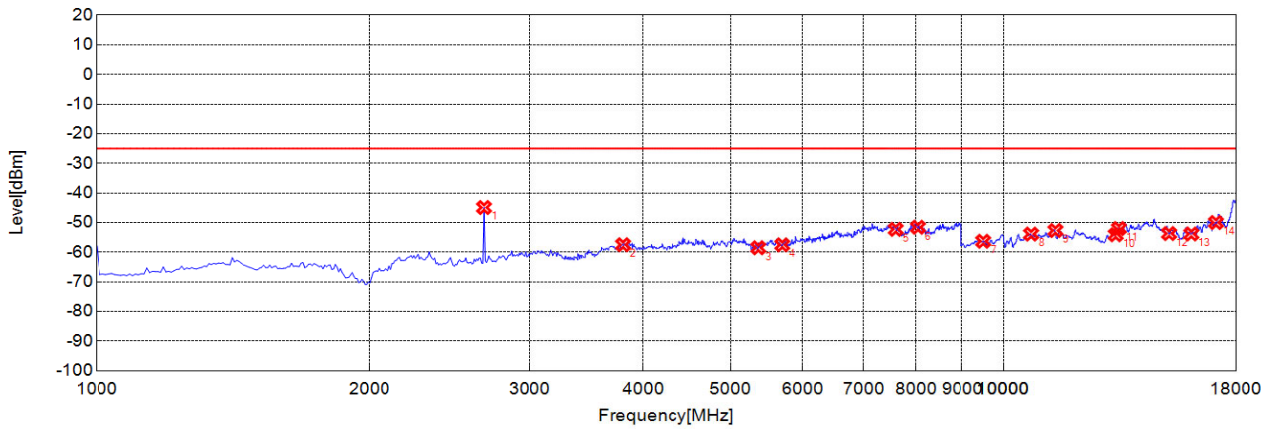


Test Graph



○ Final Test

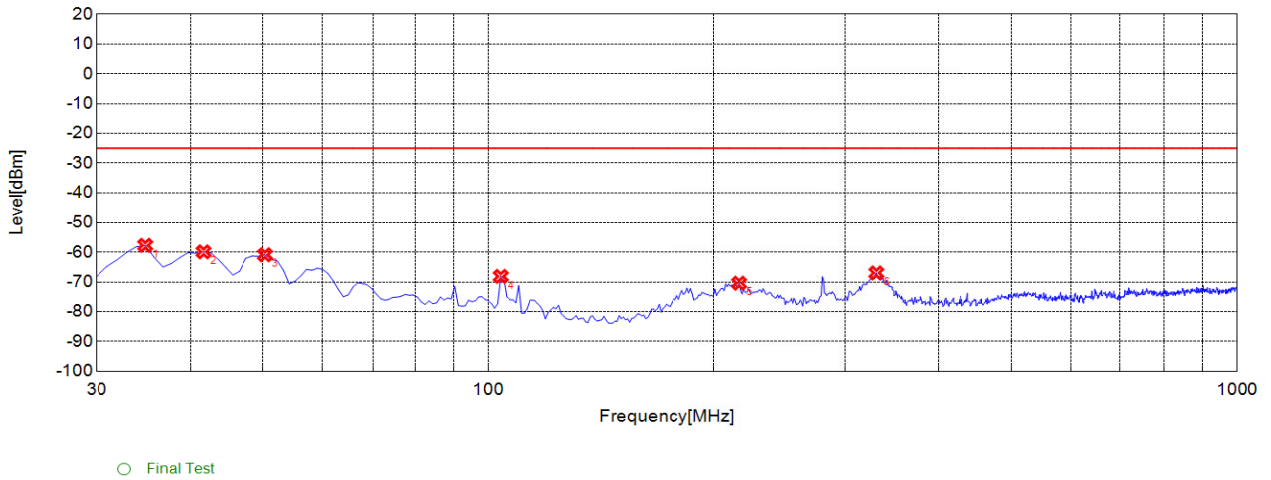
CH 535998 20M CP-OFDM QPSK 1RB\_Right SCS 30KHz 1-18G V

Suspected List

| NO. | Freq. [MHz] | Level [dBm] | Limit [dBm] | Margin [dB] | Factor [dB] | Path [dB] | Air [dB] | Angle [°] | EUT Pol. | Ant. Pol. |
|-----|-------------|-------------|-------------|-------------|-------------|-----------|----------|-----------|----------|-----------|
| 1   | 2673.6740   | -44.92      | -25.00      | 19.92       | -10.39      | -47.36    | 36.97    |           |          | NA        |
| 2   | 3802.8030   | -57.48      | -25.00      | 32.48       | -6.94       | -46.01    | 39.07    |           |          | Vertical  |
| 3   | 5364.3640   | -58.51      | -25.00      | 33.51       | -2.73       | -43.02    | 40.29    |           |          | Vertical  |
| 4   | 5700.7010   | -57.51      | -25.00      | 32.51       | -2.07       | -42.74    | 40.67    |           |          | Vertical  |
| 5   | 7598.5990   | -52.29      | -25.00      | 27.29       | 7.40        | -37.78    | 45.18    |           |          | Vertical  |
| 6   | 8039.0390   | -51.59      | -25.00      | 26.59       | 8.09        | -37.88    | 45.97    |           |          | Vertical  |
| 7   | 9504.5050   | -56.31      | -25.00      | 31.31       | 11.05       | -37.36    | 48.41    |           |          | Vertical  |
| 8   | 10720.7210  | -53.89      | -25.00      | 28.89       | 14.07       | -34.72    | 48.79    |           |          | Vertical  |
| 9   | 11396.3960  | -52.69      | -25.00      | 27.69       | 15.98       | -33.33    | 49.31    |           |          | Vertical  |
| 10  | 13297.2970  | -54.13      | -25.00      | 29.13       | 19.98       | -29.20    | 49.18    |           |          | Vertical  |
| 11  | 13405.4050  | -52.02      | -25.00      | 27.02       | 21.13       | -28.60    | 49.73    |           |          | Vertical  |
| 12  | 15207.2070  | -53.71      | -25.00      | 28.71       | 19.74       | -29.35    | 49.09    |           |          | Vertical  |
| 13  | 16081.0810  | -53.86      | -25.00      | 28.86       | 21.08       | -27.52    | 48.60    |           |          | Vertical  |
| 14  | 17108.1080  | -49.99      | -25.00      | 24.99       | 23.11       | -27.49    | 50.60    |           |          | Vertical  |



Test Graph



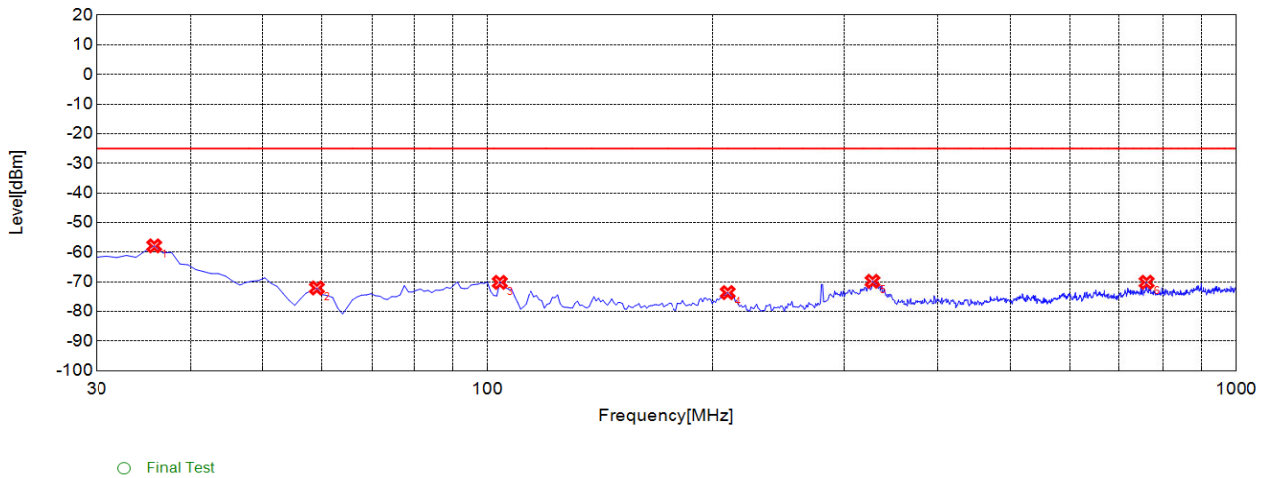
CH 535998 20M CP-OFDM QPSK 1RB\_Right SCS 30KHz 30M-1G H

Suspected List

| NO. | Freq. [MHz] | Level [dBm] | Limit [dBm] | Margin [dB] | Factor [dB] | Path [dB] | Air [dB] | Angle [°] | EUT Pol. | Ant. Pol.  |
|-----|-------------|-------------|-------------|-------------|-------------|-----------|----------|-----------|----------|------------|
| 1   | 34.8550     | -57.67      | -25.00      | 32.67       | -9.37       | -39.58    | 30.21    |           |          | Horizontal |
| 2   | 41.6520     | -59.86      | -25.00      | 34.86       | -7.05       | -39.53    | 32.48    |           |          | Horizontal |
| 3   | 50.3900     | -60.85      | -25.00      | 35.85       | -7.16       | -39.46    | 32.30    |           |          | Horizontal |
| 4   | 103.7940    | -68.11      | -25.00      | 43.11       | -17.50      | -38.70    | 21.20    |           |          | Horizontal |
| 5   | 216.4260    | -70.4       | -25.00      | 45.40       | -12.91      | -37.56    | 24.65    |           |          | Horizontal |
| 6   | 330.0300    | -66.96      | -25.00      | 41.96       | -12.38      | -37.04    | 24.66    |           |          | Horizontal |



Test Graph

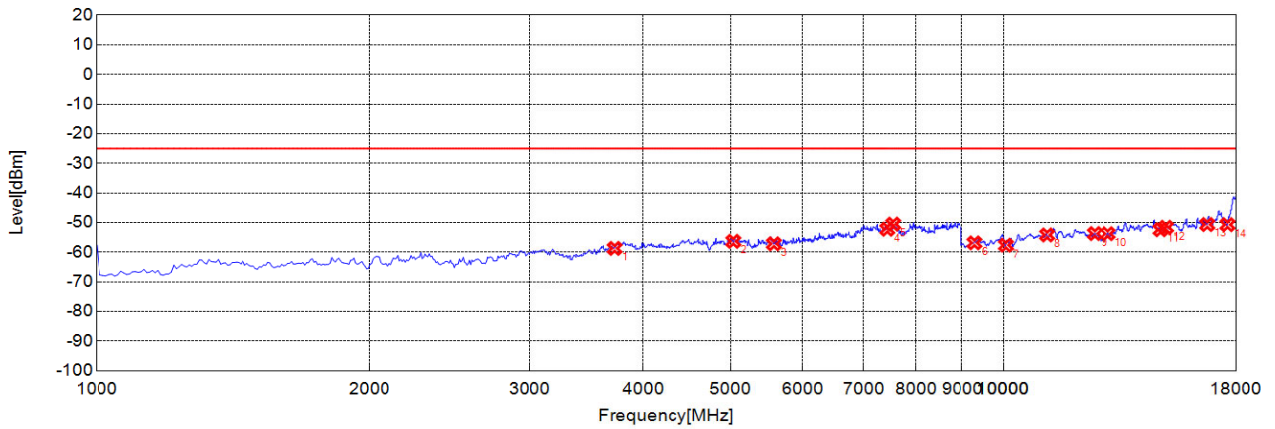


CH 535998 20M CP-OFDM QPSK 1RB\_Right SCS 30KHz 30M-1G V

| Suspected List |             |             |             |             |             |           |          |           |          |           |
|----------------|-------------|-------------|-------------|-------------|-------------|-----------|----------|-----------|----------|-----------|
| NO.            | Freq. [MHz] | Level [dBm] | Limit [dBm] | Margin [dB] | Factor [dB] | Path [dB] | Air [dB] | Angle [°] | EUT Pol. | Ant. Pol. |
| 1              | 35.8260     | -57.87      | -25.00      | 32.87       | -16.61      | -39.57    | 22.96    |           |          | Vertical  |
| 2              | 59.1290     | -72.08      | -25.00      | 47.08       | -18.04      | -39.48    | 21.44    |           |          | Vertical  |
| 3              | 103.7940    | -70.18      | -25.00      | 45.18       | -13.84      | -38.70    | 24.86    |           |          | Vertical  |
| 4              | 209.6300    | -73.64      | -25.00      | 48.64       | -16.65      | -37.58    | 20.93    |           |          | Vertical  |
| 5              | 327.1170    | -69.82      | -25.00      | 44.82       | -11.20      | -37.03    | 25.83    |           |          | Vertical  |
| 6              | 761.1410    | -70.14      | -25.00      | 45.14       | -2.34       | -34.21    | 31.87    |           |          | Vertical  |



Test Graph



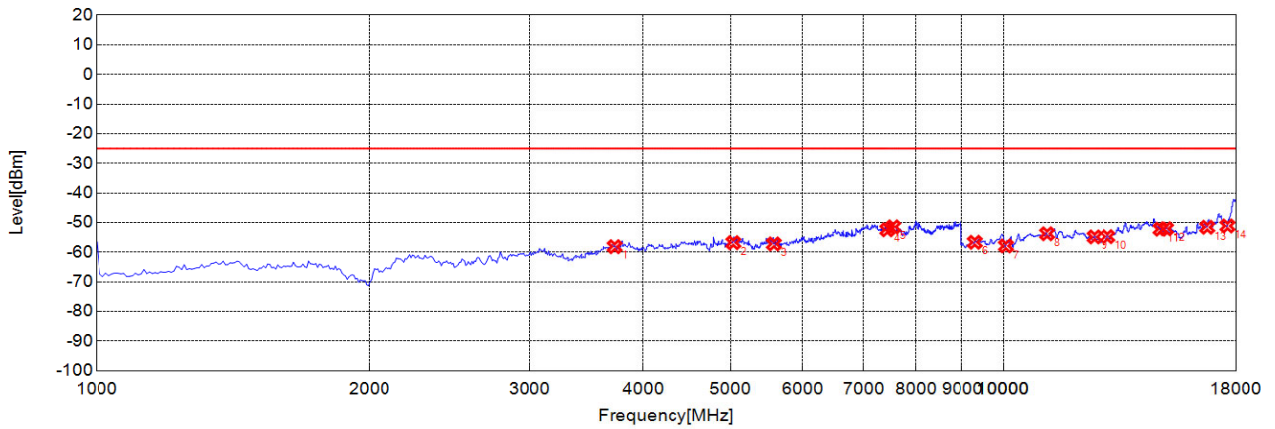
○ Final Test

CH 503202 40M DFT-s-OFDM 64 QAM 1RB\_Right SCS 30KHz 1-18G H

Suspected List

| NO. | Freq. [MHz] | Level [dBm] | Limit [dBm] | Margin [dB] | Factor [dB] | Path [dB] | Air [dB] | Angle [°] | EUT Pol. | Ant. Pol.  |
|-----|-------------|-------------|-------------|-------------|-------------|-----------|----------|-----------|----------|------------|
| 1   | 3722.7230   | -58.72      | -25.00      | 33.72       | -7.87       | -47.08    | 39.21    |           |          | Horizontal |
| 2   | 5036.0360   | -56.34      | -25.00      | 31.34       | -2.42       | -43.85    | 41.43    |           |          | Horizontal |
| 3   | 5580.5810   | -57.17      | -25.00      | 32.17       | -2.21       | -43.00    | 40.79    |           |          | Horizontal |
| 4   | 7438.4380   | -52.26      | -25.00      | 27.26       | 6.90        | -38.85    | 45.75    |           |          | Horizontal |
| 5   | 7550.5510   | -50.52      | -25.00      | 25.52       | 7.12        | -38.50    | 45.62    |           |          | Horizontal |
| 6   | 9297.2970   | -56.85      | -25.00      | 31.85       | 11.40       | -37.29    | 48.69    |           |          | Horizontal |
| 7   | 10063.0630  | -57.64      | -25.00      | 32.64       | 11.05       | -37.21    | 48.26    |           |          | Horizontal |
| 8   | 11162.1620  | -54.18      | -25.00      | 29.18       | 13.85       | -34.80    | 48.65    |           |          | Horizontal |
| 9   | 12585.5860  | -53.72      | -25.00      | 28.72       | 19.07       | -29.92    | 48.99    |           |          | Horizontal |
| 10  | 13027.0270  | -53.76      | -25.00      | 28.76       | 20.27       | -29.85    | 50.12    |           |          | Horizontal |
| 11  | 14882.8830  | -52.43      | -25.00      | 27.43       | 20.18       | -29.66    | 49.84    |           |          | Horizontal |
| 12  | 15090.0900  | -51.59      | -25.00      | 26.59       | 20.93       | -28.96    | 49.89    |           |          | Horizontal |
| 13  | 16738.7390  | -50.67      | -25.00      | 25.67       | 23.01       | -28.68    | 51.69    |           |          | Horizontal |
| 14  | 17612.6130  | -50.72      | -25.00      | 25.72       | 24.04       | -27.00    | 51.04    |           |          | Horizontal |

Test Graph

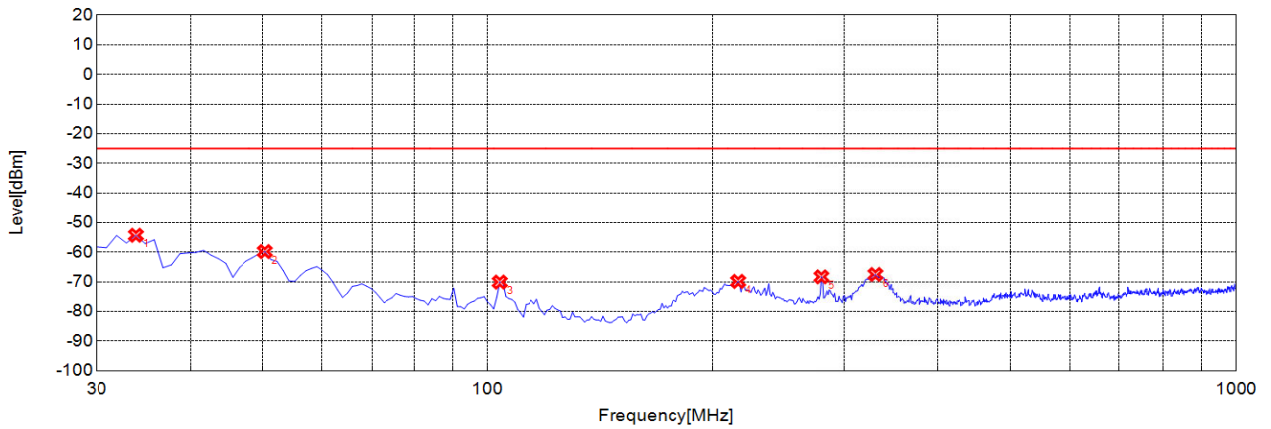


CH 503202 40M DFT-s-OFDM 64 QAM 1RB\_Right SCS 30KHz 1-18G V

Suspected List

| NO. | Freq. [MHz] | Level [dBm] | Limit [dBm] | Margin [dB] | Factor [dB] | Path [dB] | Air [dB] | Angle [°] | EUT Pol. | Ant. Pol. |
|-----|-------------|-------------|-------------|-------------|-------------|-----------|----------|-----------|----------|-----------|
| 1   | 3722.7230   | -58.14      | -25.00      | 33.14       | -8.01       | -47.08    | 39.07    |           |          | Vertical  |
| 2   | 5036.0360   | -56.79      | -25.00      | 31.79       | -2.74       | -43.85    | 41.11    |           |          | Vertical  |
| 3   | 5580.5810   | -57.21      | -25.00      | 32.21       | -2.62       | -43.00    | 40.38    |           |          | Vertical  |
| 4   | 7438.4380   | -52.45      | -25.00      | 27.45       | 6.58        | -38.85    | 45.43    |           |          | Vertical  |
| 5   | 7550.5510   | -51.45      | -25.00      | 26.45       | 6.98        | -38.50    | 45.48    |           |          | Vertical  |
| 6   | 9306.3060   | -56.66      | -25.00      | 31.66       | 11.37       | -37.26    | 48.63    |           |          | Vertical  |
| 7   | 10063.0630  | -57.89      | -25.00      | 32.89       | 10.92       | -37.21    | 48.13    |           |          | Vertical  |
| 8   | 11162.1620  | -53.78      | -25.00      | 28.78       | 14.04       | -34.80    | 48.84    |           |          | Vertical  |
| 9   | 12576.5770  | -54.84      | -25.00      | 29.84       | 18.30       | -29.89    | 48.19    |           |          | Vertical  |
| 10  | 13018.0180  | -54.74      | -25.00      | 29.74       | 19.55       | -29.83    | 49.38    |           |          | Vertical  |
| 11  | 14882.8830  | -52.24      | -25.00      | 27.24       | 20.29       | -29.66    | 49.95    |           |          | Vertical  |
| 12  | 15090.0900  | -52.09      | -25.00      | 27.09       | 20.45       | -28.96    | 49.41    |           |          | Vertical  |
| 13  | 16738.7390  | -51.59      | -25.00      | 26.59       | 22.19       | -28.68    | 50.87    |           |          | Vertical  |
| 14  | 17612.6130  | -51.15      | -25.00      | 26.15       | 23.59       | -27.00    | 50.59    |           |          | Vertical  |

Test Graph



○ Final Test

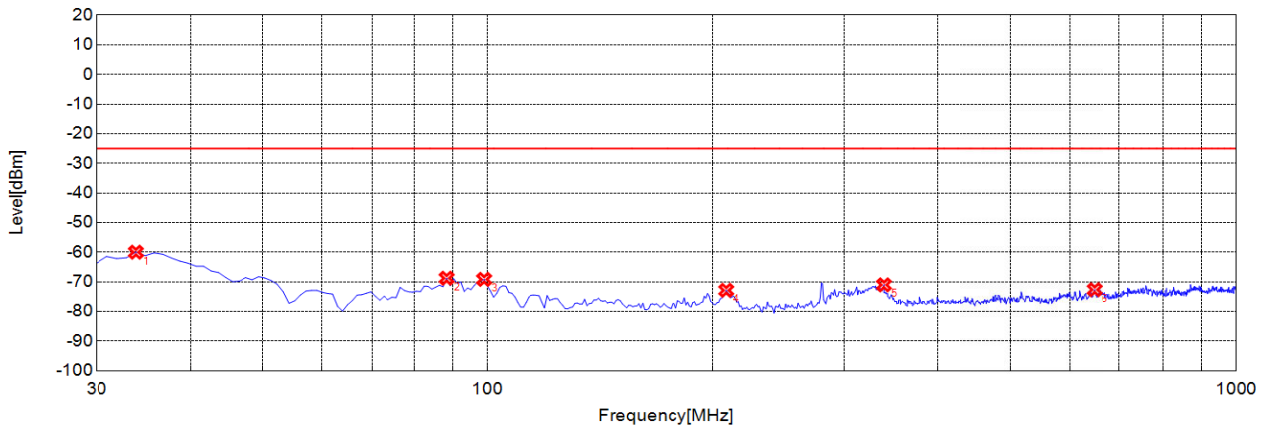
CH 503202 40M DFT-s-OFDM 64 QAM 1RB\_Right SCS 30KHz 30M-1G H

Suspected List

| NO. | Freq. [MHz] | Level [dBm] | Limit [dBm] | Margin [dB] | Factor [dB] | Path [dB] | Air [dB] | Angle [°] | EUT Pol. | Ant. Pol.  |
|-----|-------------|-------------|-------------|-------------|-------------|-----------|----------|-----------|----------|------------|
| 1   | 33.8840     | -54.28      | -25.00      | 29.28       | -9.81       | -39.59    | 29.78    |           |          | Horizontal |
| 2   | 50.3900     | -59.78      | -25.00      | 34.78       | -7.16       | -39.46    | 32.30    |           |          | Horizontal |
| 3   | 103.7940    | -70.09      | -25.00      | 45.09       | -17.50      | -38.70    | 21.20    |           |          | Horizontal |
| 4   | 216.4260    | -69.87      | -25.00      | 44.87       | -12.91      | -37.56    | 24.65    |           |          | Horizontal |
| 5   | 279.5400    | -68.32      | -25.00      | 43.32       | -12.04      | -37.04    | 25.00    |           |          | Horizontal |
| 6   | 330.0300    | -67.52      | -25.00      | 42.52       | -12.38      | -37.04    | 24.66    |           |          | Horizontal |



Test Graph



○ Final Test

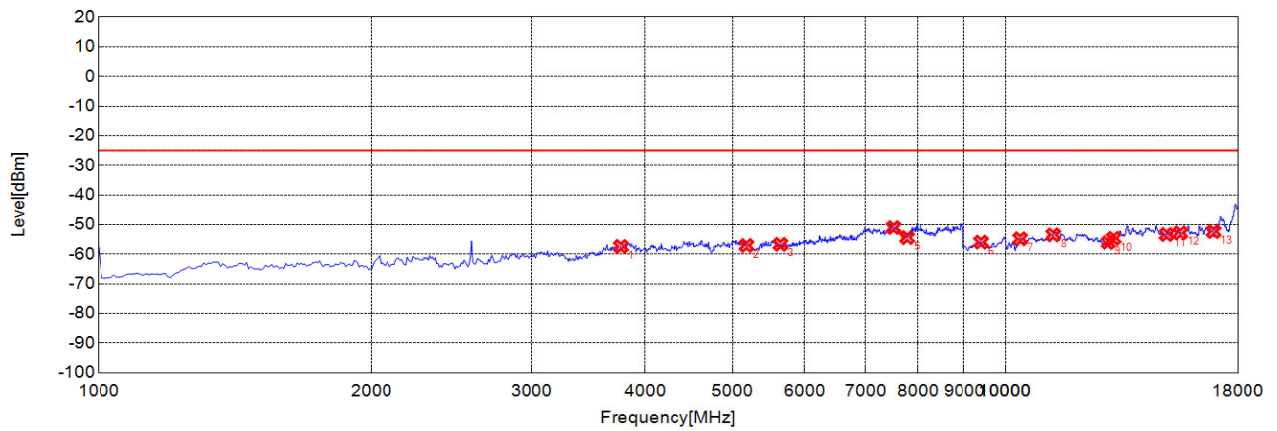
CH 503202 40M DFT-s-OFDM 64 QAM 1RB\_Right SCS 30KHz 30M-1G V

Suspected List

| NO. | Freq. [MHz] | Level [dBm] | Limit [dBm] | Margin [dB] | Factor [dB] | Path [dB] | Air [dB] | Angle [°] | EUT Pol. | Ant. Pol. |
|-----|-------------|-------------|-------------|-------------|-------------|-----------|----------|-----------|----------|-----------|
| 1   | 33.8840     | -59.99      | -25.00      | 34.99       | -16.76      | -39.59    | 22.83    |           |          | Vertical  |
| 2   | 88.2580     | -68.78      | -25.00      | 43.78       | -17.23      | -38.78    | 21.55    |           |          | Vertical  |
| 3   | 98.9390     | -69.18      | -25.00      | 44.18       | -12.86      | -38.70    | 25.84    |           |          | Vertical  |
| 4   | 208.6590    | -72.87      | -25.00      | 47.87       | -16.60      | -37.61    | 21.01    |           |          | Vertical  |
| 5   | 338.7690    | -71.03      | -25.00      | 46.03       | -10.37      | -37.02    | 26.65    |           |          | Vertical  |
| 6   | 647.5380    | -72.66      | -25.00      | 47.66       | -4.72       | -34.43    | 29.71    |           |          | Vertical  |



Test Graph



○ Final Test

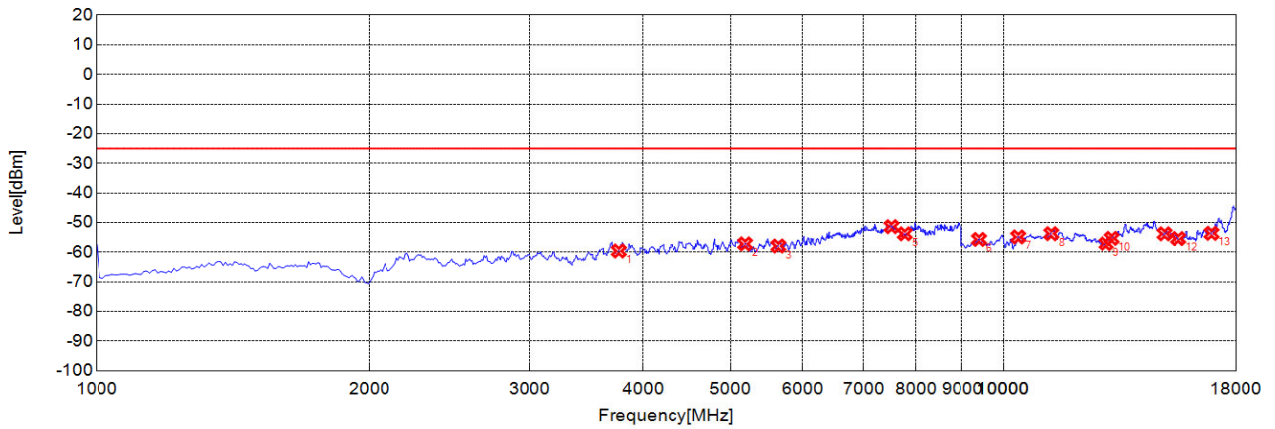
CH 518598 40M DFT-s-OFDM 64 QAM 1RB\_Right SCS 30KHz 1-18G H

Suspected List

| NO. | Freq. [MHz] | Level [dBm] | Limit [dBm] | Margin [dB] | Factor [dB] | Path [dB] | Air [dB] | Angle [°] | EUT Pol. | Ant. Pol.  |
|-----|-------------|-------------|-------------|-------------|-------------|-----------|----------|-----------|----------|------------|
| 1   | 3762.7630   | -57.38      | -25.00      | 32.38       | -7.87       | -47.22    | 39.35    |           |          | Horizontal |
| 2   | 5180.1800   | -57.05      | -25.00      | 32.05       | -2.19       | -43.42    | 41.23    |           |          | Horizontal |
| 3   | 5644.6450   | -56.67      | -25.00      | 31.67       | -2.03       | -42.85    | 40.82    |           |          | Horizontal |
| 4   | 7518.5190   | -50.99      | -25.00      | 25.99       | 7.76        | -38.24    | 46.00    |           |          | Horizontal |
| 5   | 7782.7830   | -54.39      | -25.00      | 29.39       | 6.52        | -38.13    | 44.65    |           |          | Horizontal |
| 6   | 9405.4050   | -55.92      | -25.00      | 30.92       | 12.51       | -36.48    | 48.99    |           |          | Horizontal |
| 7   | 10378.3780  | -54.8       | -25.00      | 29.80       | 14.40       | -34.96    | 49.36    |           |          | Horizontal |
| 8   | 11279.2790  | -53.46      | -25.00      | 28.46       | 14.70       | -34.15    | 48.85    |           |          | Horizontal |
| 9   | 12963.9640  | -56.06      | -25.00      | 31.06       | 19.87       | -30.24    | 50.11    |           |          | Horizontal |
| 10  | 13162.1620  | -54.63      | -25.00      | 29.63       | 20.23       | -29.49    | 49.72    |           |          | Horizontal |
| 11  | 15036.0360  | -53.34      | -25.00      | 28.34       | 20.50       | -29.34    | 49.84    |           |          | Horizontal |
| 12  | 15558.5590  | -52.78      | -25.00      | 27.78       | 21.67       | -28.86    | 50.53    |           |          | Horizontal |
| 13  | 16918.9190  | -52.34      | -25.00      | 27.34       | 24.36       | -27.94    | 52.30    |           |          | Horizontal |



Test Graph



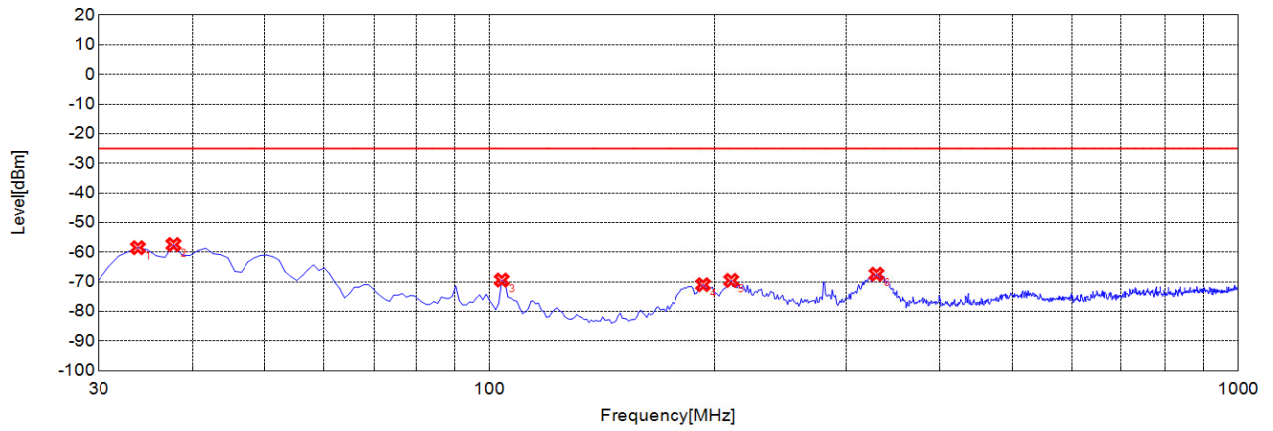
○ Final Test

CH 518598 40M DFT-s-OFDM 64 QAM 1RB\_Right SCS 30KHz 1-18G V

Suspected List

| NO. | Freq. [MHz] | Level [dBm] | Limit [dBm] | Margin [dB] | Factor [dB] | Path [dB] | Air [dB] | Angle [°] | EUT Pol. | Ant. Pol. |
|-----|-------------|-------------|-------------|-------------|-------------|-----------|----------|-----------|----------|-----------|
| 1   | 3762.7630   | -59.6       | -25.00      | 34.60       | -8.16       | -47.22    | 39.06    |           |          | Vertical  |
| 2   | 5188.1880   | -57.2       | -25.00      | 32.20       | -2.36       | -43.31    | 40.95    |           |          | Vertical  |
| 3   | 5644.6450   | -57.93      | -25.00      | 32.93       | -2.36       | -42.85    | 40.49    |           |          | Vertical  |
| 4   | 7518.5190   | -51.39      | -25.00      | 26.39       | 7.44        | -38.24    | 45.68    |           |          | Vertical  |
| 5   | 7774.7750   | -53.8       | -25.00      | 28.80       | 6.54        | -38.06    | 44.60    |           |          | Vertical  |
| 6   | 9405.4050   | -55.69      | -25.00      | 30.69       | 12.56       | -36.48    | 49.04    |           |          | Vertical  |
| 7   | 10378.3780  | -54.86      | -25.00      | 29.86       | 14.45       | -34.96    | 49.41    |           |          | Vertical  |
| 8   | 11279.2790  | -53.75      | -25.00      | 28.75       | 14.71       | -34.15    | 48.86    |           |          | Vertical  |
| 9   | 12963.9640  | -57.11      | -25.00      | 32.11       | 19.14       | -30.24    | 49.38    |           |          | Vertical  |
| 10  | 13162.1620  | -55.34      | -25.00      | 30.34       | 19.65       | -29.49    | 49.14    |           |          | Vertical  |
| 11  | 15036.0360  | -53.81      | -25.00      | 28.81       | 20.27       | -29.34    | 49.61    |           |          | Vertical  |
| 12  | 15558.5590  | -55.39      | -25.00      | 30.39       | 19.21       | -28.86    | 48.07    |           |          | Vertical  |
| 13  | 16918.9190  | -53.64      | -25.00      | 28.64       | 23.77       | -27.94    | 51.71    |           |          | Vertical  |

Test Graph



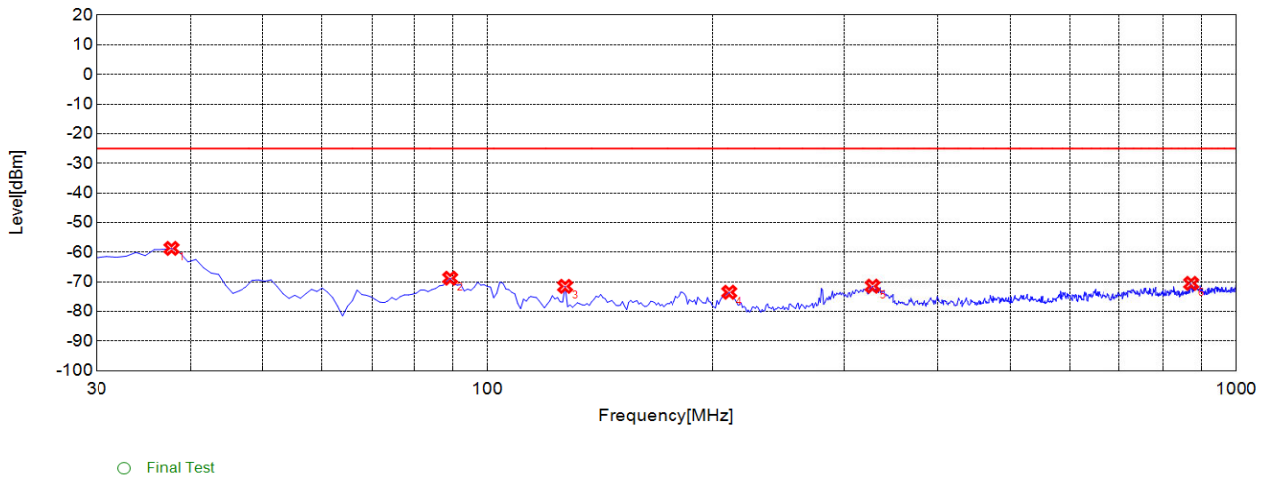
○ Final Test

CH 518598 40M DFT-s-OFDM 64 QAM 1RB\_Right SCS 30KHz 30M-1G H

Suspected List

| NO. | Freq. [MHz] | Level [dBm] | Limit [dBm] | Margin [dB] | Factor [dB] | Path [dB] | Air [dB] | Angle [°] | EUT Pol. | Ant. Pol.  |
|-----|-------------|-------------|-------------|-------------|-------------|-----------|----------|-----------|----------|------------|
| 1   | 33.8840     | -58.47      | -25.00      | 33.47       | -9.81       | -39.59    | 29.78    |           |          | Horizontal |
| 2   | 37.7680     | -57.41      | -25.00      | 32.41       | -8.07       | -39.56    | 31.49    |           |          | Horizontal |
| 3   | 103.7940    | -69.41      | -25.00      | 44.41       | -17.50      | -38.70    | 21.20    |           |          | Horizontal |
| 4   | 193.1230    | -70.96      | -25.00      | 45.96       | -14.82      | -38.02    | 23.20    |           |          | Horizontal |
| 5   | 210.6010    | -69.53      | -25.00      | 44.53       | -13.93      | -37.57    | 23.64    |           |          | Horizontal |
| 6   | 329.0590    | -67.45      | -25.00      | 42.45       | -12.40      | -37.04    | 24.64    |           |          | Horizontal |

Test Graph



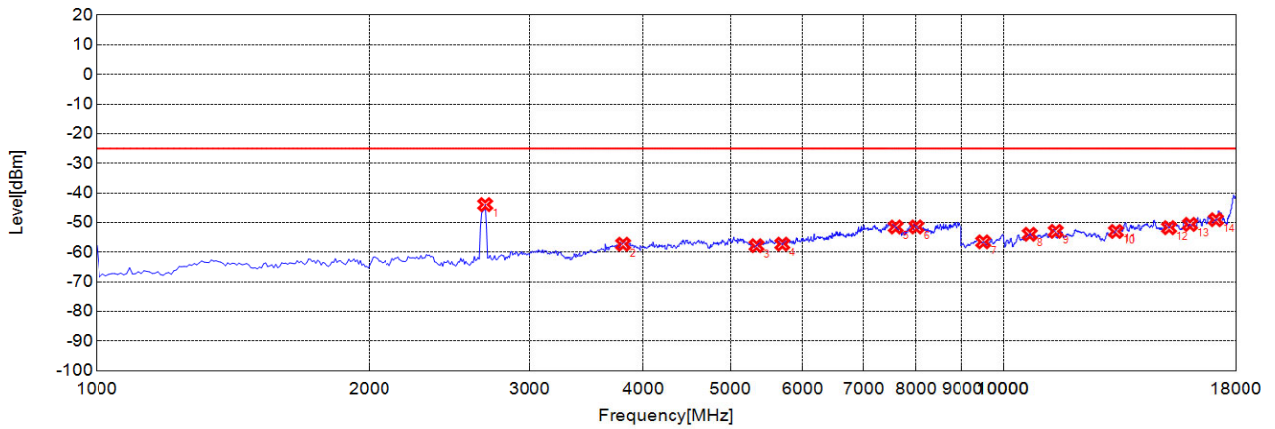
CH 518598 40M DFT-s-OFDM 64 QAM 1RB\_Right SCS 30KHz 30M-1G V

Suspected List

| NO. | Freq. [MHz] | Level [dBm] | Limit [dBm] | Margin [dB] | Factor [dB] | Path [dB] | Air [dB] | Angle [°] | EUT Pol. | Ant. Pol. |
|-----|-------------|-------------|-------------|-------------|-------------|-----------|----------|-----------|----------|-----------|
| 1   | 37.7680     | -58.71      | -25.00      | 33.71       | -16.48      | -39.56    | 23.08    |           |          | Vertical  |
| 2   | 89.2290     | -68.77      | -25.00      | 43.77       | -16.87      | -38.74    | 21.87    |           |          | Vertical  |
| 3   | 127.0970    | -71.53      | -25.00      | 46.53       | -16.42      | -38.53    | 22.11    |           |          | Vertical  |
| 4   | 210.6010    | -73.52      | -25.00      | 48.52       | -16.64      | -37.57    | 20.93    |           |          | Vertical  |
| 5   | 327.1170    | -71.46      | -25.00      | 46.46       | -11.20      | -37.03    | 25.83    |           |          | Vertical  |
| 6   | 871.8320    | -70.52      | -25.00      | 45.52       | -2.14       | -34.04    | 31.90    |           |          | Vertical  |



Test Graph



○ Final Test

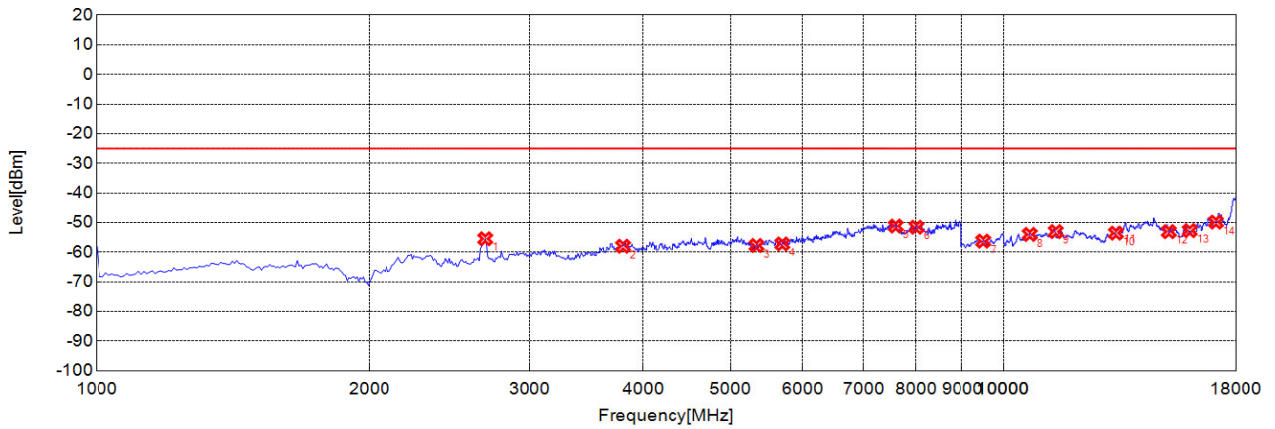
CH 534000 40M DFT-s-OFDM 64 QAM 1RB\_Right SCS 30KHz 1-18G H

Suspected List

| NO. | Freq. [MHz] | Level [dBm] | Limit [dBm] | Margin [dB] | Factor [dB] | Path [dB] | Air [dB] | Angle [°] | EUT Pol. | Ant. Pol.  |
|-----|-------------|-------------|-------------|-------------|-------------|-----------|----------|-----------|----------|------------|
| 1   | 2681.6820   | -43.95      | -25.00      | 18.95       | -10.17      | -47.39    | 37.22    |           |          | NA         |
| 2   | 3802.8030   | -57.31      | -25.00      | 32.31       | -6.52       | -46.01    | 39.49    |           |          | Horizontal |
| 3   | 5340.3400   | -57.81      | -25.00      | 32.81       | -2.52       | -43.10    | 40.58    |           |          | Horizontal |
| 4   | 5700.7010   | -57.28      | -25.00      | 32.28       | -1.91       | -42.74    | 40.83    |           |          | Horizontal |
| 5   | 7598.5990   | -51.51      | -25.00      | 26.51       | 7.29        | -37.78    | 45.07    |           |          | Horizontal |
| 6   | 8007.0070   | -51.48      | -25.00      | 26.48       | 8.26        | -37.69    | 45.95    |           |          | Horizontal |
| 7   | 9504.5050   | -56.52      | -25.00      | 31.52       | 10.83       | -37.36    | 48.19    |           |          | Horizontal |
| 8   | 10684.6850  | -53.95      | -25.00      | 28.95       | 14.04       | -34.53    | 48.57    |           |          | Horizontal |
| 9   | 11405.4050  | -52.97      | -25.00      | 27.97       | 15.96       | -33.51    | 49.47    |           |          | Horizontal |
| 10  | 13306.3060  | -53         | -25.00      | 28.00       | 20.57       | -29.02    | 49.59    |           |          | Horizontal |
| 11  | 13351.3510  | -52.24      | -25.00      | 27.24       | 21.93       | -27.91    | 49.84    |           |          | Horizontal |
| 12  | 15207.2070  | -51.73      | -25.00      | 26.73       | 21.05       | -29.35    | 50.40    |           |          | Horizontal |
| 13  | 16027.0270  | -50.63      | -25.00      | 25.63       | 22.55       | -28.43    | 50.98    |           |          | Horizontal |
| 14  | 17108.1080  | -49.04      | -25.00      | 24.04       | 23.93       | -27.49    | 51.42    |           |          | Horizontal |



Test Graph



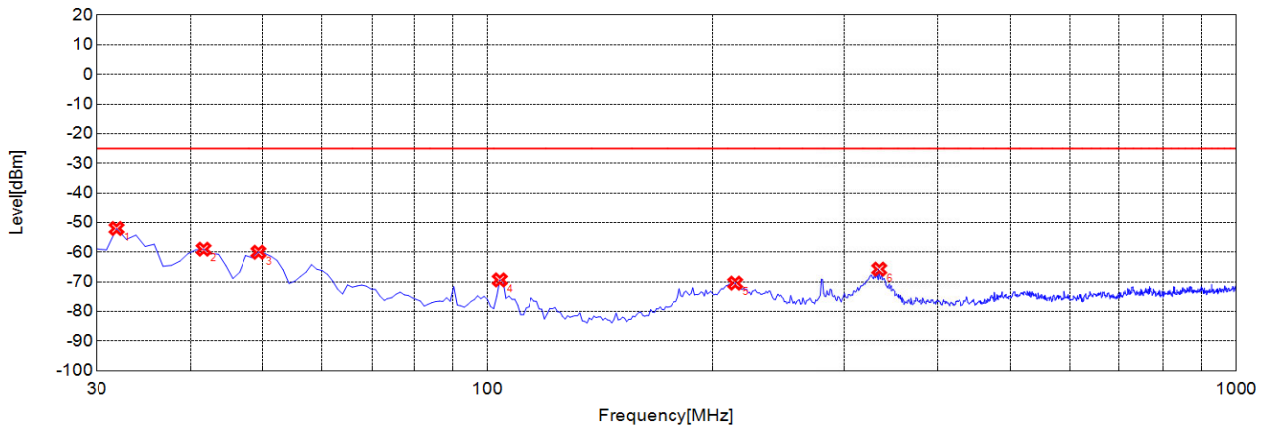
CH 534000 40M DFT-s-OFDM 64 QAM 1RB\_Right SCS 30KHz 1-18G V

Suspected List

| NO. | Freq. [MHz] | Level [dBm] | Limit [dBm] | Margin [dB] | Factor [dB] | Path [dB] | Air [dB] | Angle [°] | EUT Pol. | Ant. Pol. |
|-----|-------------|-------------|-------------|-------------|-------------|-----------|----------|-----------|----------|-----------|
| 1   | 2681.6820   | -55.47      | -25.00      | 30.47       | -10.40      | -47.39    | 36.99    |           |          | NA        |
| 2   | 3802.8030   | -57.99      | -25.00      | 32.99       | -6.94       | -46.01    | 39.07    |           |          | Vertical  |
| 3   | 5340.3400   | -57.74      | -25.00      | 32.74       | -2.93       | -43.10    | 40.17    |           |          | Vertical  |
| 4   | 5700.7010   | -57.21      | -25.00      | 32.21       | -2.07       | -42.74    | 40.67    |           |          | Vertical  |
| 5   | 7598.5990   | -51.18      | -25.00      | 26.18       | 7.40        | -37.78    | 45.18    |           |          | Vertical  |
| 6   | 8007.0070   | -51.57      | -25.00      | 26.57       | 8.24        | -37.69    | 45.93    |           |          | Vertical  |
| 7   | 9504.5050   | -56.27      | -25.00      | 31.27       | 11.05       | -37.36    | 48.41    |           |          | Vertical  |
| 8   | 10684.6850  | -54         | -25.00      | 29.00       | 14.09       | -34.53    | 48.62    |           |          | Vertical  |
| 9   | 11405.4050  | -53.04      | -25.00      | 28.04       | 15.83       | -33.51    | 49.34    |           |          | Vertical  |
| 10  | 13306.3060  | -53.56      | -25.00      | 28.56       | 20.19       | -29.02    | 49.21    |           |          | Vertical  |
| 11  | 13351.3510  | -52.58      | -25.00      | 27.58       | 21.55       | -27.91    | 49.46    |           |          | Vertical  |
| 12  | 15198.1980  | -53.06      | -25.00      | 28.06       | 19.95       | -29.15    | 49.10    |           |          | Vertical  |
| 13  | 16018.0180  | -52.71      | -25.00      | 27.71       | 20.02       | -28.72    | 48.74    |           |          | Vertical  |
| 14  | 17108.1080  | -49.83      | -25.00      | 24.83       | 23.11       | -27.49    | 50.60    |           |          | Vertical  |



Test Graph



○ Final Test

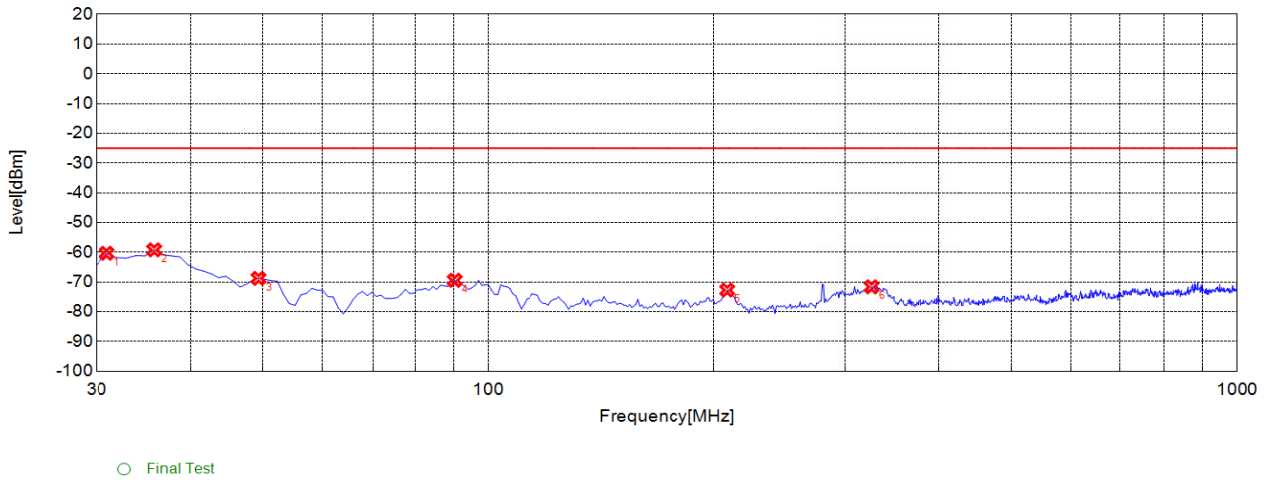
CH 534000 40M DFT-s-OFDM 64 QAM 1RB\_Right SCS 30KHz 30M-1G H

Suspected List

| NO. | Freq. [MHz] | Level [dBm] | Limit [dBm] | Margin [dB] | Factor [dB] | Path [dB] | Air [dB] | Angle [°] | EUT Pol. | Ant. Pol.  |
|-----|-------------|-------------|-------------|-------------|-------------|-----------|----------|-----------|----------|------------|
| 1   | 31.9420     | -52         | -25.00      | 27.00       | -10.68      | -39.60    | 28.92    |           |          | Horizontal |
| 2   | 41.6520     | -58.99      | -25.00      | 33.99       | -7.05       | -39.53    | 32.48    |           |          | Horizontal |
| 3   | 49.4190     | -60.01      | -25.00      | 35.01       | -7.01       | -39.46    | 32.45    |           |          | Horizontal |
| 4   | 103.7940    | -69.36      | -25.00      | 44.36       | -17.50      | -38.70    | 21.20    |           |          | Horizontal |
| 5   | 214.4840    | -70.45      | -25.00      | 45.45       | -13.25      | -37.56    | 24.31    |           |          | Horizontal |
| 6   | 333.9140    | -65.73      | -25.00      | 40.73       | -11.99      | -37.03    | 25.04    |           |          | Horizontal |



Test Graph



CH 534000 40M DFT-s-OFDM 64 QAM 1RB\_Right SCS 30KHz 30M-1G V

| Suspected List |             |             |             |             |             |           |          |           |          |           |
|----------------|-------------|-------------|-------------|-------------|-------------|-----------|----------|-----------|----------|-----------|
| NO.            | Freq. [MHz] | Level [dBm] | Limit [dBm] | Margin [dB] | Factor [dB] | Path [dB] | Air [dB] | Angle [°] | EUT Pol. | Ant. Pol. |
| 1              | 30.9710     | -60.34      | -25.00      | 35.34       | -16.96      | -39.61    | 22.65    |           |          | Vertical  |
| 2              | 35.8260     | -59.2       | -25.00      | 34.20       | -16.61      | -39.57    | 22.96    |           |          | Vertical  |
| 3              | 49.4190     | -68.78      | -25.00      | 43.78       | -15.27      | -39.46    | 24.19    |           |          | Vertical  |
| 4              | 90.2000     | -69.44      | -25.00      | 44.44       | -16.50      | -38.71    | 22.21    |           |          | Vertical  |
| 5              | 208.6590    | -72.72      | -25.00      | 47.72       | -16.60      | -37.61    | 21.01    |           |          | Vertical  |
| 6              | 325.1750    | -71.63      | -25.00      | 46.63       | -11.29      | -37.02    | 25.73    |           |          | Vertical  |



## Annex A Test Uncertainty

Where relevant, the following measurement uncertainty levels have been estimated for test performed on the EUT as specified in CISPR 16-1-2:

| Test items                          | Uncertainty   |
|-------------------------------------|---------------|
| Output Power                        | $\pm 2.22$ dB |
| Bandwidth                           | $\pm 5\%$     |
| Conducted Spurious Emission         | $\pm 2.77$ dB |
| Band Edge                           | $\pm 2.77$ dB |
| Equivalent Isotropic Radiated Power | $\pm 2.22$ dB |
| Radiated Spurious Emissions         | $\pm 6$ dB    |

This uncertainty represent an expanded uncertainty expressed at approximately the 95% confidence level using a coverage factor of  $k=2$





## Annex B Testing Laboratory Information

### 1. Identification of the Responsible Testing Laboratory

|                                      |  |
|--------------------------------------|--|
| <b>Company Name:</b>                 | Shenzhen Morlab Communications Technology Co., Ltd.  |
| <b>Department:</b>                   | Morlab Laboratory  |
| <b>Address:</b>                      | FL.3, Building A, FeiYang Science Park, No.8 LongChang Road, Block 67, BaoAn District, ShenZhen, GuangDong Province, P. R. China |
| <b>Responsible Test Lab Manager:</b> | Mr. Su Feng  |
| <b>Telephone:</b>                    | +86 755 36698555   |
| <b>Facsimile:</b>                    | +86 755 36698525   |

### 2. Identification of the Responsible Testing Location

|                 |  |
|-----------------|--|
| <b>Name:</b>    | Shenzhen Morlab Communications Technology Co., Ltd.<br>Morlab Laboratory   |
| <b>Address:</b> | FL.3, Building A, FeiYang Science Park, No.8 LongChang Road, Block 67, BaoAn District, ShenZhen, GuangDong Province, P. R. China |

### 3. Facilities and Accreditations

All measurement facilities used to collect the measurement data are located at FL.3, Building A, FeiYang Science Park, Block 67, BaoAn District, Shenzhen, 518101 P. R. China. The test site is constructed in conformance with the requirements of ANSI C63.10-2013 and CISPR Publication 22; the FCC designation number is CN1192, the test firm registration number is 226174.



#### 4. Test Equipments Utilized

##### 4.1 Conducted Test Equipments

| Equipment Name         | Serial No. | Type      | Manufacturer                                   | Cal. Date  | Cal. Due   |
|------------------------|------------|-----------|--|------------|------------|
| Power Splitter         | NW521      | 1506A     | Weinschel                                      | 2020.04.15 | 2021.04.14 |
| Attenuator 1           | (N/A.)     | 10dB      | Resnet   | N/A        | N/A        |
| Attenuator 2           | (N/A.)     | 3dB       | Resnet   | N/A        | N/A        |
| EXA Signal Analyzer    | MY54170556 | N9030A    | Keysight                                       | 2021.01.08 | 2022.01.07 |
| USB Power Sensor       | MY54210011 | U2021XA   | Agilent  | 2020.04.01 | 2021.03.31 |
| System Simulator       | 6261830572 | MT8821C   | Anritsu  | 2020.02.25 | 2021.02.24 |
|                        |            |           |  | 2021.02.25 | 2022.02.24 |
| System Simulator       | 6262012906 | MT8000A   | Anritsu  | 2019.10.07 | 2021.04.06 |
| RF cable (30MHz-26GHz) | CB01       | RF01      | Morlab   | N/A        | N/A        |
| Coaxial cable          | CB02       | RF02      | Morlab   | N/A        | N/A        |
| SMA connector          | CN01       | RF03      | HUBER-SUHNER                                   | N/A        | N/A        |
| Temperature Chamber    | (N/A)      | HUT705P   | CHONGQING HANBA EXPERIMENTAL EQUIPMENT CO.,LTD | 2020.03.25 | 2021.03.24 |
| Computer               | T430i      | Think Pad | Lenovo   | N/A        | N/A        |

**4.2 Radiated Test Equipments**

| Equipment Name                       | Serial No. | Type           | Manufacturer   | Cal. Date  | Cal. Due   |
|--------------------------------------|------------|----------------|----------------|------------|------------|
| System Simulator                     | 6262012906 | MT8000A        | Anritsu        | 2019.10.07 | 2021.04.06 |
| System Simulator                     | 6200995016 | MT8820C        | Anritsu        | 2020.10.28 | 2021.10.27 |
| Receiver                             | MY54130016 | N9038A         | Agilent        | 2020.07.21 | 2021.07.20 |
| Test Antenna - Bi-Log                | 9163-519   | VULB 9163      | Schwarzbeck    | 2019.05.24 | 2022.05.23 |
| Test Antenna - Horn                  | 9170C-531  | BBHA9170       | Schwarzbeck    | 2019.07.26 | 2022.07.25 |
| Test Antenna - Horn                  | 01774      | BBHA 9120D     | Schwarzbeck    | 2019.07.26 | 2022.07.25 |
| Coaxial cable (N male) (9KHz-30MHz)  | CB04       | EMC04          | Morlab         | N/A        | N/A        |
| Coaxial cable (N male) (30MHz-26GHz) | CB02       | EMC02          | Morlab         | N/A        | N/A        |
| Coaxial cable(N male) (30MHz-26GHz)  | CB03       | EMC03          | Morlab         | N/A        | N/A        |
| 1-18GHz pre-Amplifier                | MA02       | TS-PR18        | Rohde& Schwarz | 2020.07.21 | 2021.07.20 |
| 18-26.5GHz pre-Amplifier             | MA03       | TS-PR18        | Rohde& Schwarz | 2020.07.21 | 2021.07.20 |
| Notch Filter                         | N/A        | WRCGV -LTE B2  | Wainwright     | 2020.07.21 | 2021.07.20 |
| Notch Filter                         | N/A        | WRCGV -LTE B4  | Wainwright     | 2020.07.21 | 2021.07.20 |
| Notch Filter                         | N/A        | WRCGV -LTE B5  | Wainwright     | 2020.07.21 | 2021.07.20 |
| Notch Filter                         | N/A        | WRCGV -LTE B7  | Wainwright     | 2020.07.21 | 2021.07.20 |
| Notch Filter                         | N/A        | WRCGV -LTE B12 | Wainwright     | 2020.07.21 | 2021.07.20 |
| Notch Filter                         | N/A        | WRCGV -LTE B17 | Wainwright     | 2020.07.21 | 2021.07.20 |
| Notch Filter                         | N/A        | WRCGV          | Wainwright     | 2020.07.21 | 2021.07.20 |



| Equipment Name   | Serial No. | Type              | Manufacturer | Cal. Date  | Cal. Due   |
|------------------|------------|-------------------|--------------|------------|------------|
| Notch Filter     | N/A        | WRCGV<br>-LTE B25 | Wainwright   | 2020.07.21 | 2021.07.20 |
| Notch Filter     | N/A        | WRCGV<br>-LTE B26 | Wainwright   | 2020.07.21 | 2021.07.20 |
| Notch Filter     | N/A        | WRCGV<br>-LTE B30 | Wainwright   | 2020.07.21 | 2021.07.20 |
| Notch Filter     | N/A        | WRCGV<br>-LTE 38  | Wainwright   | 2020.07.21 | 2021.07.20 |
| Notch Filter     | N/A        | WRCGV<br>-LTE B40 | Wainwright   | 2020.07.21 | 2021.07.20 |
| Notch Filter     | N/A        | WRCGV<br>-LTE B41 | Wainwright   | 2020.07.21 | 2021.07.20 |
| Anechoic Chamber | N/A        | 9m*6m*6m          | CRT          | 2020.07.21 | 2021.07.20 |

————— END OF REPORT —————