

Appendix A: SAR System performance Check Plots

Measurement	Liquid	Frequency	Test Date
System Check	Head	750	2019-03-15
System Check	Body	750	2019-03-15
System Check	Head	850	2019-03-16
System Check	Body	850	2019-03-16
System Check	Head	1800	2019-03-17
System Check	Body	1800	2019-03-17
System Check	Head	1900	2019-03-18
System Check	Body	1900	2019-03-18
System Check	Head	2450	2019-03-19
System Check	Body	2450	2019-03-19
System Check	Head	2600	2019-03-19
System Check	Body	2600	2019-03-19
System Check	Head	750	2019-03-21
System Check	Body	750	2019-03-21
System Check	Head	850	2019-03-22
System Check	Body	850	2019-03-22
System Check	Head	1800	2019-03-23
System Check	Body	1800	2019-03-23
System Check	Head	1900	2019-03-24
System Check	Body	1900	2019-03-24
System Check	Head	5200	2019-03-25
System Check	Body	5200	2019-03-25
System Check	Head	5400	2019-03-25
System Check	Body	5400	2019-03-25
System Check	Head	5600	2019-03-26
System Check	Body	5600	2019-03-26
System Check	Head	5800	2019-03-26
System Check	Body	5800	2019-03-26

System Performance Check (Head, 750MHz)

Type: Phone measurement

Area scan resolution: dx=8mm,dy=8mm

Zoom scan resolution: dx=8mm, dy=8mm, dz=5mm

Date of measurement: 03/15/2019

Measurement duration: 22 minutes 22 seconds

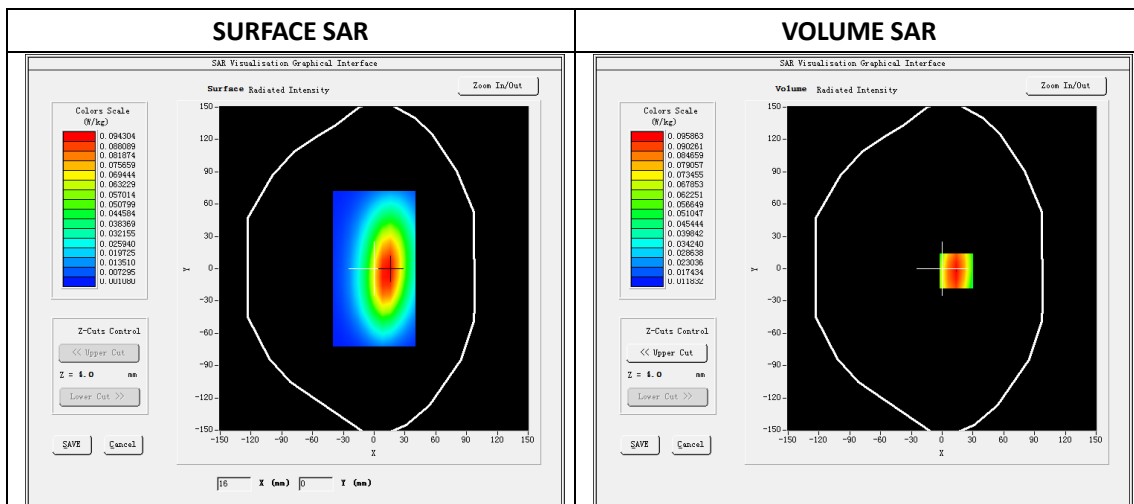
A. Experimental conditions.

Phantom File	dx=8mm dy=8mm
Phantom	5x5x7,dx=8mm dy=8mm dz=5mm
Device Position	Dipole
Band	750MHz
Channels	
Signal	CW

B. SAR Measurement Results

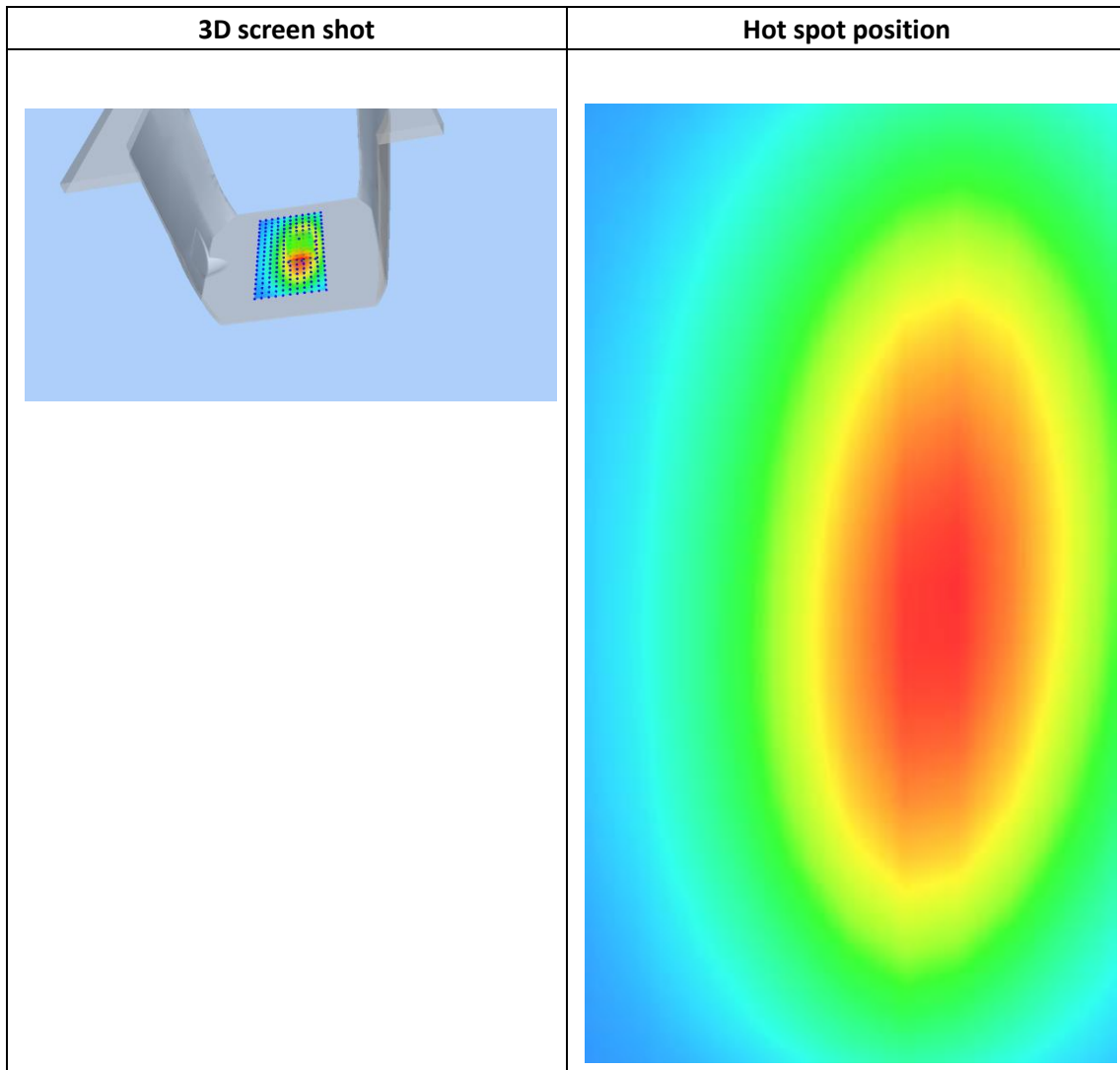
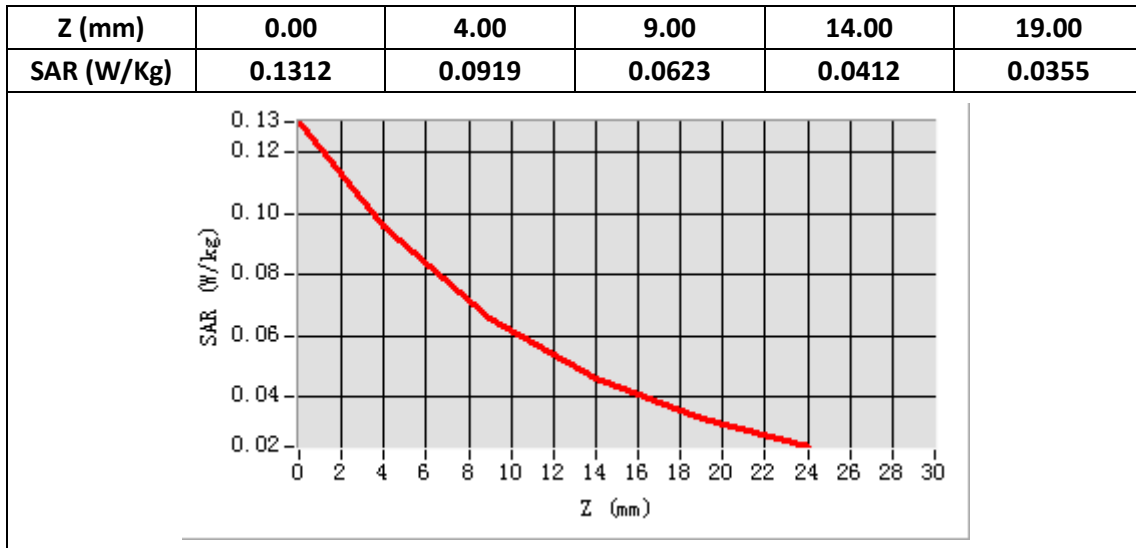
Band SAR

E-Field Probe	SATIMO SN_27/15_EPG0261
Frequency (MHz)	750
Relative permittivity (real part)	41.95
Relative permittivity	22.08
Conductivity (S/m)	0.92
Power drift (%)	-0.11
Ambient Temperature:	22.2°C
Liquid Temperature:	22.6°C
ConvF:	1.87
Crest factor:	1:1



Maximum location: X=1400, Y=-2.00

SAR 10g (W/Kg)	0.062151
SAR 1g (W/Kg)	0.087842



System Performance Check (Body, 750MHz)

Type: Phone measurement

Area scan resolution: dx=8mm,dy=8mm

Zoom scan resolution: dx=8mm, dy=8mm, dz=5mm

Date of measurement: 03/15/2019

Measurement duration: 22 minutes 31 seconds

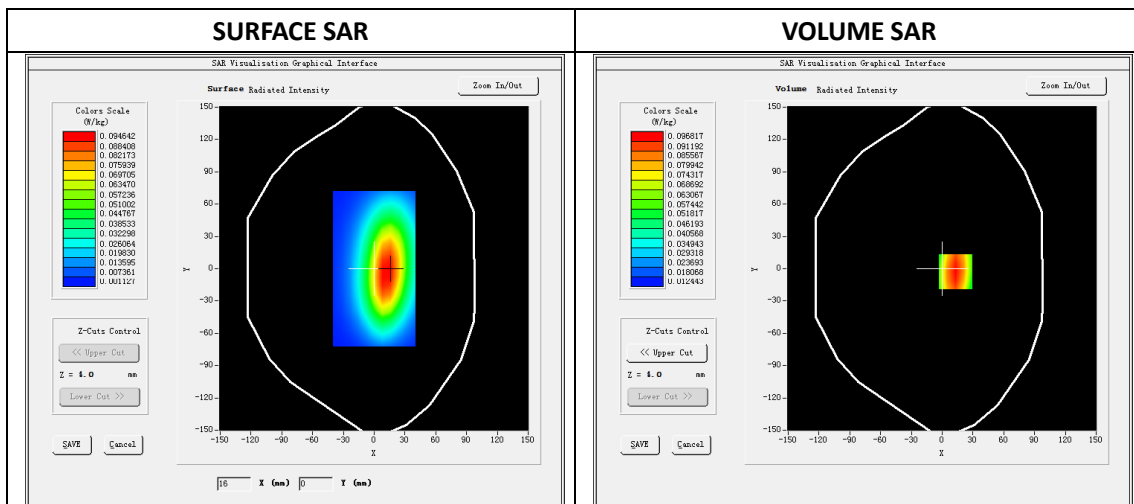
A. Experimental conditions.

Phantom File	dx=8mm dy=8mm
Phantom	5x5x7,dx=8mm dy=8mm dz=5mm
Device Position	Dipole
Band	750MHz
Channels	
Signal	CW

B. SAR Measurement Results

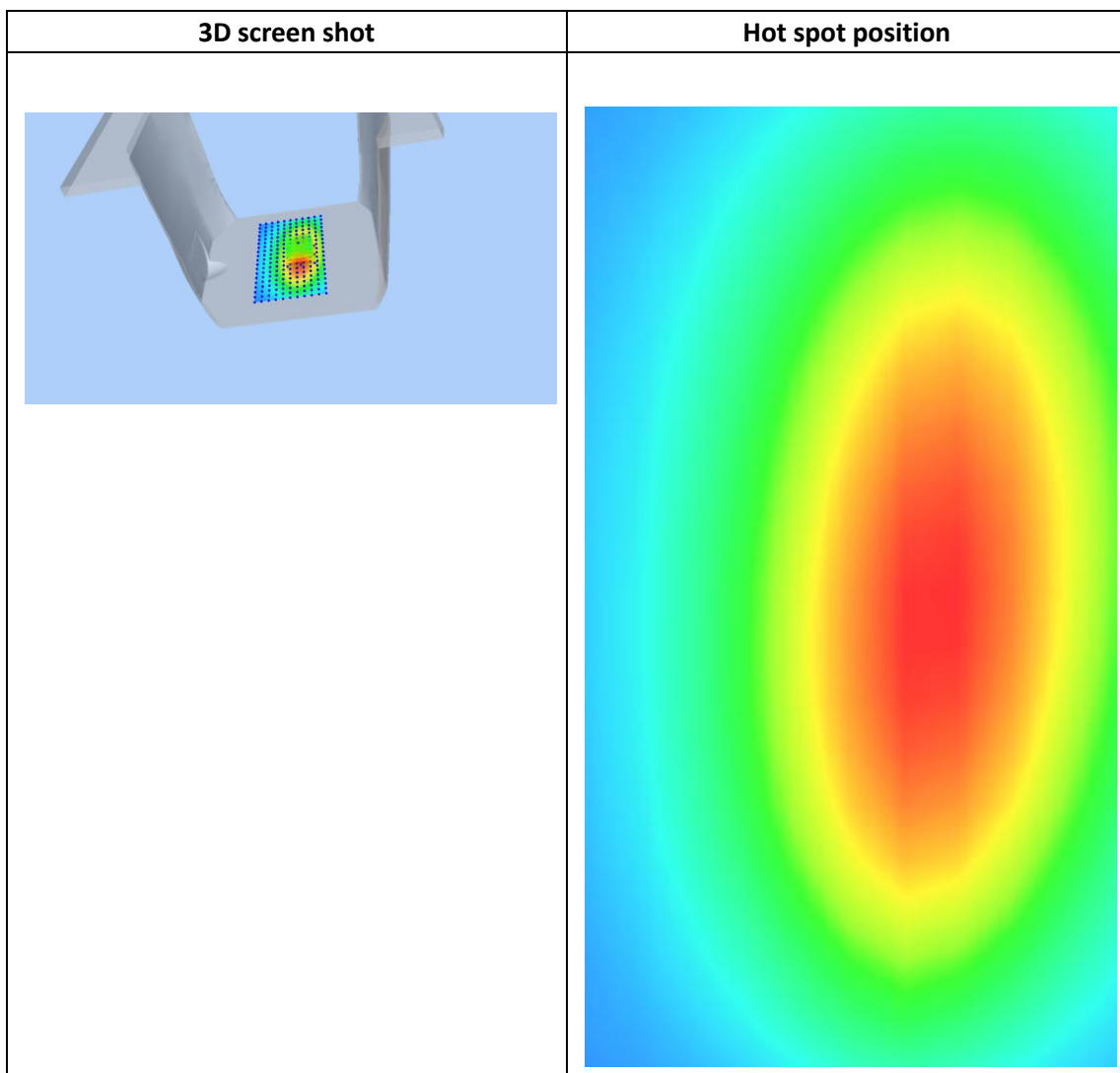
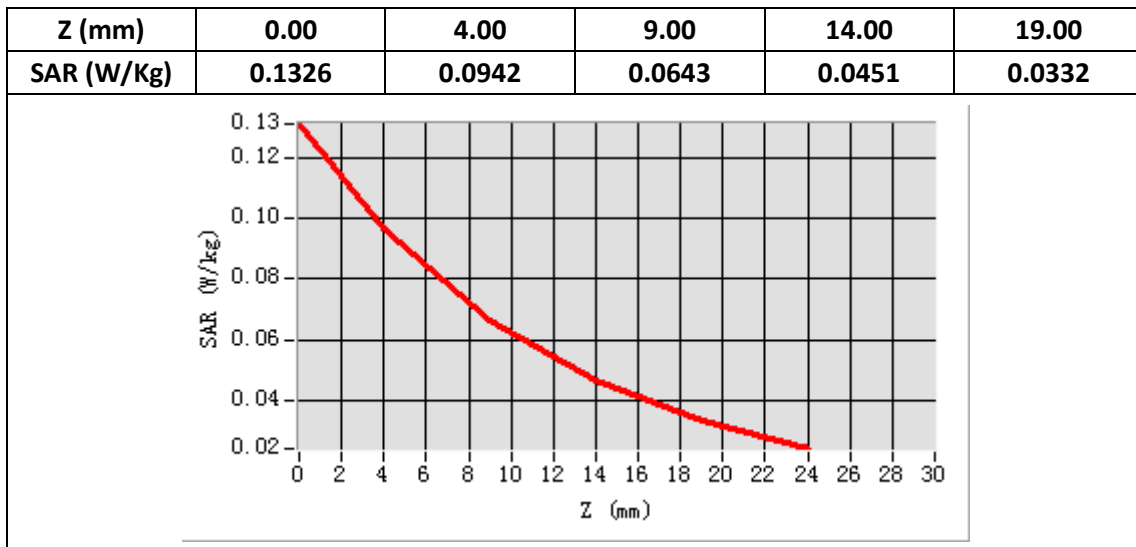
Band SAR

E-Field Probe	SATIMO SN_27/15_EPG0261
Frequency (MHz)	750
Relative permittivity (real part)	55.53
Relative permittivity	22.08
Conductivity (S/m)	0.95
Power drift (%)	-1.74
Ambient Temperature:	22.2°C
Liquid Temperature:	22.6°C
ConvF:	1.93
Crest factor:	1:1



Maximum location: X=13.00, Y=-3.00

SAR 10g (W/Kg)	0.063123
SAR 1g (W/Kg)	0.085485



System Performance Check (Head, 850MHz)

Type: Phone measurement

Area scan resolution: dx=8mm,dy=8mm

Zoom scan resolution: dx=8mm, dy=8mm, dz=5mm

Date of measurement: 03/16/2019

Measurement duration: 22 minutes 28 seconds

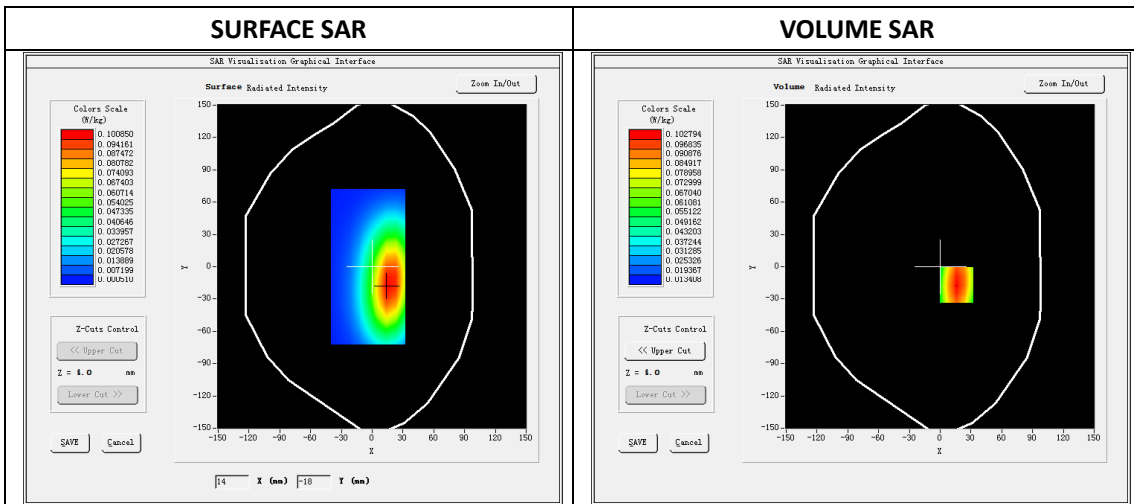
A. Experimental conditions.

Phantom File	dx=8mm dy=8mm
Phantom	5x5x7,dx=8mm dy=8mm dz=5mm
Device Position	Dipole
Band	850MHz
Channels	
Signal	CW

B. SAR Measurement Results

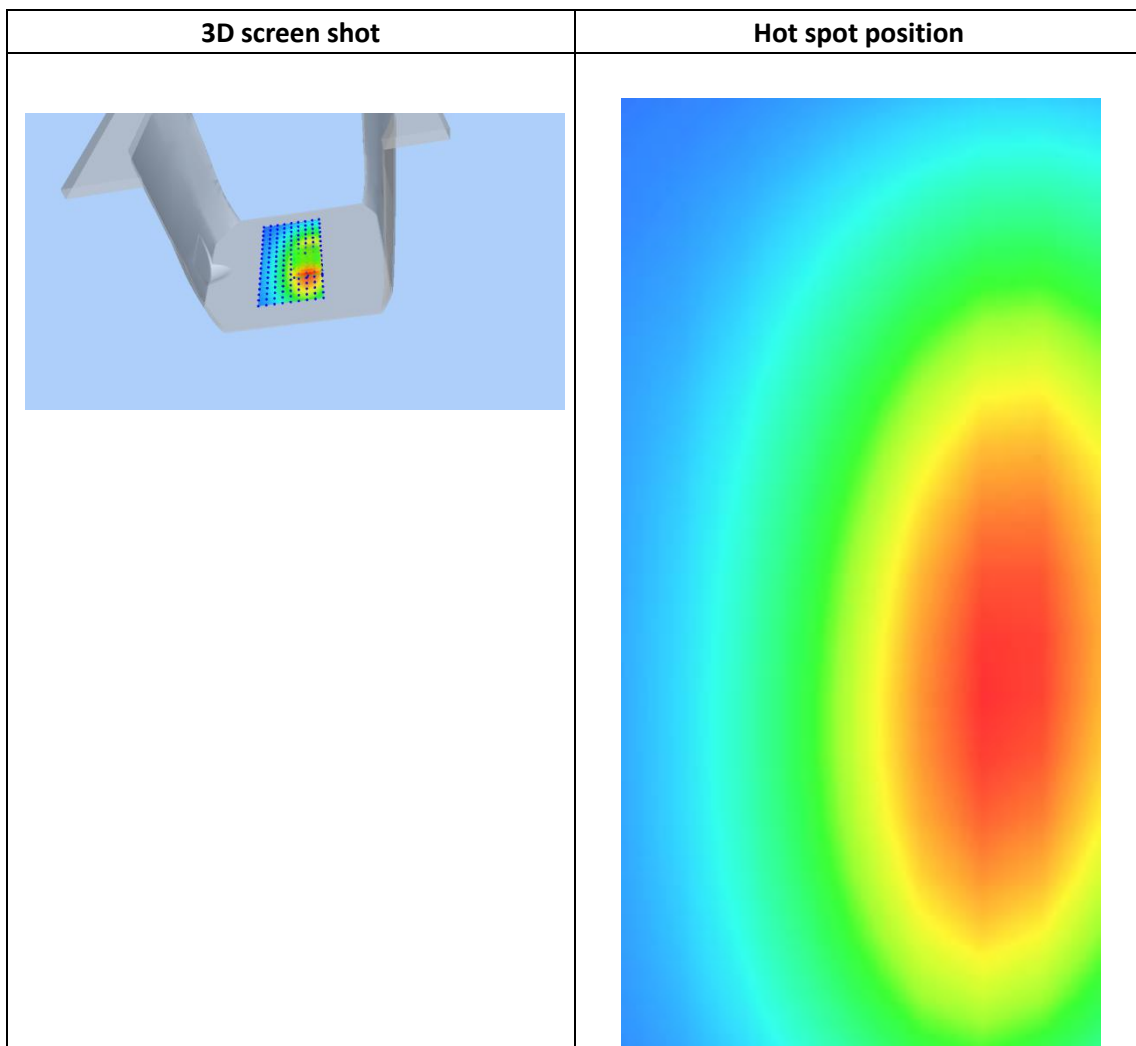
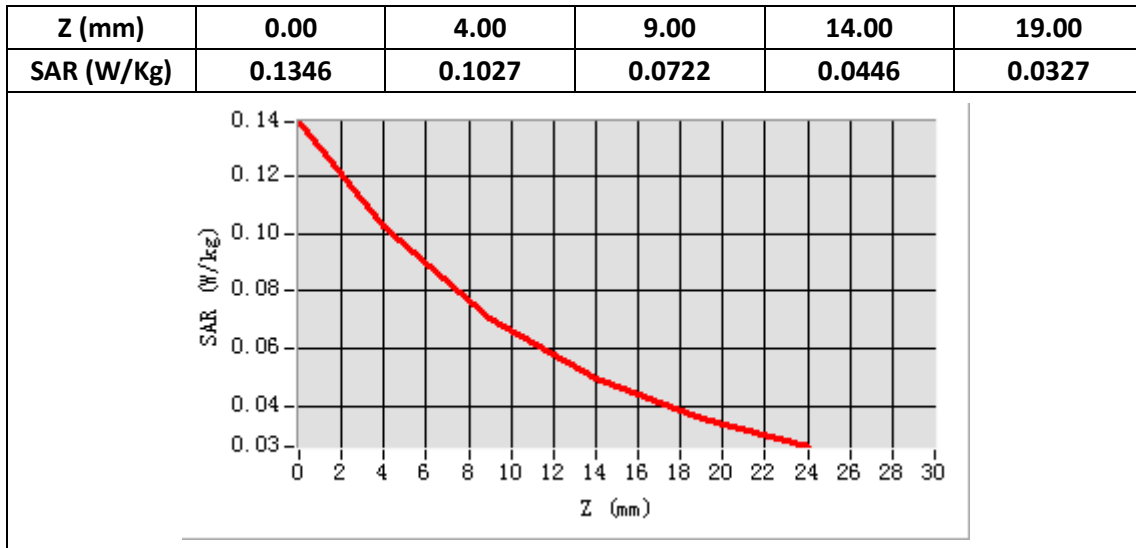
Band SAR

E-Field Probe	SATIMO SN_27/15_EPG0261
Frequency (MHz)	850
Relative permittivity (real part)	41.32
Relative permittivity	18.42
Conductivity (S/m)	0.87
Power drift (%)	1.23
Ambient Temperature:	22.2°C
Liquid Temperature:	22.6°C
ConvF:	1.92
Crest factor:	1:1



Maximum location: X=16.00, Y=-17.00

SAR 10g (W/Kg)	0.065345
SAR 1g (W/Kg)	0.096241



System Performance Check (Body, 850MHz)

Type: Phone measurement

Area scan resolution: dx=8mm,dy=8mm

Zoom scan resolution: dx=8mm, dy=8mm, dz=5mm

Date of measurement: 03/16/2019

Measurement duration: 22 minutes 42 seconds

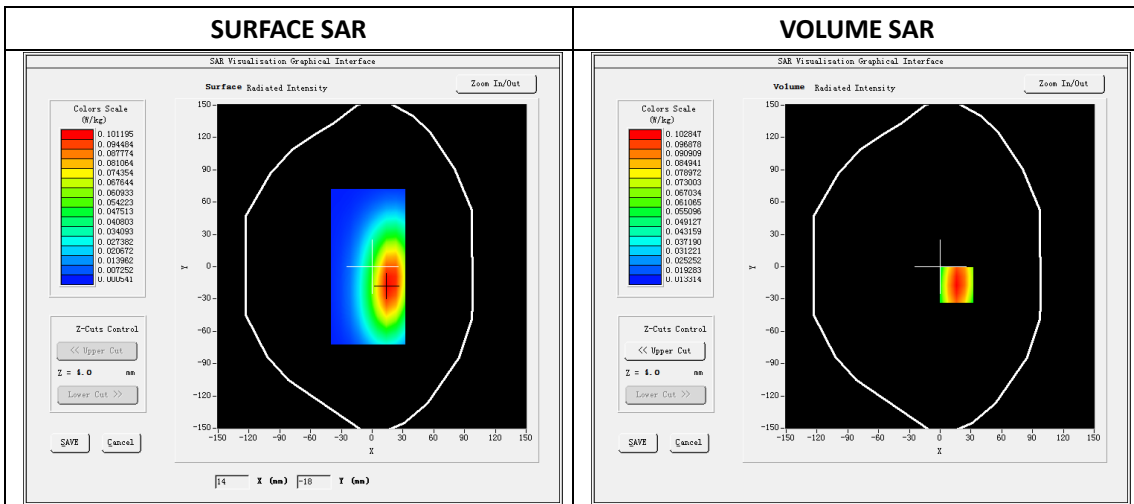
A. Experimental conditions.

Phantom File	dx=8mm dy=8mm
Phantom	5x5x7,dx=8mm dy=8mm dz=5mm
Device Position	Dipole
Band	850MHz
Channels	
Signal	CW

B. SAR Measurement Results

Band SAR

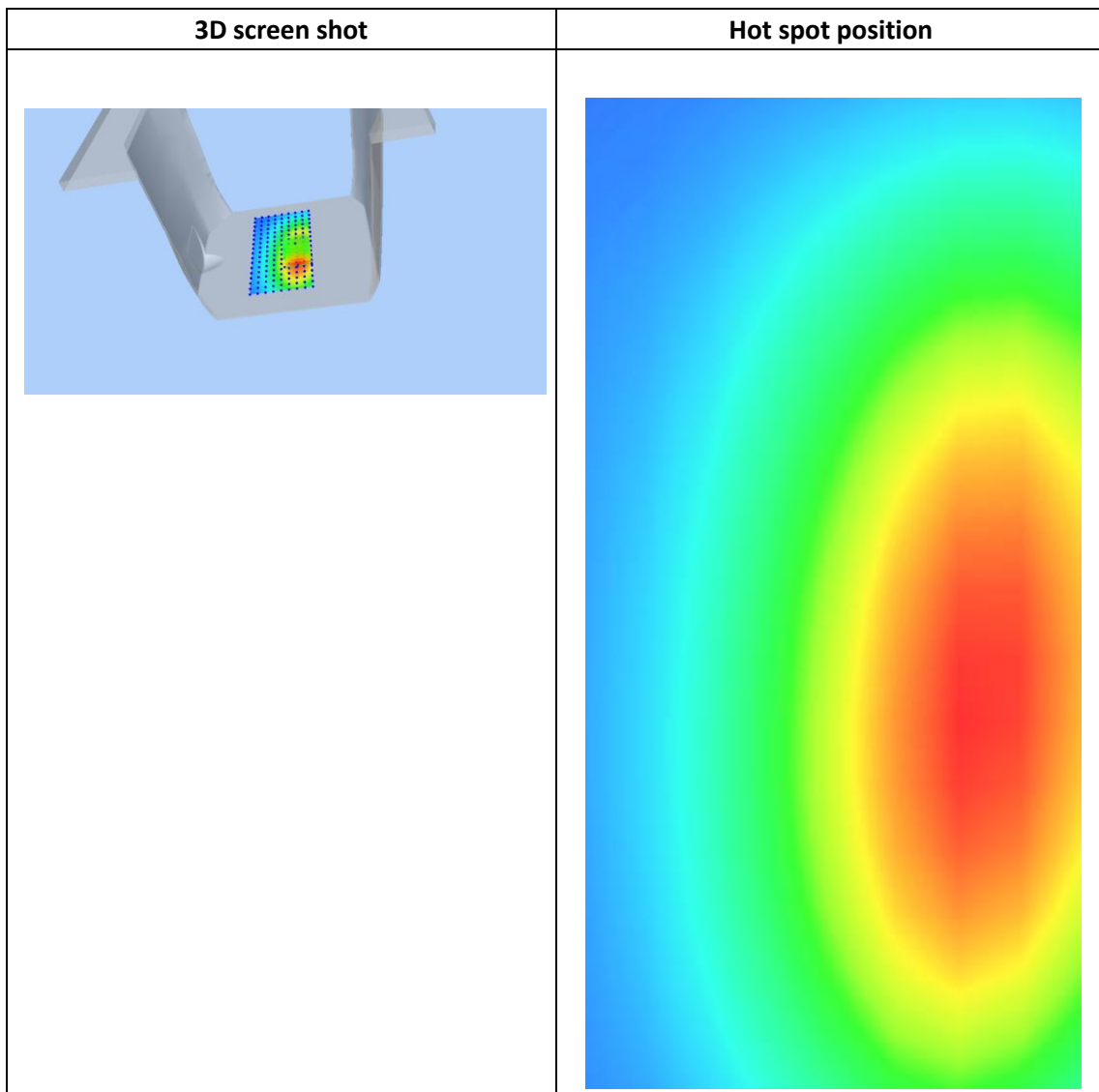
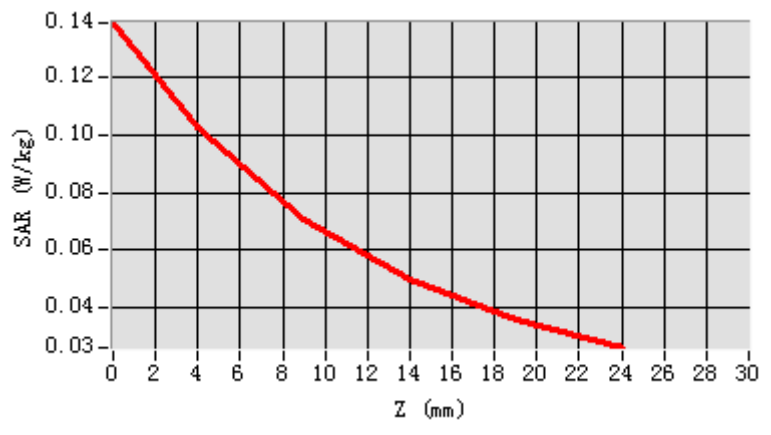
E-Field Probe	SATIMO SN_27/15_EPG0261
Frequency (MHz)	850
Relative permittivity (real part)	55.23
Relative permittivity	21.12
Conductivity (S/m)	0.98
Power drift (%)	2.11
Ambient Temperature:	22.2°C
Liquid Temperature:	22.6°C
ConvF:	1.99
Crest factor:	1:1



Maximum location: X=16.00, Y=-17.00

SAR 10g (W/Kg)	0.063451
SAR 1g (W/Kg)	0.095443

Z (mm)	0.00	4.00	9.00	14.00	19.00
SAR (W/Kg)	0.1342	0.1026	0.0726	0.0455	0.0324



System Performance Check (Head, 1800MHz)

Type: Validation measurement

Area scan resolution: dx=8mm,dy=8mm

Zoom scan resolution: dx=8mm, dy=8mm, dz=5mm

Date of measurement: 03/17/2019

Measurement duration: 22 minutes 32 seconds

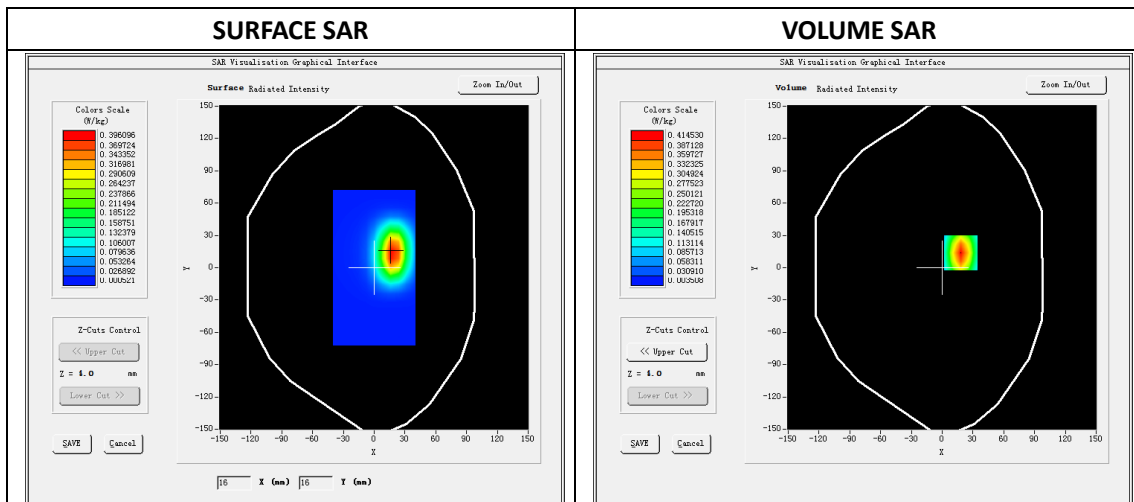
A. Experimental conditions.

Phantom File	dx=8mm dy=8mm
Phantom	5x5x7,dx=8mm dy=8mm dz=5mm
Device Position	Dipole
Band	1800MHz
Channels	
Signal	CW

B. SAR Measurement Results

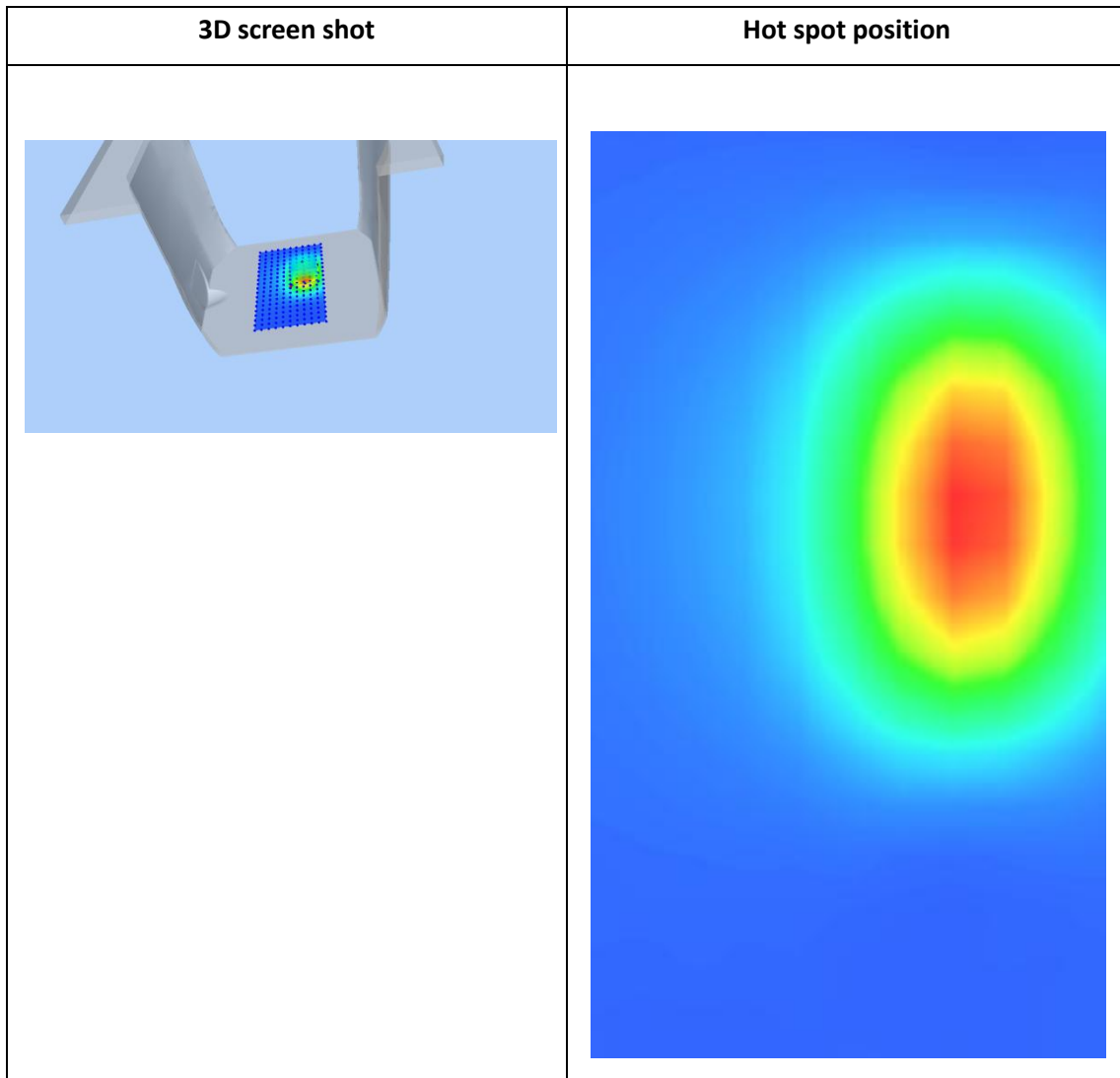
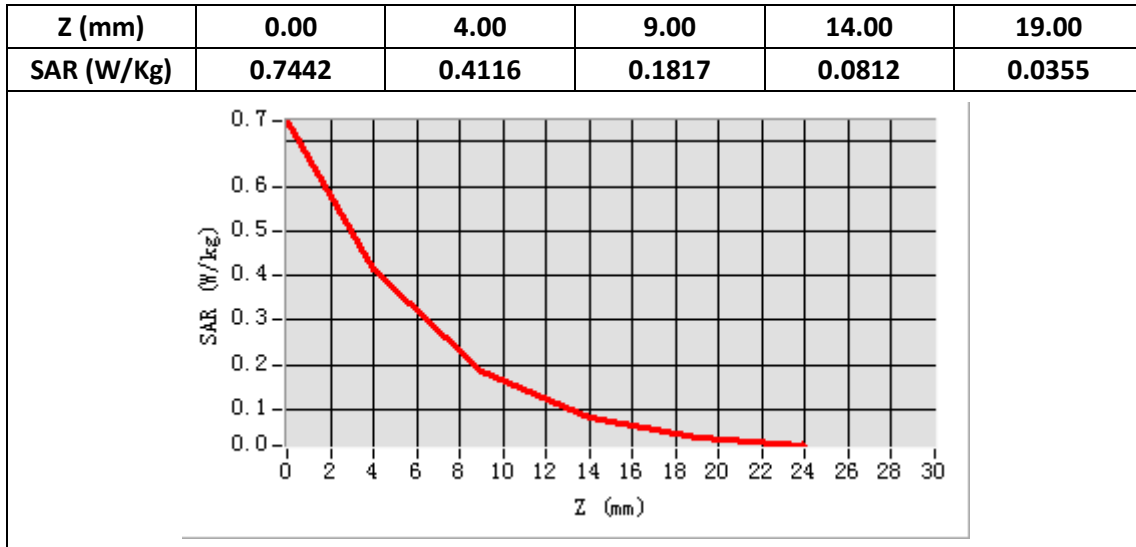
Band SAR

E-Field Probe	SATIMO SN_27/15_EPG0261
Frequency (MHz)	1800
Relative permittivity (real part)	40.34
Relative permittivity	13.1
Conductivity (S/m)	1.31
Power Drift (%)	-0.36
Ambient Temperature:	22.1°C
Liquid Temperature:	22.6°C
ConvF:	2.14
Duty factor:	1:1



Maximum location: X=18.00, Y=14.00

SAR 10g (W/Kg)	0.184421
SAR 1g (W/Kg)	0.371923



System Performance Check (Body, 1800MHz)

Type: Validation measurement

Area scan resolution: dx=8mm,dy=8mm

Zoom scan resolution: dx=8mm, dy=8mm, dz=5mm

Date of measurement: 03/17/2019

Measurement duration: 22 minutes 41 seconds

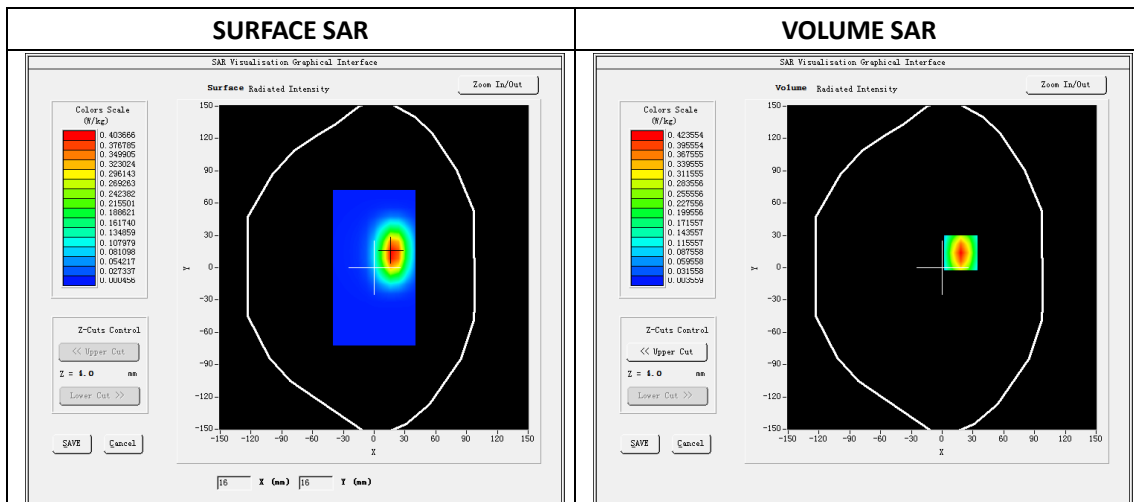
A. Experimental conditions.

Phantom File	dx=8mm dy=8mm
Phantom	5x5x7,dx=8mm dy=8mm dz=5mm
Device Position	Dipole
Band	1800MHz
Channels	
Signal	CW

B. SAR Measurement Results

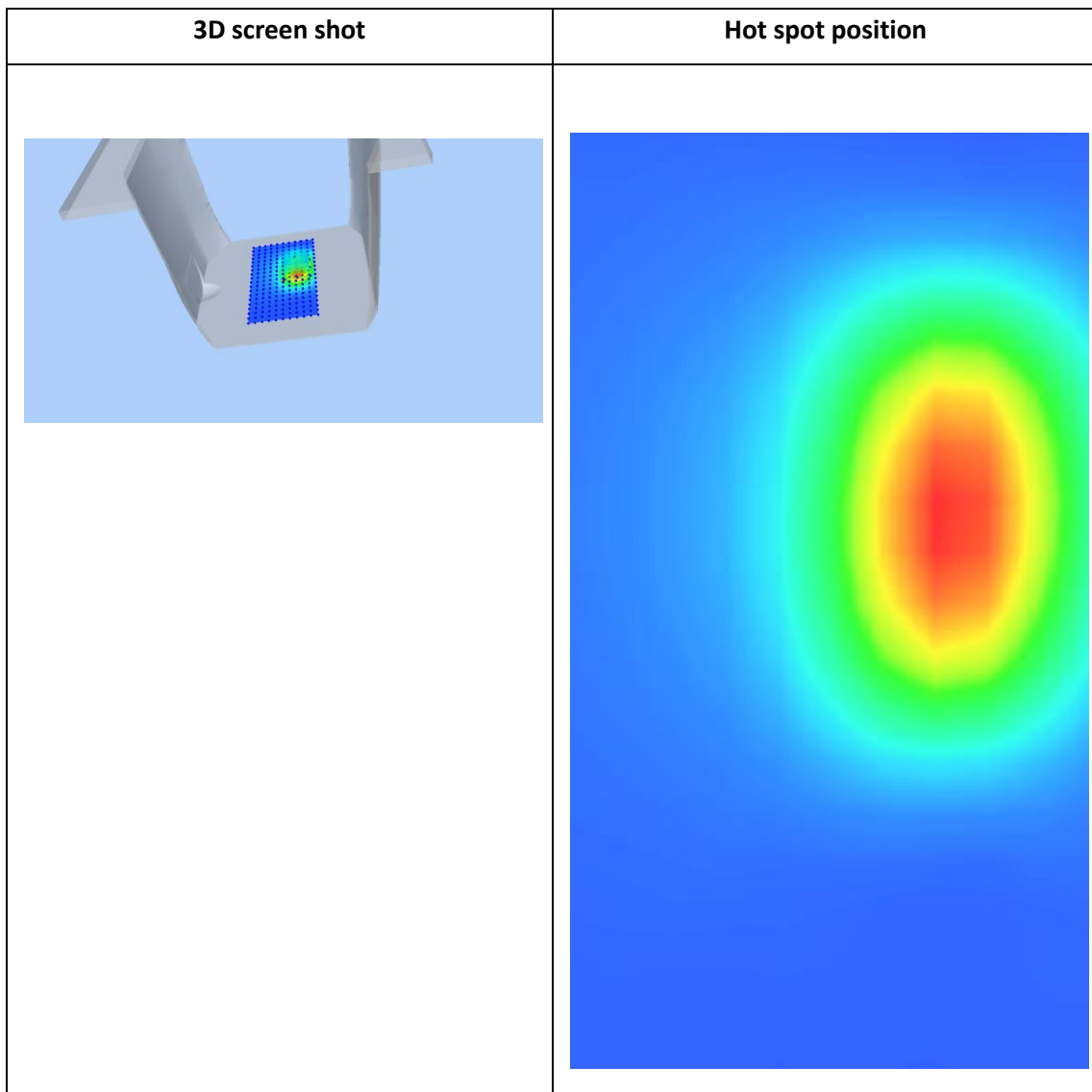
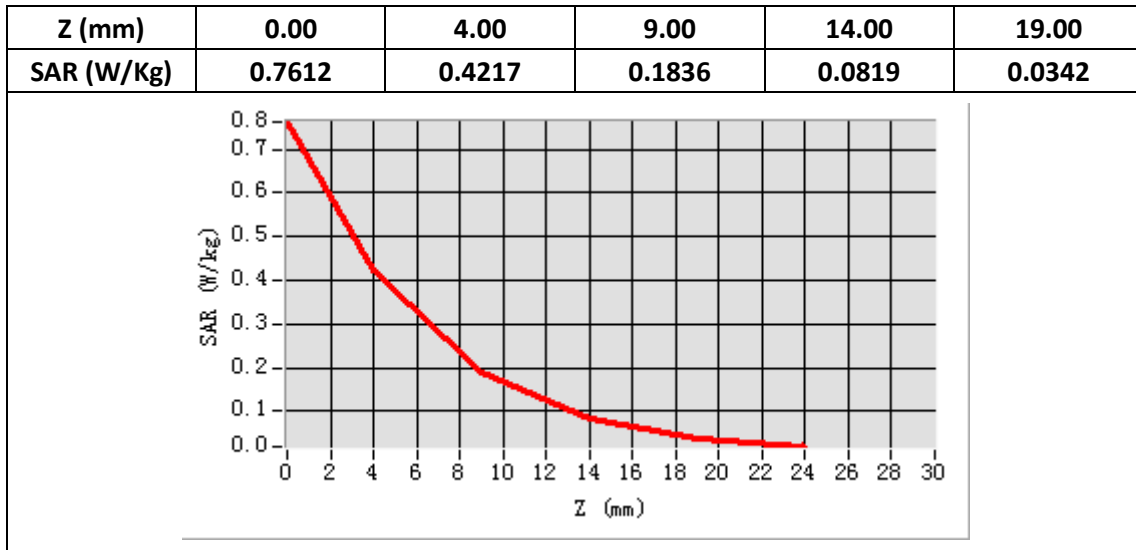
Band SAR

E-Field Probe	SATIMO SN_27/15_EPG0261
Frequency (MHz)	1800
Relative permittivity (real part)	53.39
Relative permittivity	15.20
Conductivity (S/m)	1.52
Power Drift (%)	0.78
Ambient Temperature:	22.1°C
Liquid Temperature:	22.6°C
ConvF:	2.22
Duty factor:	1:1



Maximum location: X=18.00, Y=14.00

SAR 10g (W/Kg)	0.161654
SAR 1g (W/Kg)	0.377623



System Performance Check (Head, 1900MHz)

Type: Validation measurement

Area scan resolution: dx=8mm,dy=8mm

Zoom scan resolution: dx=8mm, dy=8mm, dz=5mm

Date of measurement: 03/18/2019

Measurement duration: 22 minutes 46 seconds

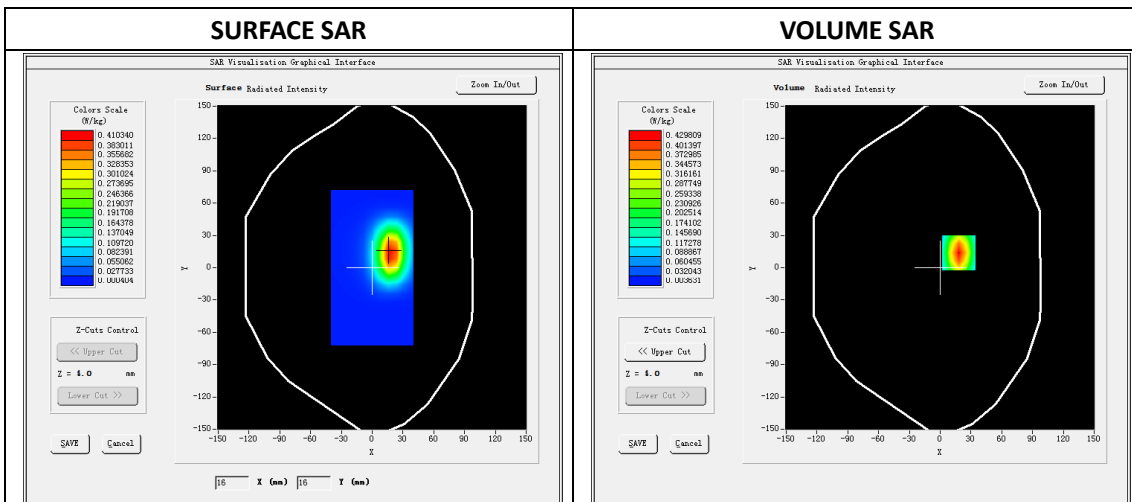
A. Experimental conditions.

Phantom File	dx=8mm dy=8mm
Phantom	5x5x7,dx=8mm dy=8mm dz=5mm
Device Position	Dipole
Band	1900MHz
Channels	
Signal	CW

B. SAR Measurement Results

Band SAR

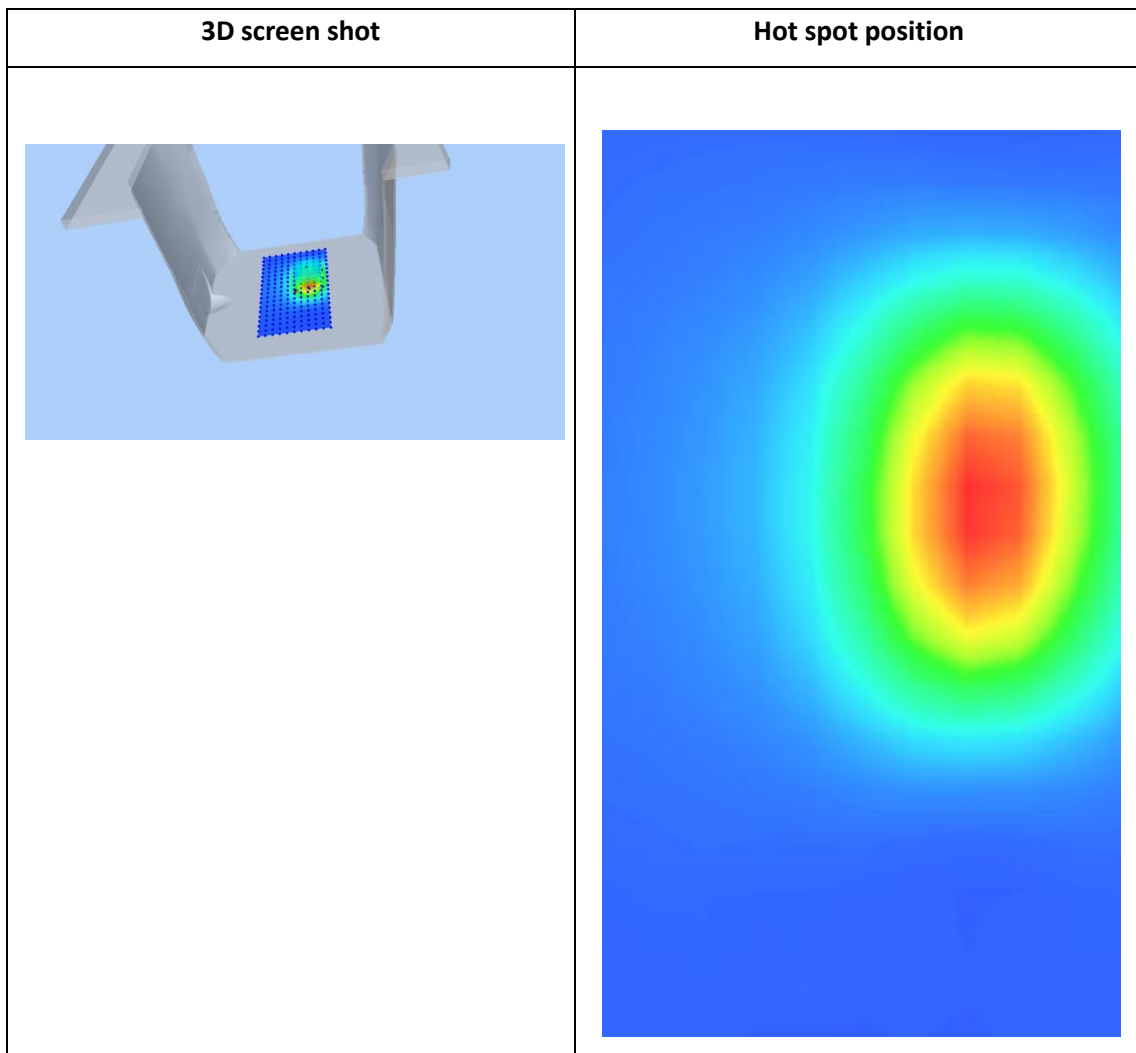
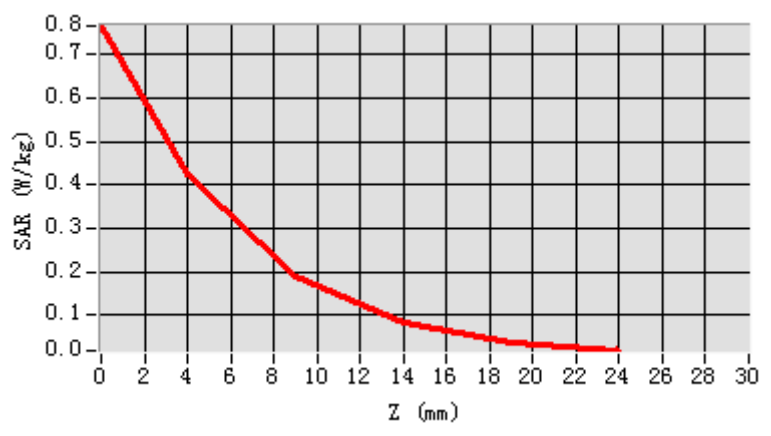
E-Field Probe	SATIMO SN_27/15_EPG0261
Frequency (MHz)	1900
Relative permittivity (real part)	40.60
Relative permittivity	13.44
Conductivity (S/m)	1.81
Power Drift (%)	0.33
Ambient Temperature:	22.1°C
Liquid Temperature:	22.6°C
ConvF:	2.34
Duty factor:	1:1



Maximum location: X=18.00, Y=14.00

SAR 10g (W/Kg)	0.183235
SAR 1g (W/Kg)	0.394227

Z (mm)	0.00	4.00	9.00	14.00	19.00
SAR (W/Kg)	0.7633	0.4227	0.1845	0.0839	0.0317



System Performance Check (Body, 1900MHz)

Type: Validation measurement

Area scan resolution: dx=8mm,dy=8mm

Zoom scan resolution: dx=8mm, dy=8mm, dz=5mm

Date of measurement: 03/18/2019

Measurement duration: 22 minutes 32 seconds

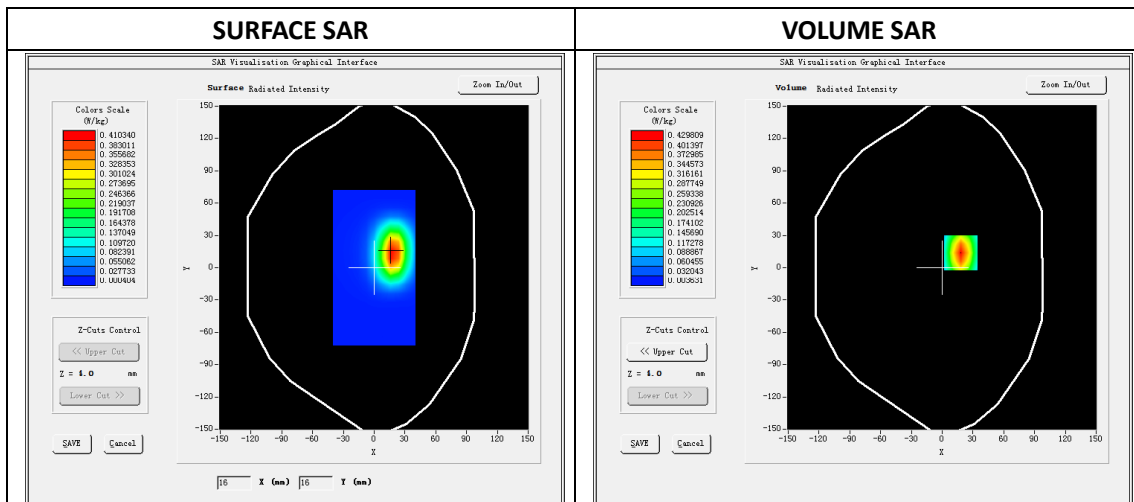
A. Experimental conditions.

Phantom File	dx=8mm dy=8mm
Phantom	5x5x7,dx=8mm dy=8mm dz=5mm
Device Position	Dipole
Band	1900MHz
Channels	
Signal	CW

B. SAR Measurement Results

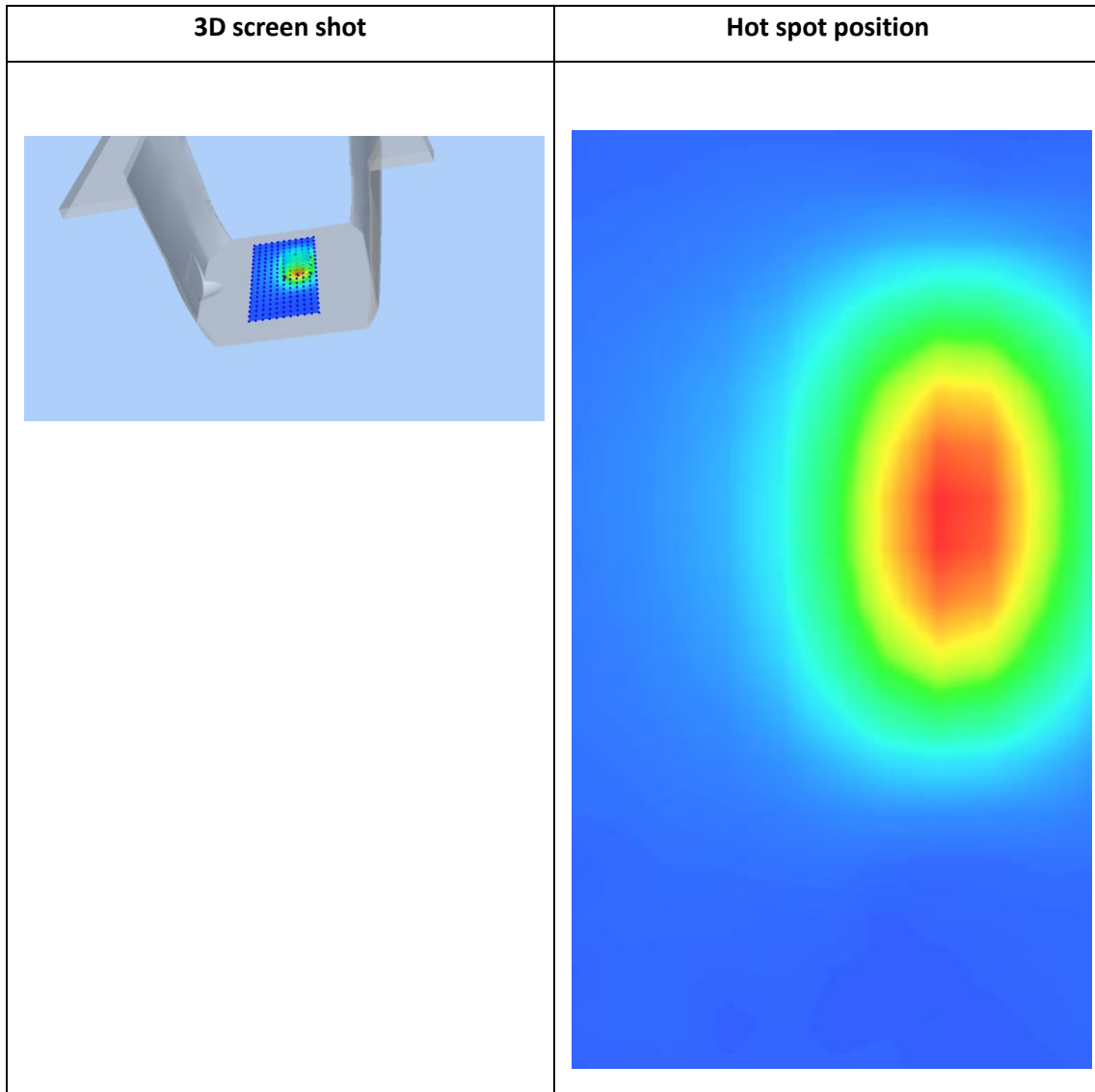
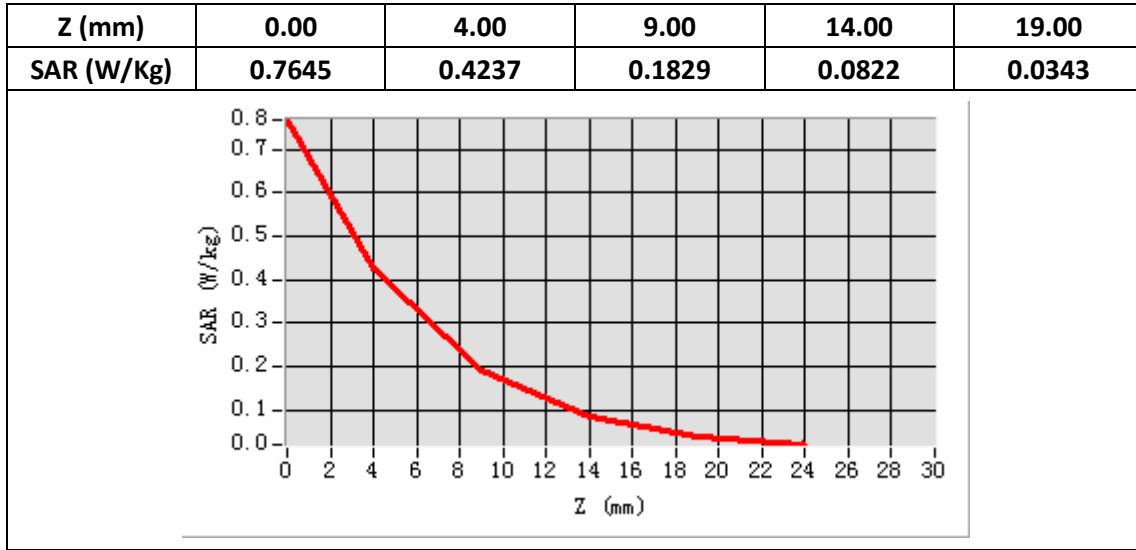
Band SAR

E-Field Probe	SATIMO SN_27/15_EPG0261
Frequency (MHz)	1900
Relative permittivity (real part)	53.42
Relative permittivity	14.30
Conductivity (S/m)	1.51
Power Drift (%)	-0.33
Ambient Temperature:	22.1°C
Liquid Temperature:	22.6°C
ConvF:	2.39
Duty factor:	1:1



Maximum location: X=18.00, Y=14.00

SAR 10g (W/Kg)	0.185784
SAR 1g (W/Kg)	0.386974



System Performance Check (Head, 2450MHz)

Type: Phone measurement

Date of measurement: 03/19/2019

Measurement duration: 22 minutes 41 seconds

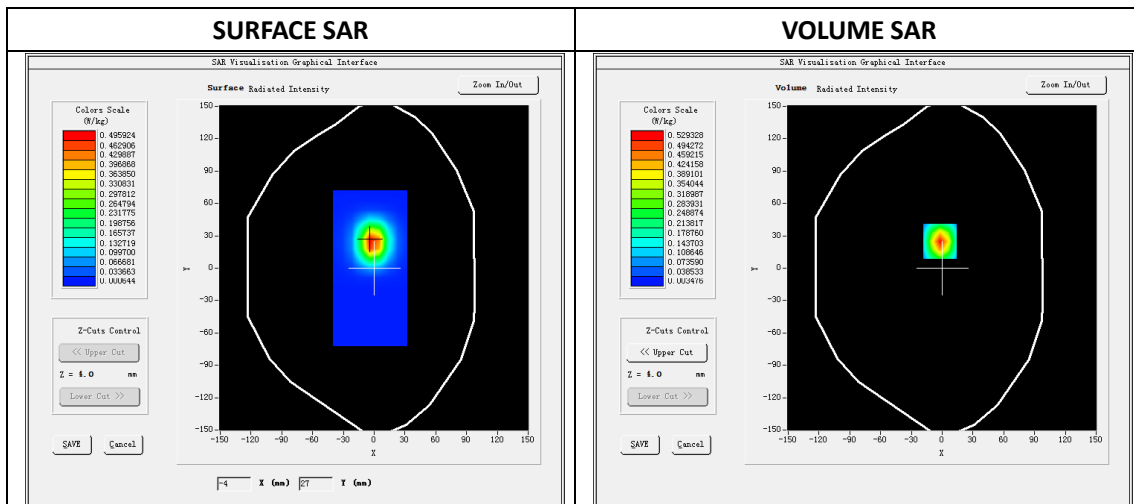
A. Experimental conditions.

Phantom File	dx=5mm,dy=5mm
Phantom	7x7x8,dx=5mm dy=5mm dz=4mm
Device Position	Dipole
Band	2450MHz
Channels	
Signal	CW

B. SAR Measurement Results

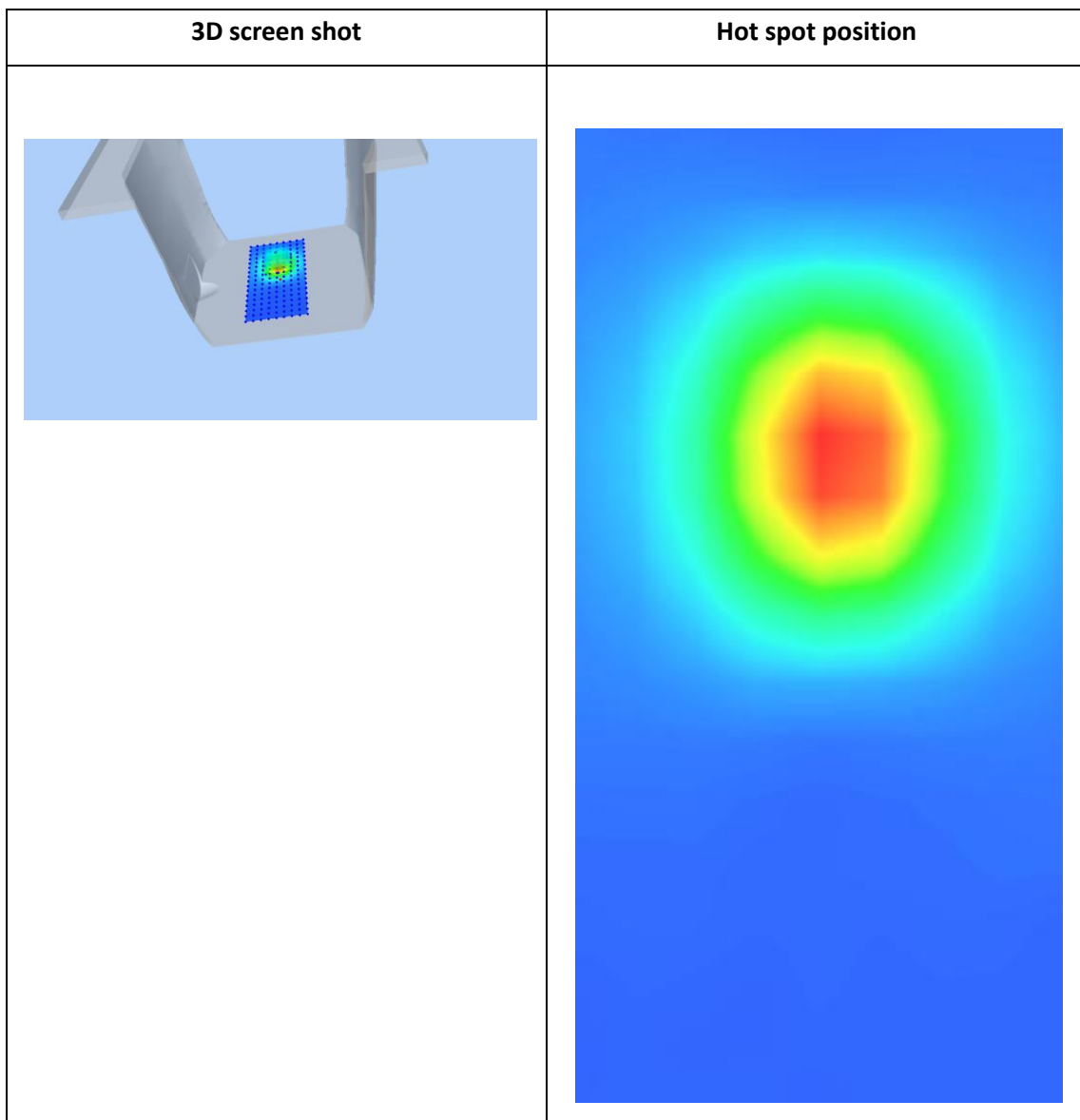
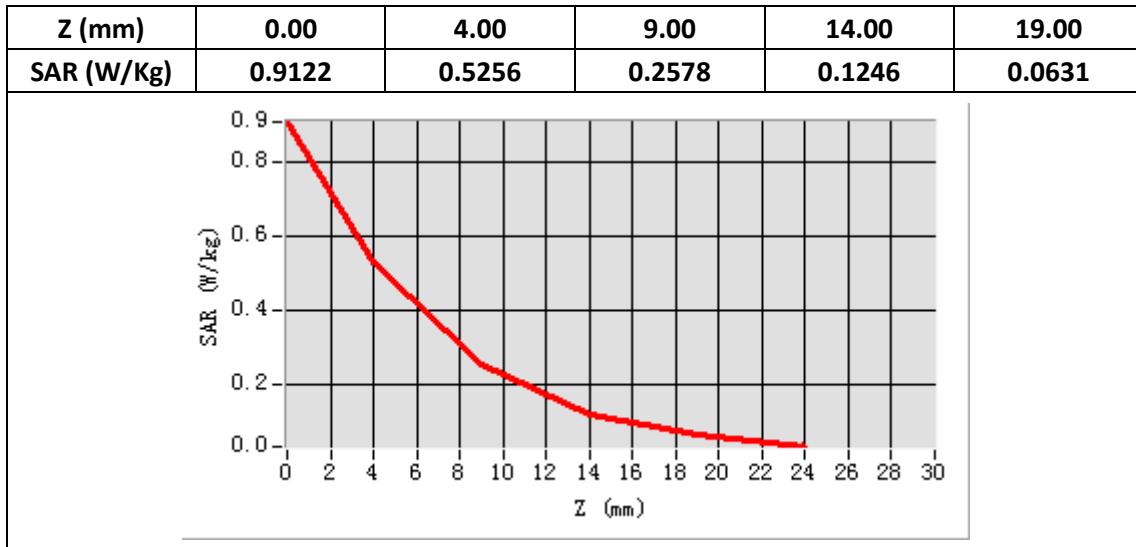
Band SAR

E-Field Probe	SATIMO SN_27/15_EPG0261
Frequency (MHz)	2450
Relative permittivity (real part)	39.26
Relative permittivity	13.44
Conductivity (S/m)	1.81
Power Drift (%)	-0.31
Duty factor:	1:1
ConvF:	2.37



Maximum location: X=-2.00, Y=25.00

SAR 10g (W/Kg)	0.223417
SAR 1g (W/Kg)	0.523481



System Performance Check (Body, 2450MHz)

Type: Phone measurement

Area scan resolution: dx=8mm,dy=8mm

Zoom scan resolution: dx=5mm, dy=5mm, dz=4mm

Date of measurement: 03/19/2019

Measurement duration: 22 minutes 22 seconds

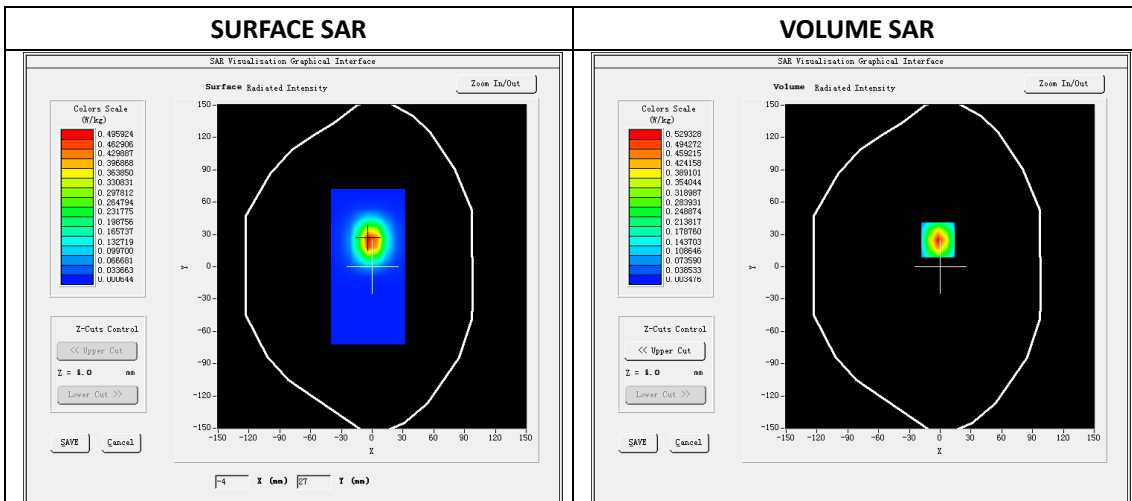
A. Experimental conditions.

Phantom File	dx=5mm,dy=5mm
Phantom	7x7x8,dx=5mm dy=5mm dz=4mm
Device Position	Dipole
Band	2450MHz
Channels	
Signal	CW

B. SAR Measurement Results

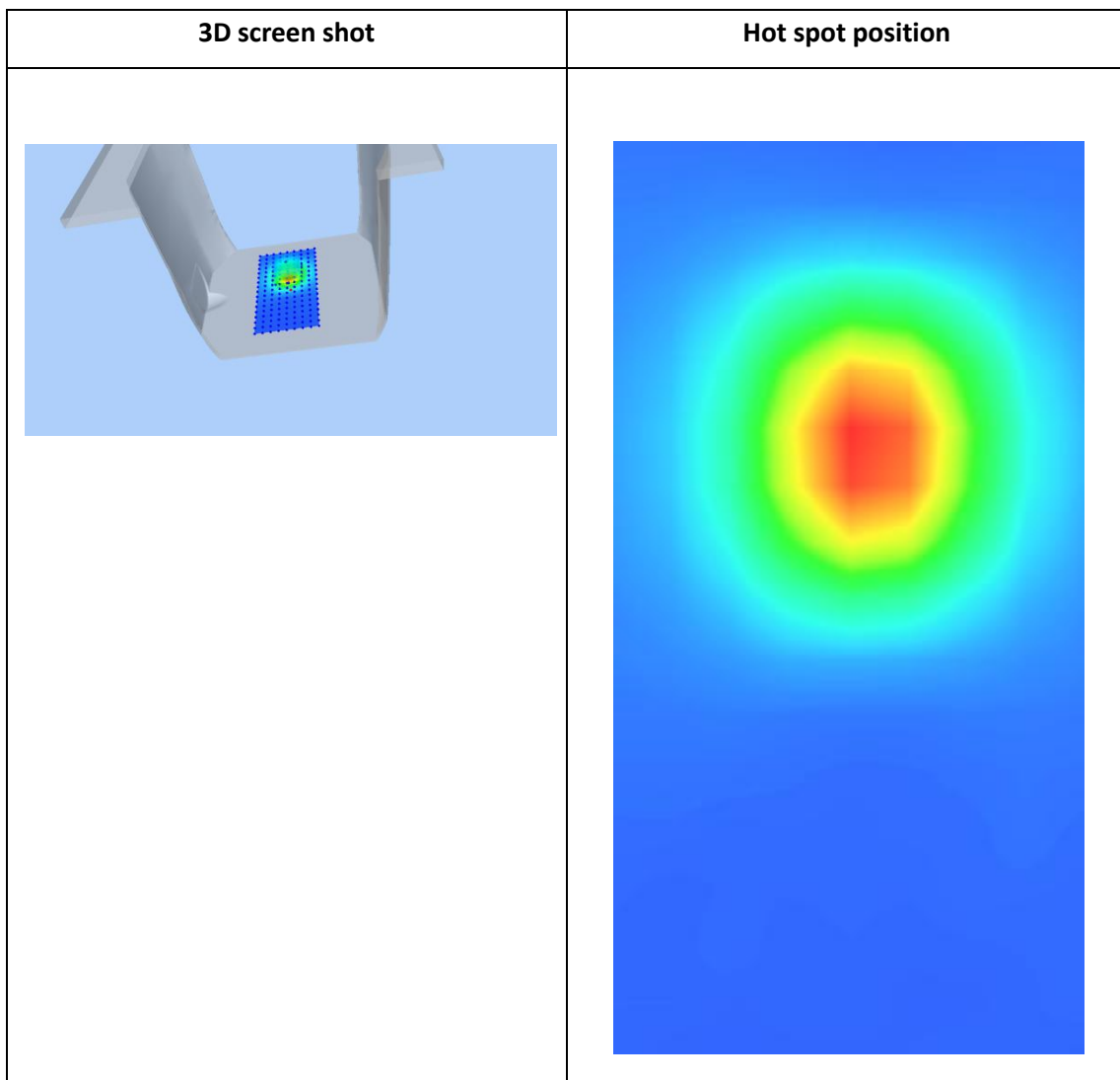
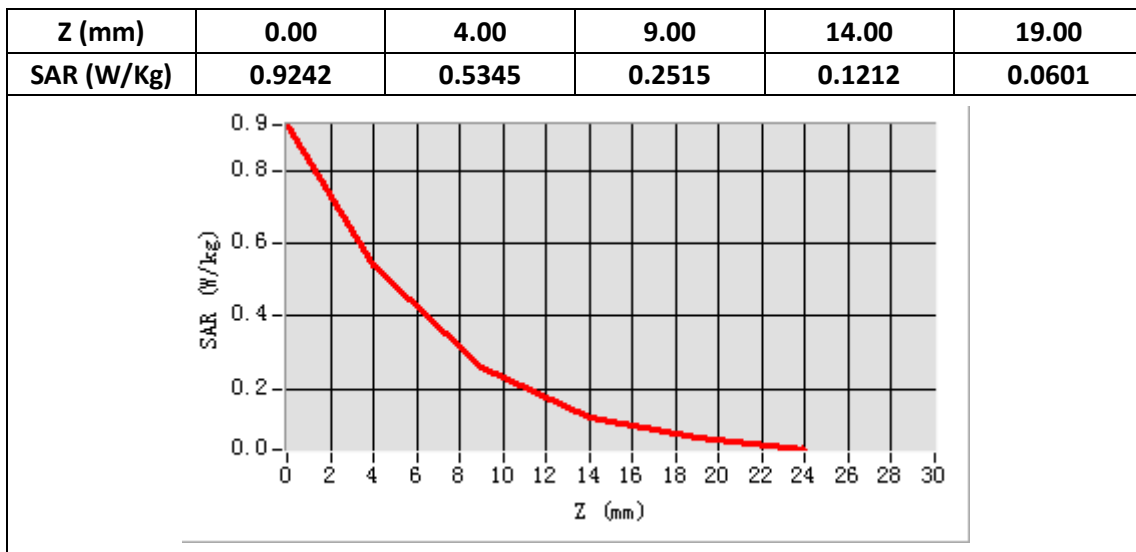
Band SAR

E-Field Probe	SATIMO SN_27/15_EPG0261
Frequency (MHz)	2450
Relative permittivity (real part)	52.61
Relative permittivity	14.17
Conductivity (S/m)	1.93
Power Drift (%)	-0.74
Duty factor:	1:1
ConvF:	2.46



Maximum location: X=-2.00, Y=25.00

SAR 10g (W/Kg)	0.211247
SAR 1g (W/Kg)	0.513745



System Performance Check (Head, 2600MHz)

Type: Phone measurement

Area scan resolution: dx=8mm,dy=8mm

Zoom scan resolution: dx=5mm, dy=5mm, dz=4mm

Date of measurement: 03/19/2019

Measurement duration: 22 minutes 38 seconds

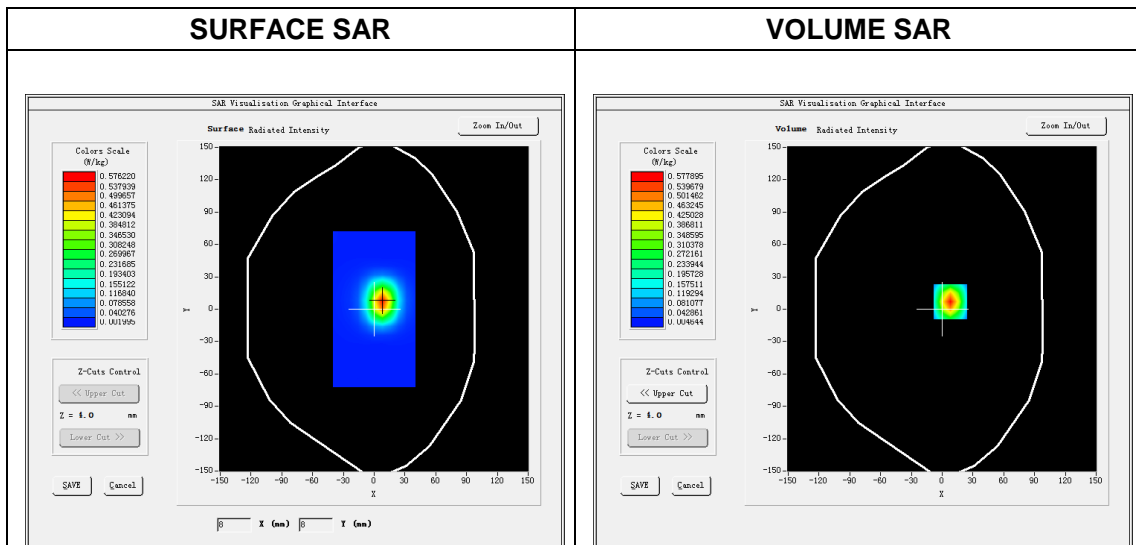
A. Experimental conditions.

Phantom File	dx=8mm dy=8mm
Phantom	7x7x8,dx=5mm dy=5mm dz=4mm
Device Position	Dipole
Band	2600MHz
Channels	
Signal	CW

B. SAR Measurement Results

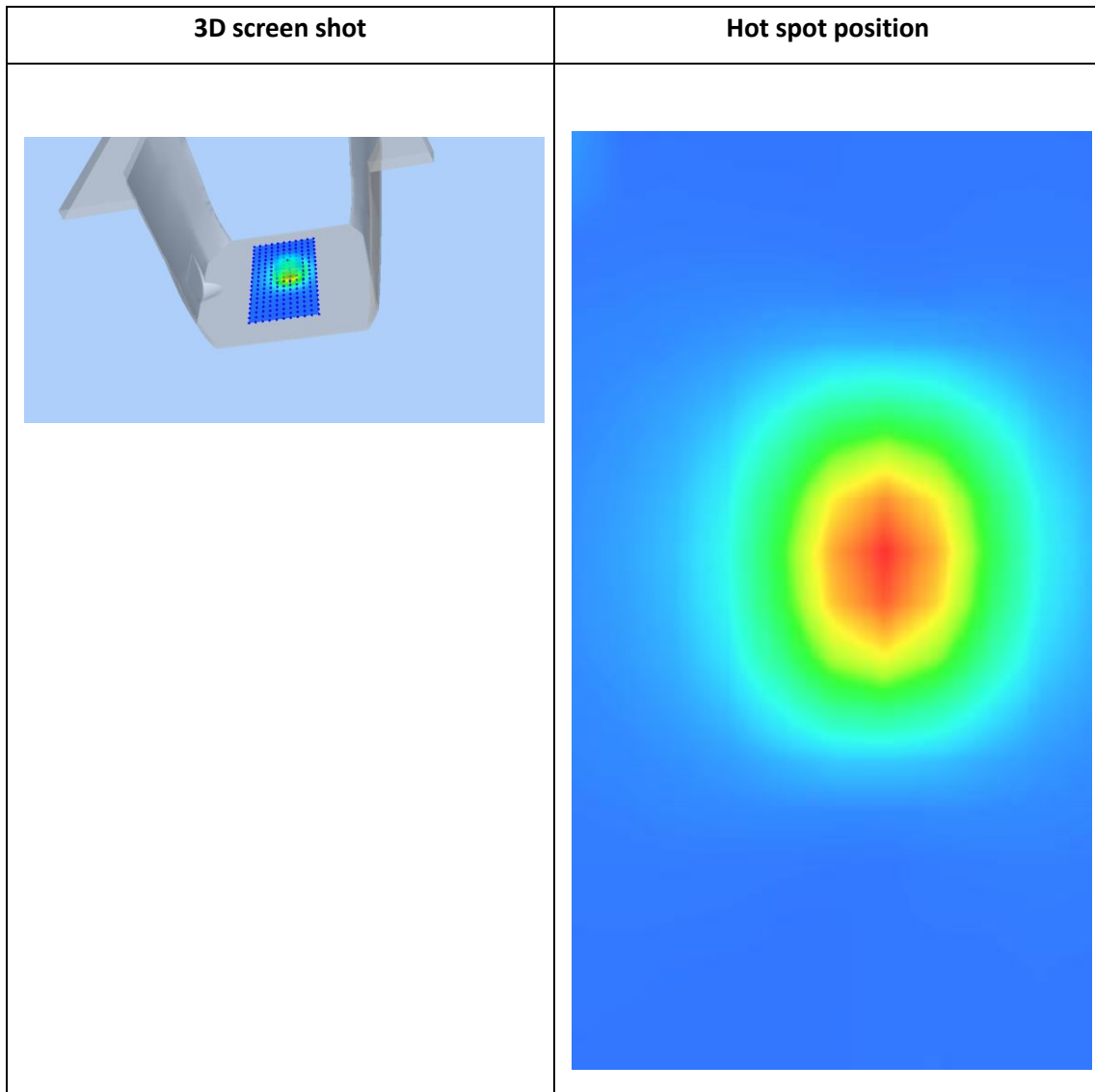
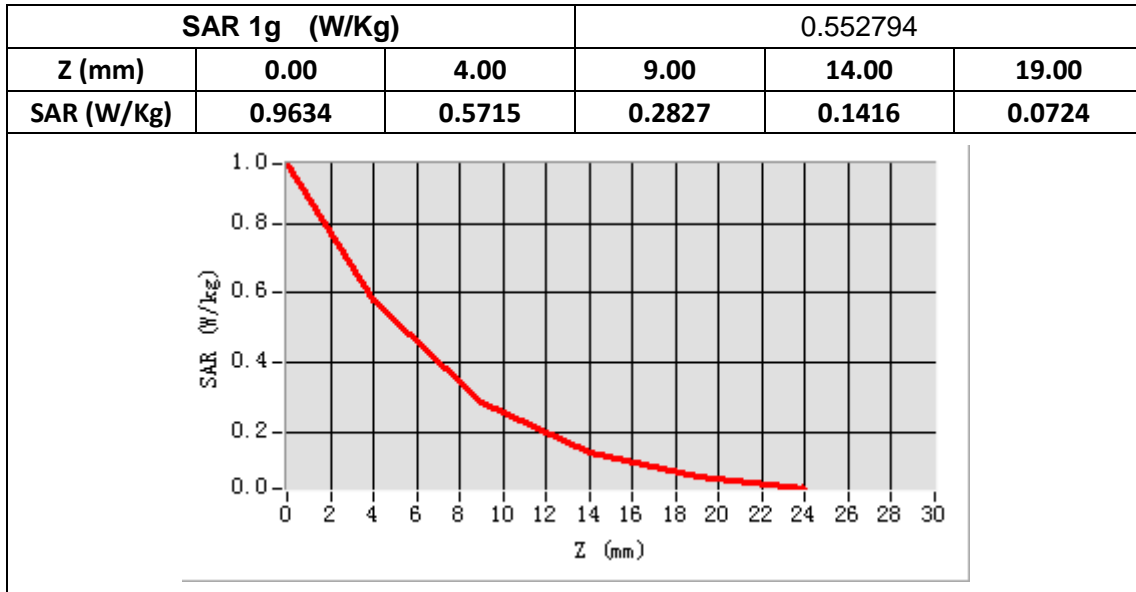
Band SAR

E-Field Probe	SATIMO SN_27/15_EPG0261
Frequency (MHz)	2600
Relative permittivity (real part)	39.11
Relative permittivity	13.63
Conductivity (S/m)	1.97
Power drift (%)	1.89
Ambient Temperature:	22.2°C
Liquid Temperature:	22.5°C
Crest factor:	1:1
ConvF:	2.35



Maximum location: X=8.00, Y=7.00

SAR 10g (W/Kg)	0.254579
-----------------------	----------



System Performance Check (Body, 2600MHz)

Type: Phone measurement

Area scan resolution: dx=8mm,dy=8mm

Zoom scan resolution: dx=5mm, dy=5mm, dz=4mm

Date of measurement: 03/19/2019

Measurement duration: 22 minutes 24 seconds

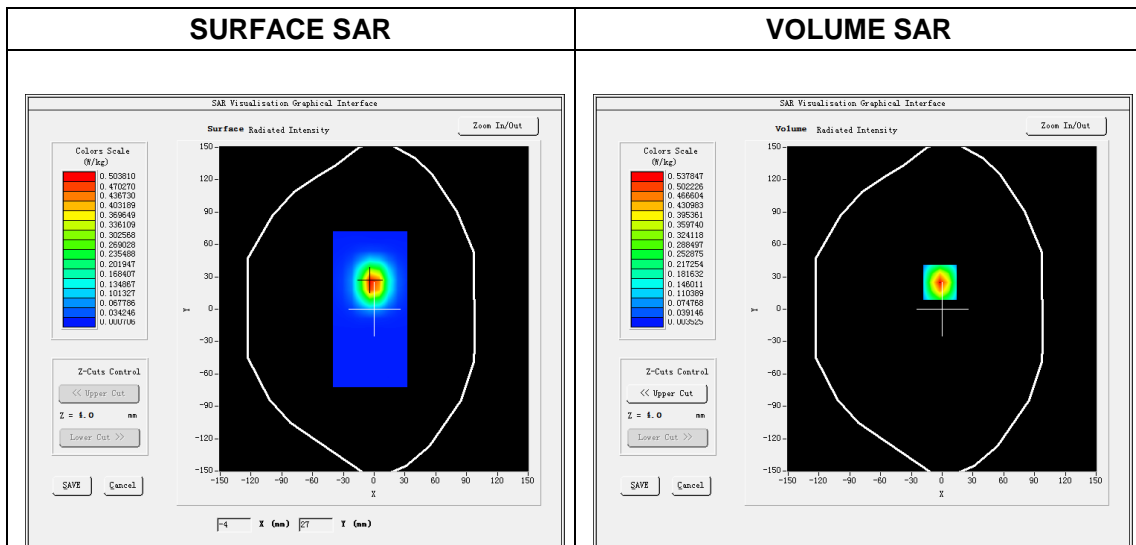
A. Experimental conditions.

Phantom File	dx=8mm dy=8mm
Phantom	7x7x8,dx=5mm dy=5mm dz=4mm
Device Position	Dipole
Band	2600MHz
Channels	
Signal	CW

B. SAR Measurement Results

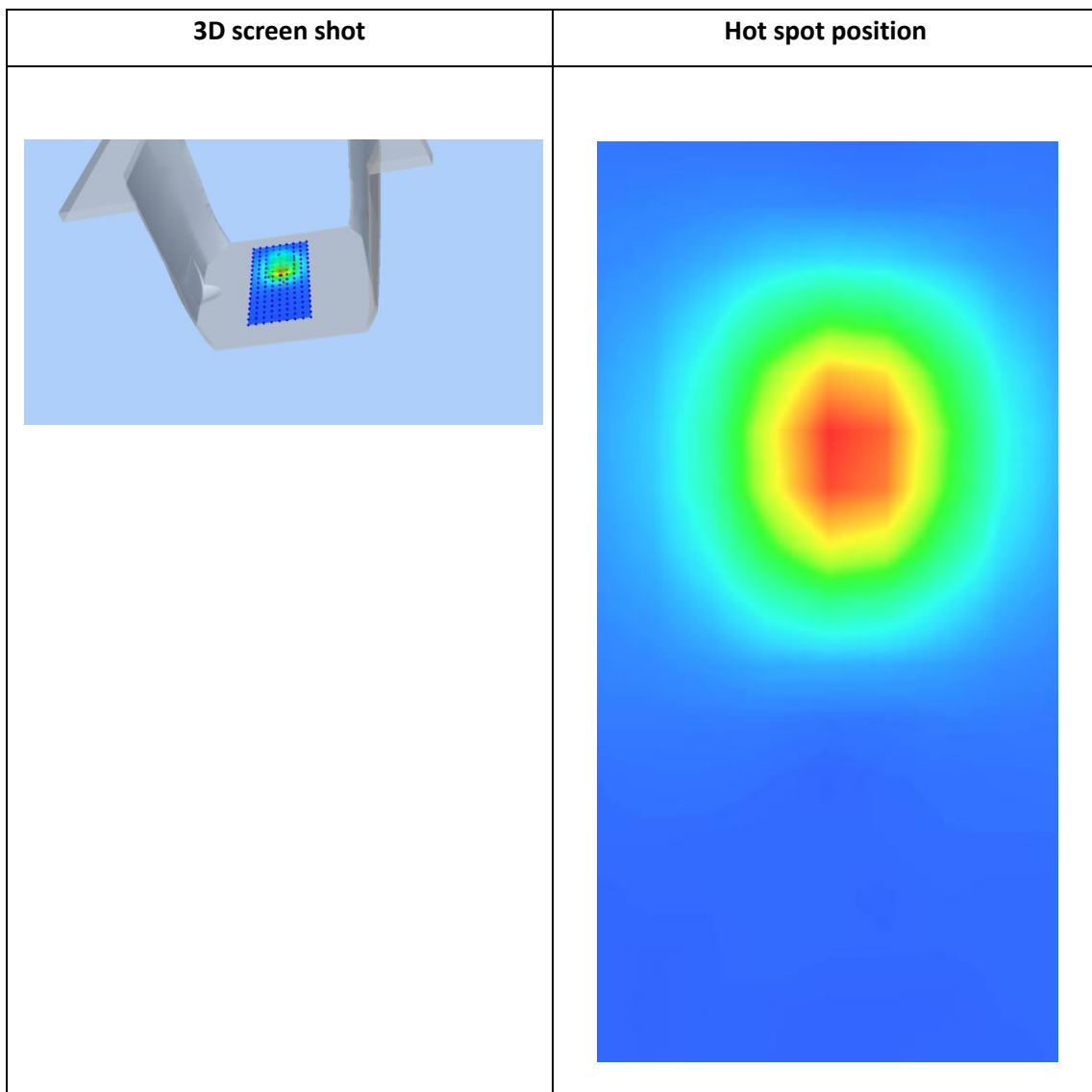
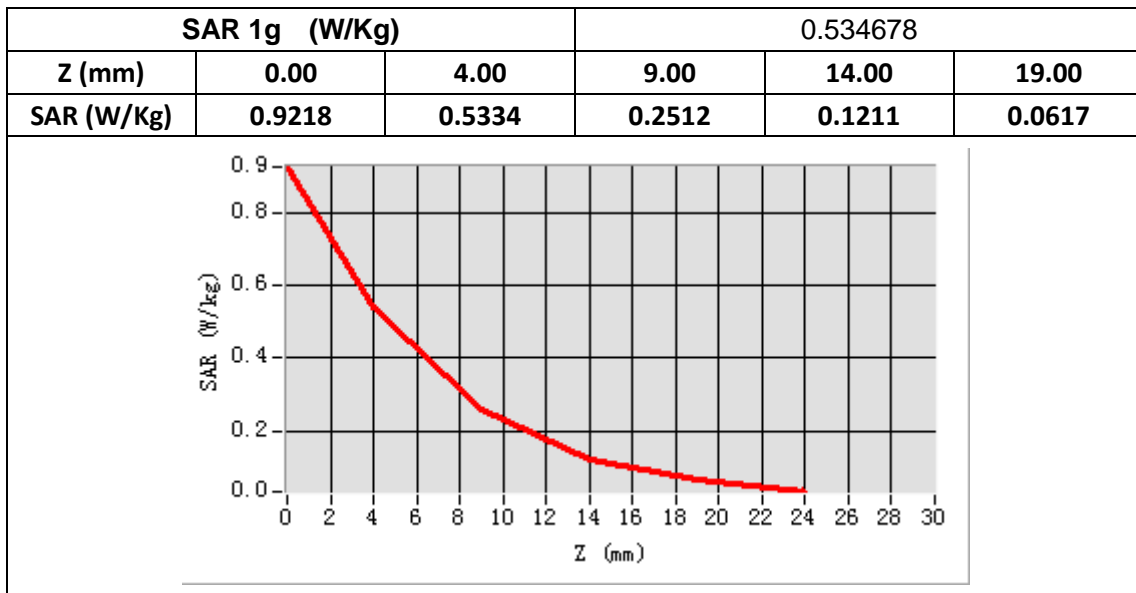
Band SAR

E-Field Probe	SATIMO SN_27/15_EPG0261
Frequency (MHz)	2600
Relative permittivity (real part)	52.28
Relative permittivity	14.60
Conductivity (S/m)	2.11
Power drift (%)	-0.96
Ambient Temperature:	22.2°C
Liquid Temperature:	22.5°C
Crest factor:	1:1
ConvF:	2.43



Maximum location: X=-2.00, Y=25.00

SAR 10g (W/Kg)	0.244522
-----------------------	----------



System Performance Check (Head, 750MHz)

Type: Phone measurement

Area scan resolution: dx=8mm,dy=8mm

Zoom scan resolution: dx=8mm, dy=8mm, dz=5mm

Date of measurement: 03/21/2019

Measurement duration: 22 minutes 28 seconds

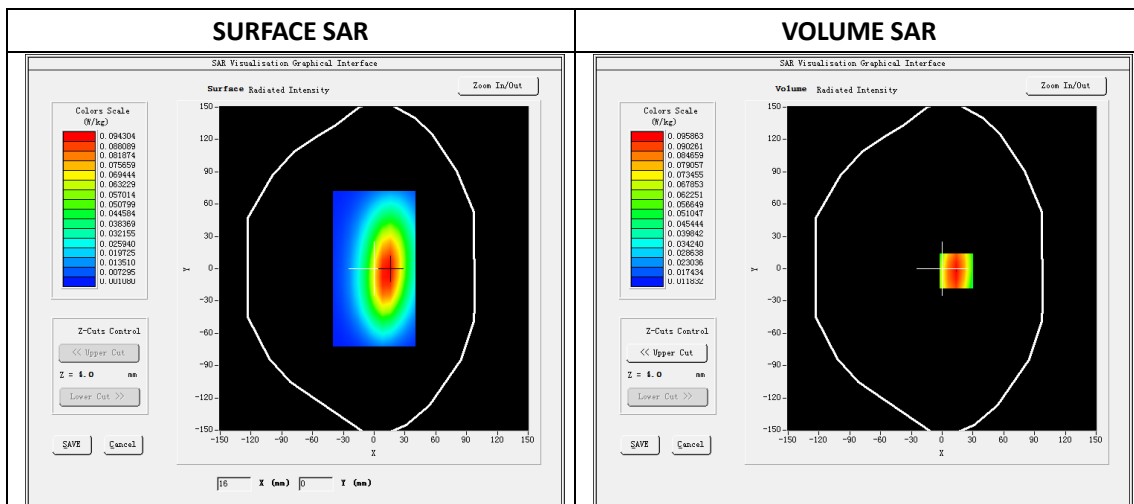
A. Experimental conditions.

Phantom File	dx=8mm dy=8mm
Phantom	5x5x7,dx=8mm dy=8mm dz=5mm
Device Position	Dipole
Band	750MHz
Channels	
Signal	CW

B. SAR Measurement Results

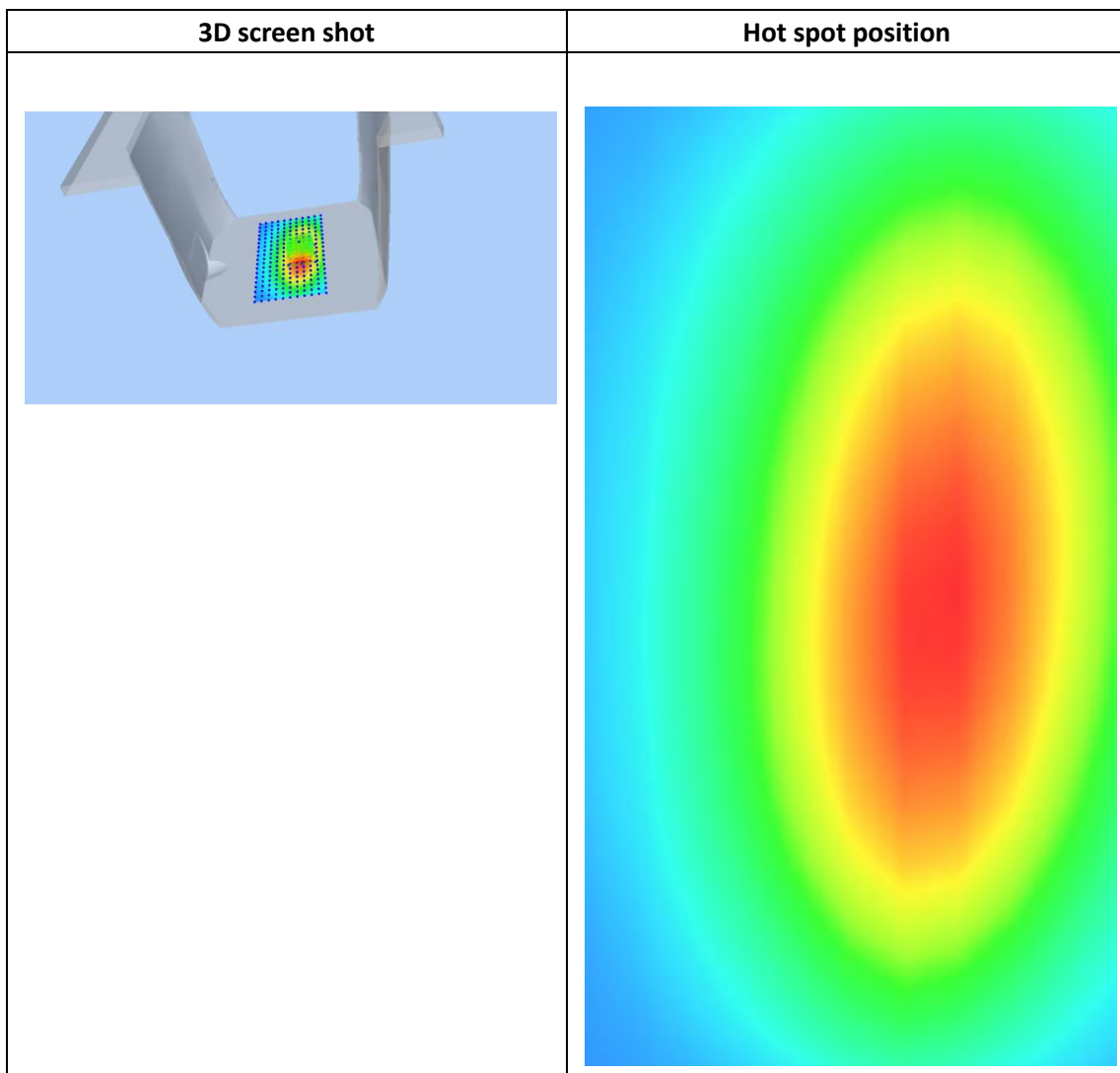
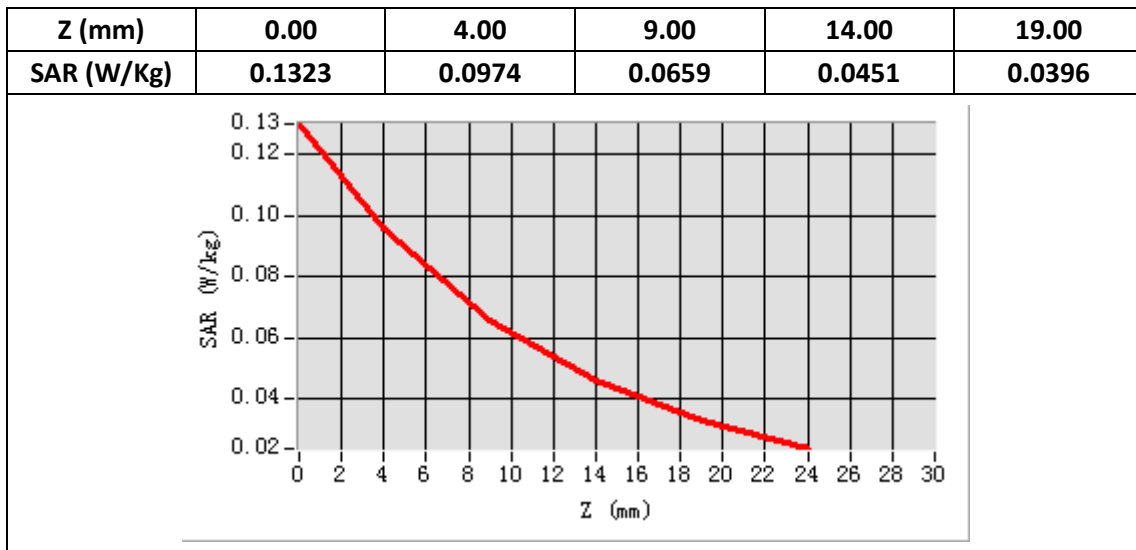
Band SAR

E-Field Probe	SATIMO SN_27/15_EPG0261
Frequency (MHz)	750
Relative permittivity (real part)	41.86
Relative permittivity	22.32
Conductivity (S/m)	0.93
Power drift (%)	-0.18
Ambient Temperature:	22.2°C
Liquid Temperature:	22.6°C
ConvF:	1.87
Crest factor:	1:1



Maximum location: X=1400, Y=-2.00

SAR 10g (W/Kg)	0.062467
SAR 1g (W/Kg)	0.085798



System Performance Check (Body, 750MHz)

Type: Phone measurement

Area scan resolution: dx=8mm,dy=8mm

Zoom scan resolution: dx=8mm, dy=8mm, dz=5mm

Date of measurement: 03/21/2019

Measurement duration: 22 minutes 46 seconds

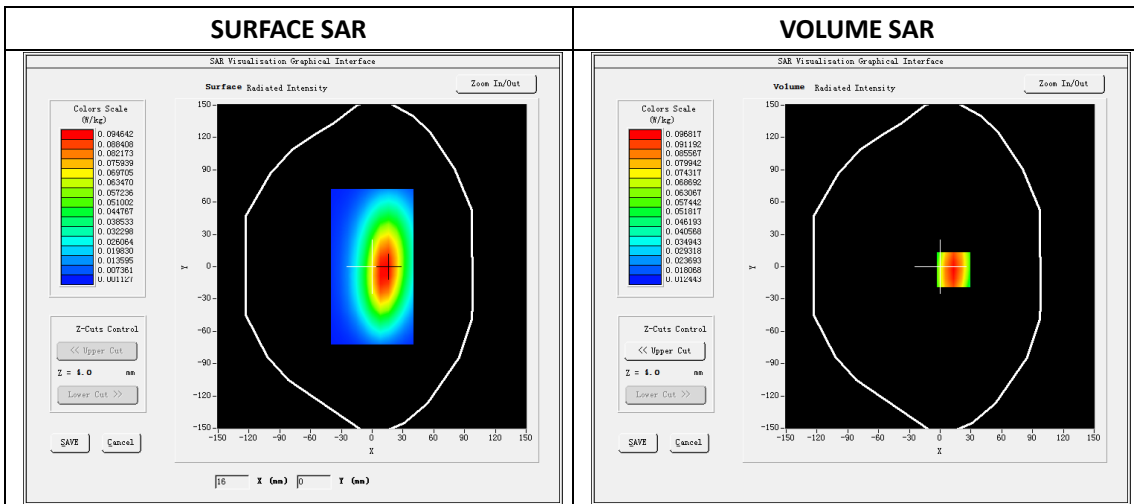
A. Experimental conditions.

Phantom File	dx=8mm dy=8mm
Phantom	5x5x7,dx=8mm dy=8mm dz=5mm
Device Position	Dipole
Band	750MHz
Channels	
Signal	CW

B. SAR Measurement Results

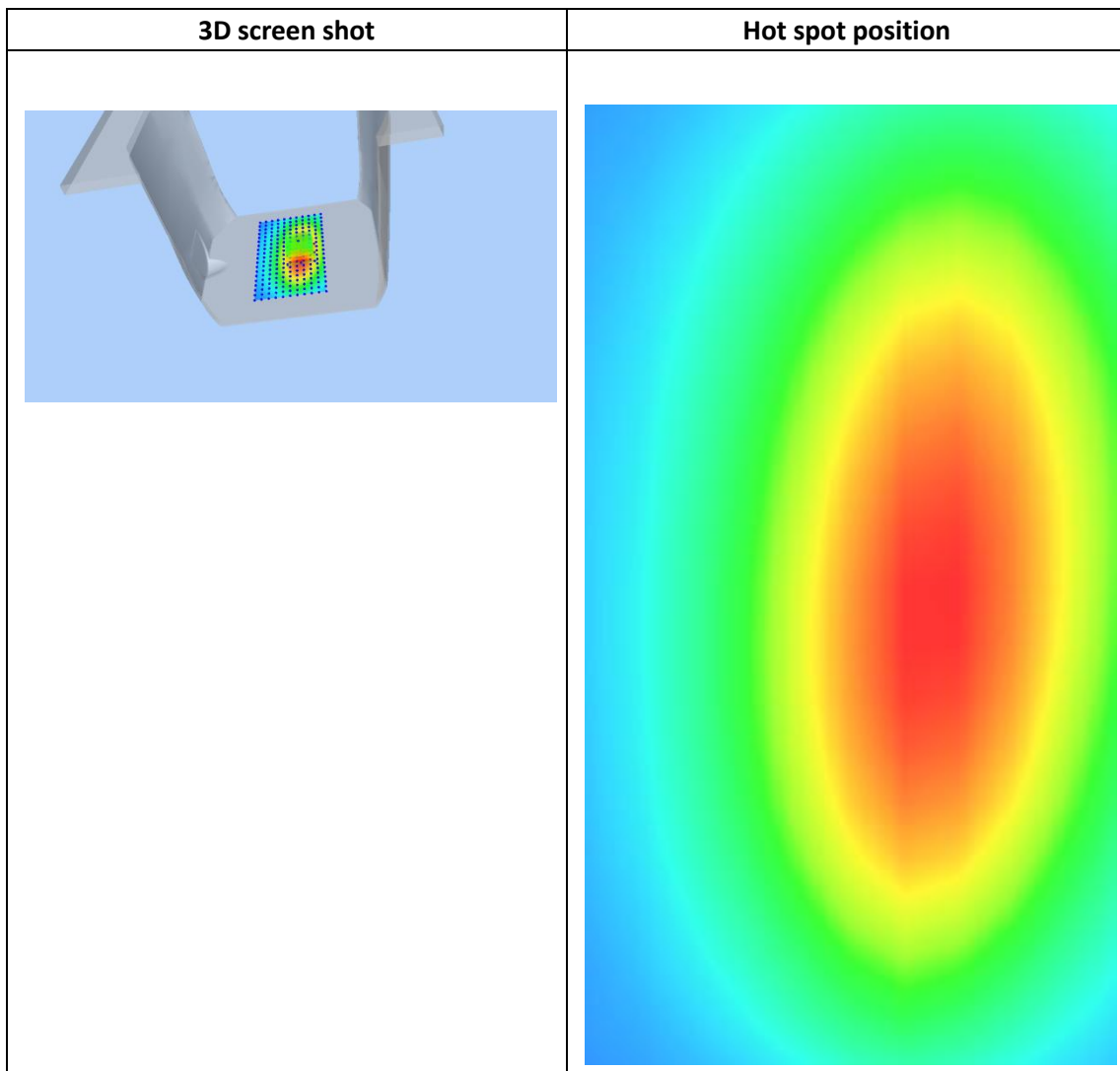
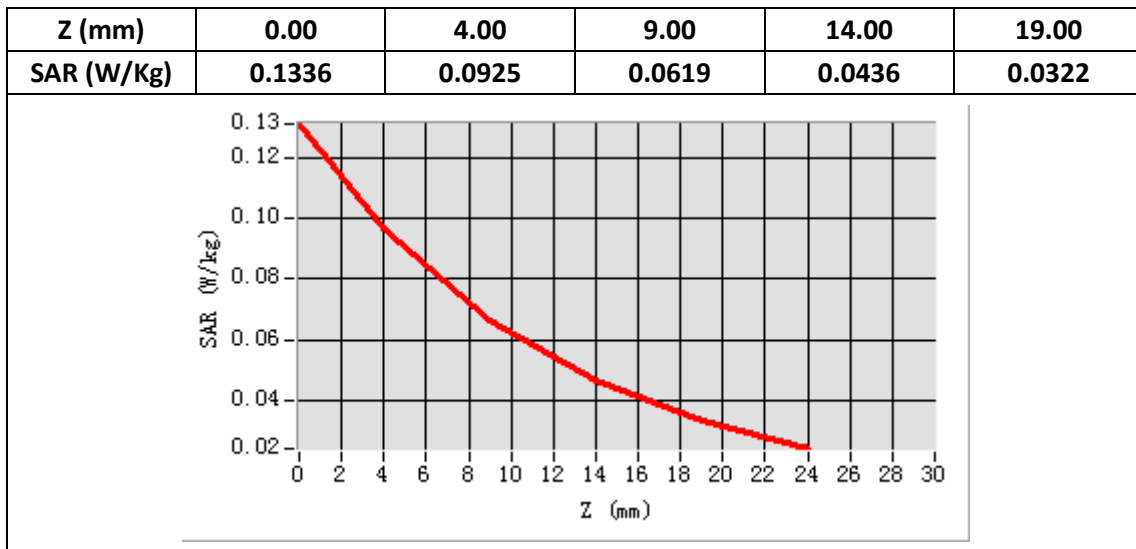
Band SAR

E-Field Probe	SATIMO SN_27/15_EPG0261
Frequency (MHz)	750
Relative permittivity (real part)	55.71
Relative permittivity	23.76
Conductivity (S/m)	0.99
Power drift (%)	-1.74
Ambient Temperature:	22.2°C
Liquid Temperature:	22.6°C
ConvF:	1.93
Crest factor:	1:1



Maximum location: X=13.00, Y=-3.00

SAR 10g (W/Kg)	0.062794
SAR 1g (W/Kg)	0.086678



System Performance Check (Head, 850MHz)

Type: Phone measurement

Area scan resolution: dx=8mm,dy=8mm

Zoom scan resolution: dx=8mm, dy=8mm, dz=5mm

Date of measurement: 03/22/2019

Measurement duration: 22 minutes 38 seconds

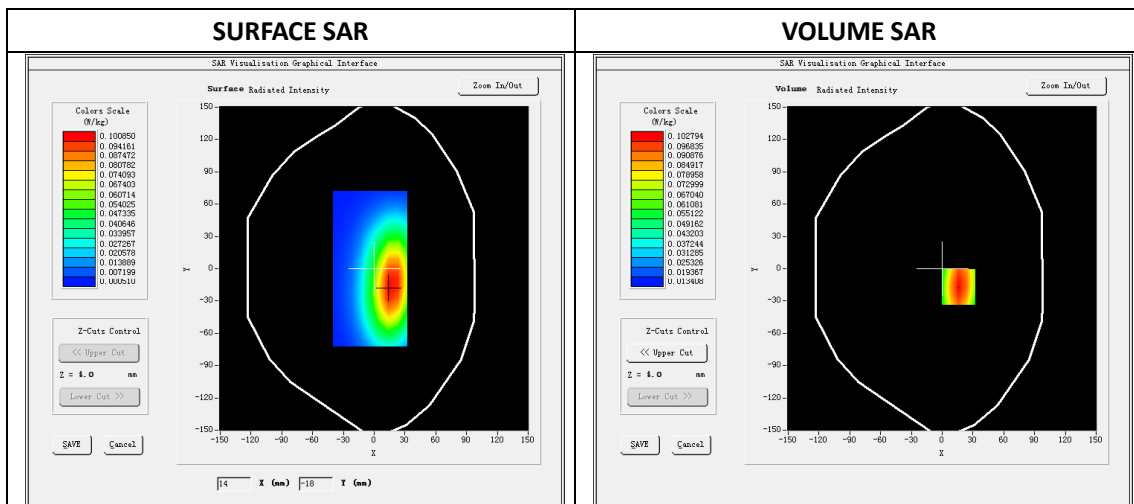
A. Experimental conditions.

Phantom File	dx=8mm dy=8mm
Phantom	5x5x7,dx=8mm dy=8mm dz=5mm
Device Position	Dipole
Band	850MHz
Channels	
Signal	CW

B. SAR Measurement Results

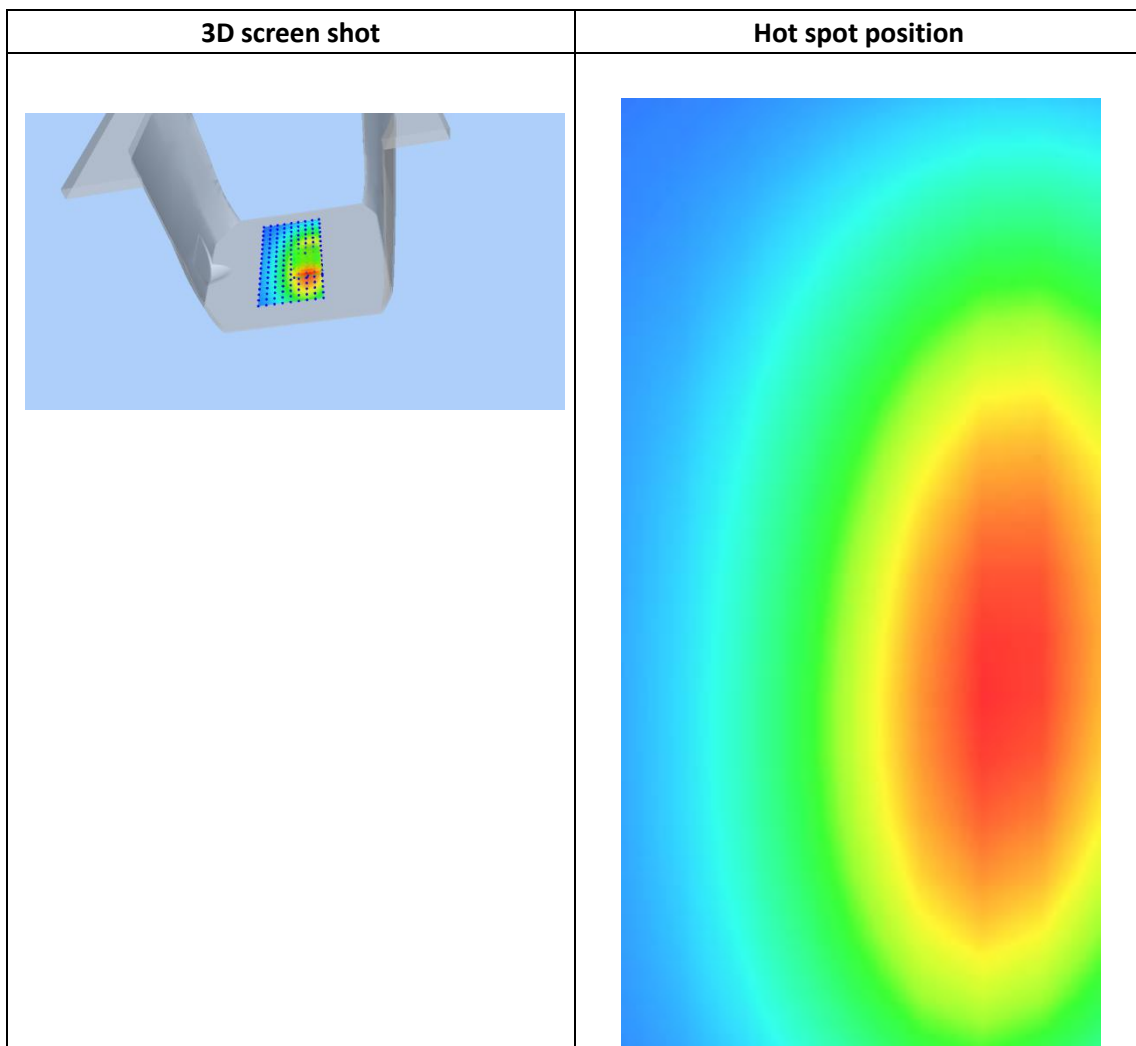
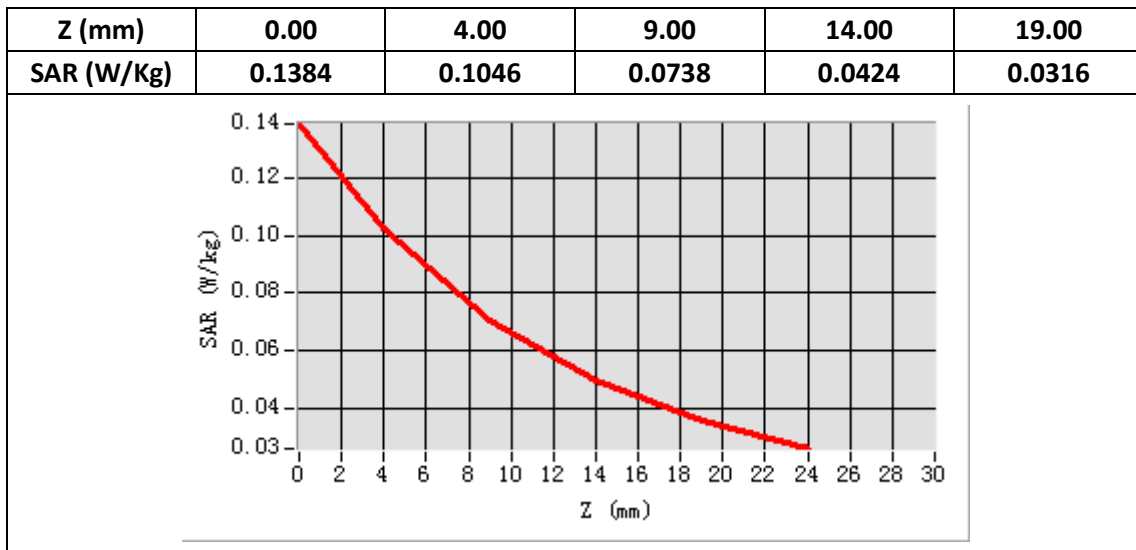
Band SAR

E-Field Probe	SATIMO SN_27/15_EPG0261
Frequency (MHz)	850
Relative permittivity (real part)	41.61
Relative permittivity	19.90
Conductivity (S/m)	0.94
Power drift (%)	3.38
Ambient Temperature:	22.2°C
Liquid Temperature:	22.6°C
ConvF:	1.92
Crest factor:	1:1



Maximum location: X=16.00, Y=-17.00

SAR 10g (W/Kg)	0.065146
SAR 1g (W/Kg)	0.098744



System Performance Check (Body, 850MHz)

Type: Phone measurement

Area scan resolution: dx=8mm,dy=8mm

Zoom scan resolution: dx=8mm, dy=8mm, dz=5mm

Date of measurement: 03/22/2019

Measurement duration: 22 minutes 49 seconds

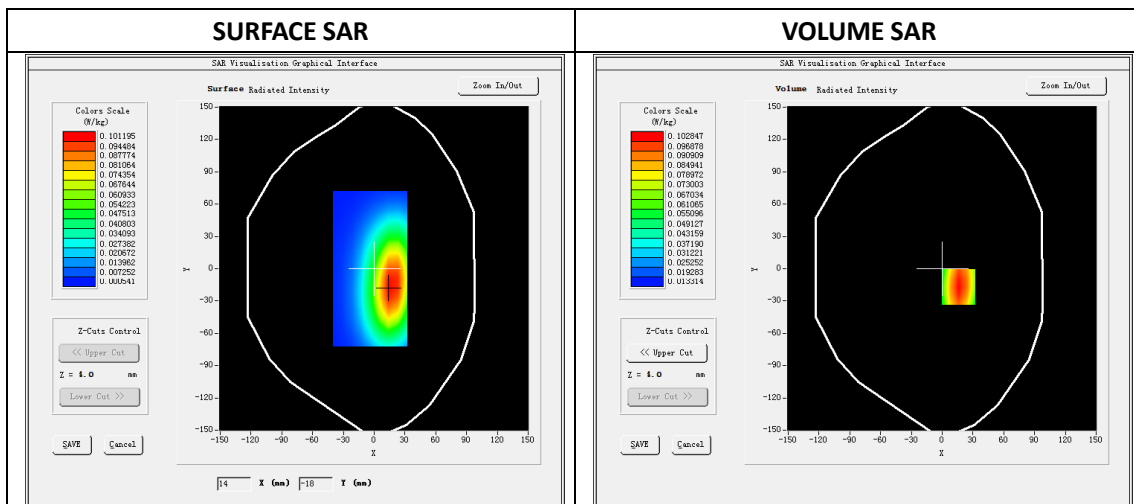
A. Experimental conditions.

Phantom File	dx=8mm dy=8mm
Phantom	5x5x7,dx=8mm dy=8mm dz=5mm
Device Position	Dipole
Band	850MHz
Channels	
Signal	CW

B. SAR Measurement Results

Band SAR

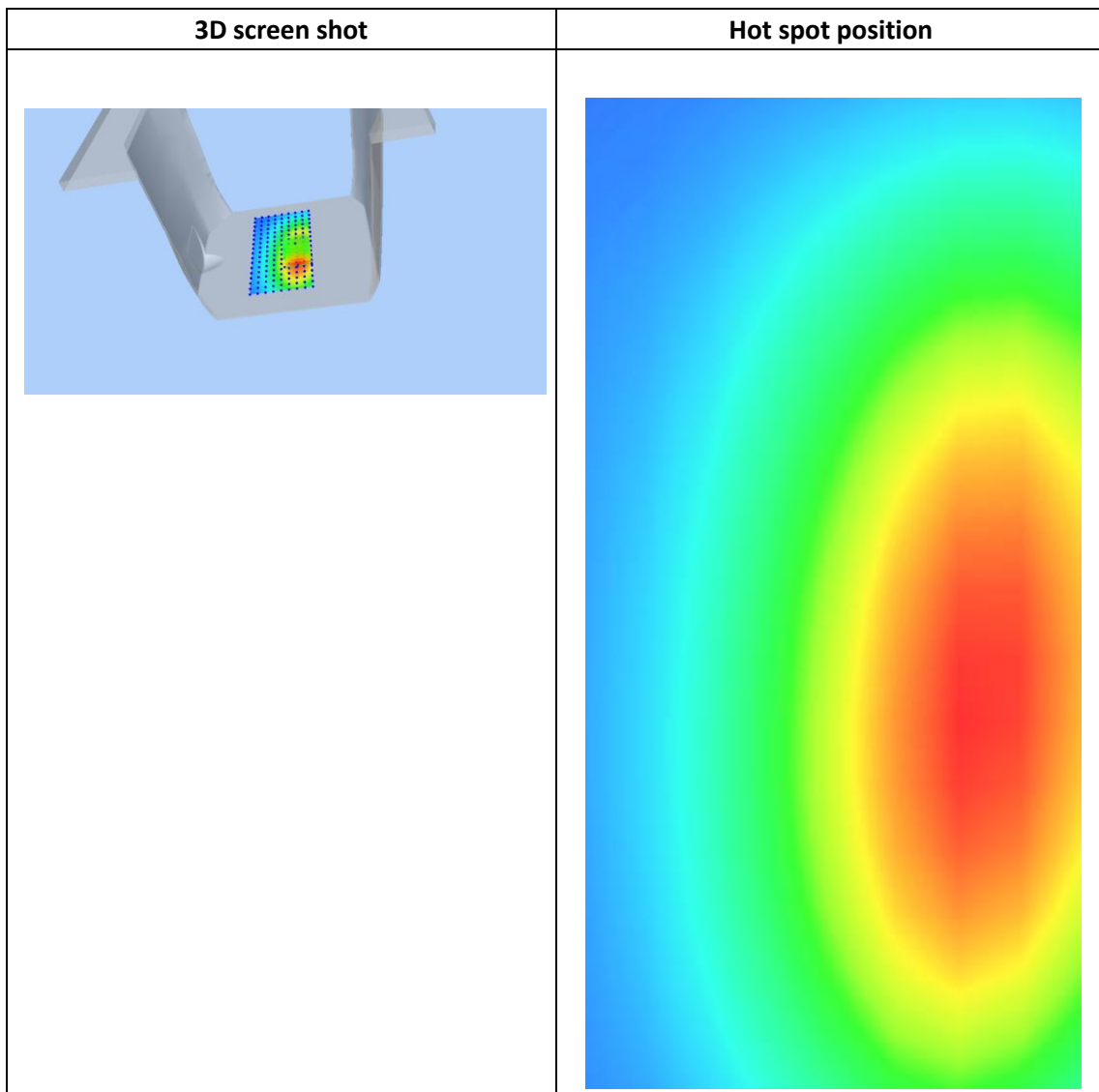
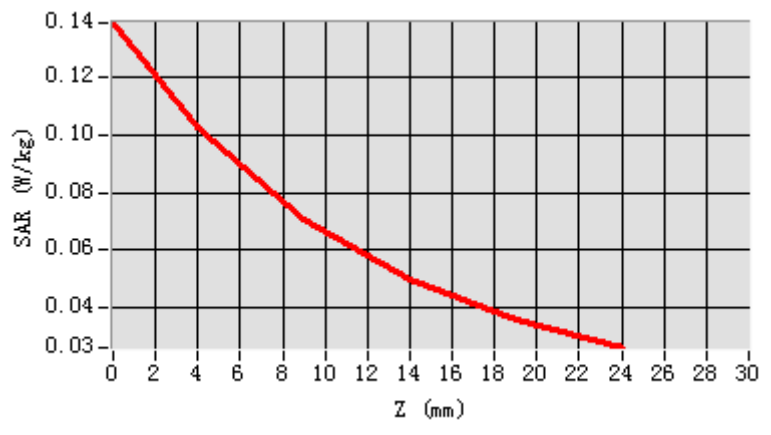
E-Field Probe	SATIMO SN_27/15_EPG0261
Frequency (MHz)	850
Relative permittivity (real part)	55.33
Relative permittivity	21.12
Conductivity (S/m)	0.98
Power drift (%)	2.11
Ambient Temperature:	22.2°C
Liquid Temperature:	22.6°C
ConvF:	1.99
Crest factor:	1:1



Maximum location: X=16.00, Y=-17.00

SAR 10g (W/Kg)	0.067251
SAR 1g (W/Kg)	0.097527

Z (mm)	0.00	4.00	9.00	14.00	19.00
SAR (W/Kg)	0.1323	0.1003	0.0715	0.0433	0.0309



System Performance Check (Head, 1800MHz)

Type: Validation measurement

Area scan resolution: dx=8mm,dy=8mm

Zoom scan resolution: dx=8mm, dy=8mm, dz=5mm

Date of measurement: 03/23/2019

Measurement duration: 22 minutes 15 seconds

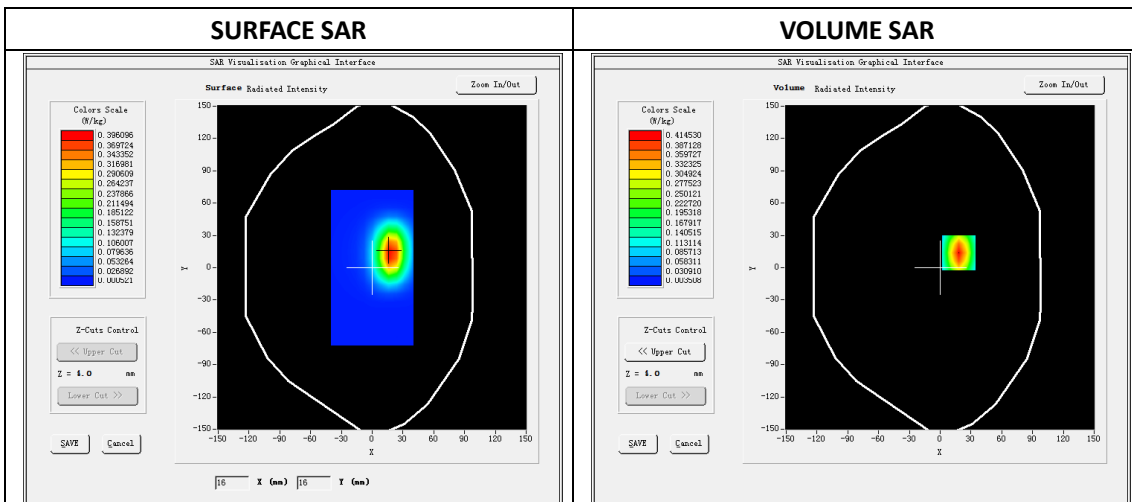
A. Experimental conditions.

Phantom File	dx=8mm dy=8mm
Phantom	5x5x7,dx=8mm dy=8mm dz=5mm
Device Position	Dipole
Band	1800MHz
Channels	
Signal	CW

B. SAR Measurement Results

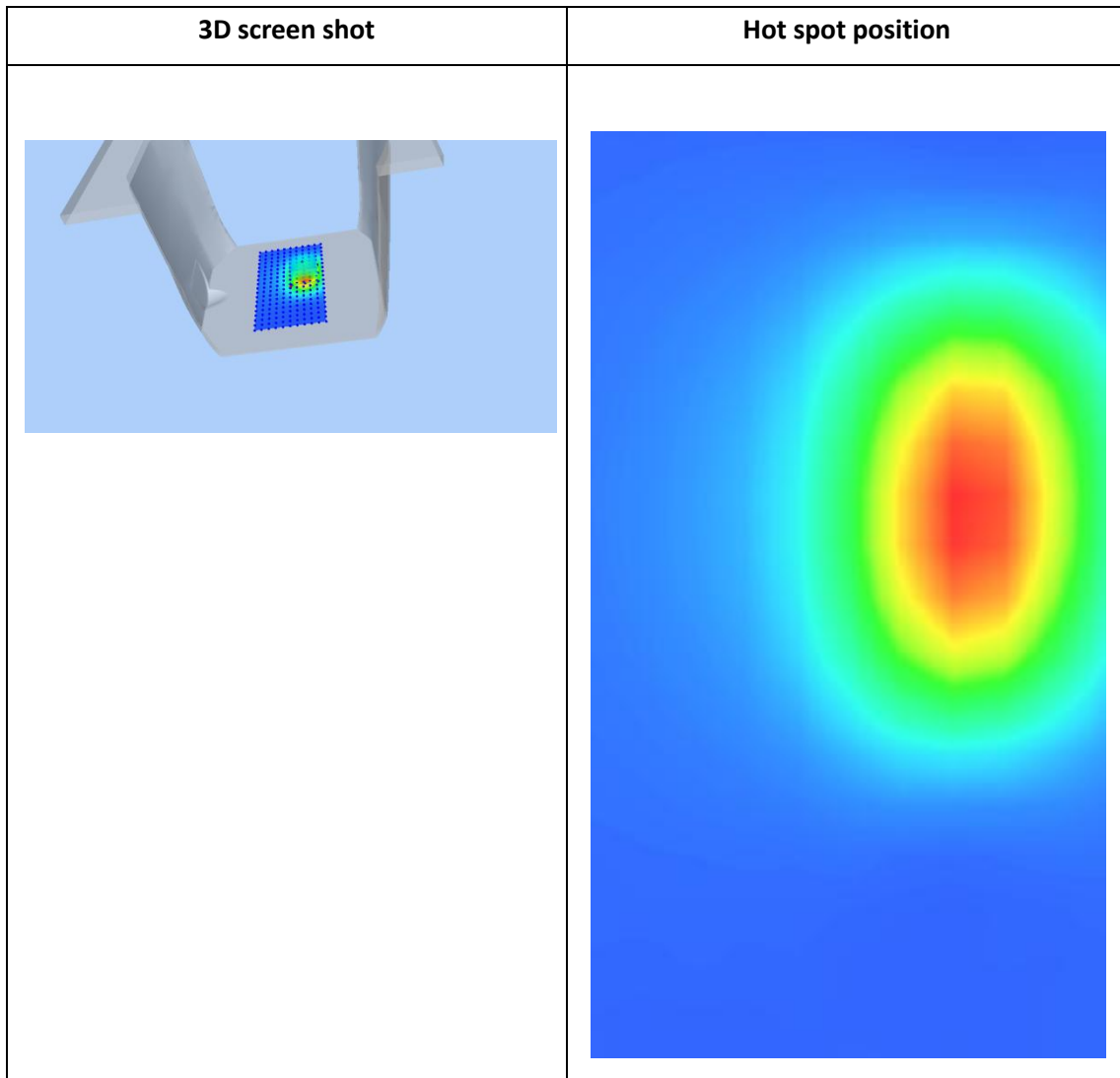
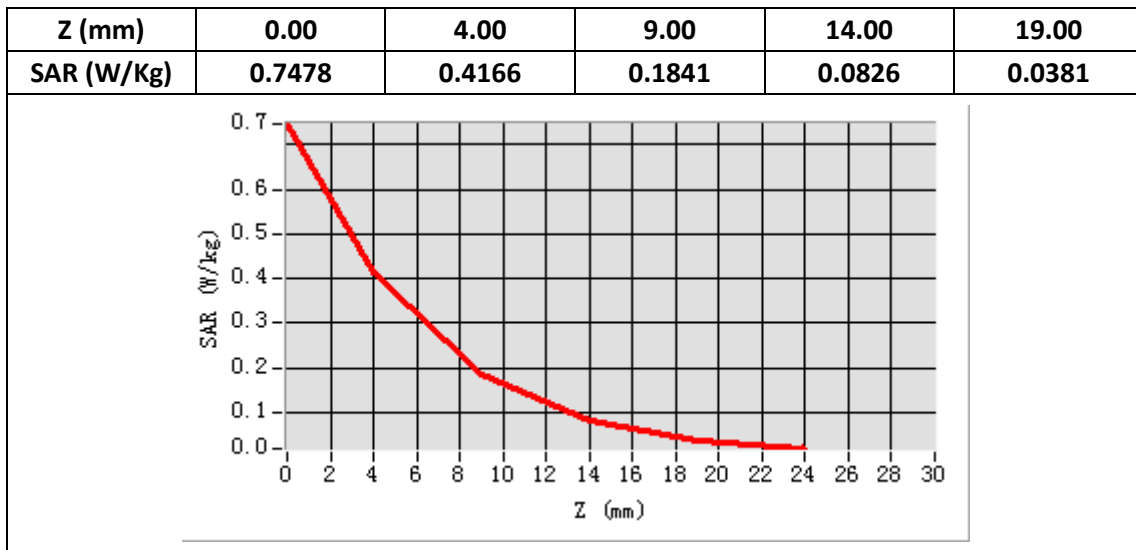
Band SAR

E-Field Probe	SATIMO SN_27/15_EPG0261
Frequency (MHz)	1800
Relative permittivity (real part)	40.58
Relative permittivity	14.30
Conductivity (S/m)	1.43
Power Drift (%)	-0.38
Ambient Temperature:	22.1°C
Liquid Temperature:	22.6°C
ConvF:	2.14
Duty factor:	1:1



Maximum location: X=18.00, Y=14.00

SAR 10g (W/Kg)	0.183522
SAR 1g (W/Kg)	0.374124



System Performance Check (Body, 1800MHz)

Type: Validation measurement

Area scan resolution: dx=8mm,dy=8mm

Zoom scan resolution: dx=8mm, dy=8mm, dz=5mm

Date of measurement: 03/23/2019

Measurement duration: 22 minutes 28 seconds

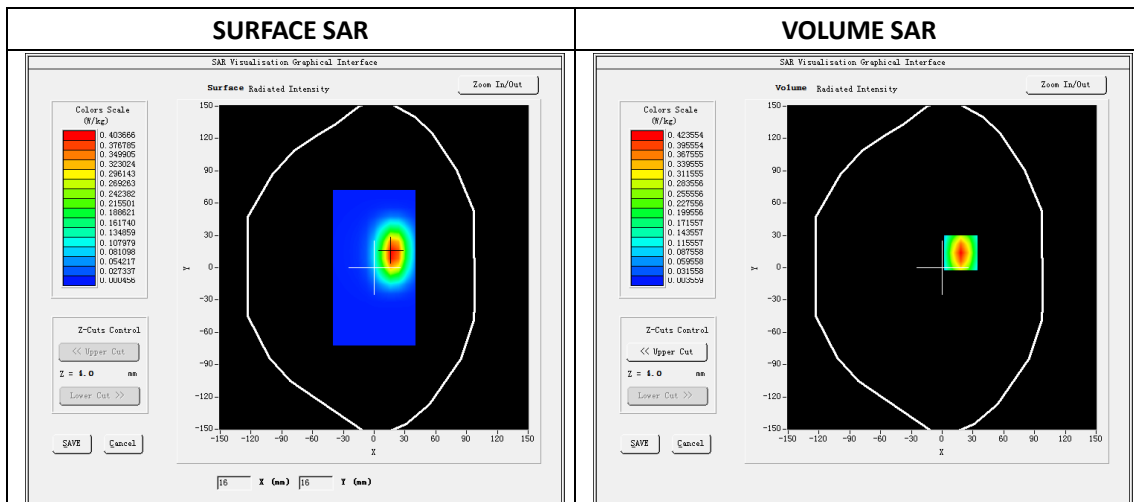
A. Experimental conditions.

Phantom File	dx=8mm dy=8mm
Phantom	5x5x7,dx=8mm dy=8mm dz=5mm
Device Position	Dipole
Band	1800MHz
Channels	
Signal	CW

B. SAR Measurement Results

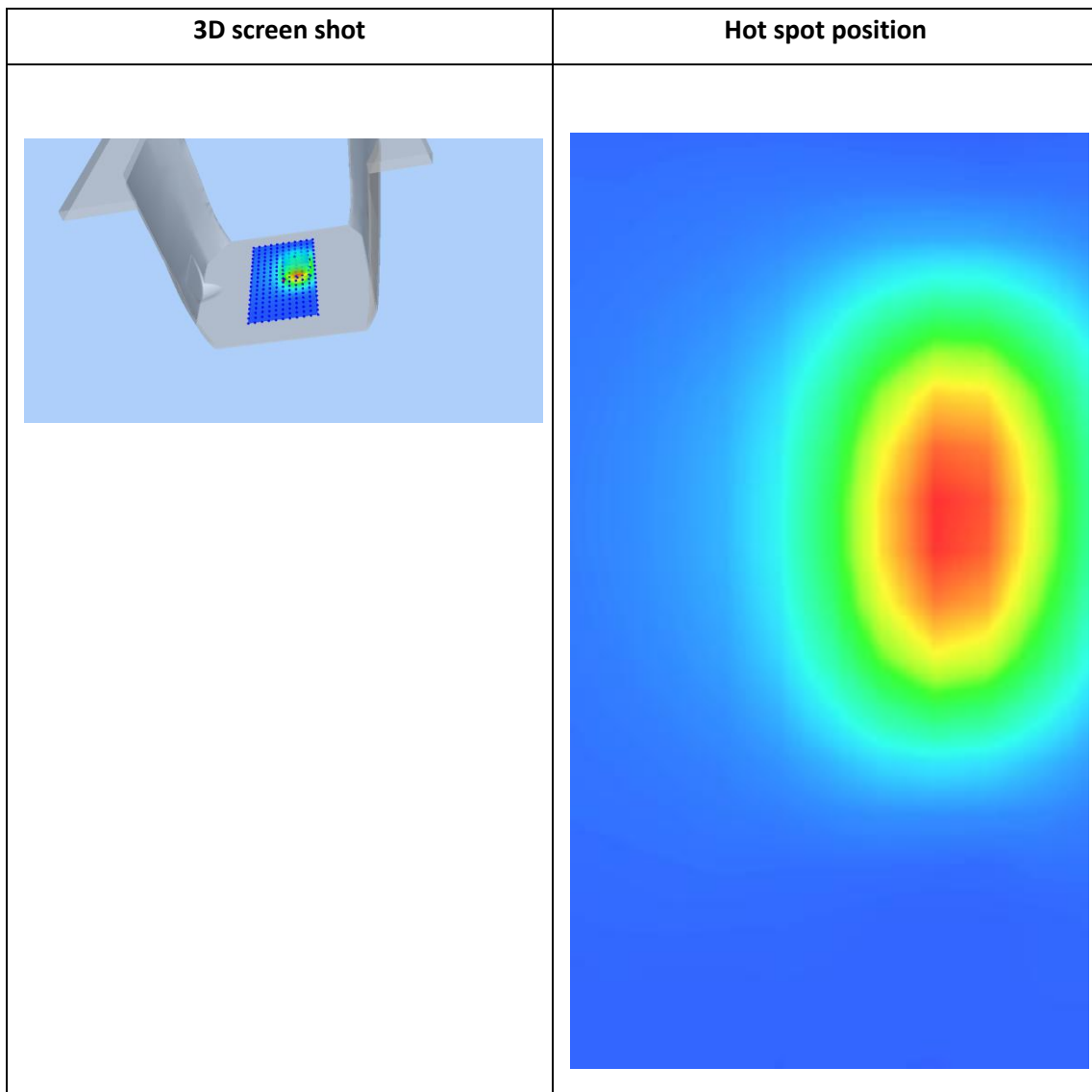
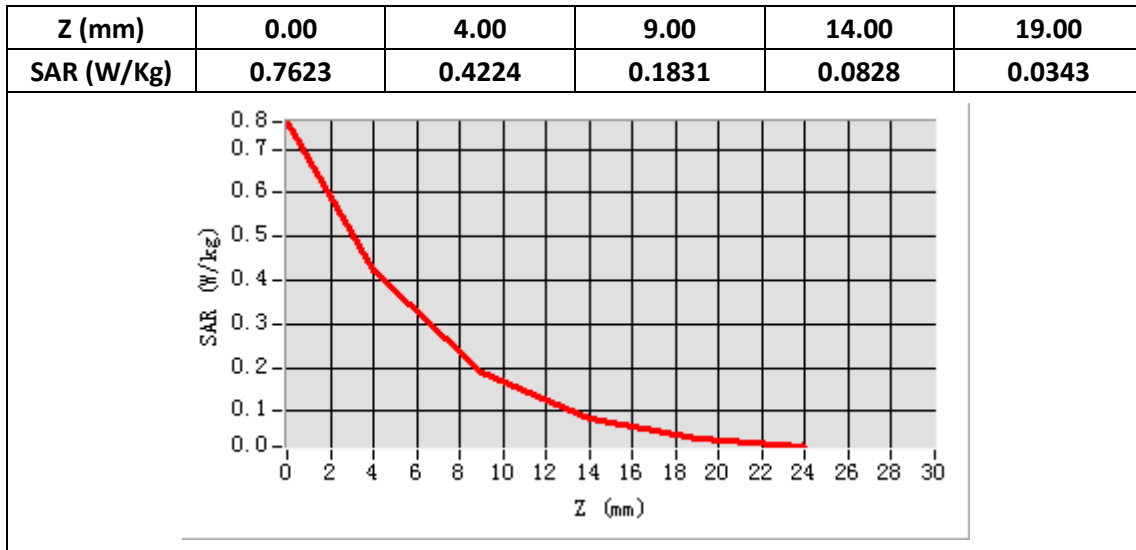
Band SAR

E-Field Probe	SATIMO SN_27/15_EPG0261
Frequency (MHz)	1800
Relative permittivity (real part)	53.31
Relative permittivity	15.20
Conductivity (S/m)	1.52
Power Drift (%)	-0.61
Ambient Temperature:	22.1°C
Liquid Temperature:	22.6°C
ConvF:	2.22
Duty factor:	1:1



Maximum location: X=18.00, Y=14.00

SAR 10g (W/Kg)	0.167124
SAR 1g (W/Kg)	0.377655



System Performance Check (Head, 1900MHz)

Type: Validation measurement

Area scan resolution: dx=8mm,dy=8mm

Zoom scan resolution: dx=8mm, dy=8mm, dz=5mm

Date of measurement: 03/24/2019

Measurement duration: 22 minutes 21 seconds

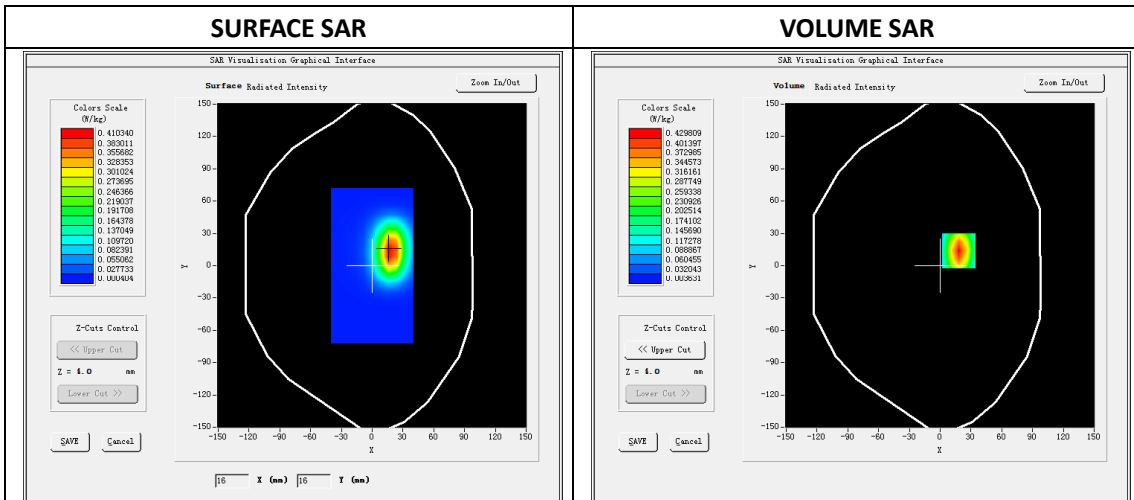
A. Experimental conditions.

Phantom File	dx=8mm dy=8mm
Phantom	5x5x7,dx=8mm dy=8mm dz=5mm
Device Position	Dipole
Band	1900MHz
Channels	
Signal	CW

B. SAR Measurement Results

Band SAR

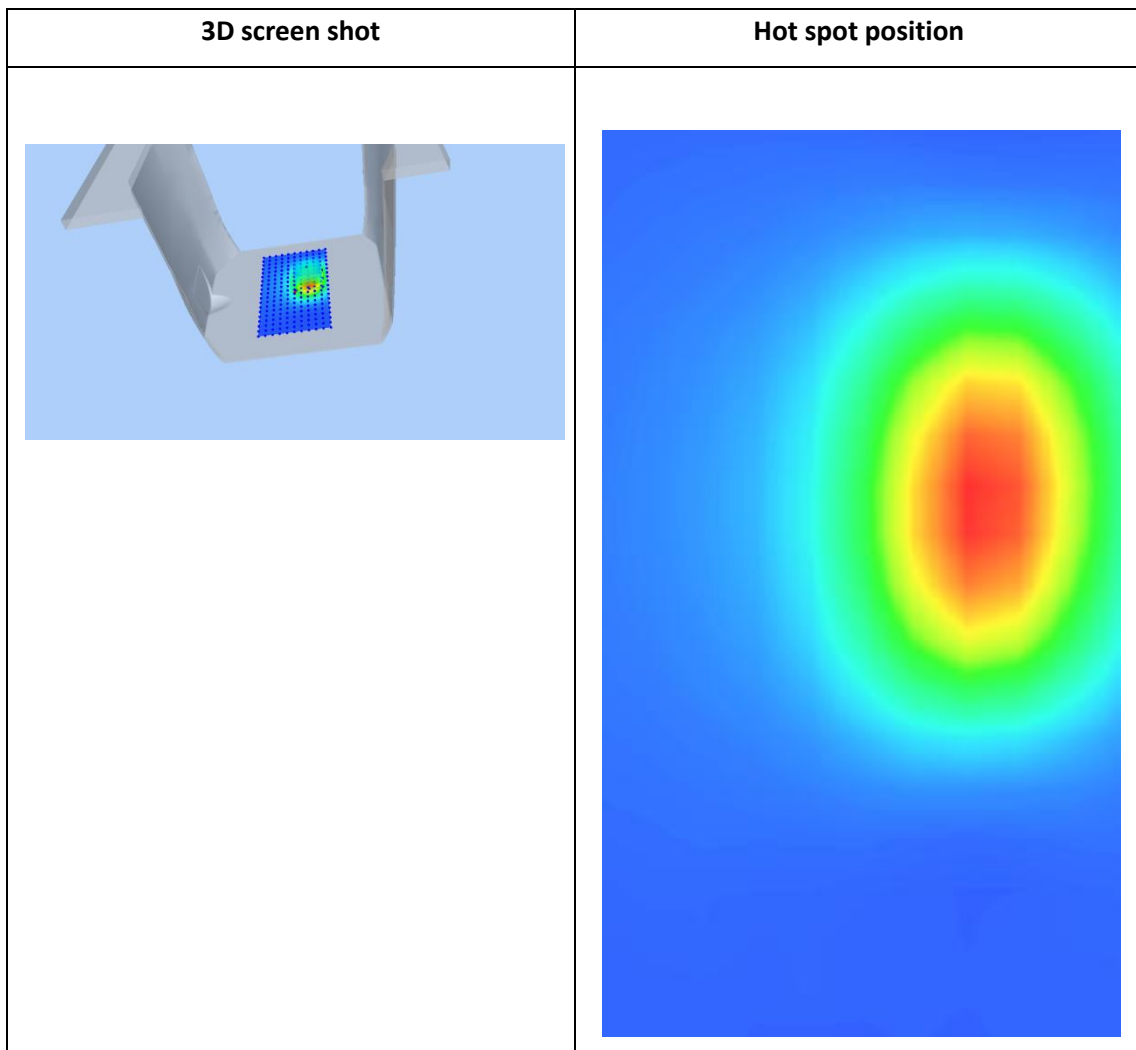
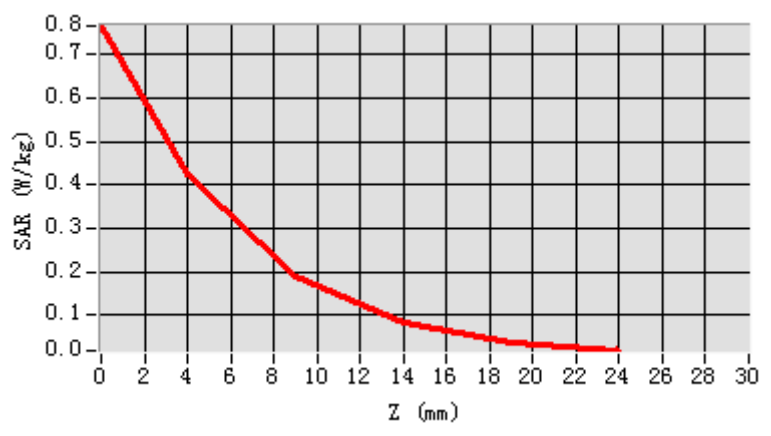
E-Field Probe	SATIMO SN_27/15_EPG0261
Frequency (MHz)	1900
Relative permittivity (real part)	40.55
Relative permittivity	13.45
Conductivity (S/m)	1.42
Power Drift (%)	0.38
Ambient Temperature:	22.1°C
Liquid Temperature:	22.6°C
ConvF:	2.34
Duty factor:	1:1



Maximum location: X=18.00, Y=14.00

SAR 10g (W/Kg)	0.184545
SAR 1g (W/Kg)	0.396758

Z (mm)	0.00	4.00	9.00	14.00	19.00
SAR (W/Kg)	0.7674	0.4264	0.1875	0.0858	0.0321



System Performance Check (Body, 1900MHz)

Type: Validation measurement

Area scan resolution: dx=8mm,dy=8mm

Zoom scan resolution: dx=8mm, dy=8mm, dz=5mm

Date of measurement: 03/24/2019

Measurement duration: 22 minutes 36 seconds

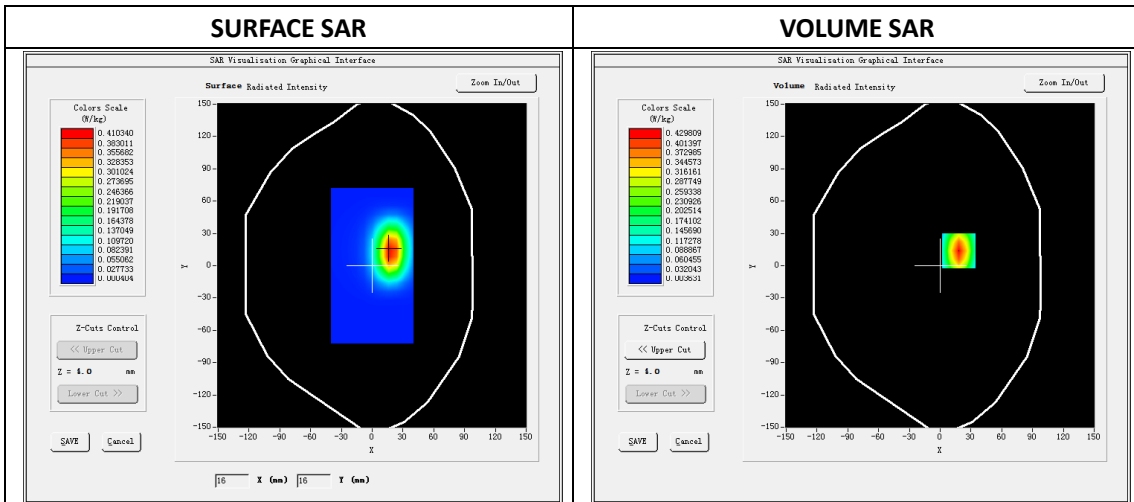
A. Experimental conditions.

Phantom File	dx=8mm dy=8mm
Phantom	5x5x7,dx=8mm dy=8mm dz=5mm
Device Position	Dipole
Band	1900MHz
Channels	
Signal	CW

B. SAR Measurement Results

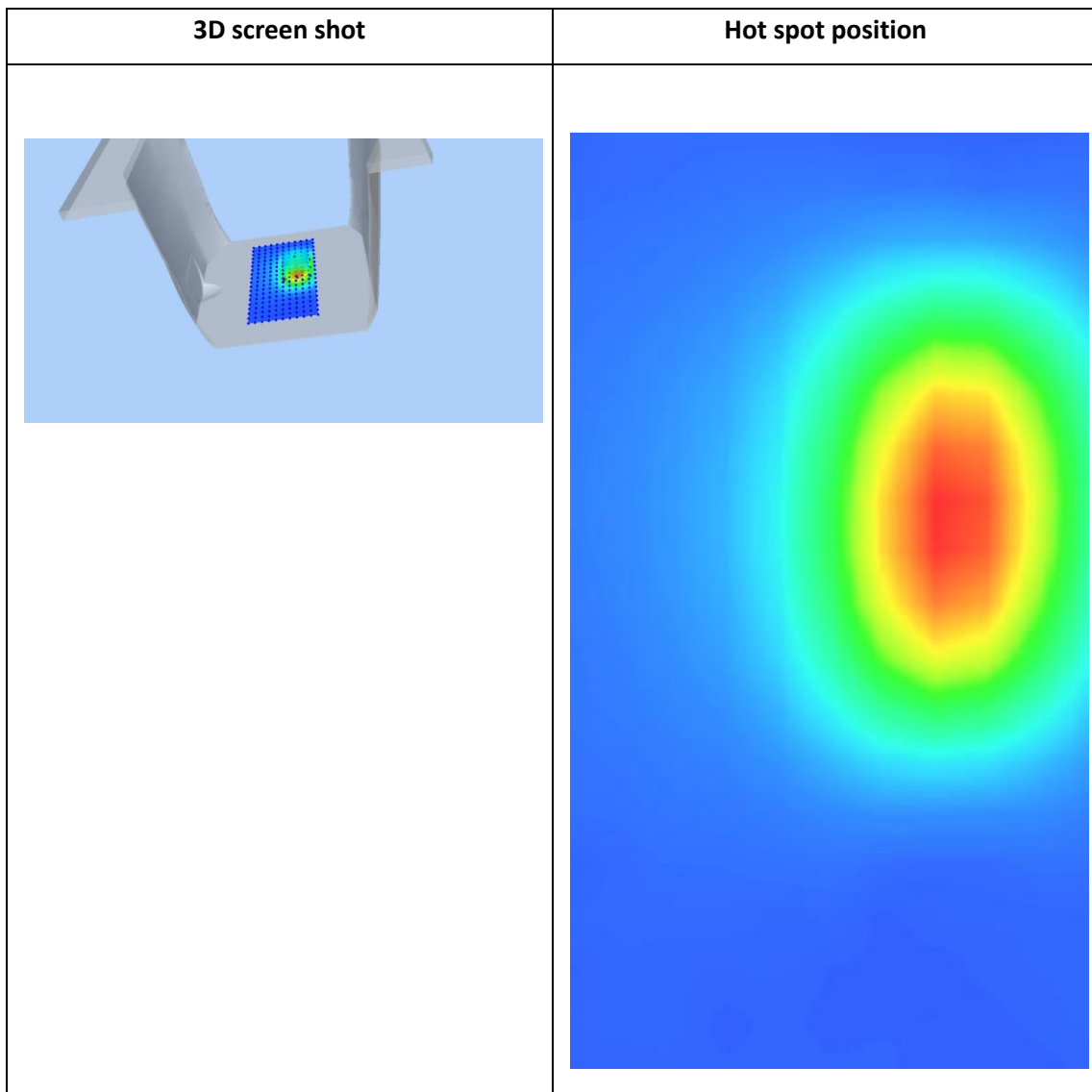
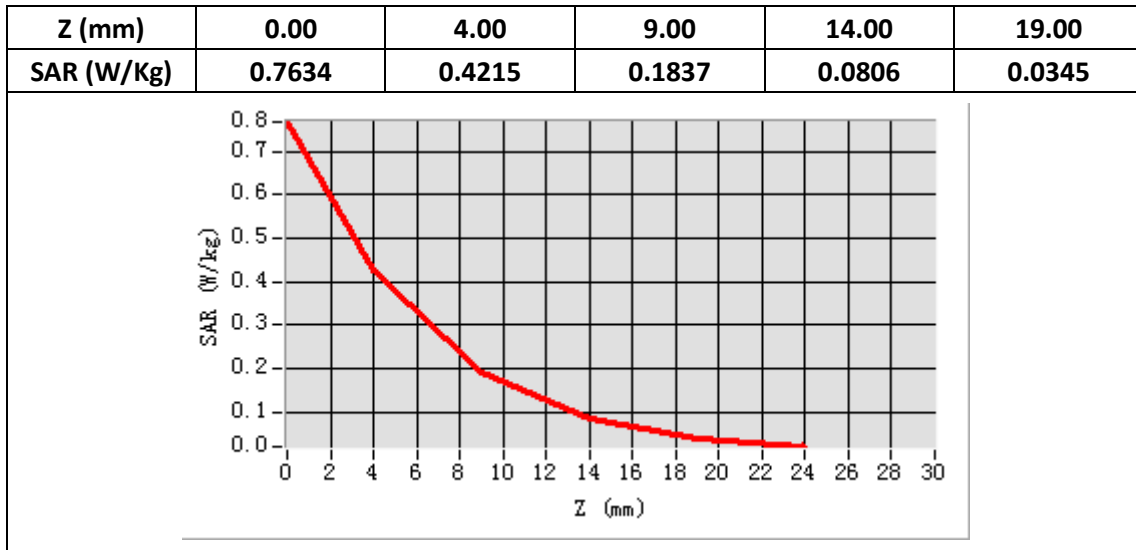
Band SAR

E-Field Probe	SATIMO SN_27/15_EPG0261
Frequency (MHz)	1900
Relative permittivity (real part)	53.48
Relative permittivity	14.49
Conductivity (S/m)	1.53
Power Drift (%)	-0.32
Ambient Temperature:	22.1°C
Liquid Temperature:	22.6°C
ConvF:	2.39
Duty factor:	1:1



Maximum location: X=18.00, Y=14.00

SAR 10g (W/Kg)	0.186784
SAR 1g (W/Kg)	0.382879



System Performance Check (Head, 5200MHz)

Type: Phone measurement

Date of measurement: 03/25/2019

Measurement duration: 22 minutes 32 seconds

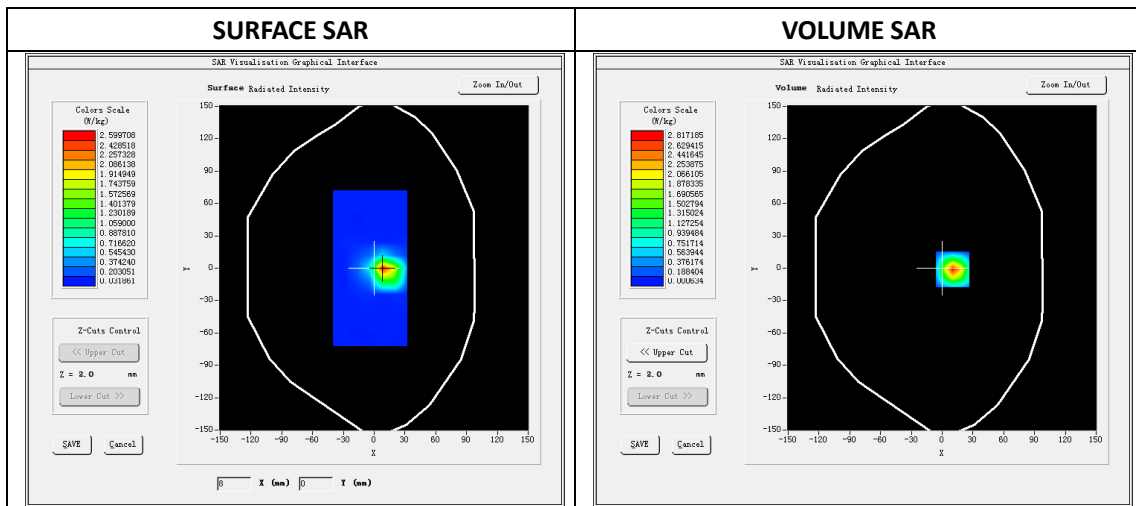
A. Experimental conditions.

Phantom File	dx=4mm,dy=4mm
Phantom	7x7x12,dx=4m, dy=4mm, dz=2mm
Device Position	Dipole
Band	5200MHz
Channels	
Signal	CW

B. SAR Measurement Results


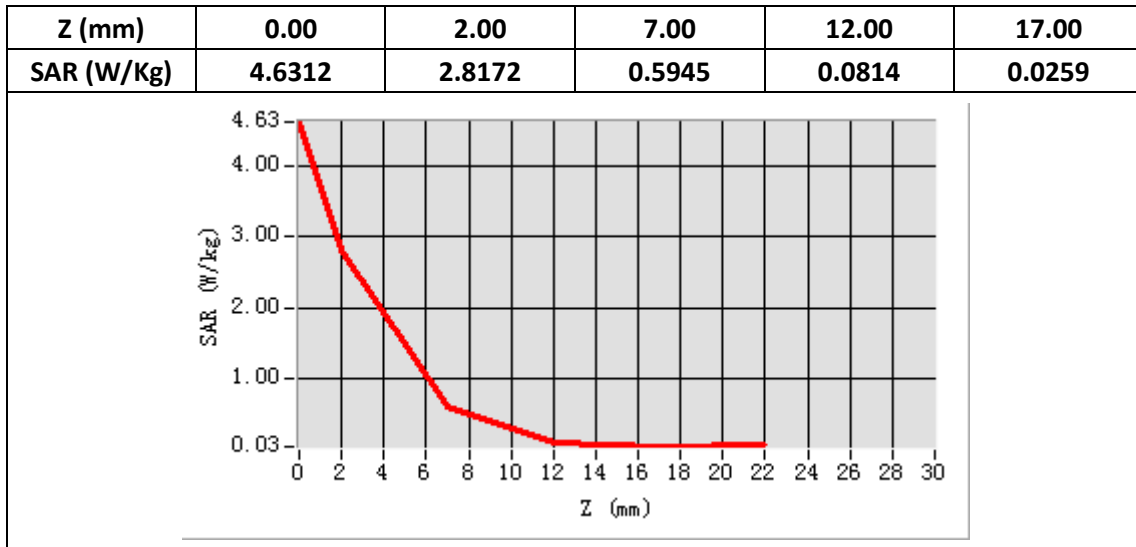
Band SAR

E-Field Probe	SATIMO SN_27/15_EPG0261
Frequency (MHz)	5200
Relative permittivity (real part)	36.12
Relative permittivity	15.99
Conductivity (S/m)	4.62
Power Drift (%)	-1.62
Duty factor:	1:1
ConvF:	2.15



Maximum location: X=10.00, Y=-1.00

SAR 10g (W/Kg)	0.570634
SAR 1g (W/Kg)	1.593592



System Performance Check (Body, 5200MHz)

Type: Phone measurement

Date of measurement: 03/25/2019

Measurement duration: 22 minutes 34 seconds

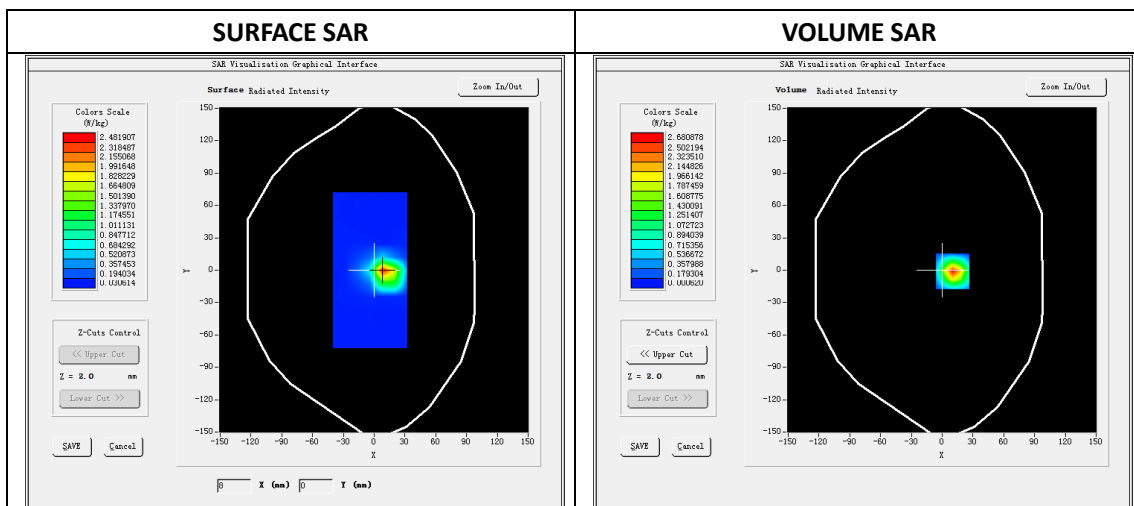
A. Experimental conditions.

Phantom File	dx=4mm,dy=4mm
Phantom	7x7x12,dx=4m, dy=4mm, dz=2mm
Device Position	Dipole
Band	5200MHz
Channels	
Signal	CW

B. SAR Measurement Results

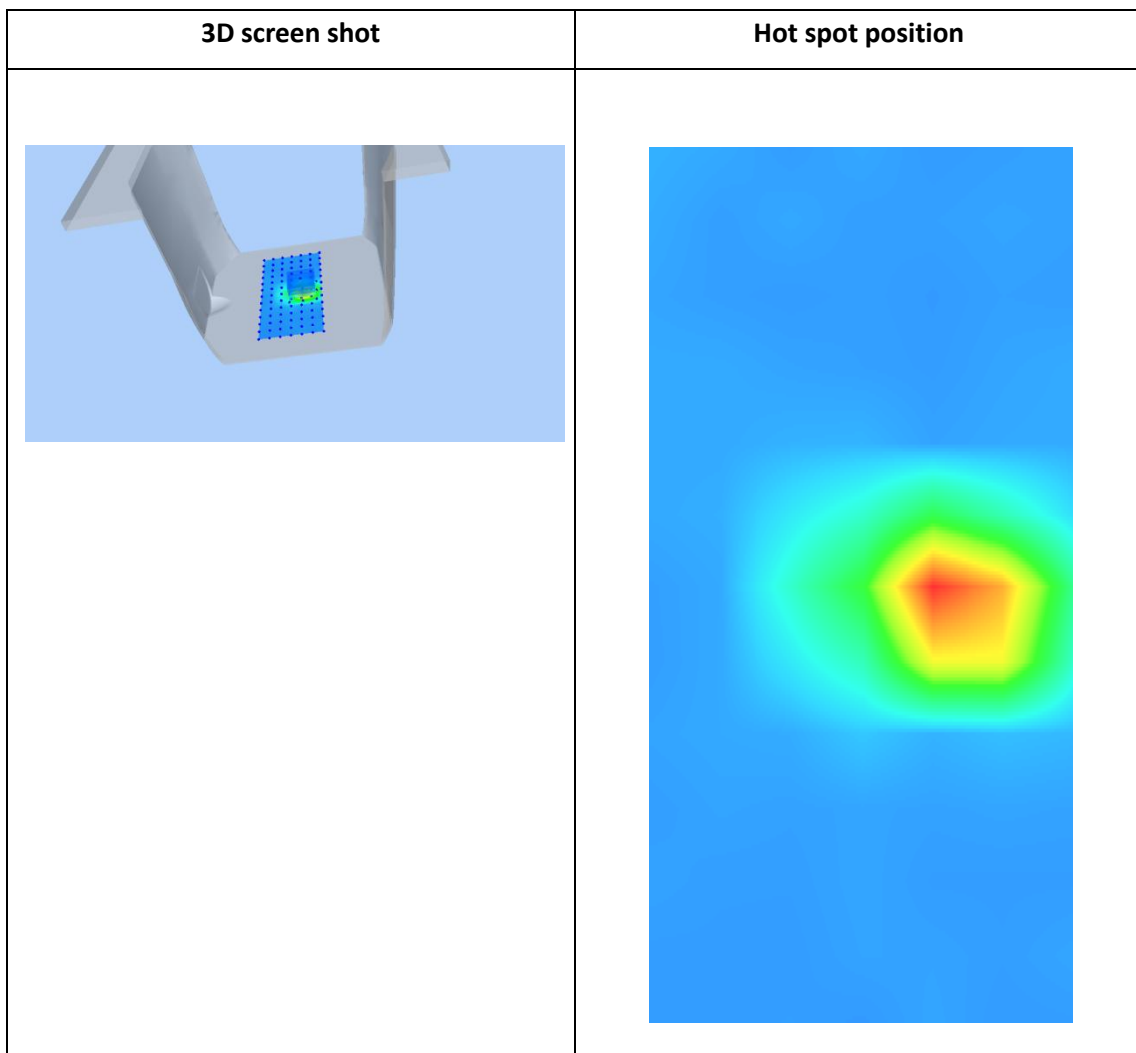
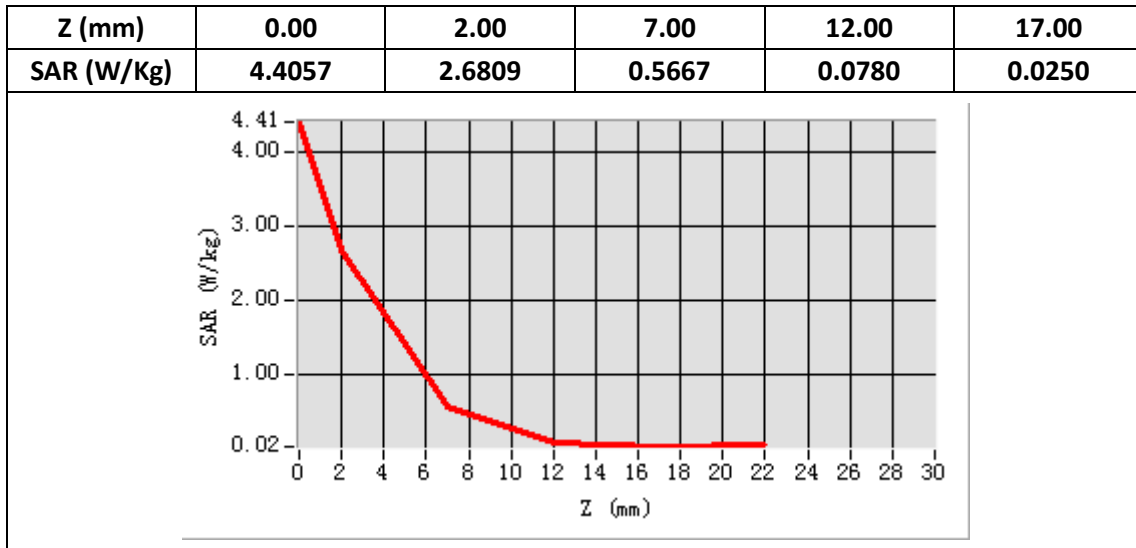
Band SAR

E-Field Probe	SATIMO SN_27/15_EPG0261
Frequency (MHz)	5200
Relative permittivity (real part)	49.12
Relative permittivity	18.38
Conductivity (S/m)	5.31
Power Drift (%)	-2.83
Duty factor:	1:1
ConvF:	2.21



Maximum location: X=10.00, Y=-1.00

SAR 10g (W/Kg)	0.550127
SAR 1g (W/Kg)	1.537940



System Performance Check (Head, 5400MHz)

Type: Phone measurement

Date of measurement: 03/25/2019

Measurement duration: 22 minutes 42 seconds

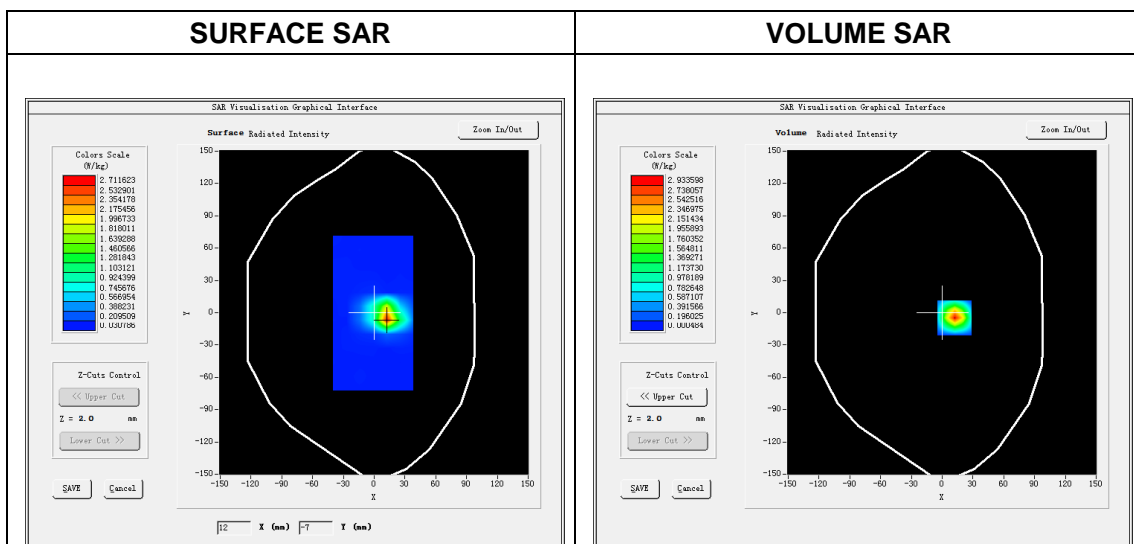
A. Experimental conditions.

Phantom File	dx=4mm,dy=4mm
Phantom	7x7x12,dx=4m, dy=4mm, dz=2mm
Device Position	Dipole
Band	5400MHz
Channels	
Signal	CW

B. SAR Measurement Results

Band SAR

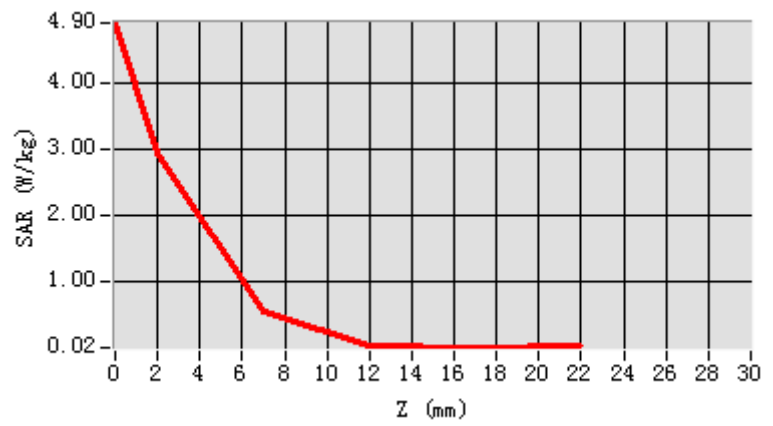
E-Field Probe	SATIMO SN_27/15_EPG0261
Frequency (MHz)	5400
Relative permittivity (real part)	35.71
Relative permittivity	16.03
Conductivity (S/m)	4.81
Power drift (%)	-1.32
Ambient Temperature:	22.2°C
Liquid Temperature:	22.5°C
Crest factor:	1:1
ConvF:	2.10

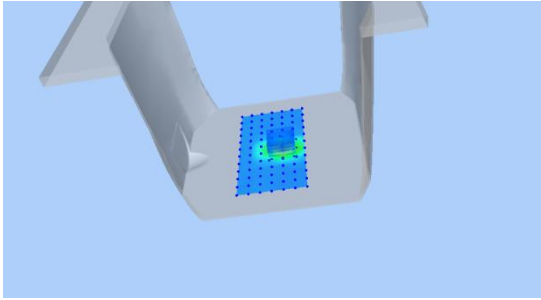
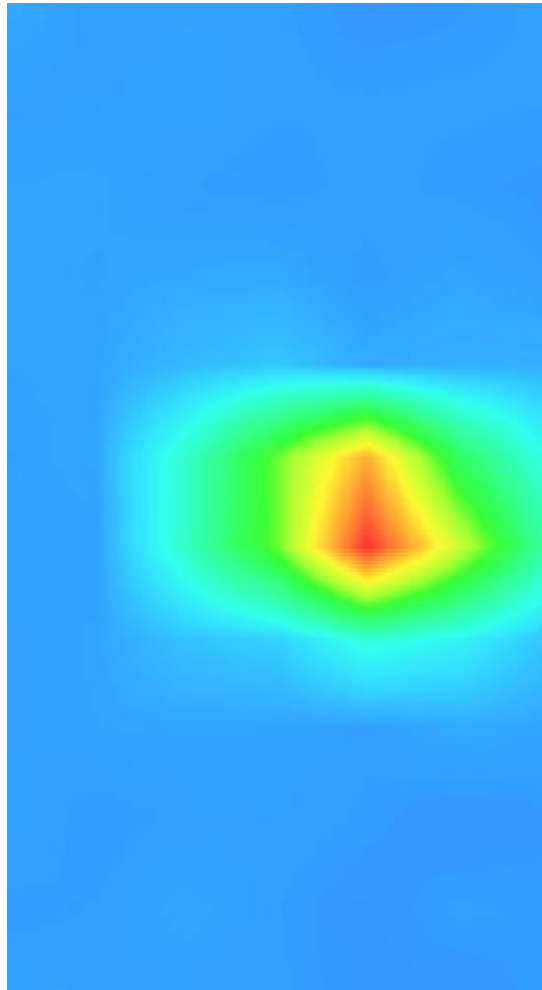


Maximum location: X=12.00, Y=-5.00

SAR 10g (W/Kg)	0.581585
SAR 1g (W/Kg)	1.647127

Z (mm)	0.00	2.00	7.00	12.00	17.00
SAR (W/Kg)	4.9041	2.9336	0.5684	0.0616	0.0172



3D screen shot	Hot spot position
	

System Performance Check (Body, 5400MHz)

Type: Phone measurement

Date of measurement: 03/25/2019

Measurement duration: 22 minutes 24 seconds

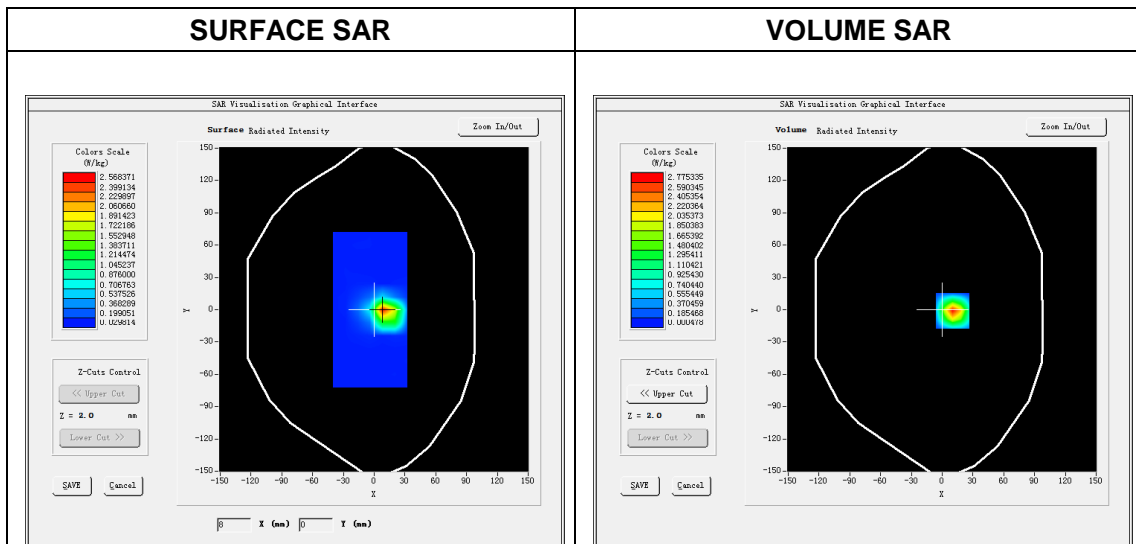
A. Experimental conditions.

Phantom File	dx=4mm,dy=4mm
Phantom	7x7x12,dx=4m, dy=4mm, dz=2mm
Device Position	Dipole
Band	5400MHz
Channels	
Signal	CW

B. SAR Measurement Results

Band SAR

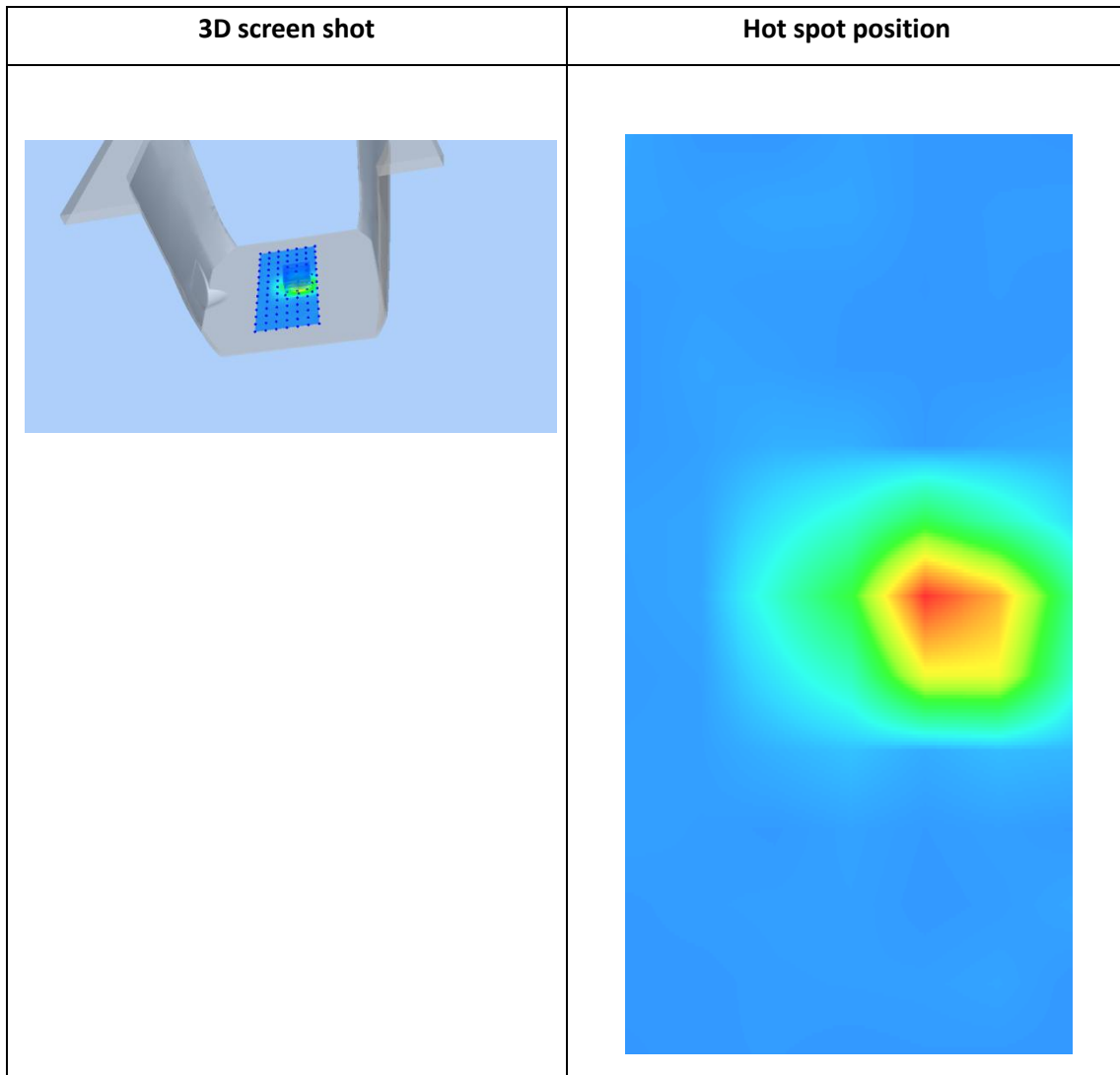
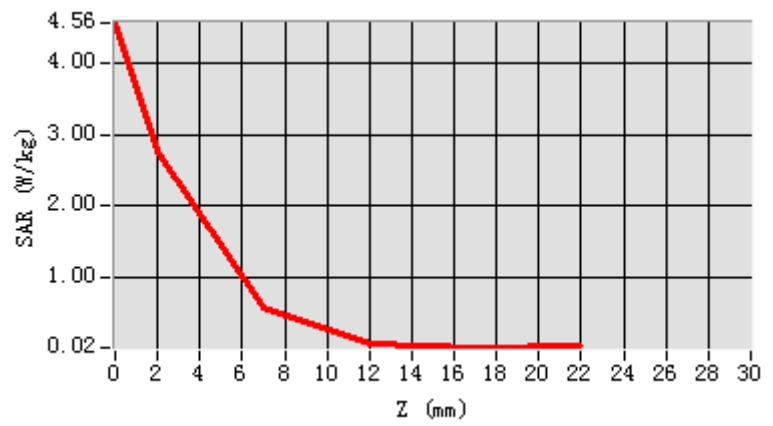
E-Field Probe	SATIMO SN_27/15_EPG0261
Frequency (MHz)	5400
Relative permittivity (real part)	49.11
Relative permittivity	18.60
Conductivity (S/m)	5.58
Power drift (%)	-2.12
Ambient Temperature:	22.2°C
Liquid Temperature:	22.5°C
Crest factor:	1:1
ConvF:	2.16



Maximum location: X=10.00, Y=-1.00

SAR 10g (W/Kg)	0.557580
SAR 1g (W/Kg)	1.566328

Z (mm)	0.00	2.00	7.00	12.00	17.00
SAR (W/Kg)	4.5616	2.7753	0.5848	0.0780	0.0226



System Performance Check (Head, 5600MHz)

Type: Phone measurement

Date of measurement: 03/26/2019

Measurement duration: 22 minutes 44 seconds

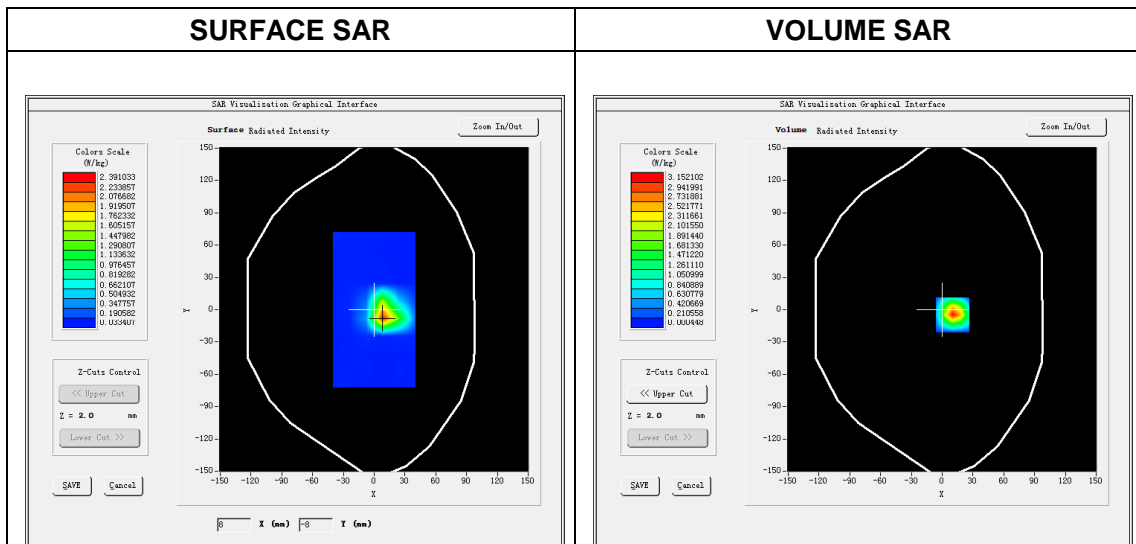
A. Experimental conditions.

Phantom File	dx=4mm,dy=4mm
Phantom	7x7x12,dx=4m, dy=4mm, dz=2mm
Device Position	Dipole
Band	5600MHz
Channels	
Signal	CW

B. SAR Measurement Results

Band SAR

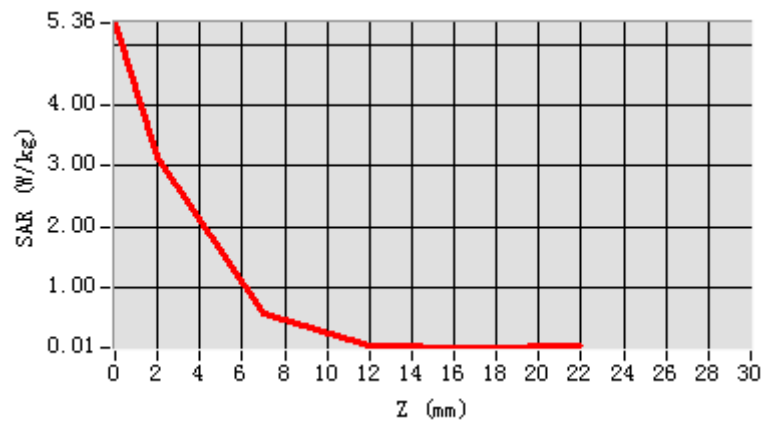
E-Field Probe	SATIMO SN_27/15_EPG0261
Frequency (MHz)	5600
Relative permittivity (real part)	35.36
Relative permittivity	16.13
Conductivity (S/m)	5.02
Power drift (%)	-1.57
Ambient Temperature:	22.2°C
Liquid Temperature:	22.5°C
Crest factor:	1:1
ConvF:	2.17

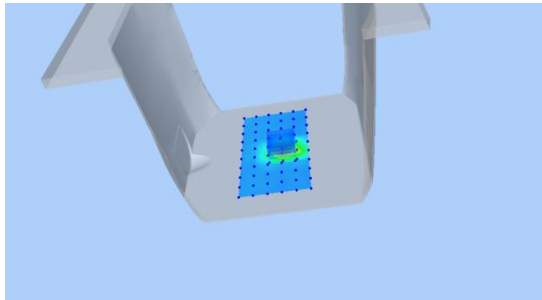
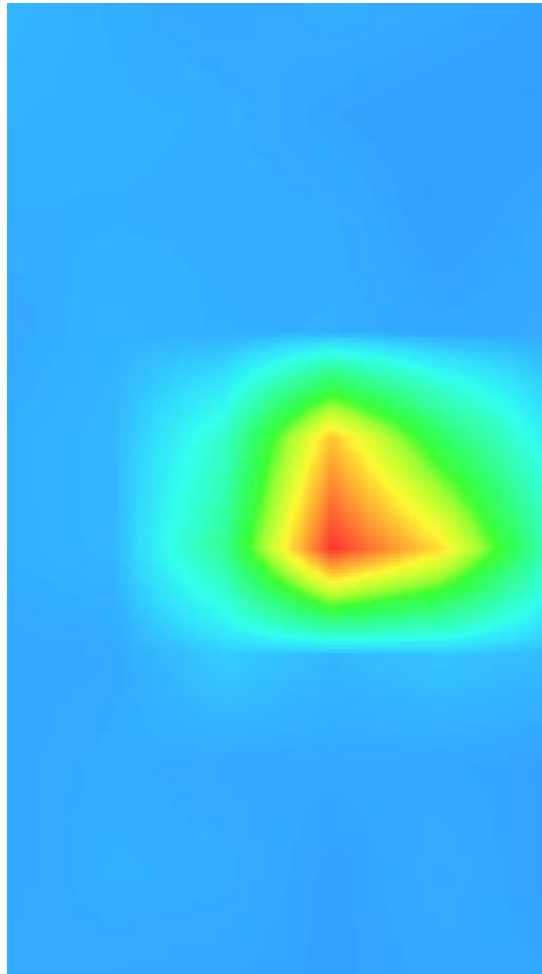


Maximum location: X=10.00, Y=-5.00

SAR 10g (W/Kg)	0.629203
SAR 1g (W/Kg)	1.778724

Z (mm)	0.00	2.00	7.00	12.00	17.00
SAR (W/Kg)	5.3586	3.1521	0.5583	0.0457	0.0109



3D screen shot	Hot spot position
	

System Performance Check (Body, 5600MHz)

Type: Phone measurement

Date of measurement: 03/26/2019

Measurement duration: 22 minutes 52 seconds

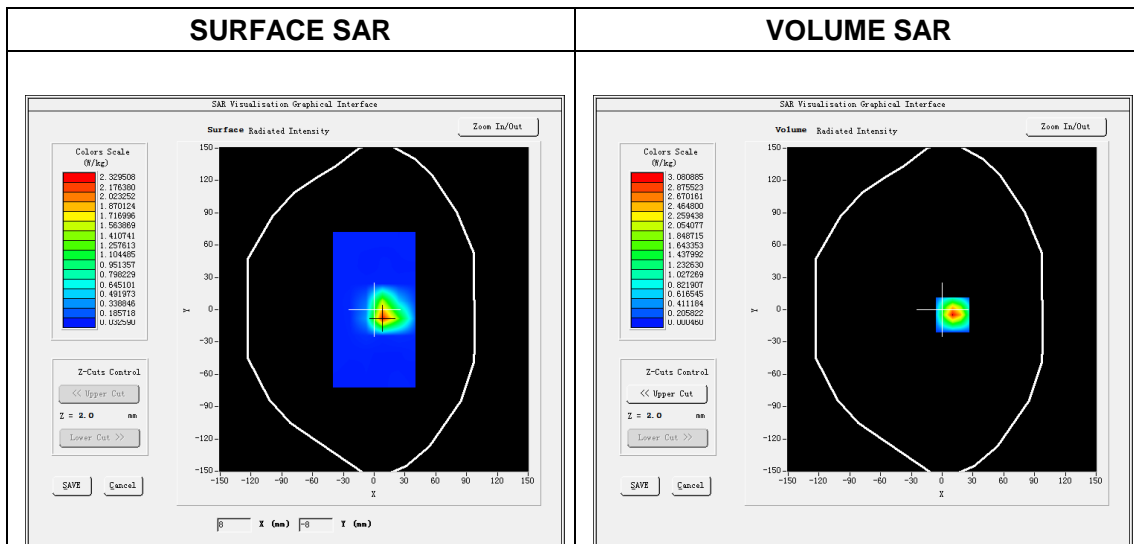
A. Experimental conditions.

Phantom File	dx=4mm,dy=4mm
Phantom	7x7x12,dx=4m, dy=4mm, dz=2mm
Device Position	Dipole
Band	5600MHz
Channels	
Signal	CW

B. SAR Measurement Results

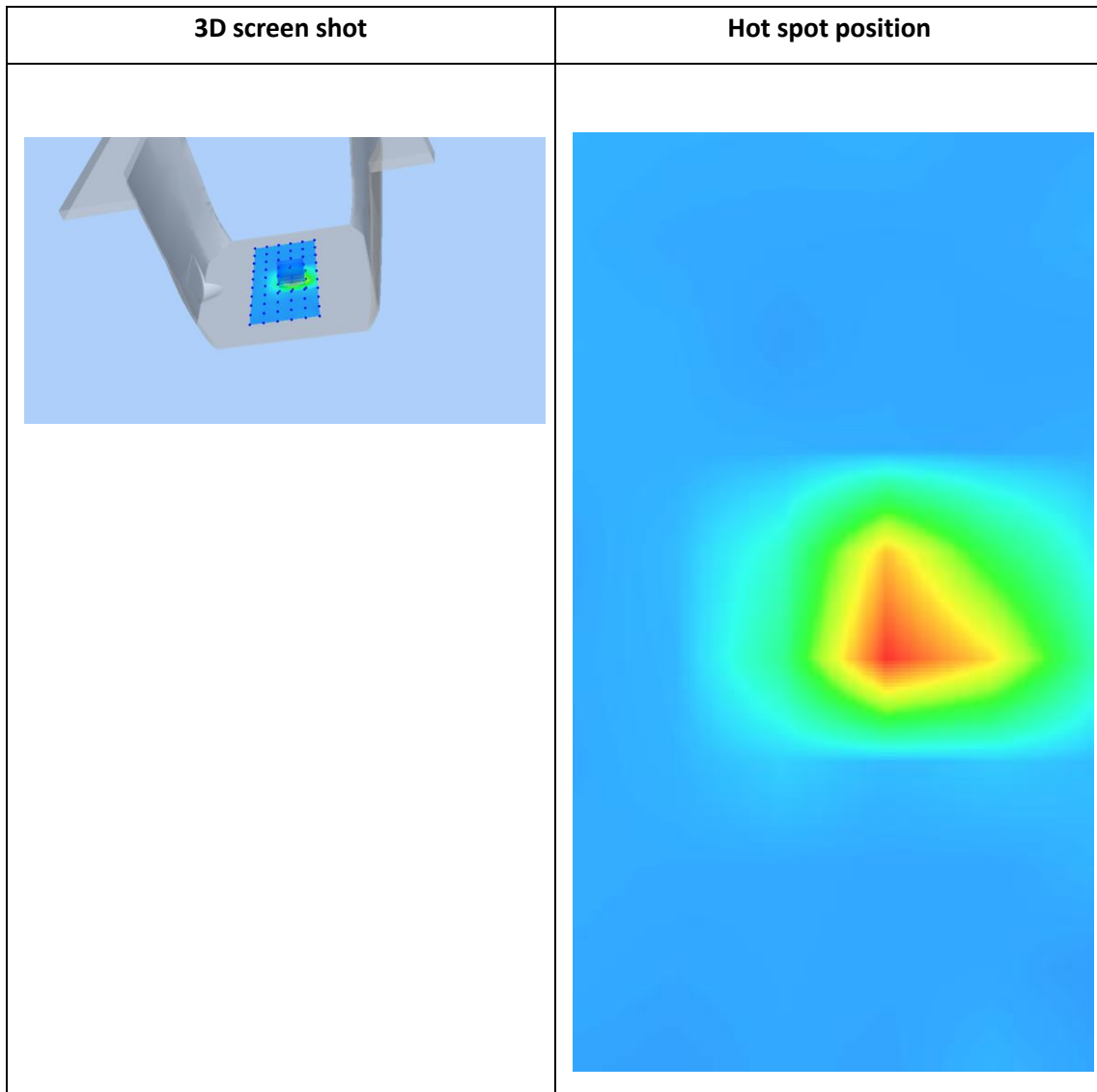
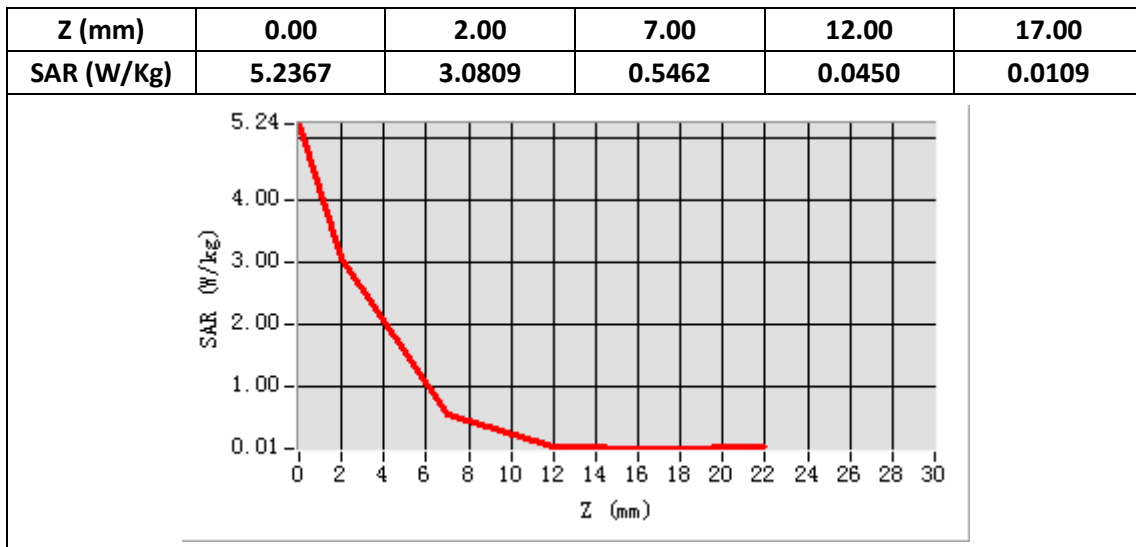
Band SAR

E-Field Probe	SATIMO SN_27/15_EPG0261
Frequency (MHz)	5600
Relative permittivity (real part)	48.91
Relative permittivity	18.90
Conductivity (S/m)	5.88
Power drift (%)	-2.39
Ambient Temperature:	22.2°C
Liquid Temperature:	22.5°C
Crest factor:	1:1
ConvF:	2.24



Maximum location: X=10.00, Y=-5.00

SAR 10g (W/Kg)	0.613034
SAR 1g (W/Kg)	1.737017



System Performance Check (Head, 5800MHz)

Type: Phone measurement

Date of measurement: 03/26/2019

Measurement duration: 22 minutes 45 seconds

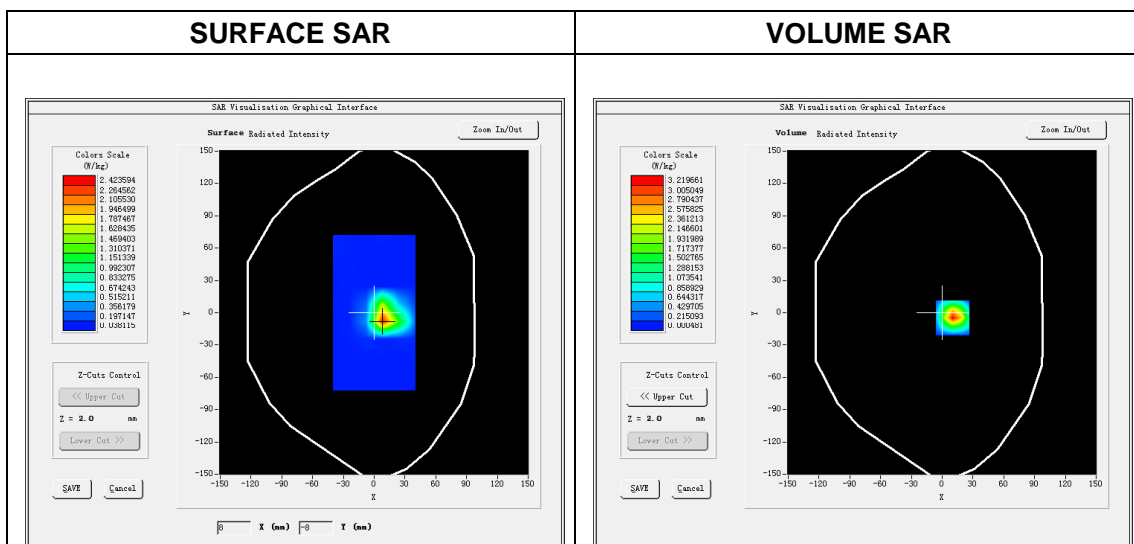
A. Experimental conditions.

Phantom File	dx=4mm,dy=4mm
Phantom	7x7x12,dx=4m, dy=4mm, dz=2mm
Device Position	Dipole
Band	5800MHz
Channels	
Signal	CW

B. SAR Measurement Results

Band SAR

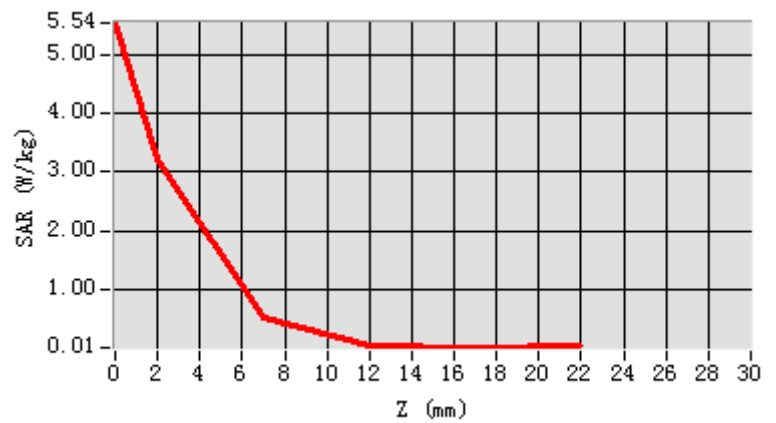
E-Field Probe	SATIMO SN_27/15_EPG0261
Frequency (MHz)	5800
Relative permittivity (real part)	35.23
Relative permittivity	16.10
Conductivity (S/m)	5.19
Power drift (%)	-2.10
Ambient Temperature:	22.2°C
Liquid Temperature:	22.5°C
Crest factor:	1:1
ConvF:	2.19

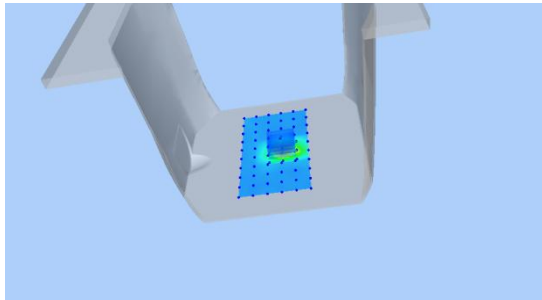
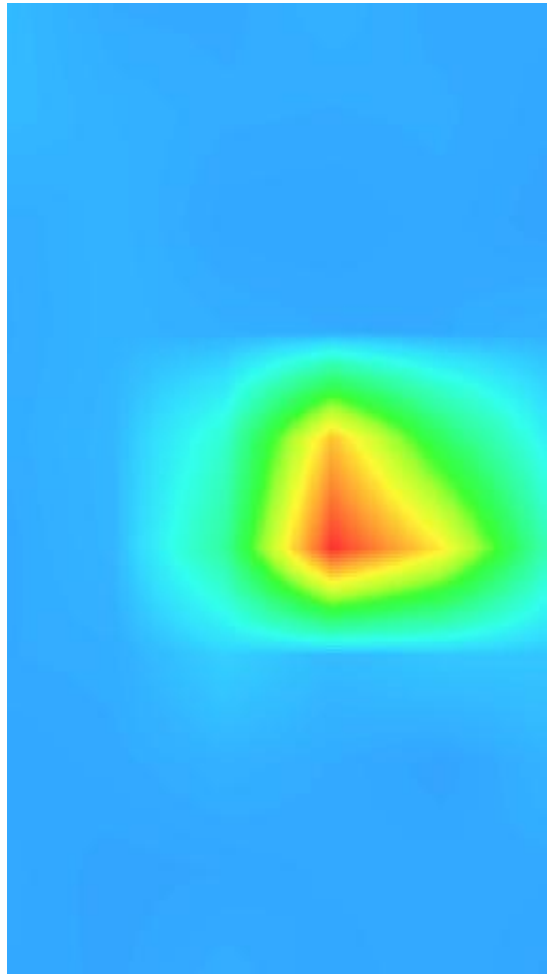


Maximum location: X=10.00, Y=-5.00

SAR 10g (W/Kg)	0.636853
SAR 1g (W/Kg)	1.809761

Z (mm)	0.00	2.00	7.00	12.00	17.00
SAR (W/Kg)	5.5379	3.2197	0.5355	0.0362	0.0091



3D screen shot	Hot spot position
	

System Performance Check (Body, 5800MHz)

Type: Phone measurement

Date of measurement: 03/26/2019

Measurement duration: 22 minutes 26 seconds

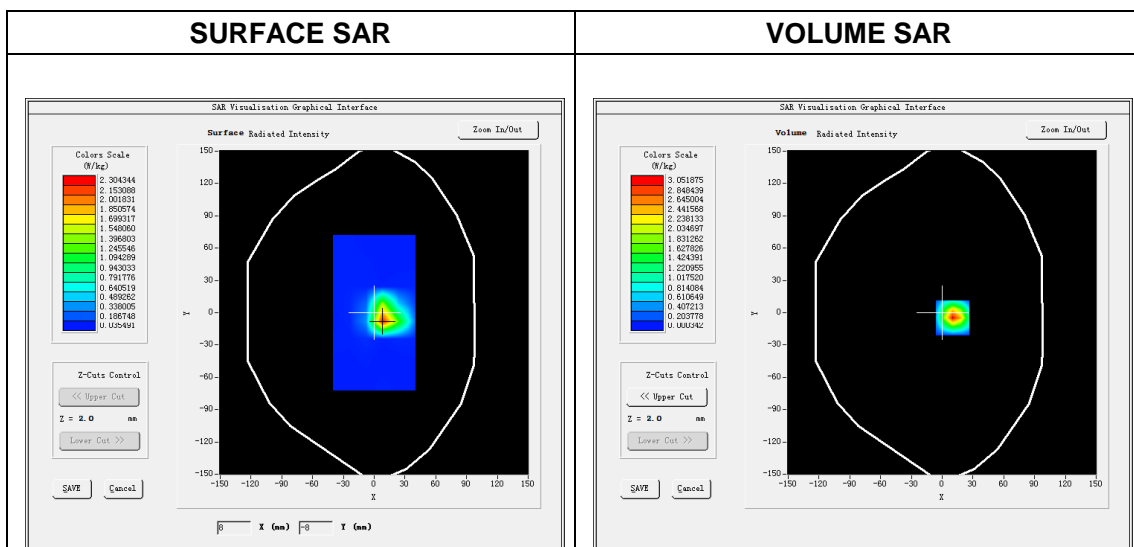
A. Experimental conditions.

Phantom File	dx=4mm,dy=4mm
Phantom	7x7x12,dx=4m, dy=4mm, dz=2mm
Device Position	Dipole
Band	5400MHz
Channels	
Signal	CW

B. SAR Measurement Results

Band SAR

E-Field Probe	SATIMO SN_27/15_EPG0261
Frequency (MHz)	5800
Relative permittivity (real part)	48.27
Relative permittivity	18.65
Conductivity (S/m)	6.01
Power drift (%)	-1.82
Ambient Temperature:	22.2°C
Liquid Temperature:	22.5°C
Crest factor:	1:1
ConvF:	2.26



Maximum location: X=10.00, Y=-5.00

SAR 10g (W/Kg)	0.600529
SAR 1g (W/Kg)	1.710436

