



LTE Band 40(2305-2315MHz)

Channel Bandwidth: 10MHz

Channel	38750	1 RB	Channel	38750	FULL RB																																																																																																																																																
<table border="1" style="width:100%; border-collapse: collapse; margin-top: 10px;"> <thead> <tr> <th>Spur</th> <th>Range</th> <th>Start Freq</th> <th>Stop Freq</th> <th>RBW</th> <th>Frequency</th> <th>Amplitude</th> <th>Δ Limit</th> </tr> </thead> <tbody> <tr><td>1</td><td>1</td><td>2.1900 GHz</td><td>2.2000 GHz</td><td>1.000 MHz</td><td>2.192783333 GHz</td><td>50.80 dBm</td><td>-37.80 dB</td></tr> <tr><td>2</td><td>2</td><td>2.2000 GHz</td><td>2.2880 GHz</td><td>1.000 MHz</td><td>2.245173333 GHz</td><td>50.62 dBm</td><td>-10.62 dB</td></tr> <tr><td>3</td><td>3</td><td>2.2880 GHz</td><td>2.2920 GHz</td><td>1.000 MHz</td><td>2.289740000 GHz</td><td>39.74 dBm</td><td>-2.113 dB</td></tr> <tr><td>4</td><td>4</td><td>2.2920 GHz</td><td>2.2960 GHz</td><td>1.000 MHz</td><td>2.295948667 GHz</td><td>39.17 dBm</td><td>-8.167 dB</td></tr> <tr><td>5</td><td>5</td><td>2.2960 GHz</td><td>2.3000 GHz</td><td>1.000 MHz</td><td>2.296746667 GHz</td><td>29.79 dBm</td><td>-4.793 dB</td></tr> <tr><td>6</td><td>6</td><td>2.3000 GHz</td><td>2.3040 GHz</td><td>1.000 MHz</td><td>2.303786667 GHz</td><td>19.89 dBm</td><td>-6.888 dB</td></tr> <tr><td>7</td><td>7</td><td>2.3040 GHz</td><td>2.3050 GHz</td><td>100.0 kHz</td><td>2.304845000 GHz</td><td>24.45 dBm</td><td>-11.45 dB</td></tr> <tr><td>8</td><td>8</td><td>2.3050 GHz</td><td>2.3150 GHz</td><td>1.000 MHz</td><td>2.305716667 GHz</td><td>25.25 dBm</td><td>-4.754 dB</td></tr> </tbody> </table>			Spur	Range	Start Freq	Stop Freq	RBW	Frequency	Amplitude	Δ Limit	1	1	2.1900 GHz	2.2000 GHz	1.000 MHz	2.192783333 GHz	50.80 dBm	-37.80 dB	2	2	2.2000 GHz	2.2880 GHz	1.000 MHz	2.245173333 GHz	50.62 dBm	-10.62 dB	3	3	2.2880 GHz	2.2920 GHz	1.000 MHz	2.289740000 GHz	39.74 dBm	-2.113 dB	4	4	2.2920 GHz	2.2960 GHz	1.000 MHz	2.295948667 GHz	39.17 dBm	-8.167 dB	5	5	2.2960 GHz	2.3000 GHz	1.000 MHz	2.296746667 GHz	29.79 dBm	-4.793 dB	6	6	2.3000 GHz	2.3040 GHz	1.000 MHz	2.303786667 GHz	19.89 dBm	-6.888 dB	7	7	2.3040 GHz	2.3050 GHz	100.0 kHz	2.304845000 GHz	24.45 dBm	-11.45 dB	8	8	2.3050 GHz	2.3150 GHz	1.000 MHz	2.305716667 GHz	25.25 dBm	-4.754 dB	<table border="1" style="width:100%; border-collapse: collapse; margin-top: 10px;"> <thead> <tr> <th>Spur</th> <th>Range</th> <th>Start Freq</th> <th>Stop Freq</th> <th>RBW</th> <th>Frequency</th> <th>Amplitude</th> <th>Δ Limit</th> </tr> </thead> <tbody> <tr><td>1</td><td>1</td><td>2.1900 GHz</td><td>2.2000 GHz</td><td>1.000 MHz</td><td>2.192266667 GHz</td><td>50.31 dBm</td><td>-37.31 dB</td></tr> <tr><td>2</td><td>2</td><td>2.2000 GHz</td><td>2.2880 GHz</td><td>1.000 MHz</td><td>2.286973333 GHz</td><td>44.74 dBm</td><td>-4.736 dB</td></tr> <tr><td>3</td><td>3</td><td>2.2880 GHz</td><td>2.2920 GHz</td><td>1.000 MHz</td><td>2.290620000 GHz</td><td>37.01 dBm</td><td>0.011 dB</td></tr> <tr><td>4</td><td>4</td><td>2.2920 GHz</td><td>2.2960 GHz</td><td>1.000 MHz</td><td>2.292540000 GHz</td><td>49.97 dBm</td><td>-18.97 dB</td></tr> <tr><td>5</td><td>5</td><td>2.2960 GHz</td><td>2.3000 GHz</td><td>1.000 MHz</td><td>2.299740000 GHz</td><td>50.44 dBm</td><td>-25.44 dB</td></tr> <tr><td>6</td><td>6</td><td>2.3000 GHz</td><td>2.3040 GHz</td><td>1.000 MHz</td><td>2.301806667 GHz</td><td>22.65 dBm</td><td>-9.647 dB</td></tr> <tr><td>7</td><td>7</td><td>2.3040 GHz</td><td>2.3050 GHz</td><td>100.0 kHz</td><td>2.304268333 GHz</td><td>31.34 dBm</td><td>-18.34 dB</td></tr> <tr><td>8</td><td>8</td><td>2.3050 GHz</td><td>2.3150 GHz</td><td>1.000 MHz</td><td>2.313900000 GHz</td><td>19.69 dBm</td><td>-10.31 dB</td></tr> </tbody> </table>			Spur	Range	Start Freq	Stop Freq	RBW	Frequency	Amplitude	Δ Limit	1	1	2.1900 GHz	2.2000 GHz	1.000 MHz	2.192266667 GHz	50.31 dBm	-37.31 dB	2	2	2.2000 GHz	2.2880 GHz	1.000 MHz	2.286973333 GHz	44.74 dBm	-4.736 dB	3	3	2.2880 GHz	2.2920 GHz	1.000 MHz	2.290620000 GHz	37.01 dBm	0.011 dB	4	4	2.2920 GHz	2.2960 GHz	1.000 MHz	2.292540000 GHz	49.97 dBm	-18.97 dB	5	5	2.2960 GHz	2.3000 GHz	1.000 MHz	2.299740000 GHz	50.44 dBm	-25.44 dB	6	6	2.3000 GHz	2.3040 GHz	1.000 MHz	2.301806667 GHz	22.65 dBm	-9.647 dB	7	7	2.3040 GHz	2.3050 GHz	100.0 kHz	2.304268333 GHz	31.34 dBm	-18.34 dB	8	8	2.3050 GHz	2.3150 GHz	1.000 MHz	2.313900000 GHz	19.69 dBm	-10.31 dB
Spur	Range	Start Freq	Stop Freq	RBW	Frequency	Amplitude	Δ Limit																																																																																																																																														
1	1	2.1900 GHz	2.2000 GHz	1.000 MHz	2.192783333 GHz	50.80 dBm	-37.80 dB																																																																																																																																														
2	2	2.2000 GHz	2.2880 GHz	1.000 MHz	2.245173333 GHz	50.62 dBm	-10.62 dB																																																																																																																																														
3	3	2.2880 GHz	2.2920 GHz	1.000 MHz	2.289740000 GHz	39.74 dBm	-2.113 dB																																																																																																																																														
4	4	2.2920 GHz	2.2960 GHz	1.000 MHz	2.295948667 GHz	39.17 dBm	-8.167 dB																																																																																																																																														
5	5	2.2960 GHz	2.3000 GHz	1.000 MHz	2.296746667 GHz	29.79 dBm	-4.793 dB																																																																																																																																														
6	6	2.3000 GHz	2.3040 GHz	1.000 MHz	2.303786667 GHz	19.89 dBm	-6.888 dB																																																																																																																																														
7	7	2.3040 GHz	2.3050 GHz	100.0 kHz	2.304845000 GHz	24.45 dBm	-11.45 dB																																																																																																																																														
8	8	2.3050 GHz	2.3150 GHz	1.000 MHz	2.305716667 GHz	25.25 dBm	-4.754 dB																																																																																																																																														
Spur	Range	Start Freq	Stop Freq	RBW	Frequency	Amplitude	Δ Limit																																																																																																																																														
1	1	2.1900 GHz	2.2000 GHz	1.000 MHz	2.192266667 GHz	50.31 dBm	-37.31 dB																																																																																																																																														
2	2	2.2000 GHz	2.2880 GHz	1.000 MHz	2.286973333 GHz	44.74 dBm	-4.736 dB																																																																																																																																														
3	3	2.2880 GHz	2.2920 GHz	1.000 MHz	2.290620000 GHz	37.01 dBm	0.011 dB																																																																																																																																														
4	4	2.2920 GHz	2.2960 GHz	1.000 MHz	2.292540000 GHz	49.97 dBm	-18.97 dB																																																																																																																																														
5	5	2.2960 GHz	2.3000 GHz	1.000 MHz	2.299740000 GHz	50.44 dBm	-25.44 dB																																																																																																																																														
6	6	2.3000 GHz	2.3040 GHz	1.000 MHz	2.301806667 GHz	22.65 dBm	-9.647 dB																																																																																																																																														
7	7	2.3040 GHz	2.3050 GHz	100.0 kHz	2.304268333 GHz	31.34 dBm	-18.34 dB																																																																																																																																														
8	8	2.3050 GHz	2.3150 GHz	1.000 MHz	2.313900000 GHz	19.69 dBm	-10.31 dB																																																																																																																																														

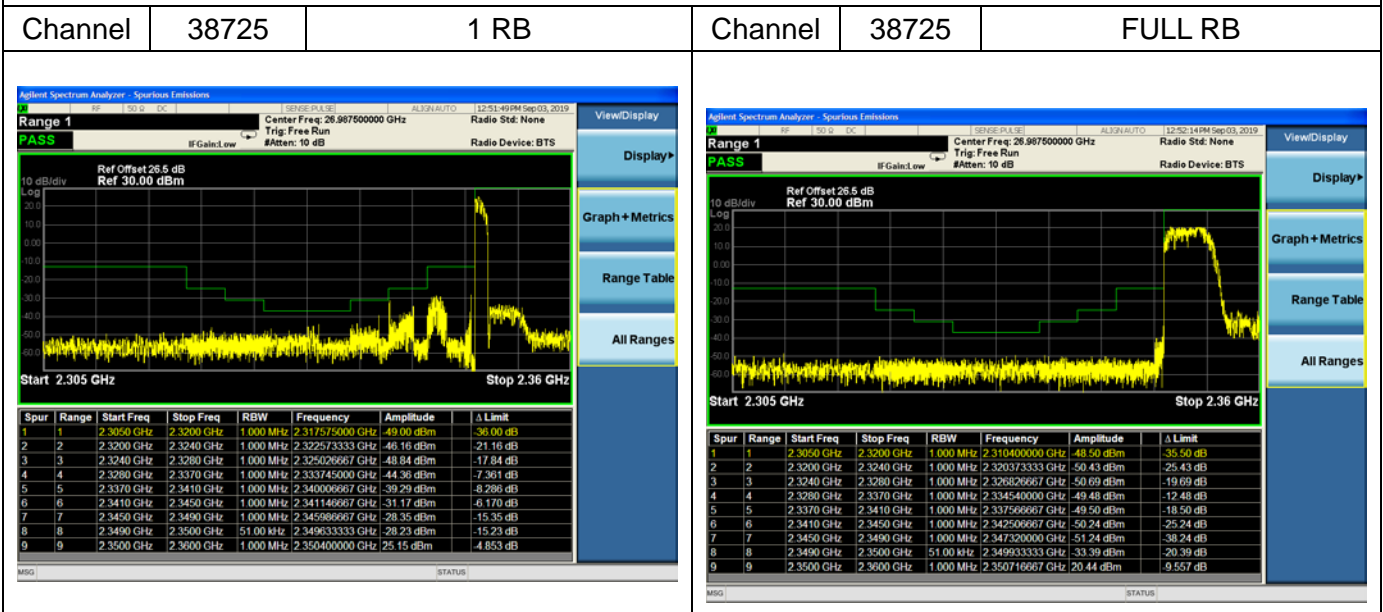
Channel Bandwidth: 10MHz

Channel	38750	1 RB	Channel	38750	FULL RB																																																																																																																																																																
<table border="1" style="width:100%; border-collapse: collapse; margin-top: 10px;"> <thead> <tr> <th>Spur</th> <th>Range</th> <th>Start Freq</th> <th>Stop Freq</th> <th>RBW</th> <th>Frequency</th> <th>Amplitude</th> <th>Δ Limit</th> </tr> </thead> <tbody> <tr><td>1</td><td>1</td><td>2.3050 GHz</td><td>2.3150 GHz</td><td>1.000 MHz</td><td>2.305416667 GHz</td><td>24.84 dBm</td><td>-5.161 dB</td></tr> <tr><td>2</td><td>2</td><td>2.3150 GHz</td><td>2.3160 GHz</td><td>100.0 kHz</td><td>2.315038333 GHz</td><td>45.80 dBm</td><td>-32.80 dB</td></tr> <tr><td>3</td><td>3</td><td>2.3160 GHz</td><td>2.3200 GHz</td><td>1.000 MHz</td><td>2.316840000 GHz</td><td>32.52 dBm</td><td>-19.52 dB</td></tr> <tr><td>4</td><td>4</td><td>2.3200 GHz</td><td>2.3240 GHz</td><td>1.000 MHz</td><td>2.321153333 GHz</td><td>50.78 dBm</td><td>-25.78 dB</td></tr> <tr><td>5</td><td>5</td><td>2.3240 GHz</td><td>2.3280 GHz</td><td>1.000 MHz</td><td>2.326040000 GHz</td><td>49.39 dBm</td><td>-18.39 dB</td></tr> <tr><td>6</td><td>6</td><td>2.3280 GHz</td><td>2.3370 GHz</td><td>1.000 MHz</td><td>2.335275000 GHz</td><td>44.79 dBm</td><td>-7.787 dB</td></tr> <tr><td>7</td><td>7</td><td>2.3370 GHz</td><td>2.3410 GHz</td><td>1.000 MHz</td><td>2.340890000 GHz</td><td>45.22 dBm</td><td>-14.22 dB</td></tr> <tr><td>8</td><td>8</td><td>2.3410 GHz</td><td>2.3450 GHz</td><td>1.000 MHz</td><td>2.344073333 GHz</td><td>45.10 dBm</td><td>-20.10 dB</td></tr> <tr><td>9</td><td>9</td><td>2.3450 GHz</td><td>2.3600 GHz</td><td>1.000 MHz</td><td>2.356975000 GHz</td><td>45.00 dBm</td><td>-32.00 dB</td></tr> </tbody> </table>			Spur	Range	Start Freq	Stop Freq	RBW	Frequency	Amplitude	Δ Limit	1	1	2.3050 GHz	2.3150 GHz	1.000 MHz	2.305416667 GHz	24.84 dBm	-5.161 dB	2	2	2.3150 GHz	2.3160 GHz	100.0 kHz	2.315038333 GHz	45.80 dBm	-32.80 dB	3	3	2.3160 GHz	2.3200 GHz	1.000 MHz	2.316840000 GHz	32.52 dBm	-19.52 dB	4	4	2.3200 GHz	2.3240 GHz	1.000 MHz	2.321153333 GHz	50.78 dBm	-25.78 dB	5	5	2.3240 GHz	2.3280 GHz	1.000 MHz	2.326040000 GHz	49.39 dBm	-18.39 dB	6	6	2.3280 GHz	2.3370 GHz	1.000 MHz	2.335275000 GHz	44.79 dBm	-7.787 dB	7	7	2.3370 GHz	2.3410 GHz	1.000 MHz	2.340890000 GHz	45.22 dBm	-14.22 dB	8	8	2.3410 GHz	2.3450 GHz	1.000 MHz	2.344073333 GHz	45.10 dBm	-20.10 dB	9	9	2.3450 GHz	2.3600 GHz	1.000 MHz	2.356975000 GHz	45.00 dBm	-32.00 dB	<table border="1" style="width:100%; border-collapse: collapse; margin-top: 10px;"> <thead> <tr> <th>Spur</th> <th>Range</th> <th>Start Freq</th> <th>Stop Freq</th> <th>RBW</th> <th>Frequency</th> <th>Amplitude</th> <th>Δ Limit</th> </tr> </thead> <tbody> <tr><td>1</td><td>1</td><td>2.3050 GHz</td><td>2.3150 GHz</td><td>1.000 MHz</td><td>2.306350000 GHz</td><td>17.14 dBm</td><td>-12.86 dB</td></tr> <tr><td>2</td><td>2</td><td>2.3150 GHz</td><td>2.3160 GHz</td><td>100.0 kHz</td><td>2.315145000 GHz</td><td>32.82 dBm</td><td>-19.82 dB</td></tr> <tr><td>3</td><td>3</td><td>2.3160 GHz</td><td>2.3200 GHz</td><td>1.000 MHz</td><td>2.319353333 GHz</td><td>50.95 dBm</td><td>-37.95 dB</td></tr> <tr><td>4</td><td>4</td><td>2.3200 GHz</td><td>2.3240 GHz</td><td>1.000 MHz</td><td>2.321733333 GHz</td><td>50.48 dBm</td><td>-5.481 dB</td></tr> <tr><td>5</td><td>5</td><td>2.3240 GHz</td><td>2.3280 GHz</td><td>1.000 MHz</td><td>2.325766667 GHz</td><td>50.18 dBm</td><td>-19.18 dB</td></tr> <tr><td>6</td><td>6</td><td>2.3280 GHz</td><td>2.3370 GHz</td><td>1.000 MHz</td><td>2.333520000 GHz</td><td>46.19 dBm</td><td>-9.194 dB</td></tr> <tr><td>7</td><td>7</td><td>2.3370 GHz</td><td>2.3410 GHz</td><td>1.000 MHz</td><td>2.337096667 GHz</td><td>47.02 dBm</td><td>-16.02 dB</td></tr> <tr><td>8</td><td>8</td><td>2.3410 GHz</td><td>2.3450 GHz</td><td>1.000 MHz</td><td>2.343226667 GHz</td><td>46.52 dBm</td><td>-21.52 dB</td></tr> <tr><td>9</td><td>9</td><td>2.3450 GHz</td><td>2.3600 GHz</td><td>1.000 MHz</td><td>2.354350000 GHz</td><td>42.49 dBm</td><td>-29.49 dB</td></tr> </tbody> </table>			Spur	Range	Start Freq	Stop Freq	RBW	Frequency	Amplitude	Δ Limit	1	1	2.3050 GHz	2.3150 GHz	1.000 MHz	2.306350000 GHz	17.14 dBm	-12.86 dB	2	2	2.3150 GHz	2.3160 GHz	100.0 kHz	2.315145000 GHz	32.82 dBm	-19.82 dB	3	3	2.3160 GHz	2.3200 GHz	1.000 MHz	2.319353333 GHz	50.95 dBm	-37.95 dB	4	4	2.3200 GHz	2.3240 GHz	1.000 MHz	2.321733333 GHz	50.48 dBm	-5.481 dB	5	5	2.3240 GHz	2.3280 GHz	1.000 MHz	2.325766667 GHz	50.18 dBm	-19.18 dB	6	6	2.3280 GHz	2.3370 GHz	1.000 MHz	2.333520000 GHz	46.19 dBm	-9.194 dB	7	7	2.3370 GHz	2.3410 GHz	1.000 MHz	2.337096667 GHz	47.02 dBm	-16.02 dB	8	8	2.3410 GHz	2.3450 GHz	1.000 MHz	2.343226667 GHz	46.52 dBm	-21.52 dB	9	9	2.3450 GHz	2.3600 GHz	1.000 MHz	2.354350000 GHz	42.49 dBm	-29.49 dB
Spur	Range	Start Freq	Stop Freq	RBW	Frequency	Amplitude	Δ Limit																																																																																																																																																														
1	1	2.3050 GHz	2.3150 GHz	1.000 MHz	2.305416667 GHz	24.84 dBm	-5.161 dB																																																																																																																																																														
2	2	2.3150 GHz	2.3160 GHz	100.0 kHz	2.315038333 GHz	45.80 dBm	-32.80 dB																																																																																																																																																														
3	3	2.3160 GHz	2.3200 GHz	1.000 MHz	2.316840000 GHz	32.52 dBm	-19.52 dB																																																																																																																																																														
4	4	2.3200 GHz	2.3240 GHz	1.000 MHz	2.321153333 GHz	50.78 dBm	-25.78 dB																																																																																																																																																														
5	5	2.3240 GHz	2.3280 GHz	1.000 MHz	2.326040000 GHz	49.39 dBm	-18.39 dB																																																																																																																																																														
6	6	2.3280 GHz	2.3370 GHz	1.000 MHz	2.335275000 GHz	44.79 dBm	-7.787 dB																																																																																																																																																														
7	7	2.3370 GHz	2.3410 GHz	1.000 MHz	2.340890000 GHz	45.22 dBm	-14.22 dB																																																																																																																																																														
8	8	2.3410 GHz	2.3450 GHz	1.000 MHz	2.344073333 GHz	45.10 dBm	-20.10 dB																																																																																																																																																														
9	9	2.3450 GHz	2.3600 GHz	1.000 MHz	2.356975000 GHz	45.00 dBm	-32.00 dB																																																																																																																																																														
Spur	Range	Start Freq	Stop Freq	RBW	Frequency	Amplitude	Δ Limit																																																																																																																																																														
1	1	2.3050 GHz	2.3150 GHz	1.000 MHz	2.306350000 GHz	17.14 dBm	-12.86 dB																																																																																																																																																														
2	2	2.3150 GHz	2.3160 GHz	100.0 kHz	2.315145000 GHz	32.82 dBm	-19.82 dB																																																																																																																																																														
3	3	2.3160 GHz	2.3200 GHz	1.000 MHz	2.319353333 GHz	50.95 dBm	-37.95 dB																																																																																																																																																														
4	4	2.3200 GHz	2.3240 GHz	1.000 MHz	2.321733333 GHz	50.48 dBm	-5.481 dB																																																																																																																																																														
5	5	2.3240 GHz	2.3280 GHz	1.000 MHz	2.325766667 GHz	50.18 dBm	-19.18 dB																																																																																																																																																														
6	6	2.3280 GHz	2.3370 GHz	1.000 MHz	2.333520000 GHz	46.19 dBm	-9.194 dB																																																																																																																																																														
7	7	2.3370 GHz	2.3410 GHz	1.000 MHz	2.337096667 GHz	47.02 dBm	-16.02 dB																																																																																																																																																														
8	8	2.3410 GHz	2.3450 GHz	1.000 MHz	2.343226667 GHz	46.52 dBm	-21.52 dB																																																																																																																																																														
9	9	2.3450 GHz	2.3600 GHz	1.000 MHz	2.354350000 GHz	42.49 dBm	-29.49 dB																																																																																																																																																														

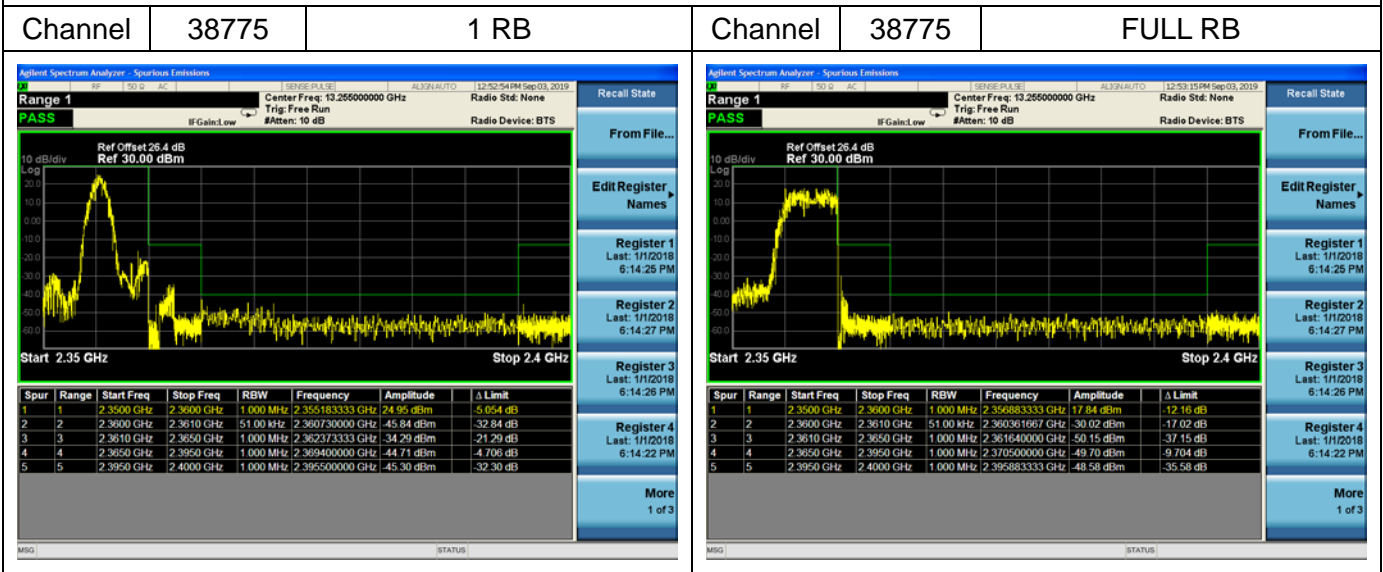


LTE Band 40(2350-2360MHz)

Channel Bandwidth: 5MHz



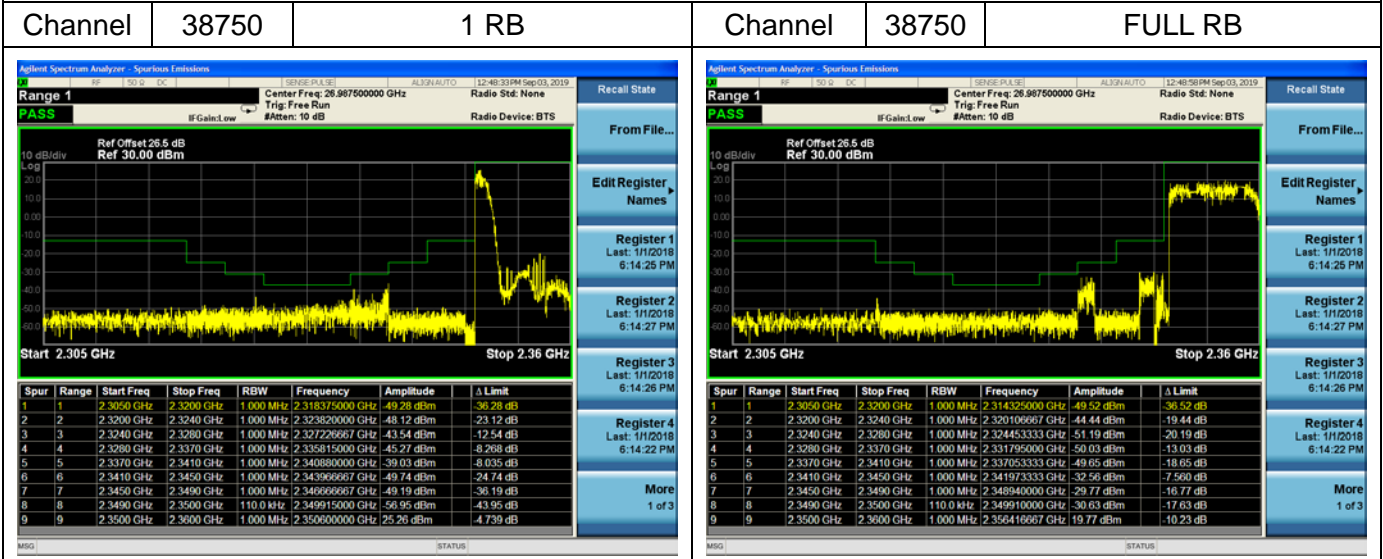
Channel Bandwidth: 5MHz



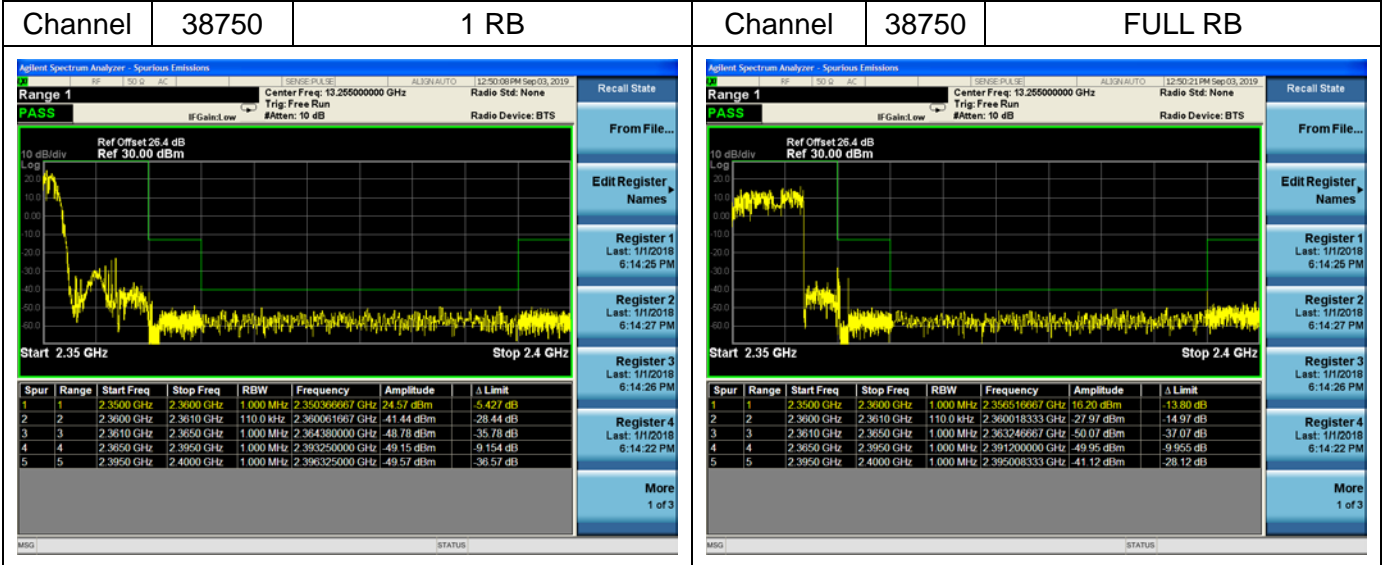


LTE Band 40(2350-2360MHz)

Channel Bandwidth: 10MHz



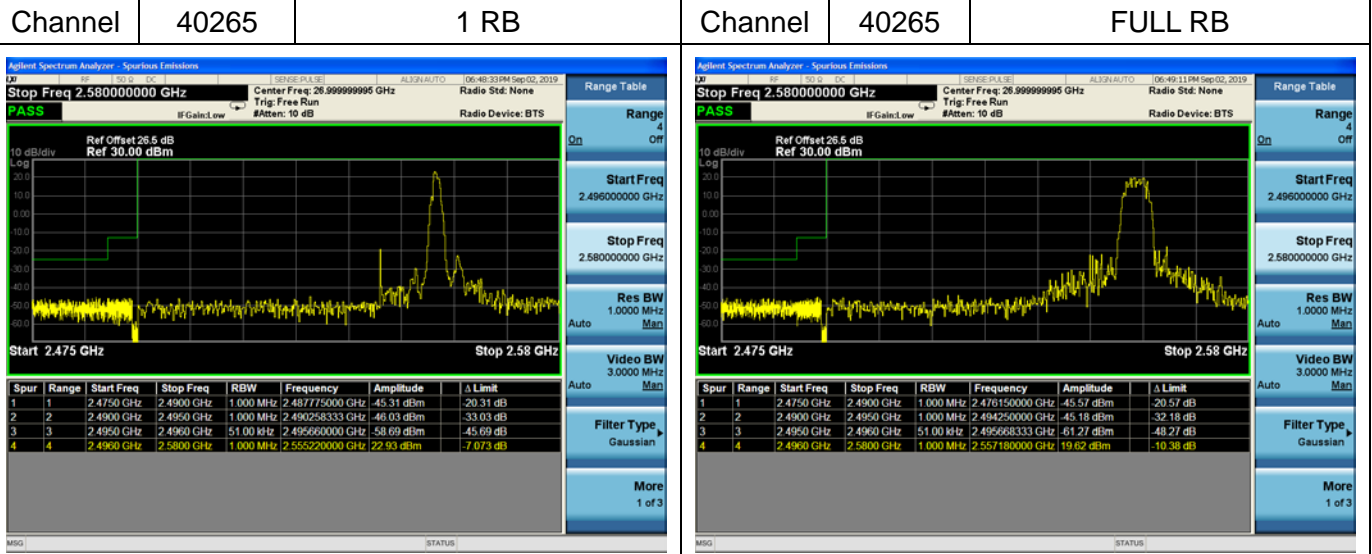
Channel Bandwidth: 10MHz



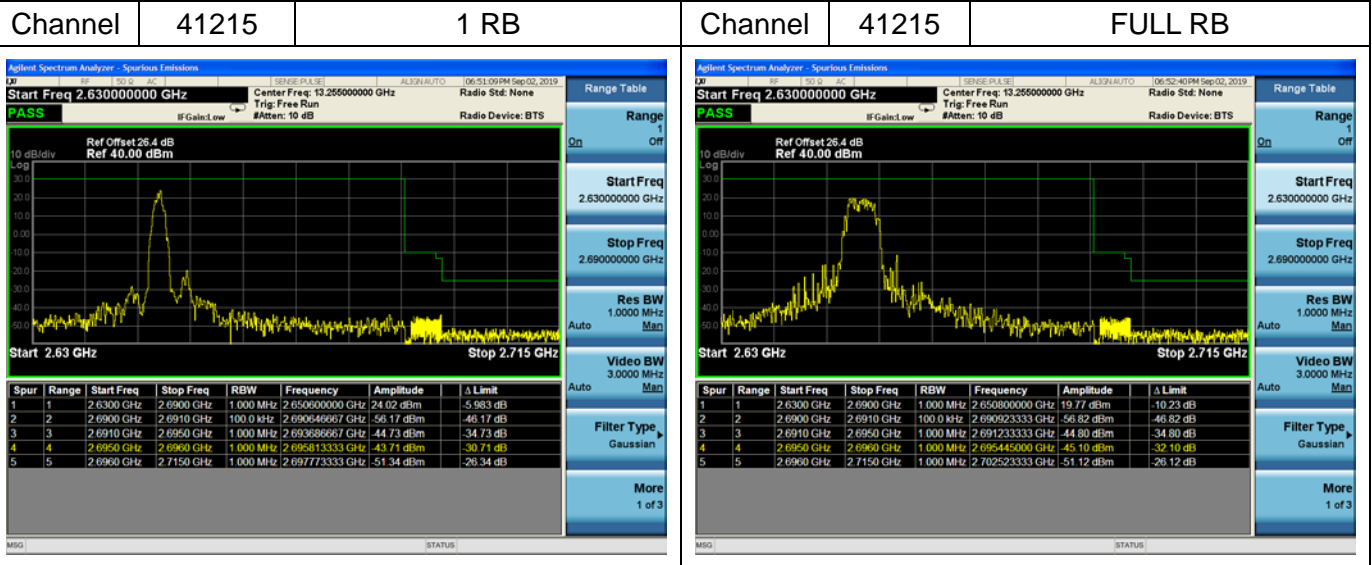


LTE Band 41

Channel Bandwidth: 5MHz



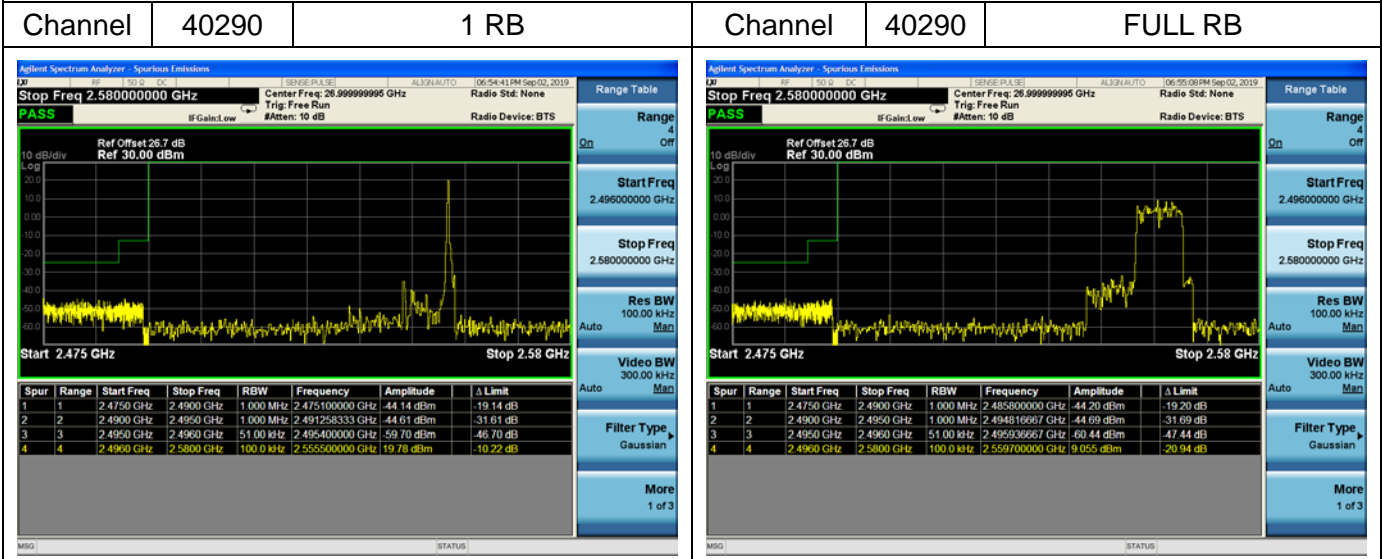
Channel Bandwidth: 5MHz



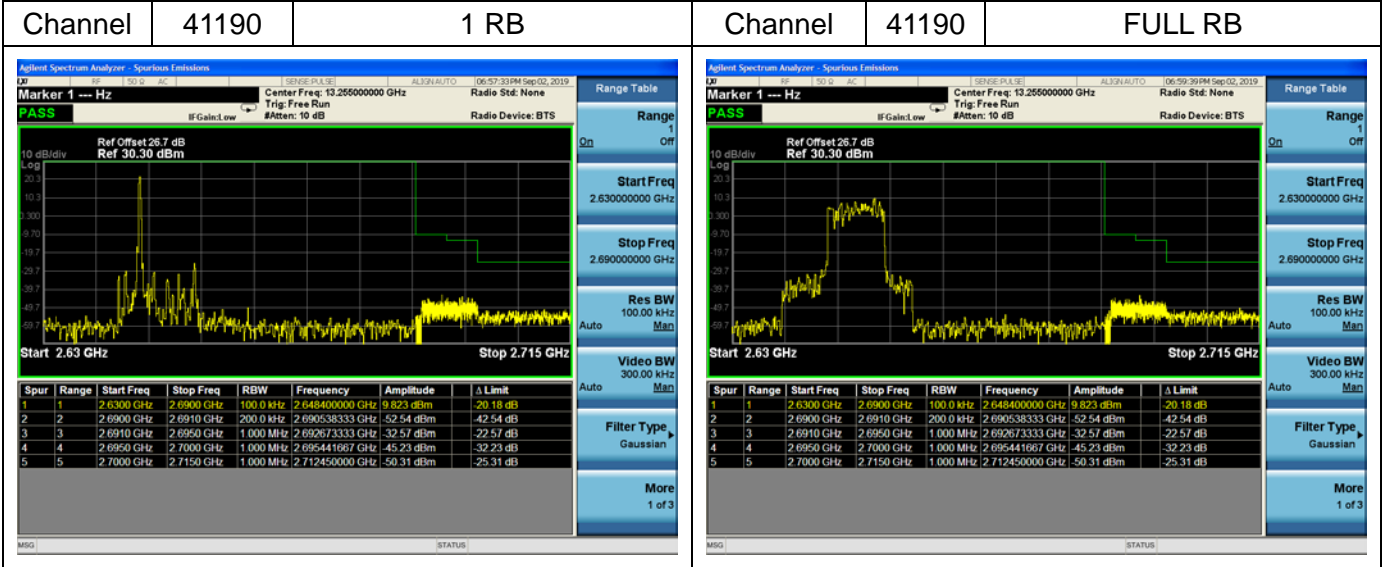


LTE Band 41

Channel Bandwidth: 10MHz



Channel Bandwidth: 10MHz





LTE Band 41

Channel Bandwidth: 15MHz

Channel	40315	1 RB		Channel	40315	FULL RB
----------------	--------------	-------------	--	----------------	--------------	----------------

Spur	Range	Start Freq	Stop Freq	RBW	Frequency	Amplitude	Δ Limit
1	1	2.4750 GHz	2.4900 GHz	1.000 MHz	2.475225000 GHz	45.05 dBm	-20.05 dB
2	2	2.4900 GHz	2.4950 GHz	1.000 MHz	2.492358333 GHz	43.85 dBm	-30.85 dB
3	3	2.4950 GHz	2.4960 GHz	150.0 kHz	2.495141667 GHz	53.30 dBm	-40.30 dB
4	4	2.4960 GHz	2.5800 GHz	1.000 MHz	2.556000000 GHz	24.54 dBm	-5.457 dB

Spur	Range	Start Freq	Stop Freq	RBW	Frequency	Amplitude	Δ Limit
1	1	2.4750 GHz	2.4900 GHz	1.000 MHz	2.484575000 GHz	45.61 dBm	-20.61 dB
2	2	2.4900 GHz	2.4950 GHz	1.000 MHz	2.493675000 GHz	45.69 dBm	-32.69 dB
3	3	2.4950 GHz	2.4960 GHz	150.0 kHz	2.495451667 GHz	53.40 dBm	-40.40 dB
4	4	2.4960 GHz	2.5800 GHz	1.000 MHz	2.567400000 GHz	17.83 dBm	-12.17 dB

Channel Bandwidth: 15MHz

Channel	41165	1 RB		Channel	41165	FULL RB
----------------	--------------	-------------	--	----------------	--------------	----------------

Spur	Range	Start Freq	Stop Freq	RBW	Frequency	Amplitude	Δ Limit
1	1	2.6200 GHz	2.6900 GHz	1.000 MHz	2.641000000 GHz	23.41 dBm	-6.589 dB
2	2	2.6900 GHz	2.6910 GHz	300.0 kHz	2.690133333 GHz	51.25 dBm	-41.25 dB
3	3	2.6910 GHz	2.6950 GHz	1.000 MHz	2.692120000 GHz	44.05 dBm	-34.05 dB
4	4	2.6950 GHz	2.7050 GHz	1.000 MHz	2.698216667 GHz	44.12 dBm	-31.12 dB
5	5	2.7050 GHz	2.7150 GHz	1.000 MHz	2.706716667 GHz	44.85 dBm	-19.85 dB

Spur	Range	Start Freq	Stop Freq	RBW	Frequency	Amplitude	Δ Limit
1	1	2.6200 GHz	2.6900 GHz	1.000 MHz	2.650916667 GHz	17.26 dBm	-12.74 dB
2	2	2.6900 GHz	2.6910 GHz	300.0 kHz	2.690451667 GHz	43.36 dBm	-33.36 dB
3	3	2.6910 GHz	2.6950 GHz	1.000 MHz	2.691813333 GHz	35.93 dBm	-25.93 dB
4	4	2.6950 GHz	2.7050 GHz	1.000 MHz	2.699150000 GHz	44.70 dBm	-31.70 dB
5	5	2.7050 GHz	2.7150 GHz	1.000 MHz	2.711666667 GHz	42.99 dBm	-17.99 dB



LTE Band 41

Channel Bandwidth: 20MHz

Channel	40340	1 RB	Channel	40340	FULL RB

Channel Bandwidth: 20MHz

Channel	41140	1 RB	Channel	41140	FULL RB

2.7. Radiated Spurious Emissions

2.7.1. Requirement

According to FCC section 2.1051, the power of any emission outside of the authorized operating frequency ranges must be attenuated below the transmitting power (P) by a factor of at least $43 + 10 \cdot \log(P)$ dB. This calculated to be -13dBm.

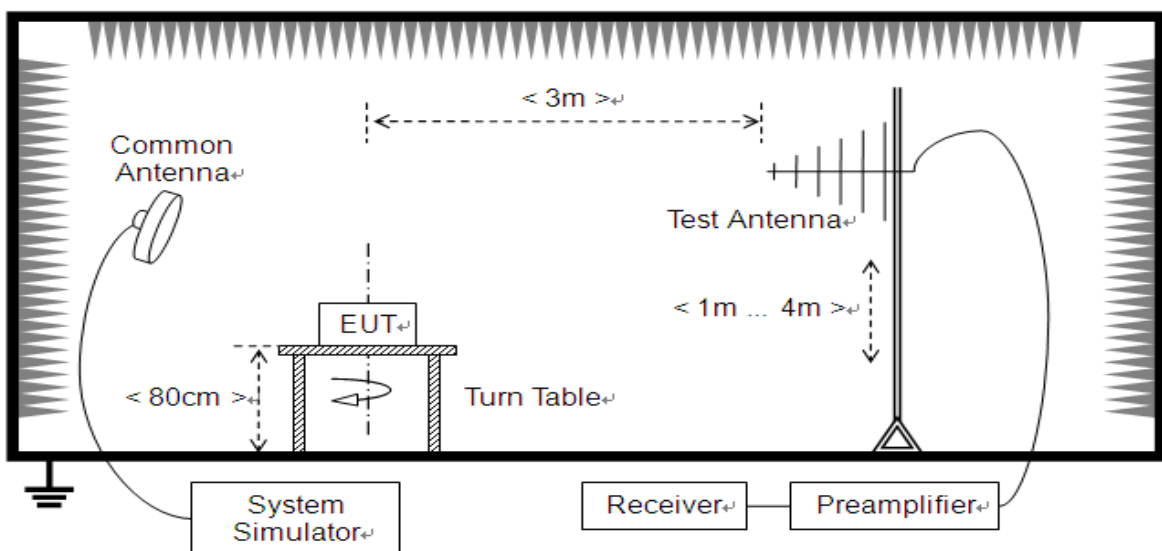
Additional requirement for LTE Band 7 / 38 / 41:

The power of any emission outside of the authorized operating frequency ranges must be attenuated below the transmitting power (P) by a factor of at least $55 + 10 \log(P)$ dB. This calculated to be -25dBm.

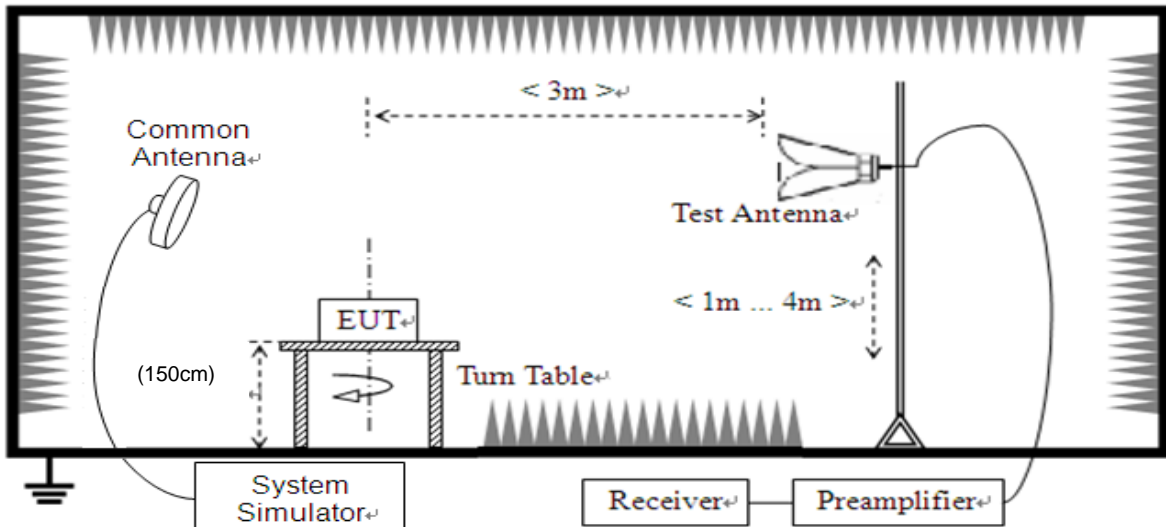
Additional requirement for LTE Band 30 / 40:

The power of any emission outside of the authorized operating frequency ranges must be attenuated below the transmitter power (P) by a factor of at least $70 + 10 \log(P)$ dB. This calculated to be -40dBm.

2.7.2. Test Description



(For the test frequency from 30MHz to 1GHz)



(For the test frequency above 1GHz)

The EUT is located in a 3m Full-Anechoic Chamber, the cable loss, air loss and so on of the site as factors are pre-calibrated using the "Substitution" method, and calculated to correct the reading. A call is established between the EUT and the SS via a Common Antenna. The EUT is commanded by the SS to operate at the maximum and minimum output power, and only the test result of the maximum output power was recorded.

In the frequency range above 30MHz, Bi-Log Test Antenna (30MHz to 1GHz) and Horn Test Antenna (above 1GHz) are used. Test Antenna is 3m away from the EUT. Test Antenna height is varied from 1m to 4m above the ground and the Turn Table is actuated to turn from 0° to 360° to determine the maximum value of the radiated power. The emission levels at both horizontal and vertical polarizations should be tested. The Filters consists of Notch Filters and High Pass Filter.

Note: when doing measurements above 1GHz, the EUT has been within the 3dB cone width of the horn antenna during horizontal antenna.

2.7.3. Test procedure

KDB 971168 D01v03 Section 5.8 and ANSI/TIA-603-E-2016.



2.7.4. Test Result

The measurement frequency range is from 30MHz to the 10th harmonic of the fundamental frequency. Test Antenna height is varied from 1m to 4m above the ground, and the Turn Table is actuated to turn from 0° to 360°, both horizontal and vertical polarizations of the Test Antenna are used to find the maximum radiated power. Mid channels on all channel bandwidth verified. Only the worst RB size/offset presented.

The substitution corrections are obtained as described below:

$$A_{\text{SUBST}} = P_{\text{SUBST_TX}} - P_{\text{SUBST_RX}} - L_{\text{SUBST_CABLES}} + G_{\text{SUBST_TX_ANT}}$$

$$A_{\text{TOT}} = L_{\text{CABLES}} + A_{\text{SUBST}}$$

Where A_{SUBST} is the final substitution correction including receive antenna gain.

$P_{\text{SUBST_TX}}$ is signal generator level,

$P_{\text{SUBST_RX}}$ is receiver level,

$L_{\text{SUBST_CABLES}}$ is cable losses including TX cable,

$G_{\text{SUBST_TX_ANT}}$ is substitution antenna gain.

A_{TOT} is total correction factor including cable loss and substitution correction

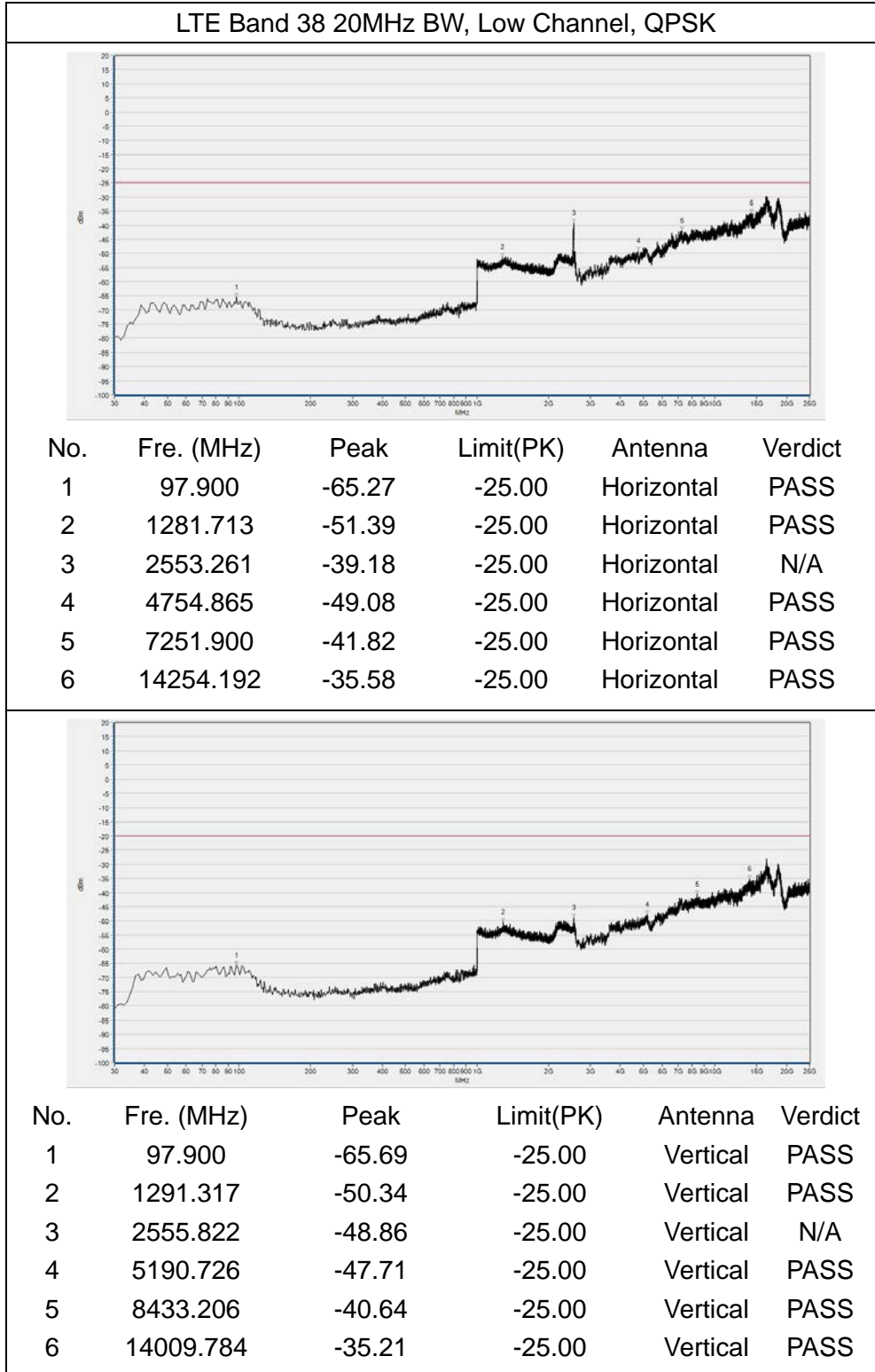
During the test, the data of A_{TOT} was added in the Test Spectrum Analyze, so Spectrum Analyze reading is the final values which contain the data of A_{TOT} .

Note1: The power of the EUT transmitting frequency should be ignored.

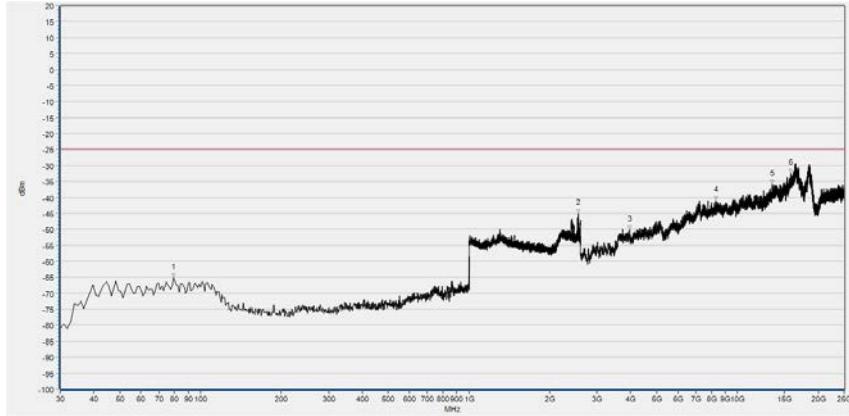
Note2: All Spurious Emission tests were performed in X, Y, Z axis direction. And only the worst axis test condition was recorded in this test report.

Note3: All bandwidth and modulation were considered and evaluated respectively by performing full test for each band, only the worst cases (Max Bandwidth and QPSK mode) were recorded in this test report.

Top Antenna



LTE Band 38 20MHz BW, Mid Channel, QPSK

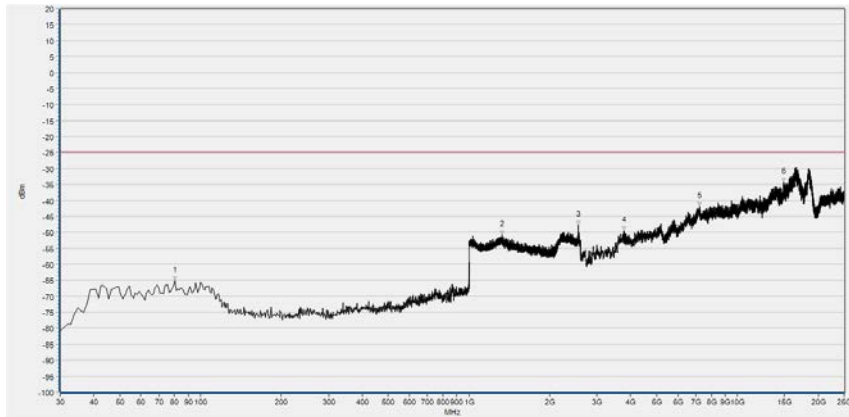


No.	Fre. (MHz)	Peak	Limit(PK)	Antenna	Verdict
1	79.470	-65.11	-25.00	Horizontal	PASS
2	2548.780	-44.96	-25.00	Horizontal	N/A
3	3972.759	-50.21	-25.00	Horizontal	PASS
4	8298.782	-41.10	-25.00	Horizontal	PASS
5	13463.939	-35.96	-25.00	Horizontal	PASS
6	15793.963	-32.45	-25.00	Horizontal	PASS

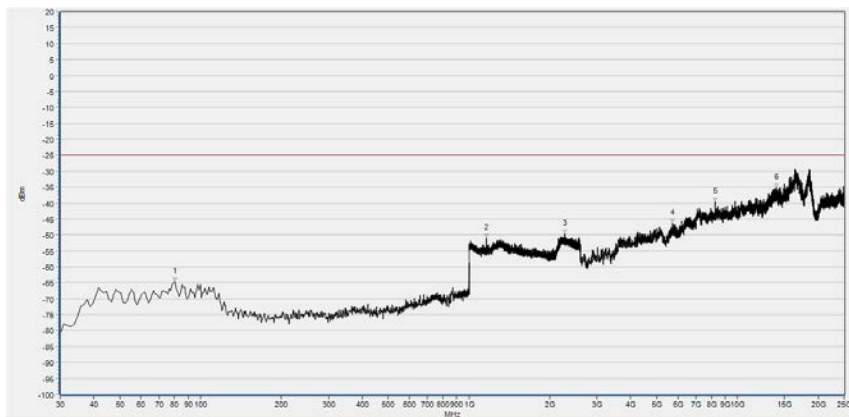


No.	Fre. (MHz)	Peak	Limit(PK)	Antenna	Verdict
1	79.470	-65.11	-25.00	Vertical	PASS
2	2548.780	-44.96	-25.00	Vertical	N/A
3	3972.759	-50.21	-25.00	Vertical	PASS
4	8298.782	-41.10	-25.00	Vertical	PASS
5	13463.939	-35.96	-25.00	Vertical	PASS
6	15793.963	-32.45	-25.00	Vertical	PASS

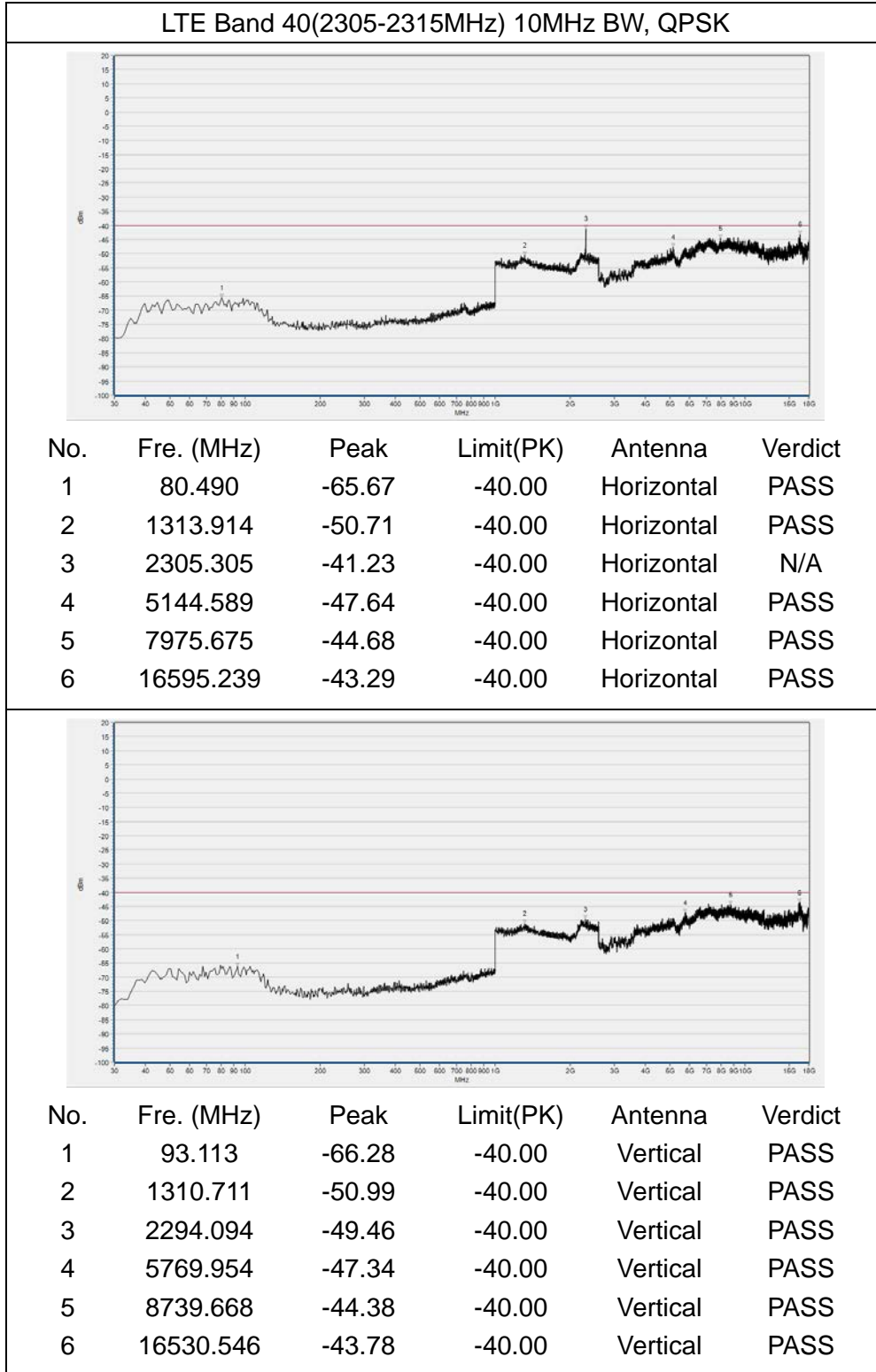
LTE Band 38 20MHz BW, High Channel, QPSK

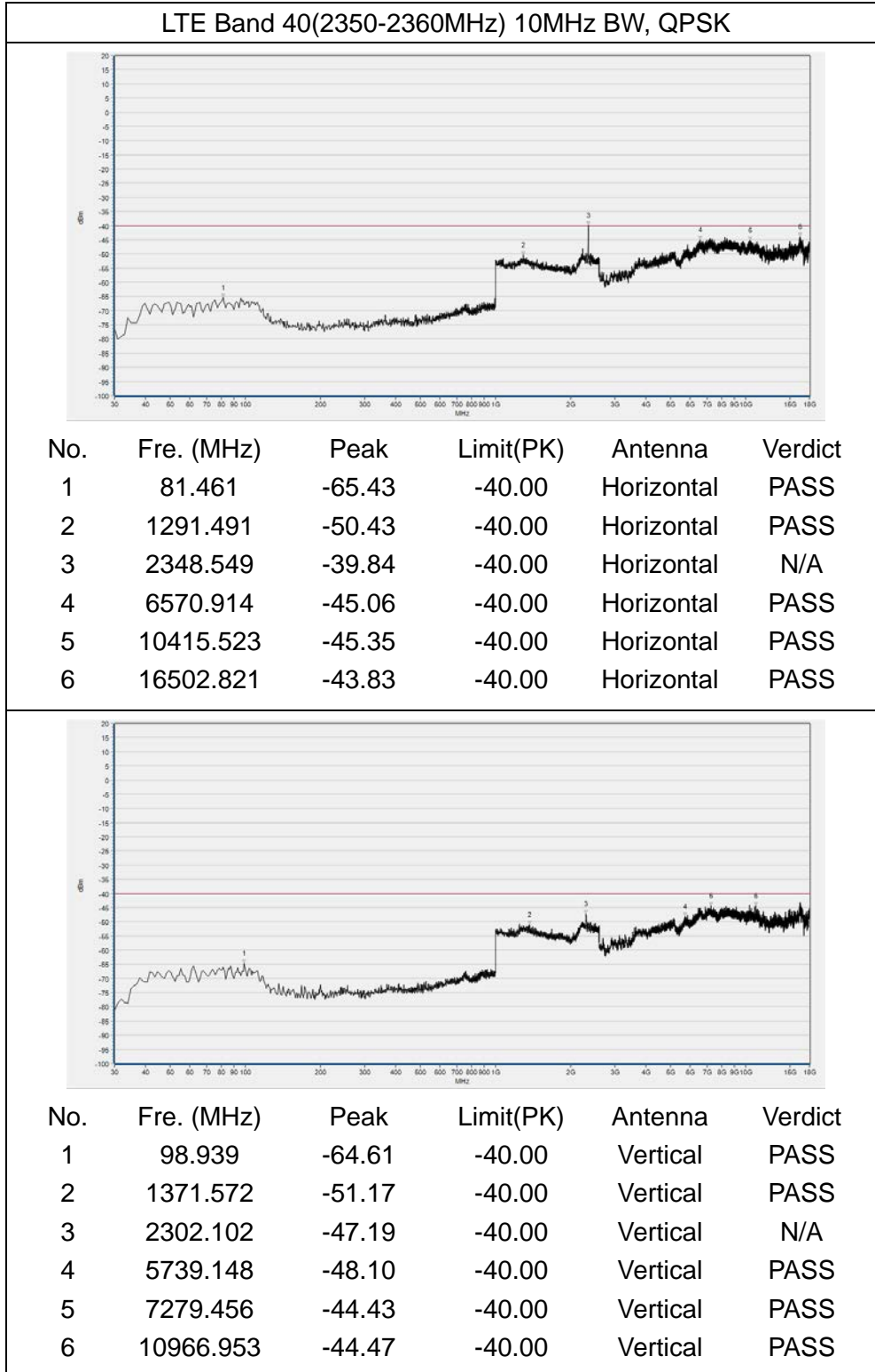


No.	Fre. (MHz)	Peak	Limit(PK)	Antenna	Verdict
1	80.440	-65.11	-25.00	Horizontal	PASS
2	1330.372	-50.86	-25.00	Horizontal	PASS
3	2555.182	-47.68	-25.00	Horizontal	N/A
4	3773.159	-49.57	-25.00	Horizontal	PASS
5	7247.827	-41.89	-25.00	Horizontal	PASS
6	14857.065	-34.31	-25.00	Horizontal	PASS

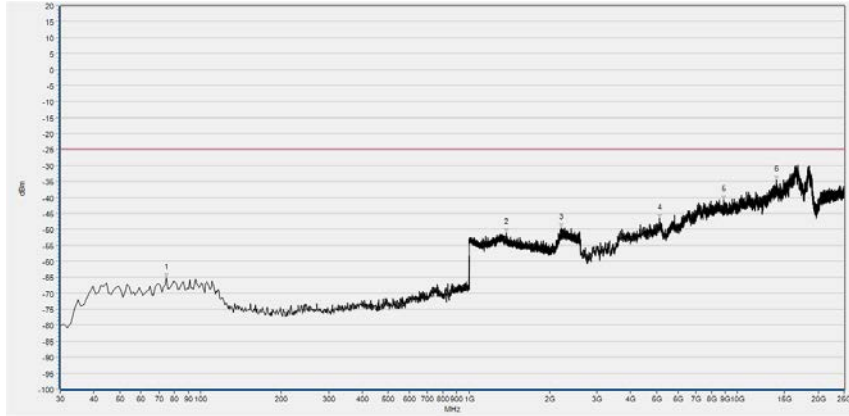


No.	Fre. (MHz)	Peak	Limit(PK)	Antenna	Verdict
1	80.440	-64.78	-25.00	Vertical	PASS
2	1163.906	-51.05	-25.00	Vertical	PASS
3	2268.988	-49.73	-25.00	Vertical	PASS
4	5728.423	-46.26	-25.00	Vertical	PASS
5	8262.120	-39.60	-25.00	Vertical	PASS
6	14013.857	-35.28	-25.00	Vertical	PASS

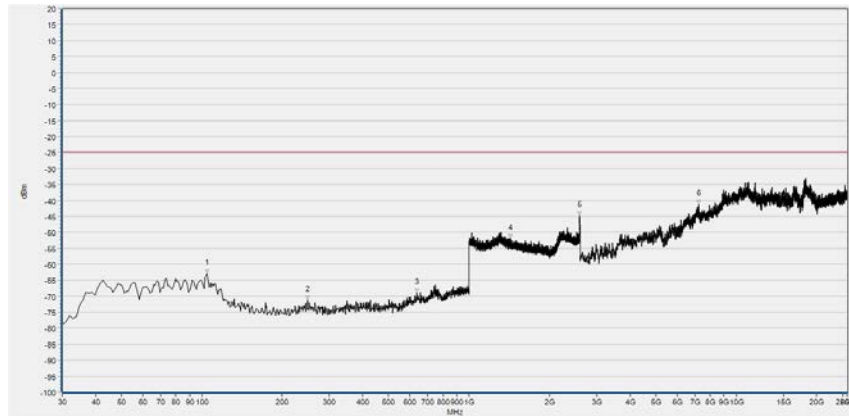




LTE Band 41 20MHz BW, Low Channel, QPSK

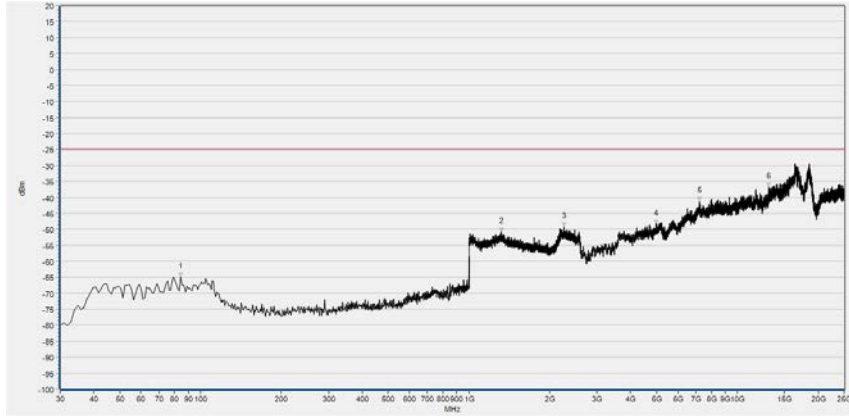


No.	Fre. (MHz)	Peak	Limit(PK)	Antenna	Verdict
1	74.620	-65.18	-25.00	Horizontal	PASS
2	1380.952	-51.13	-25.00	Horizontal	PASS
3	2203.681	-49.55	-25.00	Horizontal	PASS
4	5117.403	-46.59	-25.00	Horizontal	PASS
5	8885.361	-40.77	-25.00	Horizontal	PASS
6	14009.784	-34.58	-25.00	Horizontal	PASS

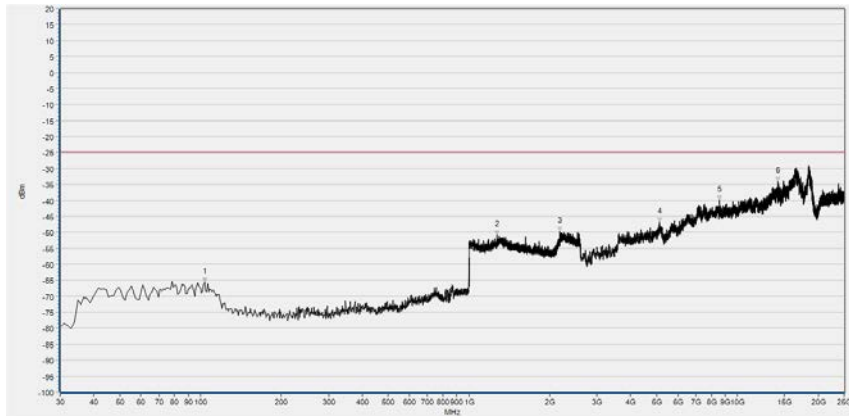


No.	Fre. (MHz)	Peak	Limit(PK)	Antenna	Verdict
1	66.860	-65.61	-25.00	Vertical	PASS
2	1327.171	-50.64	-25.00	Vertical	PASS
3	2574.390	-50.59	-25.00	Vertical	PASS
4	7170.431	-40.80	-25.00	Vertical	PASS
5	11736.789	-38.97	-25.00	Vertical	PASS
6	14999.636	-34.16	-25.00	Vertical	PASS

LTE Band 41 20MHz BW, Mid Channel, QPSK

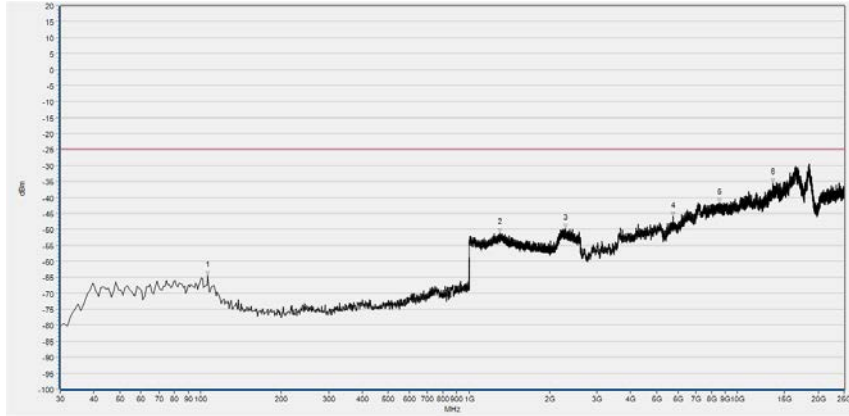


No.	Fre. (MHz)	Peak	Limit(PK)	Antenna	Verdict
1	84.320	-64.93	-25.00	Horizontal	PASS
2	1318.207	-50.88	-25.00	Horizontal	PASS
3	2265.786	-49.33	-25.00	Horizontal	PASS
4	4991.126	-48.42	-25.00	Horizontal	PASS
5	7207.092	-41.32	-25.00	Horizontal	PASS
6	13076.959	-36.72	-25.00	Horizontal	PASS

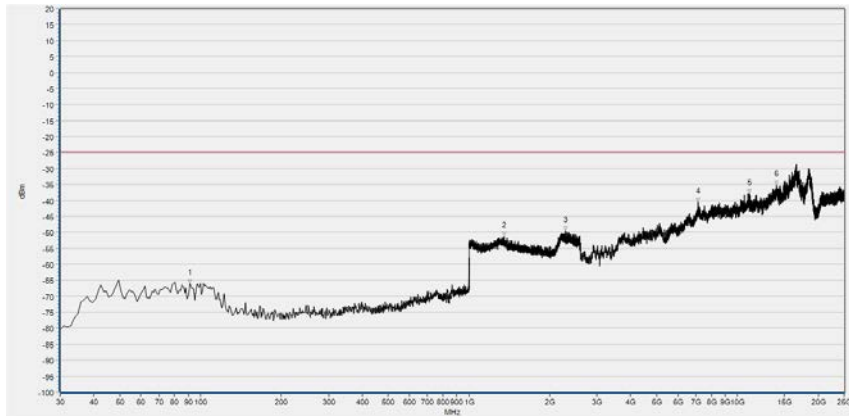


No.	Fre. (MHz)	Peak	Limit(PK)	Antenna	Verdict
1	103.720	-65.57	-25.00	Vertical	PASS
2	1272.749	-50.81	-25.00	Vertical	PASS
3	2178.711	-49.81	-25.00	Vertical	PASS
4	5129.624	-46.79	-25.00	Vertical	PASS
5	8592.071	-39.85	-25.00	Vertical	PASS
6	14144.208	-34.04	-25.00	Vertical	PASS

LTE Band 41 20MHz BW, High Channel, QPSK

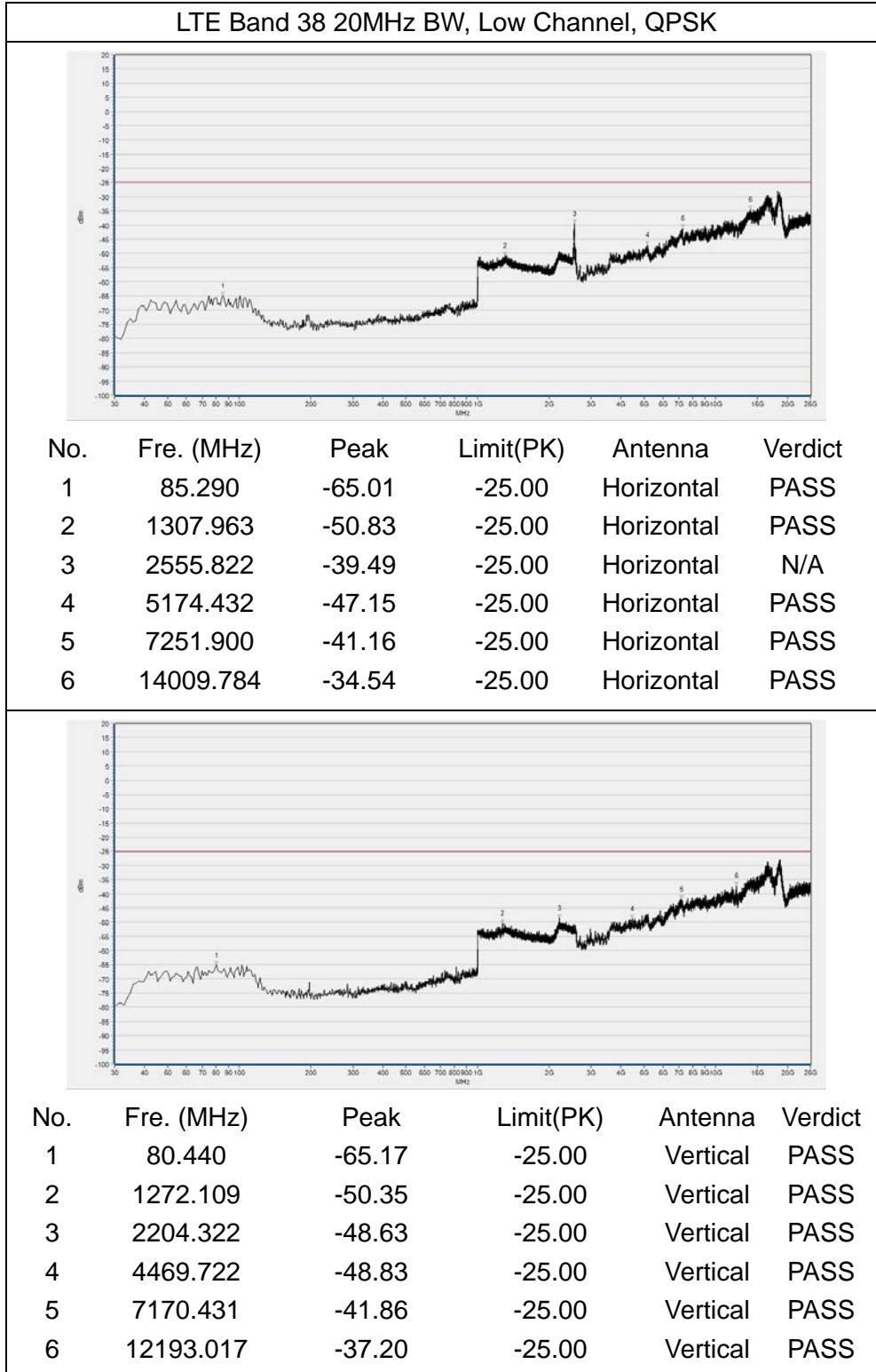


No.	Fre. (MHz)	Peak	Limit(PK)	Antenna	Verdict
1	106.630	-64.47	-25.00	Horizontal	PASS
2	1303.481	-51.10	-25.00	Horizontal	PASS
3	2283.073	-49.77	-25.00	Horizontal	PASS
4	5773.231	-45.93	-25.00	Horizontal	PASS
5	8587.998	-41.76	-25.00	Horizontal	PASS
6	13586.143	-35.49	-25.00	Horizontal	PASS

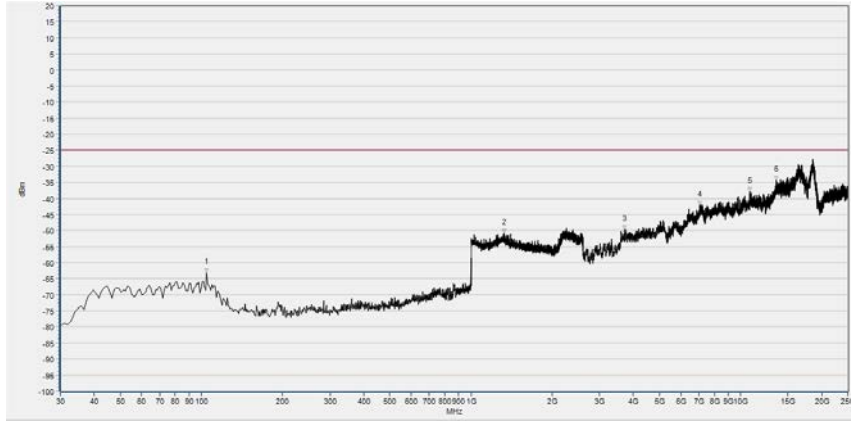


No.	Fre. (MHz)	Peak	Limit(PK)	Antenna	Verdict
1	91.110	-66.11	-25.00	Vertical	PASS
2	1349.580	-51.30	-25.00	Vertical	PASS
3	2286.915	-49.42	-25.00	Vertical	PASS
4	7121.549	-40.47	-25.00	Vertical	PASS
5	11060.593	-37.85	-25.00	Vertical	PASS
6	13993.490	-35.10	-25.00	Vertical	PASS

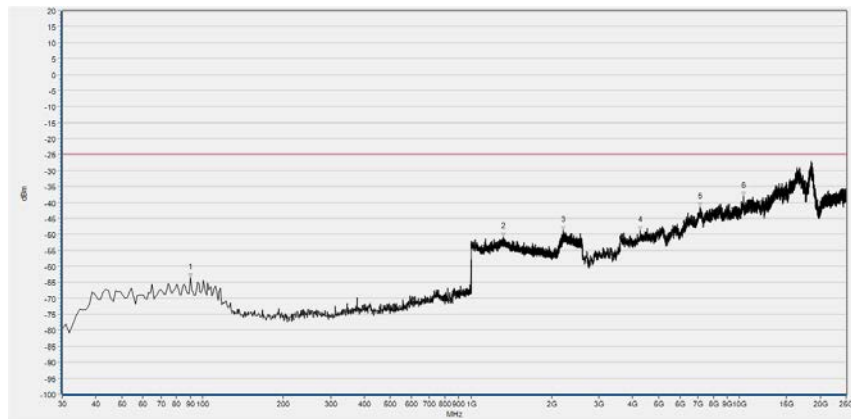
Bottom Antenna



LTE Band 38 20MHz BW, Mid Channel, QPSK

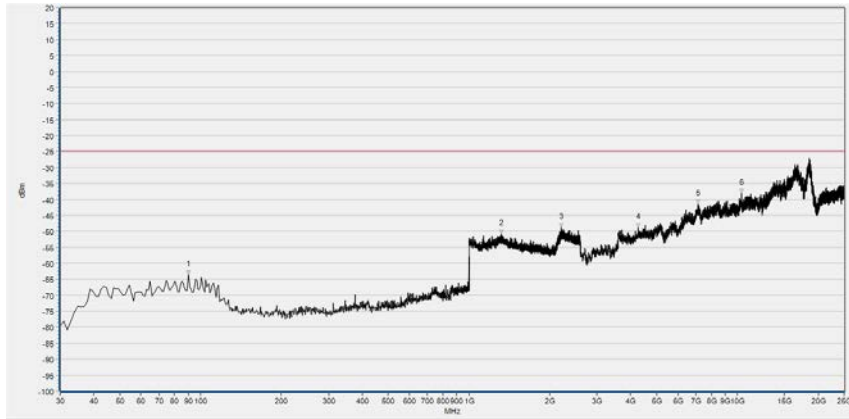


No.	Fre. (MHz)	Peak	Limit(PK)	Antenna	Verdict
1	104.690	-63.15	-25.00	Horizontal	PASS
2	1331.012	-50.95	-25.00	Horizontal	PASS
3	3703.910	-49.62	-25.00	Horizontal	PASS
4	7068.594	-42.21	-25.00	Horizontal	PASS
5	10828.405	-37.85	-25.00	Horizontal	PASS
6	13590.216	-34.20	-25.00	Horizontal	PASS



No.	Fre. (MHz)	Peak	Limit(PK)	Antenna	Verdict
1	79.470	-64.91	-25.00	Vertical	PASS
2	1302.201	-50.89	-25.00	Vertical	PASS
3	2222.889	-48.55	-25.00	Vertical	PASS
4	3744.644	-50.21	-25.00	Vertical	PASS
5	7105.256	-41.52	-25.00	Vertical	PASS
6	13997.563	-33.68	-25.00	Vertical	PASS

LTE Band 38 20MHz BW, High Channel, QPSK

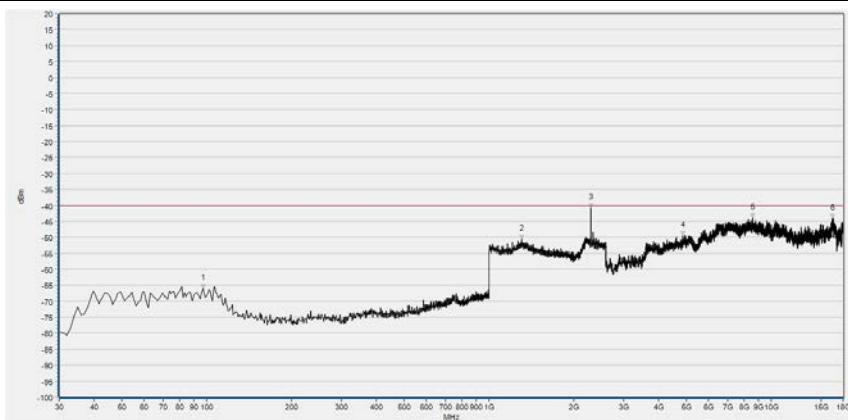


No.	Fre. (MHz)	Peak	Limit(PK)	Antenna	Verdict
1	90.140	-63.59	-25.00	Horizontal	PASS
2	1320.128	-50.84	-25.00	Horizontal	PASS
3	2206.883	-48.77	-25.00	Horizontal	PASS
4	4278.269	-48.90	-25.00	Horizontal	PASS
5	7125.623	-41.35	-25.00	Horizontal	PASS
6	10359.956	-38.02	-25.00	Horizontal	PASS

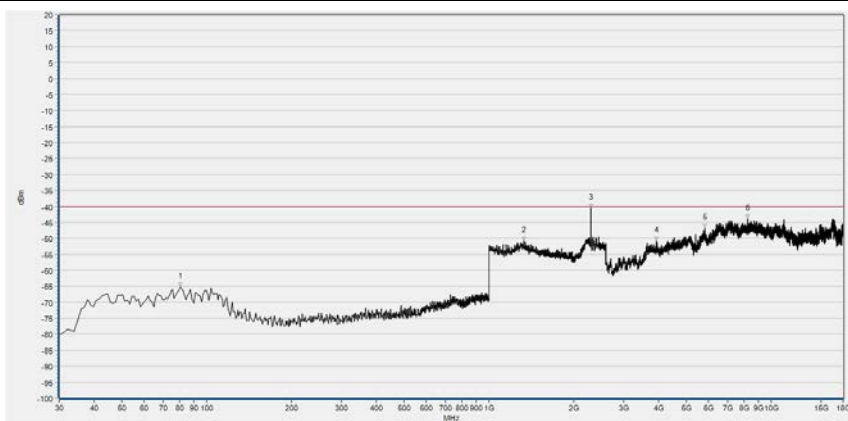


No.	Fre. (MHz)	Peak	Limit(PK)	Antenna	Verdict
1	80.440	-64.89	-25.00	Vertical	PASS
2	1280.432	-51.17	-25.00	Vertical	PASS
3	2188.315	-49.89	-25.00	Vertical	PASS
4	5040.007	-46.14	-25.00	Vertical	PASS
5	8954.610	-40.60	-25.00	Vertical	PASS
6	13545.408	-35.05	-25.00	Vertical	PASS

LTE Band 40(2305-2315MHz)20MHz BW, Mid Channel, QPSK



No.	Fre. (MHz)	Peak	Limit(PK)	Antenna	Verdict
1	96.997	-66.11	-40.00	Horizontal	PASS
2	1304.304	-50.61	-40.00	Horizontal	PASS
3	2305.501	-40.87	-40.00	Horizontal	N/A
4	4867.333	-49.49	-40.00	Horizontal	PASS
5	8585.637	-43.81	-40.00	Horizontal	PASS
6	16542.869	-44.11	-40.00	Horizontal	PASS

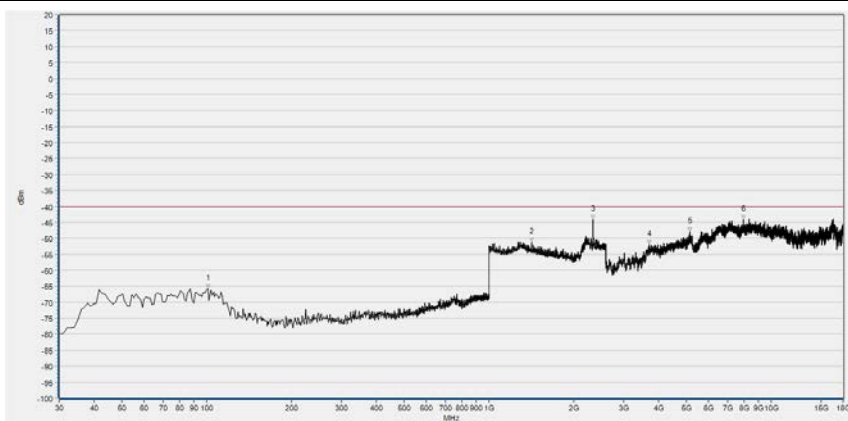


No.	Fre. (MHz)	Peak	Limit(PK)	Antenna	Verdict
1	80.490	-65.04	-40.00	Vertical	PASS
2	1329.930	-50.95	-40.00	Vertical	PASS
3	2305.501	-40.47	-40.00	Vertical	N/A
4	3924.665	-50.86	-40.00	Vertical	PASS
5	5834.647	-46.72	-40.00	Vertical	PASS
6	8262.172	-43.83	-40.00	Vertical	PASS

LTE Band 40(2350-2360MHz) 20MHz BW, Mid Channel, QPSK

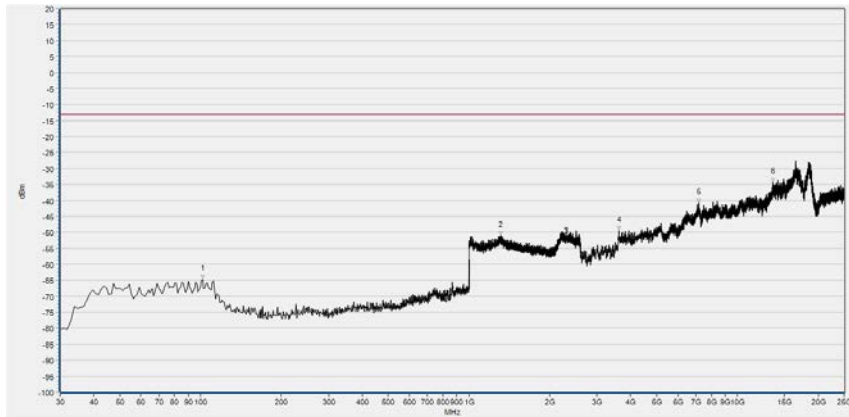


No.	Fre. (MHz)	Peak	Limit(PK)	Antenna	Verdict
1	80.490	-65.00	-40.00	Horizontal	PASS
2	1377.978	-51.41	-40.00	Horizontal	PASS
3	2350.541	-45.42	-40.00	Horizontal	N/A
4	4682.496	-48.71	-40.00	Horizontal	PASS
5	6598.640	-44.39	-40.00	Horizontal	PASS
6	9112.422	-44.42	-40.00	Horizontal	PASS

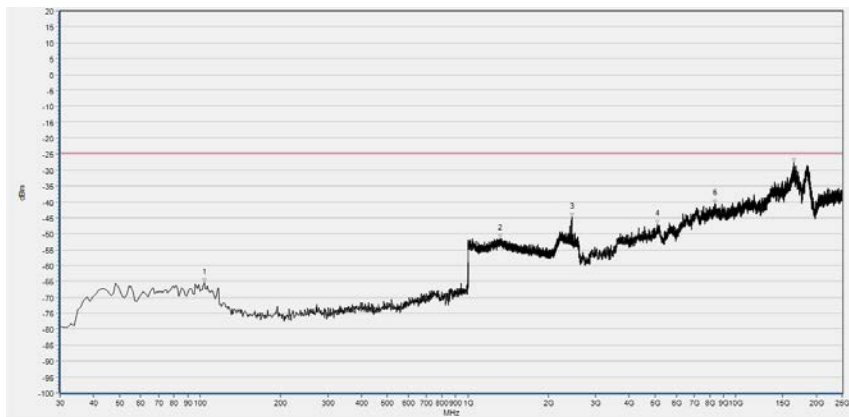


No.	Fre. (MHz)	Peak	Limit(PK)	Antenna	Verdict
1	100.881	-65.83	-40.00	Vertical	PASS
2	1414.815	-51.33	-40.00	Vertical	PASS
3	2350.541	-44.17	-40.00	Vertical	N/A
4	3705.941	-52.01	-40.00	Vertical	PASS
5	5156.911	-48.02	-40.00	Vertical	PASS
6	7978.756	-44.23	-40.00	Vertical	PASS

LTE Band 41 20MHz BW, Low Channel, QPSK

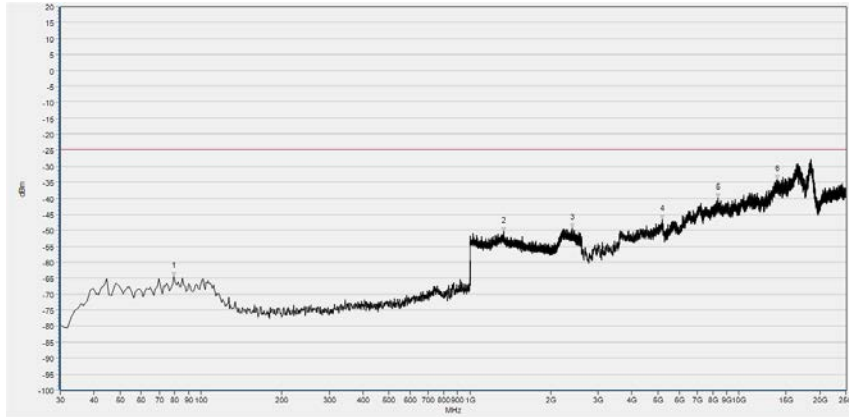


No.	Fre. (MHz)	Peak	Limit(PK)	Antenna	Verdict
1	101.780	-64.61	-25.00	Horizontal	PASS
2	1310.524	-51.14	-25.00	Horizontal	PASS
3	2298.439	-49.75	-25.00	Horizontal	PASS
4	3622.440	-49.47	-25.00	Horizontal	PASS
5	7174.504	-40.88	-25.00	Horizontal	PASS
6	13594.290	-34.26	-25.00	Horizontal	PASS

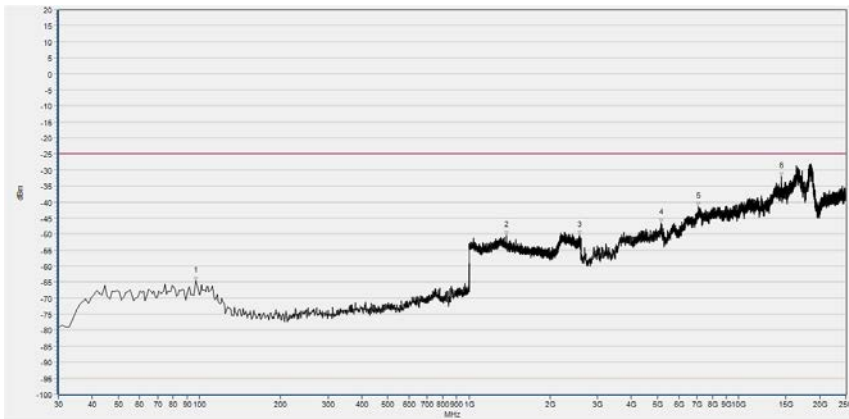


No.	Fre. (MHz)	Peak	Limit(PK)	Antenna	Verdict
1	103.720	-65.29	-25.00	Vertical	PASS
2	1322.049	-51.52	-25.00	Vertical	PASS
3	2503.857	-44.80	-25.00	Vertical	N/A
4	5101.109	-47.05	-25.00	Vertical	PASS
5	8368.031	-40.55	-25.00	Vertical	PASS
6	16523.113	-27.71	-25.00	Vertical	PASS

LTE Band 41 20MHz BW, Mid Channel, QPSK

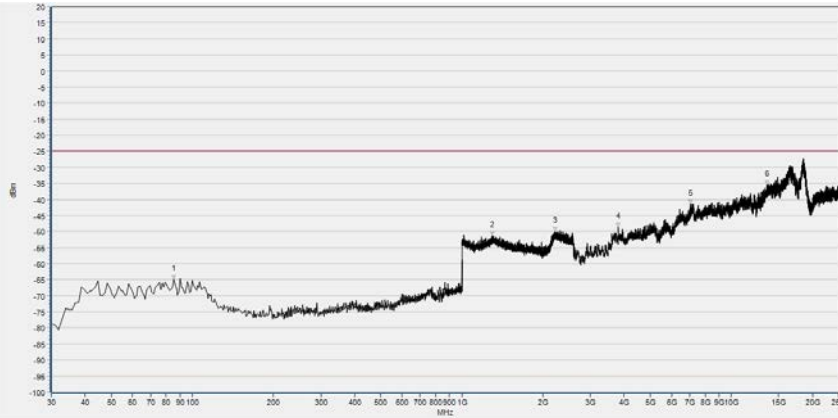


No.	Fre. (MHz)	Peak	Limit(PK)	Antenna	Verdict
1	79.470	-64.42	-25.00	Horizontal	PASS
2	1334.214	-50.50	-25.00	Horizontal	PASS
3	2410.484	-49.28	-25.00	Horizontal	PASS
4	5202.946	-46.66	-25.00	Horizontal	PASS
5	8363.957	-39.94	-25.00	Horizontal	PASS
6	13903.873	-34.06	-25.00	Horizontal	PASS

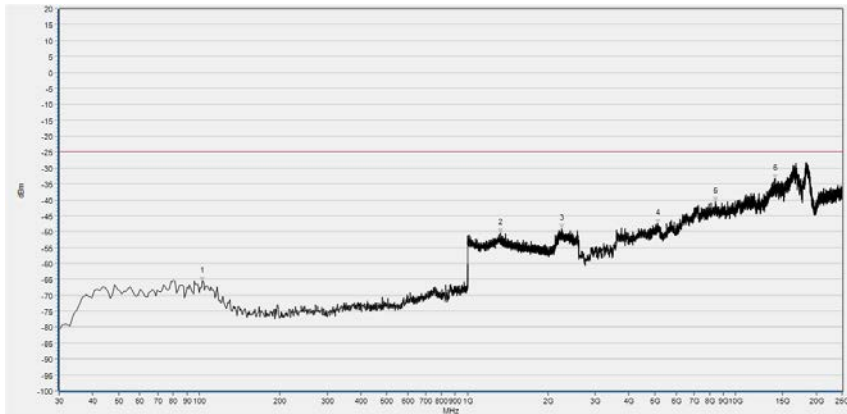


No.	Fre. (MHz)	Peak	Limit(PK)	Antenna	Verdict
1	96.930	-64.80	-25.00	Vertical	PASS
2	1380.952	-50.43	-25.00	Vertical	PASS
3	2567.347	-50.47	-25.00	Vertical	PASS
4	5170.358	-46.58	-25.00	Vertical	PASS
5	7101.182	-41.53	-25.00	Vertical	PASS
6	14445.645	-32.10	-25.00	Vertical	PASS

LTE Band 41 20MHz BW, High Channel, QPSK



No.	Fre. (MHz)	Peak	Limit(PK)	Antenna	Verdict
1	85.290	-64.99	-25.00	Horizontal	PASS
2	1296.439	-51.37	-25.00	Horizontal	PASS
3	2217.767	-49.89	-25.00	Horizontal	PASS
4	3813.893	-48.71	-25.00	Horizontal	PASS
5	7056.374	-41.56	-25.00	Horizontal	PASS
6	13582.069	-35.32	-25.00	Horizontal	PASS



No.	Fre. (MHz)	Peak	Limit(PK)	Antenna	Verdict
1	102.750	-65.52	-25.00	Vertical	PASS
2	1332.293	-50.49	-25.00	Vertical	PASS
3	2252.341	-48.98	-25.00	Vertical	PASS
4	5137.771	-47.59	-25.00	Vertical	PASS
5	8404.692	-40.49	-25.00	Vertical	PASS
6	14050.518	-33.37	-25.00	Vertical	PASS



Annex A Test Uncertainty

Where relevant, the following measurement uncertainty levels have been estimated for test performed on the EUT as specified in CISPR 16-1-2:

Test items	Uncertainty
Output Power	± 2.22 dB
Bandwidth	$\pm 5\%$
Conducted Spurious Emission	± 2.77 dB
Band Edge	± 2.77 dB
Equivalent Isotropic Radiated Power	± 2.22 dB
Radiated Spurious Emissions	± 6 dB

This uncertainty represent an expanded uncertainty expressed at approximately the 95% confidence level using a coverage factor of $k=2$



Annex B Testing Laboratory Information

1. Identification of the Responsible Testing Laboratory

Company Name:	Shenzhen Morlab Communications Technology Co., Ltd.
Department:	Morlab Laboratory
Address:	FL.3, Building A, FeiYang Science Park, No.8 LongChang Road, Block 67, BaoAn District, ShenZhen, Guangdong Province, P. R. China
Responsible Test Lab Manager:	Mr. Su Feng
Telephone:	+86 755 36698555
Facsimile:	+86 755 36698525

2. Identification of the Responsible Testing Location

Name:	Shenzhen Morlab Communications Technology Co., Ltd. Morlab Laboratory
Address:	FL.3, Building A, FeiYang Science Park, No.8 LongChang Road, Block 67, BaoAn District, ShenZhen, Guangdong Province, P. R. China

3. Facilities and Accreditations

All measurement facilities used to collect the measurement data are located at FL.3, Building A, FeiYang Science Park, Block 67, BaoAn District, Shenzhen, 518101 P. R. China. The test site is constructed in conformance with the requirements of ANSI C63.10-2013 and CISPR Publication 22; the FCC designation number is CN1192, the test firm registration number is 226174.



4. Test Equipments Utilized

4.1 Conducted Test Equipments

Equipment Name	Serial No.	Type	Manufacturer	Cal. Date	Cal. Due
Power Splitter	NW521	1506A	Weinschel	2019.04.16	2020.04.15
Attenuator 1	(N/A.)	10dB	Resnet	2019.04.16	2020.04.15
Attenuator 2	(N/A.)	3dB	Resnet	2019.04.16	2020.04.15
EXA Signal Analyzer	MY53470836	N9010A	Agilent	2018.11.06	2019.11.05
USB Power Sensor	MY54210011	U2021XA	Agilent	2019.04.16	2019.04.15
System Simulator	152038	CMW500	R&S	2019.05.08	2020.05.07
RF cable (30MHz-26GHz)	CB01	RF01	Morlab	N/A	N/A
Coaxial cable	CB02	RF02	Morlab	N/A	N/A
SMA connector	CN01	RF03	HUBER-SUHNER	N/A	N/A
Temperature Chamber	(N/A)	HUT705P	CHONGQING HANBA EXPERIMENTAL EQUIPMENT CO.,LTD	2019.04.16	2020.04.15
Computer	T430i	Think Pad	Lenovo	N/A	N/A



4.2 Radiated Test Equipments

Equipment Name	Serial No.	Type	Manufacturer	Cal. Date	Cal.Due
System Simulator	152038	CMW500	R&S	2019.05.08	2020.05.07
Receiver	MY54130016	N9038A	Agilent	2019.05.18	2020.05.17
Test Antenna - Bi-Log	9163-519	VULB 9163	Schwarzbeck	2019.05.18	2020.05.17
Test Antenna - Horn	9170C-531	BBHA9170	Schwarzbeck	2019.08.06	2020.08.05
Test Antenna - Horn	01774	BBHA 9120D	Schwarzbeck	2019.08.02	2020.08.01
Coaxial cable (N male) (9KHz-30MHz)	CB04	EMC04	Morlab	N/A	N/A
Coaxial cable (N male) (30MHz-26GHz)	CB02	EMC02	Morlab	N/A	N/A
Coaxial cable(N male) (30MHz-26GHz)	CB03	EMC03	Morlab	N/A	N/A
1-18GHz pre-Amplifier	MA02	TS-PR18	Rohde& Schwarz	2019.05.08	2020.05.07
18-26.5GHz pre-Amplifier	MA03	TS-PR18	Rohde& Schwarz	2019.05.08	2020.05.07
Notch Filter	N/A	WRCGV -LTE B2	Wainwright	2018.12.01	2019.11.30
Notch Filter	N/A	WRCGV -LTE B4	Wainwright	2018.12.01	2019.11.30
Notch Filter	N/A	WRCGV -LTE B5	Wainwright	2018.12.01	2019.11.30
Notch Filter	N/A	WRCGV -LTE B7	Wainwright	2018.12.01	2019.11.30
Notch Filter	N/A	WRCGV -LTE B12	Wainwright	2018.12.01	2019.11.30
Notch Filter	N/A	WRCGV -LTE B17	Wainwright	2018.12.01	2019.11.30
Notch Filter	N/A	WRCGV -LTE B19	Wainwright	2018.12.01	2019.11.30



Equipment Name	Serial No.	Type	Manufacturer	Cal. Date	Cal.Due
Notch Filter	N/A	WRCGV -LTE B25	Wainwright	2018.12.01	2019.11.30
Notch Filter	N/A	WRCGV -LTE B26	Wainwright	2018.12.01	2019.11.30
Notch Filter	N/A	WRCGV -LTE B30	Wainwright	2018.12.01	2019.11.30
Notch Filter	N/A	WRCGV -LTE 38	Wainwright	2018.12.01	2019.11.30
Notch Filter	N/A	WRCGV -LTE B40	Wainwright	2018.12.01	2019.11.30
Notch Filter	N/A	WRCGV -LTE B41	Wainwright	2018.12.01	2019.11.30
Anechoic Chamber	N/A	9m*6m*6m	CRT	2017.11.19	2020.11.18

————— END OF REPORT —————