



WCDMA Band IV CH1312 1712.4MHz



WCDMA Band IV CH1513 1752.6MHz



2.7. Transmitter Radiated Power (EIRP/ERP)

2.7.1. Requirement

According to FCC section 22.913, the Effective Radiated Power (ERP) of mobile transmitters and auxiliary test transmitters must not exceed 7 Watts.

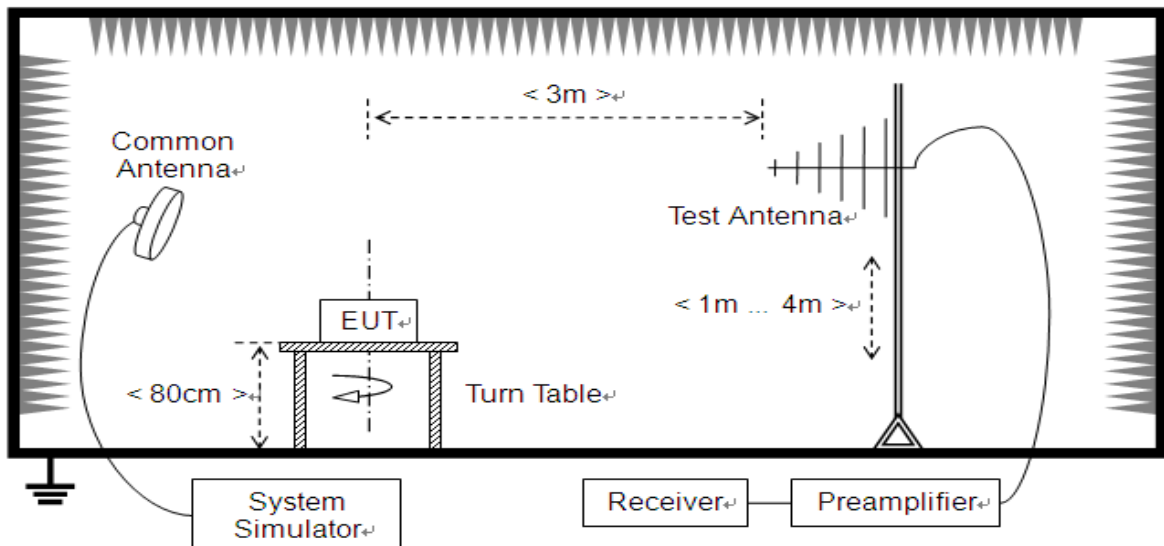
According to FCC section 24.232, the broadband PCS mobile station is limited to 2 Watts e.i.r.p. peak power.

According to FCC section 27.50, mobile, and portable (hand-held) stations is limited to 1 Watts e.i.r.p. peak power.

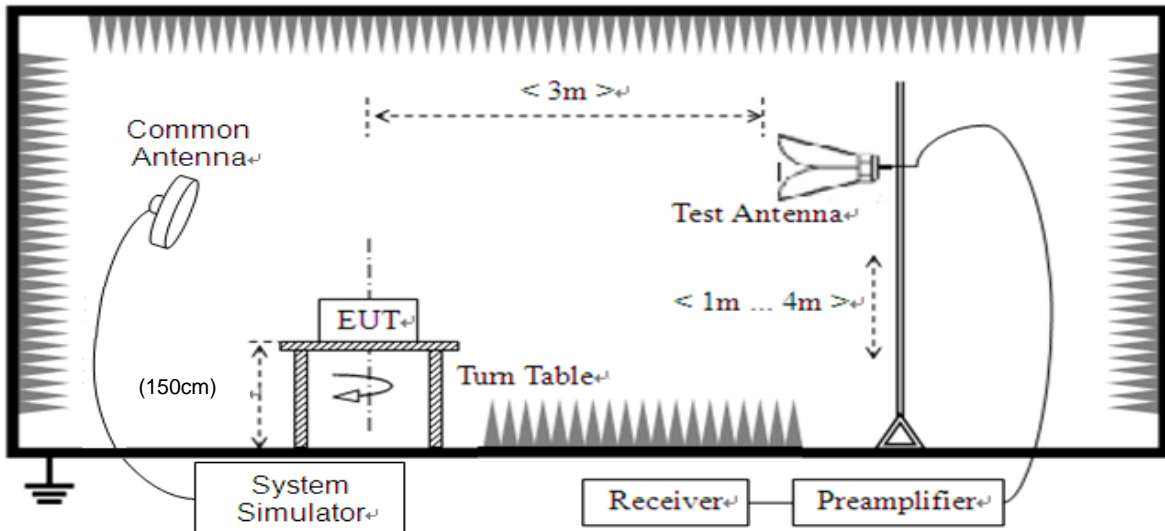
2.7.2. Test Description

Test Setup:

- 1) Below 1GHz



2) Above 1GHz



The EUT is located in a 3m Full-Anechoic Chamber; the cable loss, air loss and so on of the site as factors are pre-calibrated using the "Substitution" method, and calculated to correct the reading. A call is established between the EUT and the SS via a Common Antenna. The EUT is commanded by the SS to operate at the maximum and minimum output power (i.e. GSM850MHz band Power Control Level (PCL) = 5/19 and Power Class = 4, GSM1900MHz band Power Control Level (PCL) = 0/15 and Power Class = 1), and only the test result of the maximum output power was recorded. Please refer to section 2.1.3 of this report.

- Step size (dB): 3dB

The Test Antenna is a Bi-Log one (used for 30MHz to 1GHz) or a Horn one (used for above 3GHz), it's located at the same height as the EUT. The Filters consists of Notch Filters and High Pass Filter.



2.7.3. Test Result

The Turn Table is actuated to turn from 0° to 360°, and both horizontal and vertical polarizations of the Test Antenna are used to find the maximum radiated power. The lowest, middle and highest channels are tested.

The substitution corrections are obtained as described below:

$$A_{\text{SUBST}} = P_{\text{SUBST_TX}} - P_{\text{SUBST_RX}} - L_{\text{SUBST_CABLES}} + G_{\text{SUBST_TX_ANT}}$$

$$A_{\text{TOT}} = L_{\text{CABLES}} + A_{\text{SUBST}}$$

Where A_{SUBST} is the final substitution correction including receive antenna gain.

$P_{\text{SUBST_TX}}$ is signal generator level,

$P_{\text{SUBST_RX}}$ is receiver level,

$L_{\text{SUBST_CABLES}}$ is cable losses including TX cable,

$G_{\text{SUBST_TX_ANT}}$ is substitution antenna gain.

A_{TOT} is total correction factor including cable loss and substitution correction

During the test, the data of A_{TOT} was added in the Test Spectrum Analyze, so Spectrum Analyze reading is the final values which contain the data of A_{TOT} .



Top Antenna:

GSM Test verdict:

Band	Channel	Frequency (MHz)	PCL	Measured ERP		Limit		Verdict
				dBm	W	dBm	W	
GSM 850MHz	128	824.20	5	29.75	0.944	38.5	7	PASS
	190	836.60	5	29.95	0.989			PASS
	251	848.80	5	30.15	1.035			PASS
GPRS 850MHz	128	824.20	5	29.85	0.966	38.5	7	PASS
	190	836.60	5	29.85	0.966			PASS
	251	848.80	5	30.05	1.012			PASS
EDGE 850MHz	128	824.20	5	24.95	0.313	38.5	7	PASS
	190	836.60	5	25.05	0.320			PASS
	251	848.80	5	25.05	0.320			PASS

Note 1: For the GPRS and EDGE model, all the slots were tested and just the worst data were recorded in this report.

Note 2: Both horizontal and vertical polarizations of the test antenna are evaluated respectively, only the worst data (horizontal) were recorded in this report.

Band	Channel	Frequency (MHz)	PCL	Measured EIRP		Limit		Verdict
				dBm	W	dBm	W	
GSM 1900MHz	512	1850.2	0	26.48	0.445	33	2	PASS
	661	1880.0	0	26.56	0.453			PASS
	810	1909.8	0	26.49	0.446			PASS
GPRS 1900MHz	512	1850.2	0	26.42	0.439	33	2	PASS
	661	1880.0	0	26.59	0.456			PASS
	810	1909.8	0	26.52	0.449			PASS
EDGE 1900MHz	512	1850.2	0	22.93	0.196	33	2	PASS
	661	1880.0	0	22.96	0.198			PASS
	810	1909.8	0	22.91	0.195			PASS

Note 1: For the GPRS and EDGE model, all the slots were tested and just the worst data were recorded in this report.

Note 2: Both horizontal and vertical polarizations of the test antenna are evaluated respectively, only the worst data (horizontal) were recorded in this report.



WCDMA Test verdict:

Band	Channel	Frequency (MHz)	Measured ERP		Limit		Verdict
			dBm	W	dBm	W	
WCDMA Band V	4132	826.4	20.98	0.125	38.5	7	PASS
	4182	836.4	21.03	0.127			PASS
	4233	846.6	20.89	0.123			PASS
HSDPA Band V	4132	826.4	18.36	0.069	38.5	7	PASS
	4182	836.4	18.52	0.071			PASS
	4233	846.6	18.43	0.070			PASS
HSUPA Band V	4132	826.4	18.37	0.069	38.5	7	PASS
	4182	836.4	18.50	0.071			PASS
	4233	846.6	18.49	0.071			PASS

Note: Both horizontal and vertical polarizations of the test antenna are evaluated respectively, only the worst data (horizontal) were recorded in this report.

Band	Channel	Frequency (MHz)	Measured EIRP		Limit		Verdict
			dBm	W	dBm	W	
WCDMA Band II	9262	1852.4	17.46	0.056	33	2	PASS
	9400	1880.0	17.48	0.056			PASS
	9538	1907.6	17.45	0.056			PASS
HSDPA Band II	9262	1852.4	15.13	0.033	33	2	PASS
	9400	1880.0	15.29	0.034			PASS
	9538	1907.6	15.19	0.033			PASS
HSUPA Band II	9262	1852.4	15.23	0.033	33	2	PASS
	9400	1880.0	15.25	0.033			PASS
	9538	1907.6	15.32	0.034			PASS

Note: Both horizontal and vertical polarizations of the test antenna are evaluated respectively, only the worst data (horizontal) were recorded in this report.



Band	Channel	Frequency (MHz)	Measured EIRP		Limit		Verdict
			dBm	W	dBm	W	
WCDMA Band IV	1312	1712.4	18.81	0.076	30	1	PASS
	1413	1732.6	19.31	0.085			PASS
	1513	1752.6	19.17	0.083			PASS
HSDPA Band IV	1312	1712.4	16.65	0.046	30	1	PASS
	1413	1732.6	16.80	0.048			PASS
	1513	1752.6	16.70	0.047			PASS
HSUPA Band IV	1312	1712.4	16.75	0.047	30	1	PASS
	1413	1732.6	16.76	0.047			PASS
	1513	1752.6	16.83	0.048			PASS

Note: Both horizontal and vertical polarizations of the test antenna are evaluated respectively, only the worst data (horizontal) were recorded in this report.



Bottom Antenna:

GSM Test verdict:

Band	Channel	Frequency (MHz)	PCL	Measured ERP		Limit		Verdict
				dBm	W	dBm	W	
GSM 850MHz	128	824.20	5	32.20	1.660	38.5	7	PASS
	190	836.60	5	32.32	1.706			PASS
	251	848.80	5	32.47	1.766			PASS
GPRS 850MHz	128	824.20	5	32.22	1.667	38.5	7	PASS
	190	836.60	5	32.30	1.698			PASS
	251	848.80	5	32.47	1.766			PASS
EDGE 850MHz	128	824.20	5	26.54	0.451	38.5	7	PASS
	190	836.60	5	26.55	0.452			PASS
	251	848.80	5	26.61	0.458			PASS

Note 1: For the GPRS and EDGE model, all the slots were tested and just the worst data were recorded in this report.

Note 2: Both horizontal and vertical polarizations of the test antenna are evaluated respectively, only the worst data (horizontal) were recorded in this report.

Band	Channel	Frequency (MHz)	PCL	Measured EIRP		Limit		Verdict
				dBm	W	dBm	W	
GSM 1900MHz	512	1850.2	0	29.11	0.815	33	2	PASS
	661	1880.0	0	28.99	0.793			PASS
	810	1909.8	0	29.20	0.832			PASS
GPRS 1900MHz	512	1850.2	0	28.97	0.789	33	2	PASS
	661	1880.0	0	29.08	0.809			PASS
	810	1909.8	0	29.23	0.838			PASS
EDGE 1900MHz	512	1850.2	0	27.93	0.621	33	2	PASS
	661	1880.0	0	28.04	0.637			PASS
	810	1909.8	0	28.24	0.667			PASS

Note 1: For the GPRS and EDGE model, all the slots were tested and just the worst data were recorded in this report.

Note 2: Both horizontal and vertical polarizations of the test antenna are evaluated respectively, only the worst data (horizontal) were recorded in this report.



WCDMA Test verdict:

Band	Channel	Frequency (MHz)	Measured ERP		Limit		Verdict
			dBm	W	dBm	W	
WCDMA Band V	4132	826.4	21.98	0.158	38.5	7	PASS
	4182	836.4	22.03	0.160			PASS
	4233	846.6	21.89	0.155			PASS
HSDPA Band V	4132	826.4	19.36	0.086	38.5	7	PASS
	4182	836.4	19.52	0.090			PASS
	4233	846.6	19.43	0.088			PASS
HSUPA Band V	4132	826.4	19.37	0.086	38.5	7	PASS
	4182	836.4	19.50	0.089			PASS
	4233	846.6	19.49	0.089			PASS

Note: Both horizontal and vertical polarizations of the test antenna are evaluated respectively, only the worst data (horizontal) were recorded in this report.

Band	Channel	Frequency (MHz)	Measured EIRP		Limit		Verdict
			dBm	W	dBm	W	
WCDMA Band II	9262	1852.4	21.28	0.134	33	2	PASS
	9400	1880.0	21.30	0.135			PASS
	9538	1907.6	21.27	0.134			PASS
HSDPA Band II	9262	1852.4	18.63	0.073	33	2	PASS
	9400	1880.0	18.79	0.076			PASS
	9538	1907.6	18.69	0.074			PASS
HSUPA Band II	9262	1852.4	18.73	0.075	33	2	PASS
	9400	1880.0	18.75	0.075			PASS
	9538	1907.6	18.82	0.076			PASS

Note: Both horizontal and vertical polarizations of the test antenna are evaluated respectively, only the worst data (horizontal) were recorded in this report.



Band	Channel	Frequency (MHz)	Measured EIRP		Limit		Verdict
			dBm	W	dBm	W	
WCDMA Band IV	1312	1712.4	22.31	0.170	30	1	PASS
	1413	1732.6	22.81	0.191			PASS
	1513	1752.6	22.67	0.185			PASS
HSDPA Band IV	1312	1712.4	20.15	0.104	30	1	PASS
	1413	1732.6	20.30	0.107			PASS
	1513	1752.6	20.20	0.105			PASS
HSUPA Band IV	1312	1712.4	20.25	0.106	30	1	PASS
	1413	1732.6	20.26	0.106			PASS
	1513	1752.6	20.33	0.108			PASS

Note: Both horizontal and vertical polarizations of the test antenna are evaluated respectively, only the worst data (horizontal) were recorded in this report.

2.8. Radiated Out of Band Emissions

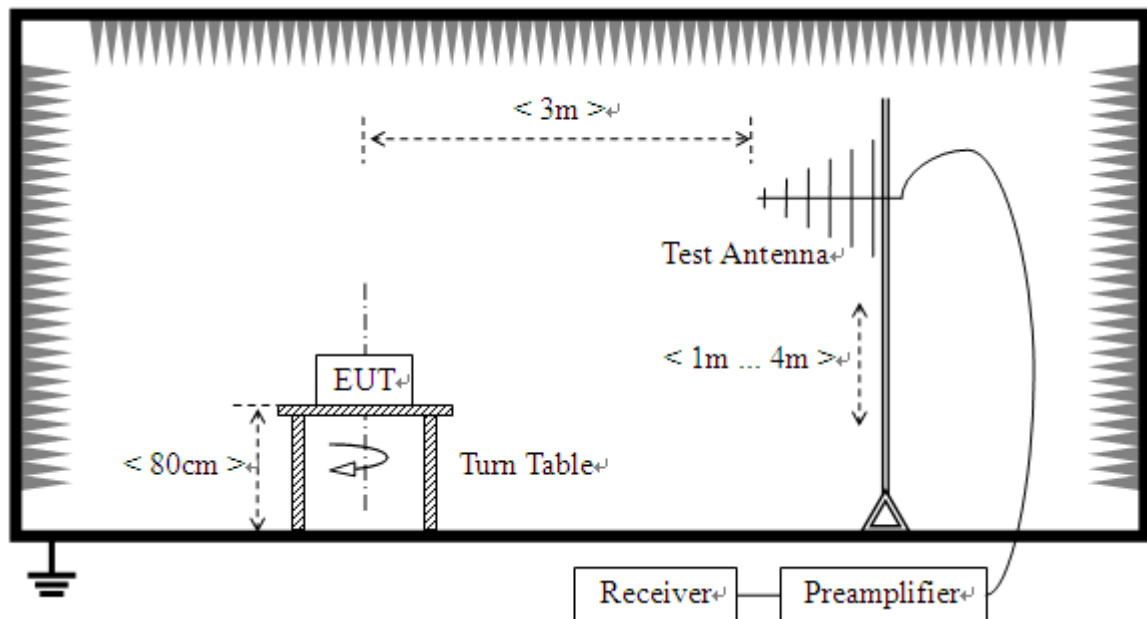
2.8.1. Requirement

The power of any emission outside of the authorized operating frequency ranges must be attenuated below the transmitting power (P) by a factor of at least $43+10*\log(P)$ dB. This calculated to be -13dBm.

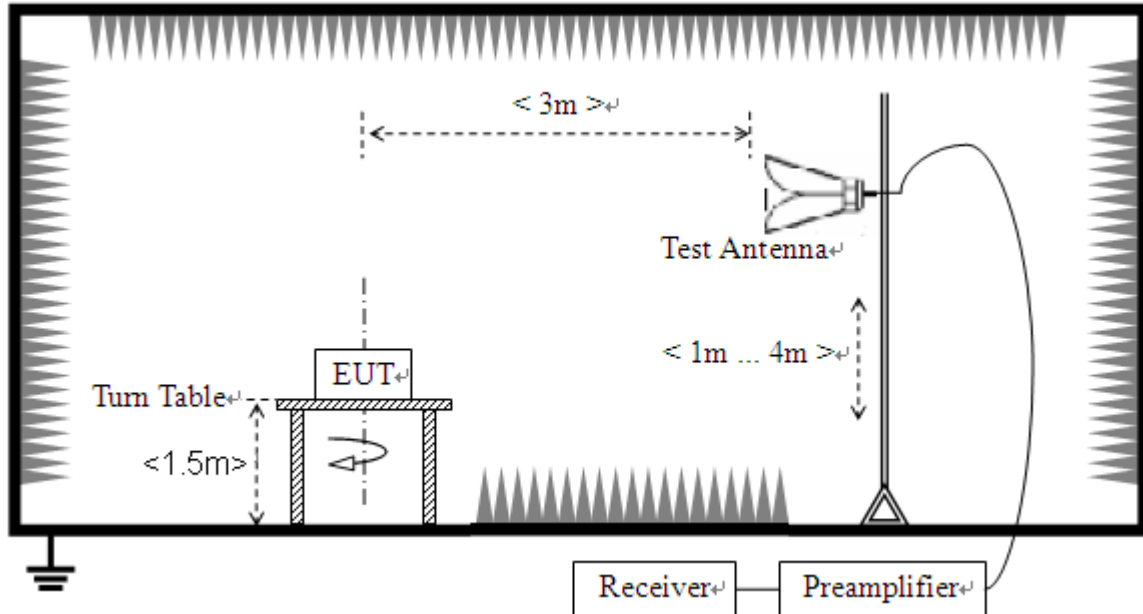
2.8.2. Test Description

Test Setup:

- 1) Below1GHz



2) Above 1GHz



The EUT is located in a 3m Full-Anechoic Chamber, the cable loss, air loss and so on of the site as factors are pre-calibrated using the "Substitution" method, and calculated to correct the reading.

A call is established between the EUT and the SS via a Common Antenna. The EUT is commanded by the SS to operate at the maximum and minimum output power (i.e. GSM850MHz band Power Control Level (PCL) = 5/19 and Power Class = 4, GSM1900MHz band Power Control Level (PCL) = 0/15 and Power Class = 1), and only the test result of the maximum output power was recorded. Please refer to section 2.1.3 of this report.

- Step size (dB): 3dB

The Test Antenna is a Bi-Log one (used for 30MHz to 1GHz) and a Horn one (used for above 3 GHz), it's located at the same height as the EUT. The Filters consists of Notch Filters and High Pass Filter.

Note: when doing measurements above 1GHz, the EUT has been within the 3dB cone width of the horn antenna during horizontal antenna.



2.8.3. Test Result

The measurement frequency range is from 30MHz to the 10th harmonic of the fundamental frequency. The Turn Table is actuated to turn from 0° to 360°, and both horizontal and vertical polarizations of the Test Antenna are used to find the maximum radiated power. The lowest, middle and highest channels are tested to verify the out of band emissions. The power of the EUT transmitting frequency should be ignored.

Top Antenna

Band	Channel	Frequency (MHz)	Measured Max. Spurious Emission (dBm)		Limit (dBm)	Verdict
			Test Antenna Horizontal	Test Antenna Vertical		
GSM 850MHz	128	824.2	< -25	< -25	-13	PASS
	190	836.6	< -25	< -25		PASS
	251	848.8	< -25	< -25		PASS
GSM 1900MHz	512	1850.2	< -25	< -25	-13	PASS
	661	1880.0	< -25	< -25		PASS
	810	1909.8	< -25	< -25		PASS
EDGE 850MHz	128	824.2	< -25	< -25	-13	PASS
	190	836.6	< -25	< -25		PASS
	251	848.8	< -25	< -25		PASS
EDGE 1900MHz	512	1850.2	< -25	< -25	-13	PASS
	661	1880.0	< -25	< -25		PASS
	810	1909.8	< -25	< -25		PASS
WCDMA Band V	4132	826.4	< -25	< -25	-13	PASS
	4183	836.4	< -25	< -25		PASS
	4233	846.6	< -25	< -25		PASS
WCDMA Band II	9262	1852.4	< -25	< -25	-13	PASS
	9400	1880.0	< -25	< -25		PASS
	9538	1907.6	< -25	< -25		PASS

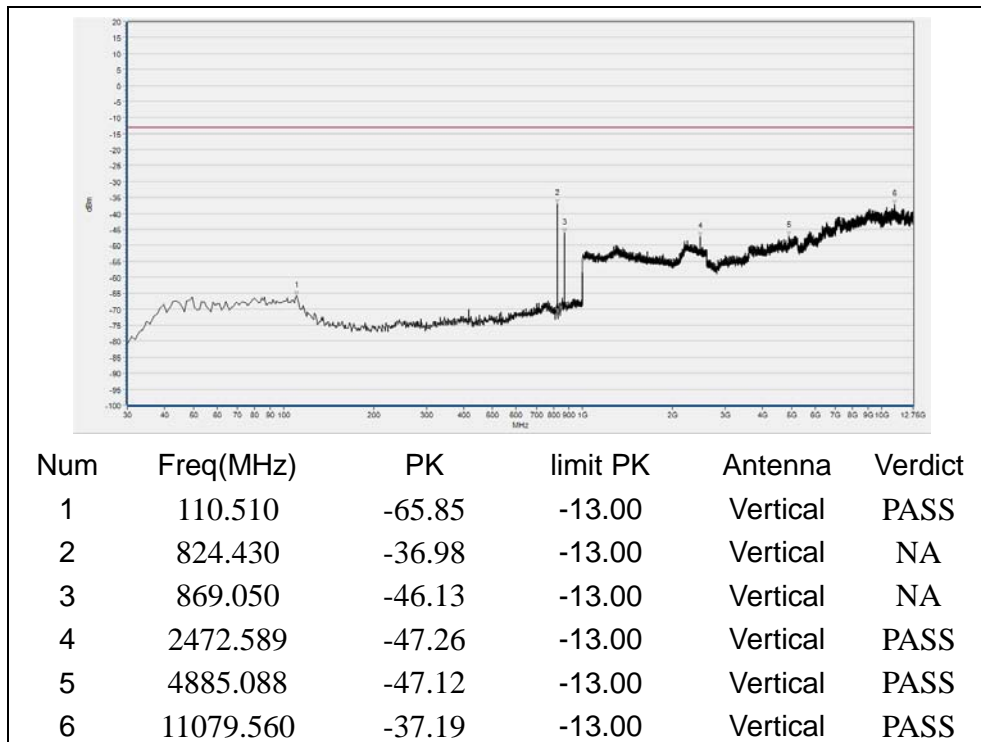
Note 1: All test mode and condition mentioned were considered and evaluated respectively by performing full test, only the worst data were recorded and reported.

Note 2: All Spurious Emission tests were performed in X, Y, Z axis direction. And only the worst axis test condition was recorded in this test report.

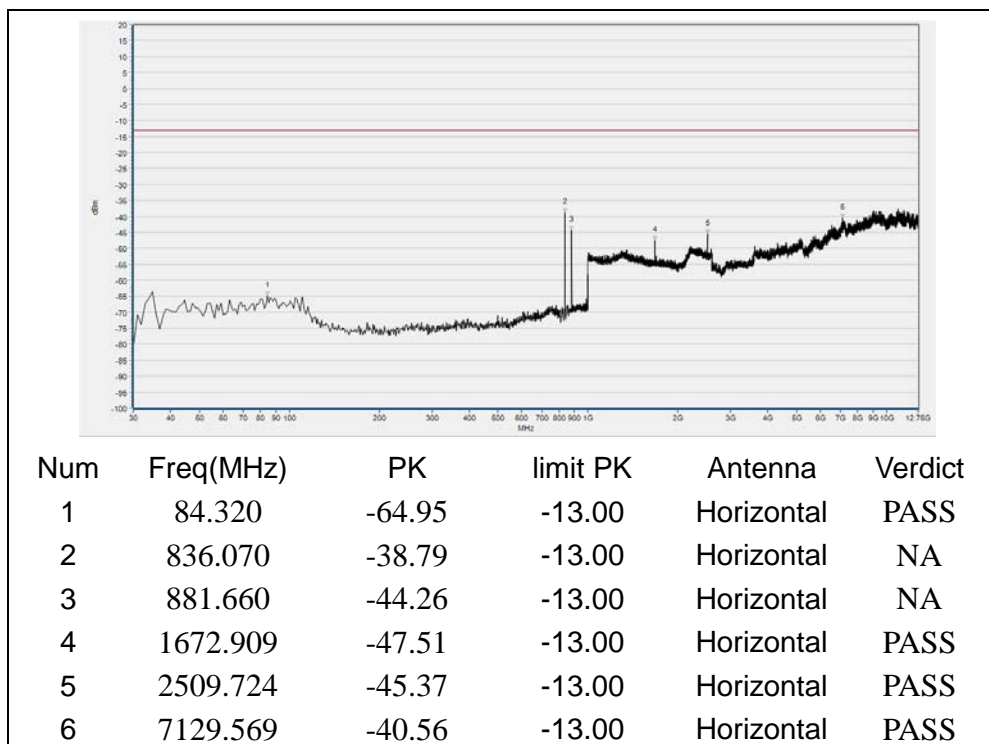
Top Antenna:



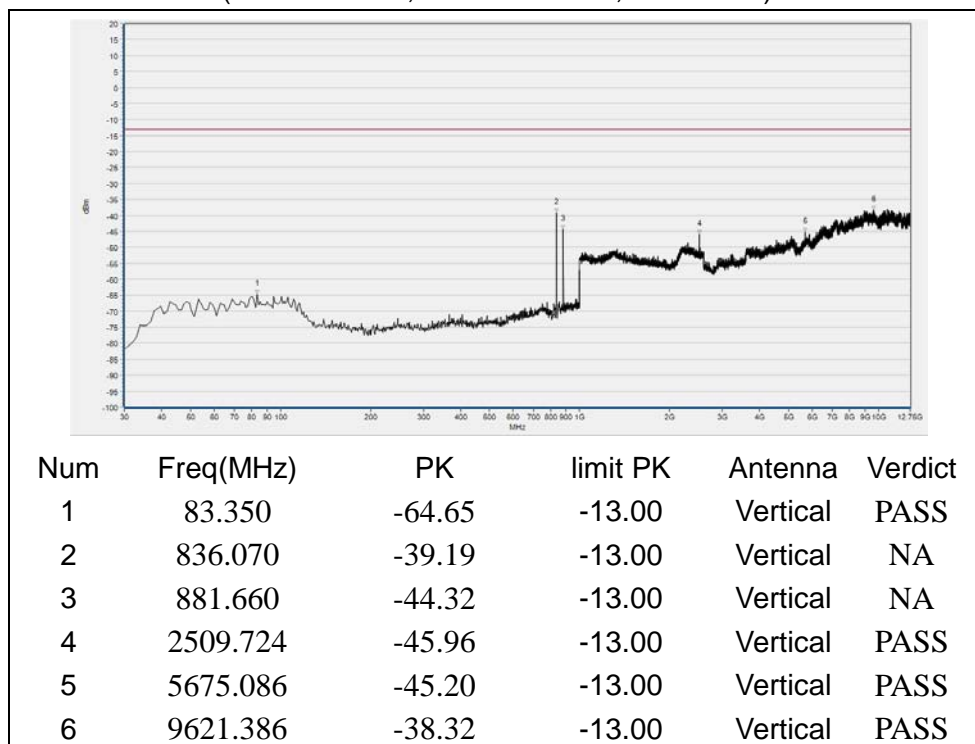
(GSM 850MHz, Channel = 128, Horizontal)



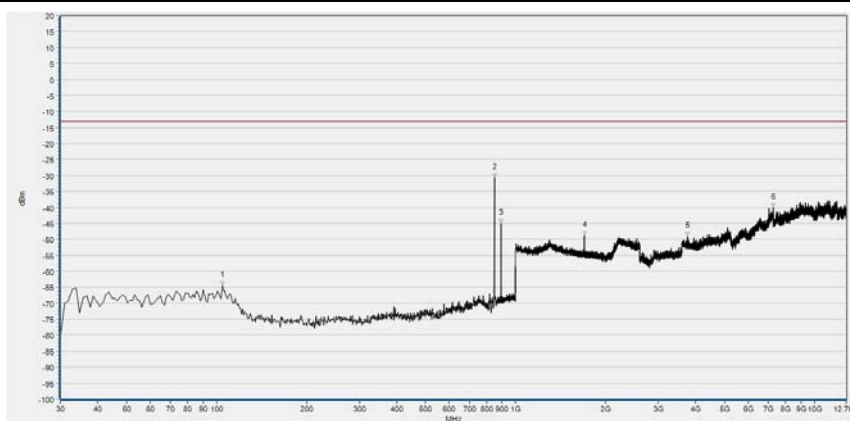
(GSM 850MHz, Channel = 128, Vertical)



(GSM850MHz, Channel = 190, Horizontal)

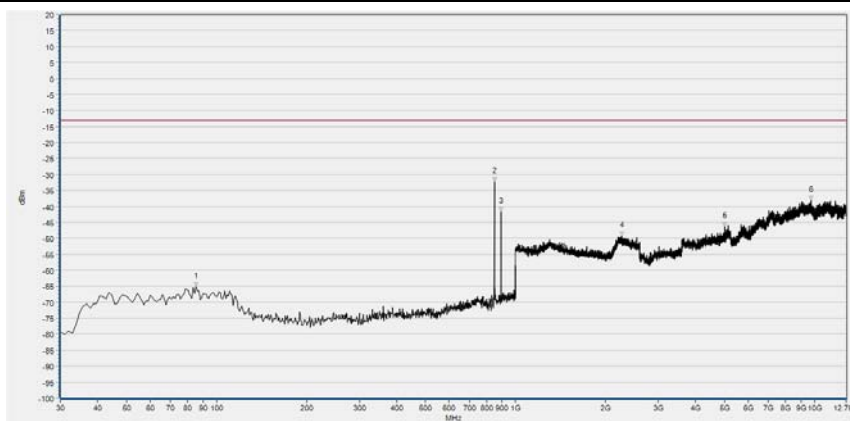


(GSM 850MHz, Channel = 190, Vertical)



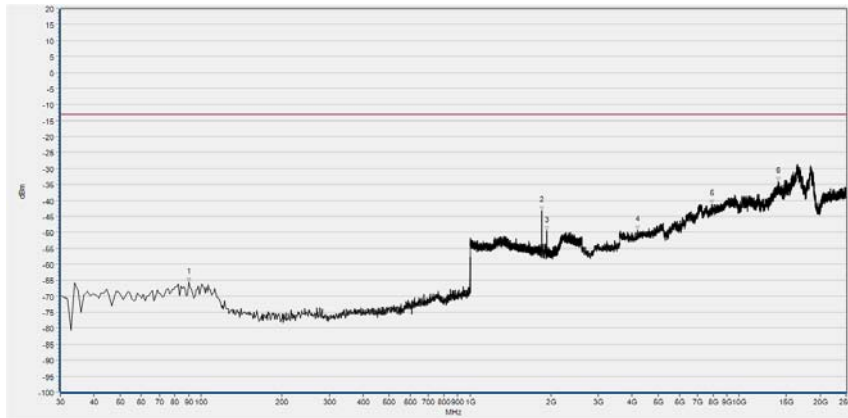
Num	Freq(MHz)	PK	limit PK	Antenna	Verdict
1	104.690	-64.53	-13.00	Horizontal	PASS
2	848.680	-30.62	-13.00	Horizontal	NA
3	893.300	-45.05	-13.00	Horizontal	NA
4	1697.879	-48.93	-13.00	Horizontal	PASS
5	3757.310	-48.95	-13.00	Horizontal	PASS
6	7266.157	-40.01	-13.00	Horizontal	PASS

(GSM 850MHz, Channel = 251, Horizontal)



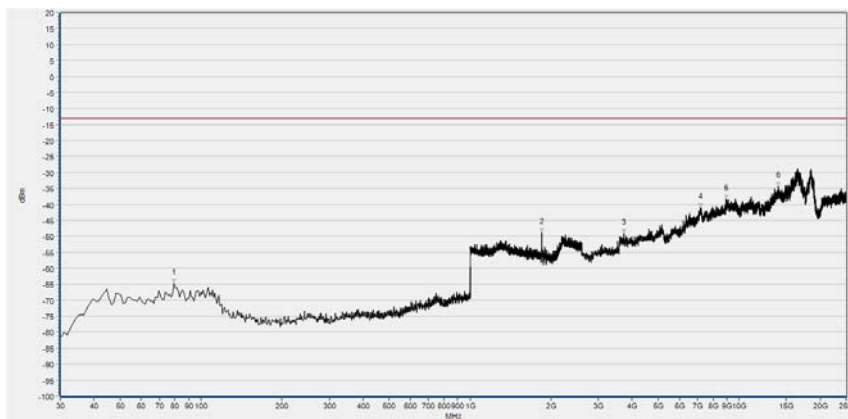
Num	Freq(MHz)	PK	limit PK	Antenna	Verdict
1	85.290	-65.22	-13.00	Vertical	PASS
2	848.680	-32.30	-13.00	Vertical	NA
3	893.300	-41.79	-13.00	Vertical	NA
4	2261.945	-49.21	-13.00	Vertical	PASS
5	5016.139	-46.46	-13.00	Vertical	PASS
6	9719.213	-38.18	-13.00	Vertical	PASS

(GSM 850MHz, Channel = 251, Vertical)



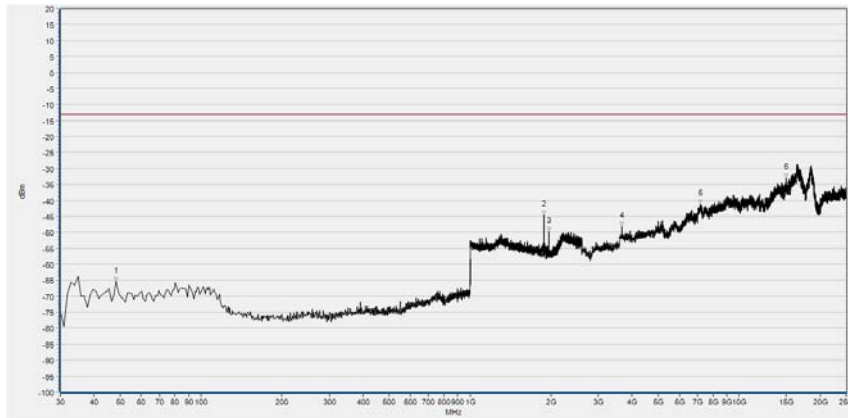
Num	Freq(MHz)	PK	limit PK	Antenna	Verdict
1	90.140	-65.50	-13.00	Horizontal	PASS
2	1850.260	-43.20	-13.00	Horizontal	NA
3	1929.652	-49.47	-13.00	Horizontal	NA
4	4200.873	-49.28	-13.00	Horizontal	PASS
5	7907.729	-41.34	-13.00	Horizontal	PASS
6	14001.637	-34.00	-13.00	Horizontal	PASS

(GSM 1900MHz, Channel = 512, Horizontal)



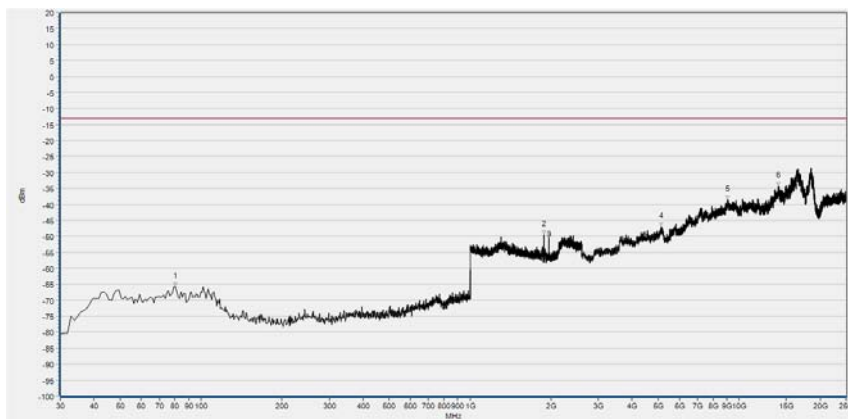
Num	Freq(MHz)	PK	limit PK	Antenna	Verdict
1	79.470	-64.63	-13.00	Vertical	PASS
2	1850.260	-48.80	-13.00	Vertical	NA
3	3732.424	-49.05	-13.00	Vertical	PASS
4	7174.504	-41.01	-13.00	Vertical	PASS
5	8938.316	-38.26	-13.00	Vertical	PASS
6	14005.710	-34.40	-13.00	Vertical	PASS

(GSM 1900MHz, Channel = 512, Vertical)



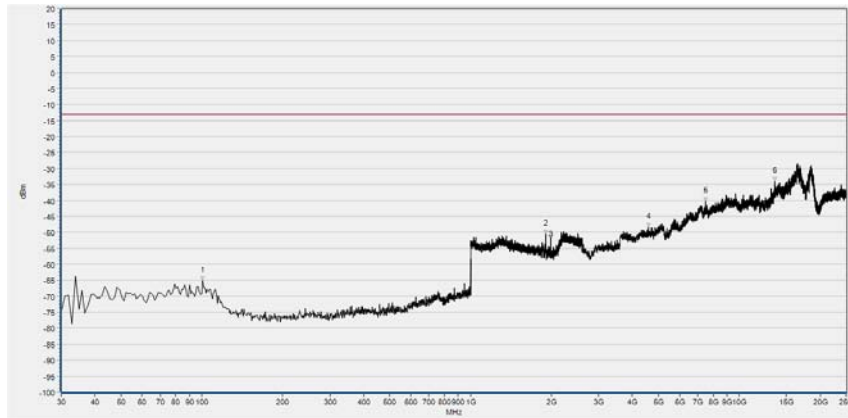
Num	Freq(MHz)	PK	limit PK	Antenna	Verdict
1	48.430	-65.42	-13.00	Horizontal	PASS
2	1879.712	-44.53	-13.00	Horizontal	NA
3	1959.744	-49.80	-13.00	Horizontal	NA
4	3675.396	-48.13	-13.00	Horizontal	PASS
5	7162.284	-41.19	-13.00	Horizontal	PASS
6	14999.636	-32.99	-13.00	Horizontal	PASS

(GSM 1900MHz, Channel = 661, Horizontal)



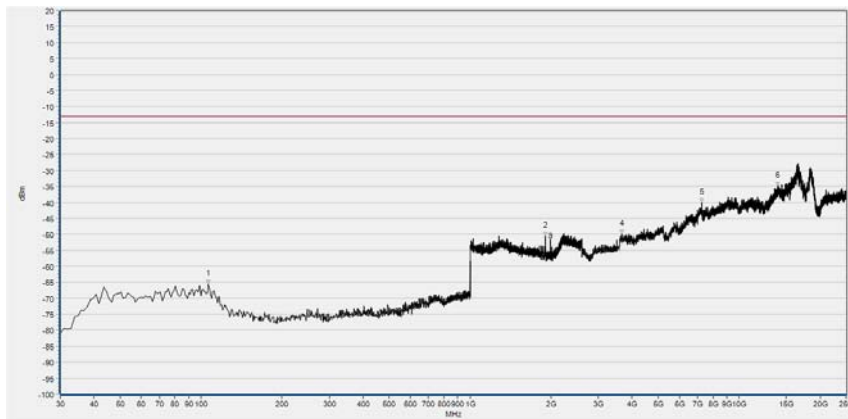
Num	Freq(MHz)	PK	limit PK	Antenna	Verdict
1	80.440	-65.90	-13.00	Vertical	PASS
2	1879.712	-49.56	-13.00	Vertical	NA
3	1959.744	-50.50	-13.00	Vertical	NA
4	5117.403	-46.99	-13.00	Vertical	PASS
5	9068.667	-38.51	-13.00	Vertical	PASS
6	14022.004	-34.19	-13.00	Vertical	PASS

(GSM 1900MHz, Channel = 661, Vertical)



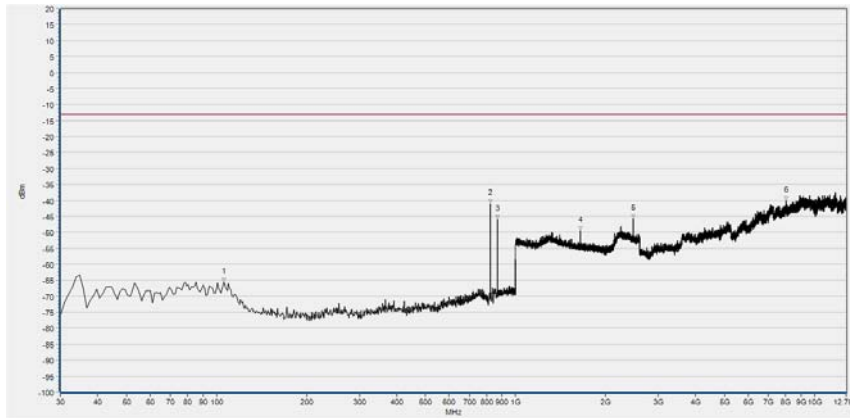
Num	Freq(MHz)	PK	limit PK	Antenna	Verdict
1	100.810	-65.24	-13.00	Horizontal	PASS
2	1909.804	-50.63	-13.00	Horizontal	NA
3	1989.196	-52.10	-13.00	Horizontal	NA
4	4595.999	-48.38	-13.00	Horizontal	PASS
5	7488.161	-40.43	-13.00	Horizontal	PASS
6	13573.923	-34.08	-13.00	Horizontal	PASS

(GSM 1900MHz, Channel = 810, Horizontal)



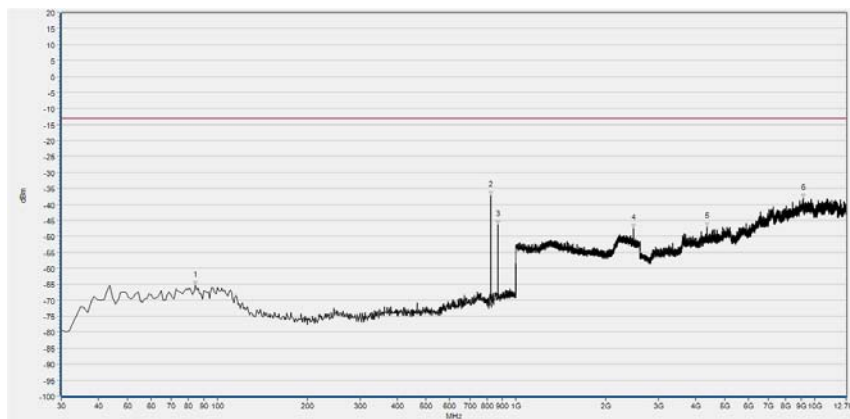
Num	Freq(MHz)	PK	limit PK	Antenna	Verdict
1	106.630	-65.54	-13.00	Vertical	PASS
2	1909.804	-50.65	-13.00	Vertical	NA
3	1989.836	-51.45	-13.00	Vertical	NA
4	3667.249	-50.00	-13.00	Vertical	PASS
5	7251.900	-40.12	-13.00	Vertical	PASS
6	13940.535	-35.02	-13.00	Vertical	PASS

(GSM 1900MHz, Channel = 810, Vertical)



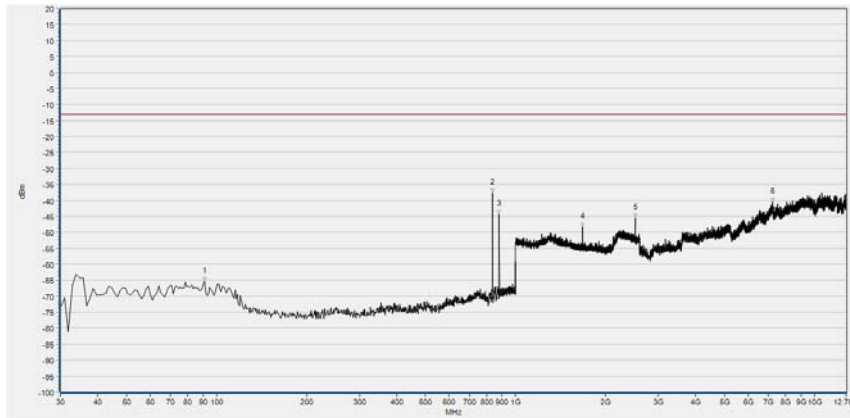
Num	Freq(MHz)	PK	limit PK	Antenna	Verdict
1	105.660	-65.54	-13.00	Horizontal	PASS
2	824.430	-41.11	-13.00	Horizontal	NA
3	869.050	-45.81	-13.00	Horizontal	NA
4	1647.939	-49.50	-13.00	Horizontal	PASS
5	2471.949	-45.68	-13.00	Horizontal	PASS
6	8046.927	-40.17	-13.00	Horizontal	PASS

(EDGE 850MHz, Channel = 128, Horizontal)



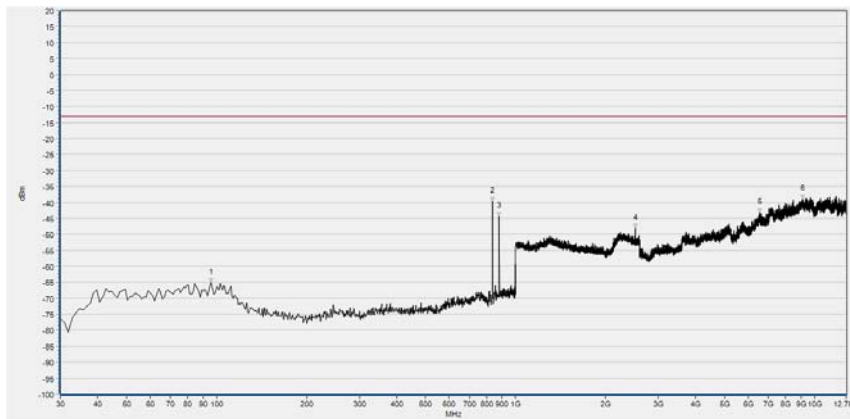
Num	Freq(MHz)	PK	limit PK	Antenna	Verdict
1	84.320	-65.40	-13.00	Vertical	PASS
2	824.430	-37.18	-13.00	Vertical	NA
3	869.050	-46.39	-13.00	Vertical	NA
4	2471.949	-47.42	-13.00	Vertical	PASS
5	4351.655	-47.02	-13.00	Vertical	PASS
6	9152.555	-38.09	-13.00	Vertical	PASS

(EDGE 850MHz, Channel = 128, Vertical)



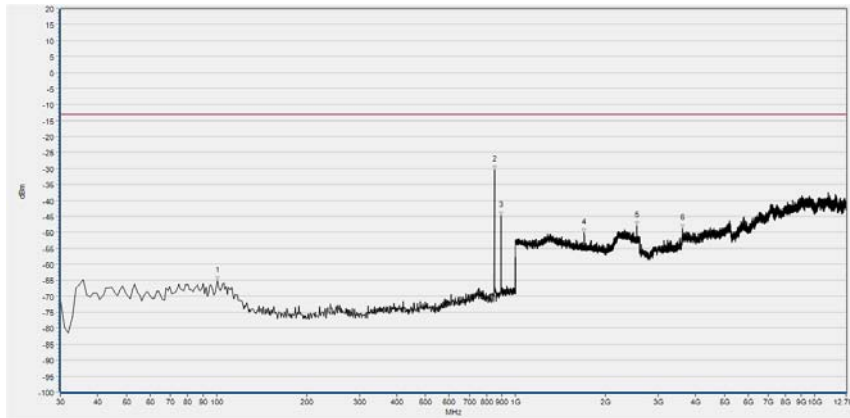
Num	Freq(MHz)	PK	limit PK	Antenna	Verdict
1	91.110	-65.37	-13.00	Horizontal	PASS
2	836.070	-37.71	-13.00	Horizontal	NA
3	881.660	-44.27	-13.00	Horizontal	NA
4	1672.909	-48.39	-13.00	Horizontal	PASS
5	2509.724	-45.55	-13.00	Horizontal	PASS
6	7244.008	-40.47	-13.00	Horizontal	PASS

(EDGE 850MHz, Channel = 190, Horizontal)



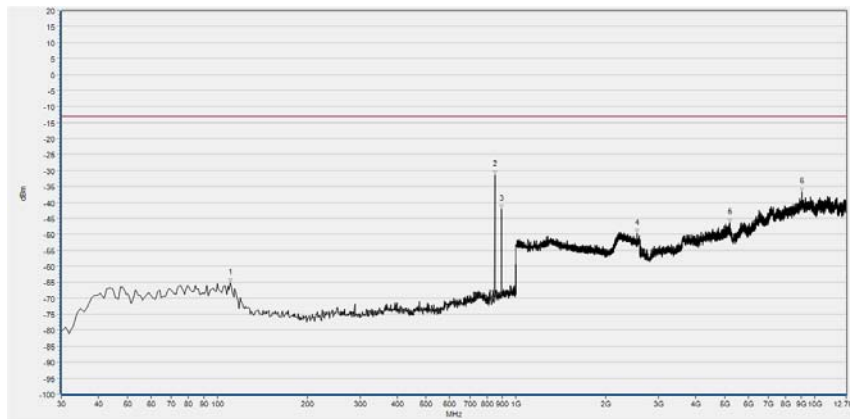
Num	Freq(MHz)	PK	limit PK	Antenna	Verdict
1	95.960	-65.20	-13.00	Vertical	PASS
2	836.070	-39.72	-13.00	Vertical	NA
3	881.660	-44.42	-13.00	Vertical	NA
4	2509.724	-48.25	-13.00	Vertical	PASS
5	6564.757	-43.17	-13.00	Vertical	PASS
6	9100.873	-38.91	-13.00	Vertical	PASS

(EDGE 850MHz, Channel = 190, Vertical)



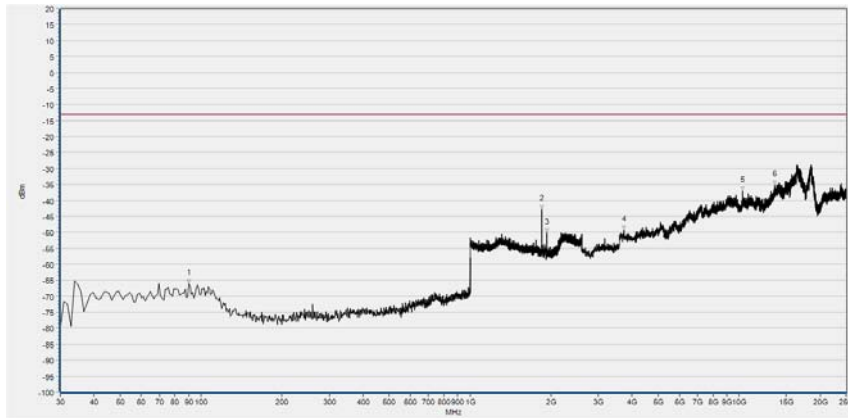
Num	Freq(MHz)	PK	limit PK	Antenna	Verdict
1	100.810	-65.15	-13.00	Horizontal	PASS
2	848.680	-30.50	-13.00	Horizontal	NA
3	893.300	-44.86	-13.00	Horizontal	NA
4	1697.239	-50.10	-13.00	Horizontal	PASS
5	2546.218	-47.88	-13.00	Horizontal	PASS
6	3611.493	-48.93	-13.00	Horizontal	PASS

(EDGE 850MHz, Channel = 251, Horizontal)



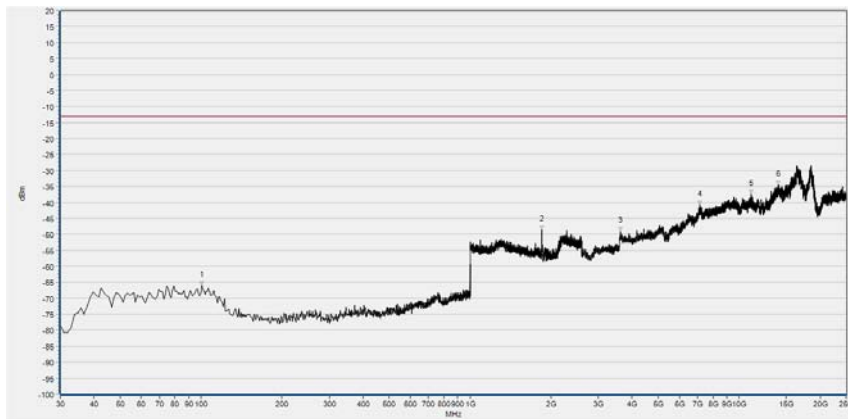
Num	Freq(MHz)	PK	limit PK	Antenna	Verdict
1	110.510	-65.18	-13.00	Vertical	PASS
2	848.680	-31.48	-13.00	Vertical	NA
3	894.270	-42.13	-13.00	Vertical	NA
4	2546.218	-49.79	-13.00	Vertical	PASS
5	5202.564	-46.48	-13.00	Vertical	PASS
6	9043.653	-36.65	-13.00	Vertical	PASS

(EDGE 850MHz, Channel = 251, Vertical)



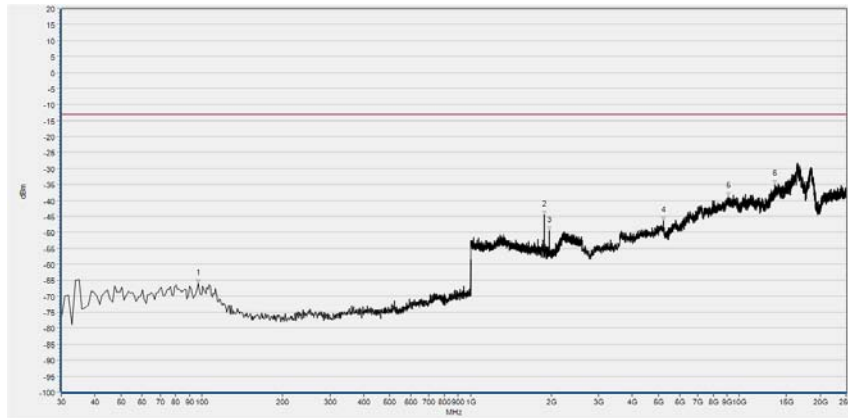
Num	Freq(MHz)	PK	limit PK	Antenna	Verdict
1	90.140	-66.06	-13.00	Horizontal	PASS
2	1850.260	-42.80	-13.00	Horizontal	NA
3	1930.292	-50.15	-13.00	Horizontal	NA
4	3732.424	-49.28	-13.00	Horizontal	PASS
5	10294.781	-36.98	-13.00	Horizontal	PASS
6	13586.143	-35.28	-13.00	Horizontal	PASS

(EDGE 1900MHz, Channel = 512, Horizontal)



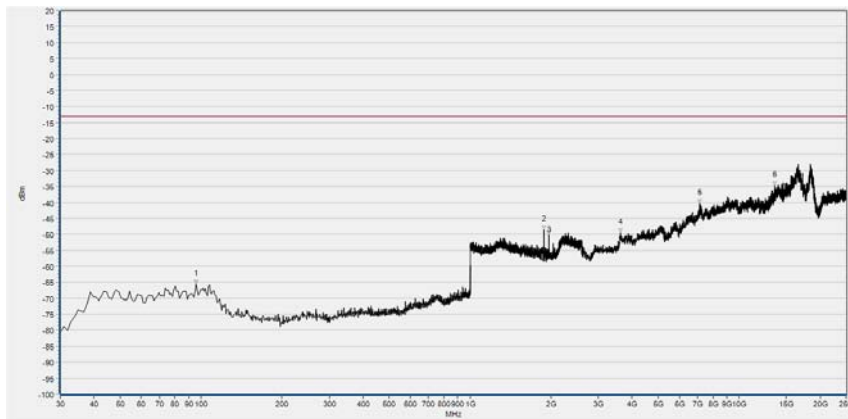
Num	Freq(MHz)	PK	limit PK	Antenna	Verdict
1	100.810	-66.09	-13.00	Vertical	PASS
2	1849.620	-48.68	-13.00	Vertical	NA
3	3630.587	-49.08	-13.00	Vertical	PASS
4	7158.211	-40.77	-13.00	Vertical	PASS
5	11117.621	-37.53	-13.00	Vertical	PASS
6	14005.710	-34.57	-13.00	Vertical	PASS

(EDGE 1900MHz, Channel = 512, Vertical)



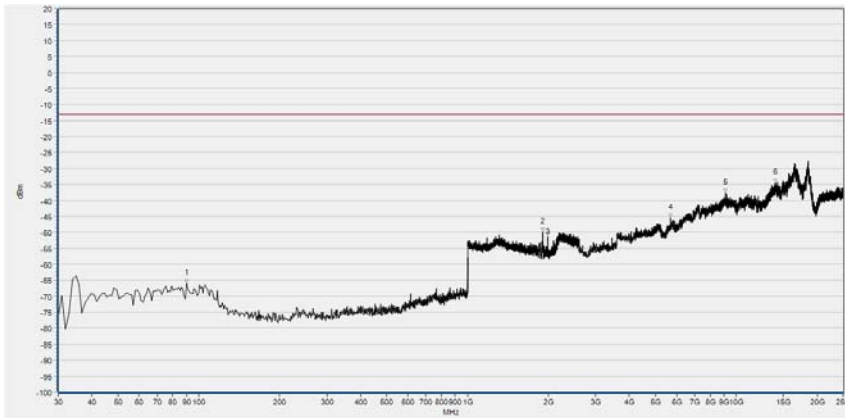
Num	Freq(MHz)	PK	limit PK	Antenna	Verdict
1	96.930	-66.14	-13.00	Horizontal	PASS
2	1879.712	-44.47	-13.00	Horizontal	NA
3	1959.744	-49.58	-13.00	Horizontal	NA
4	5215.166	-46.42	-13.00	Horizontal	PASS
5	9105.328	-38.83	-13.00	Horizontal	PASS
6	13582.069	-34.95	-13.00	Horizontal	PASS

(EDGE 1900MHz, Channel = 661, Horizontal)



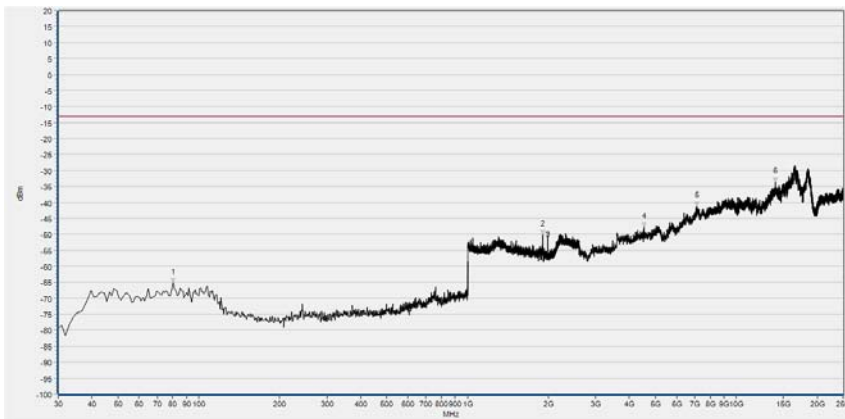
Num	Freq(MHz)	PK	limit PK	Antenna	Verdict
1	95.960	-65.58	-13.00	Vertical	PASS
2	1879.712	-48.71	-13.00	Vertical	NA
3	1959.744	-50.19	-13.00	Vertical	NA
4	3630.587	-49.46	-13.00	Vertical	PASS
5	7154.137	-40.42	-13.00	Vertical	PASS
6	13569.849	-34.81	-13.00	Vertical	PASS

(EDGE 1900MHz, Channel = 661, Vertical)



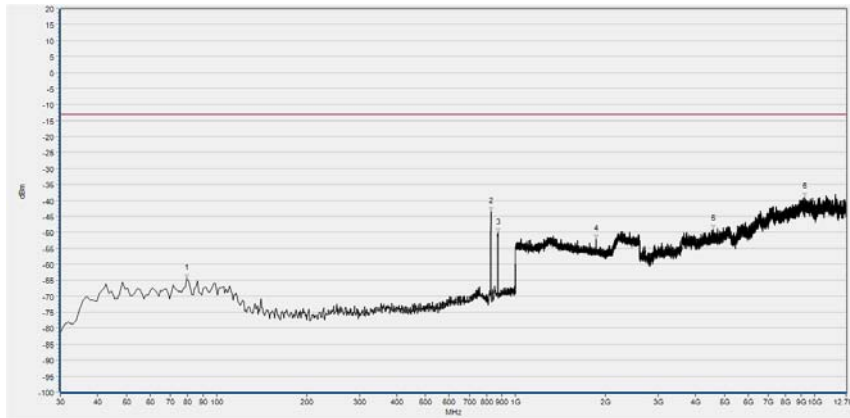
Num	Freq(MHz)	PK	limit PK	Antenna	Verdict
1	90.140	-65.95	-13.00	Horizontal	PASS
2	1909.804	-49.85	-13.00	Horizontal	NA
3	1989.836	-51.31	-13.00	Horizontal	NA
4	5703.983	-45.52	-13.00	Horizontal	PASS
5	9141.989	-37.62	-13.00	Horizontal	PASS
6	13964.975	-34.59	-13.00	Horizontal	PASS

(EDGE 1900MHz, Channel = 810, Horizontal)



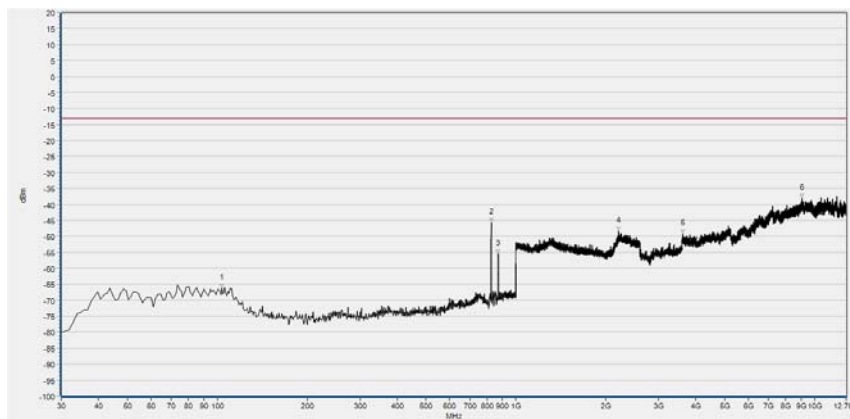
Num	Freq(MHz)	PK	limit PK	Antenna	Verdict
1	80.440	-65.09	-13.00	Vertical	PASS
2	1909.804	-50.11	-13.00	Vertical	NA
3	1989.836	-50.44	-13.00	Vertical	NA
4	4543.044	-47.66	-13.00	Vertical	PASS
5	7158.211	-41.22	-13.00	Vertical	PASS
6	13997.563	-33.70	-13.00	Vertical	PASS

(EDGE 1900MHz, Channel = 810, Vertical)



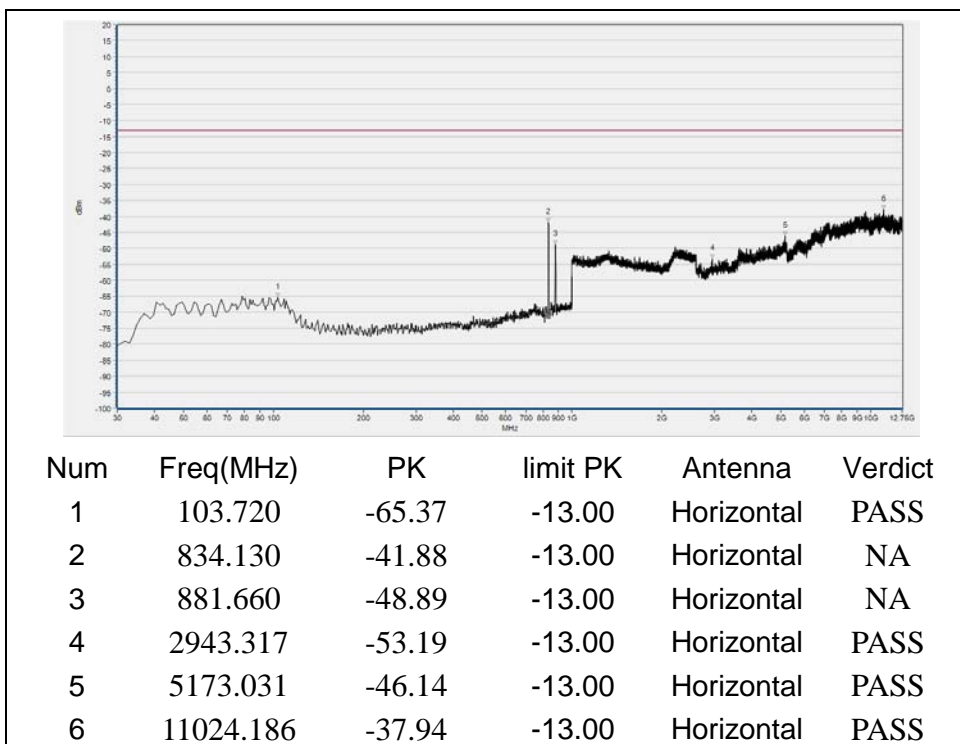
Num	Freq(MHz)	PK	limit PK	Antenna	Verdict
1	79.470	-64.48	-13.00	Horizontal	PASS
2	827.340	-43.49	-13.00	Horizontal	NA
3	872.930	-50.06	-13.00	Horizontal	NA
4	1857.943	-52.19	-13.00	Horizontal	PASS
5	4587.916	-48.97	-13.00	Horizontal	PASS
6	9265.148	-38.94	-13.00	Horizontal	PASS

(WCDMA Band V, Channel = 4132, Horizontal)

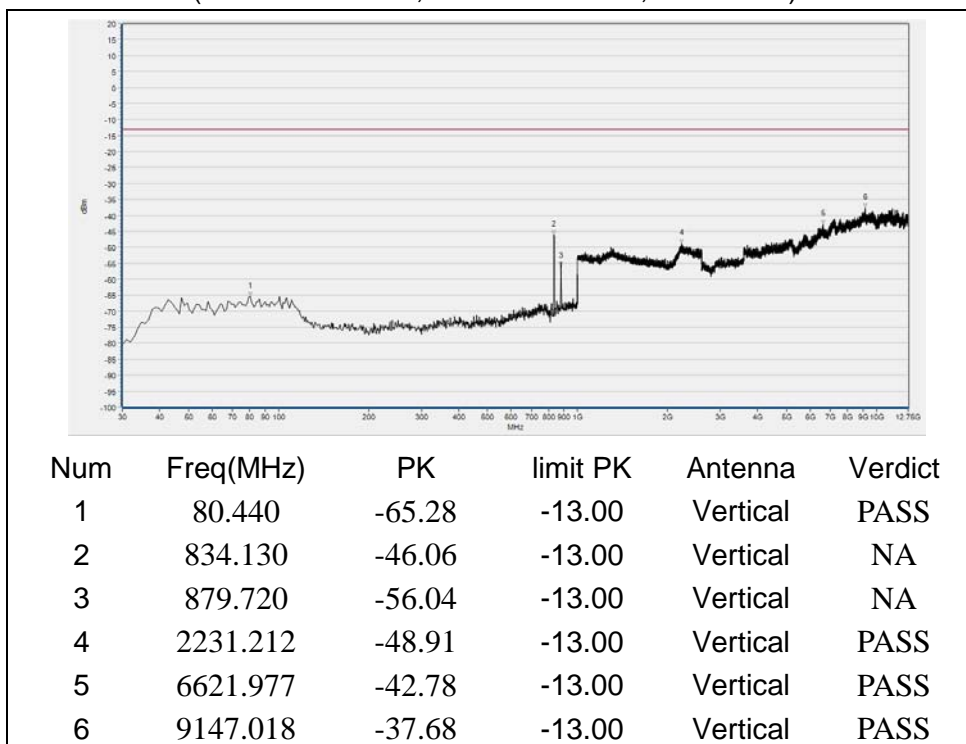


Num	Freq(MHz)	PK	limit PK	Antenna	Verdict
1	103.720	-66.27	-13.00	Vertical	PASS
2	827.340	-45.80	-13.00	Vertical	NA
3	871.960	-55.64	-13.00	Vertical	NA
4	2206.242	-48.42	-13.00	Vertical	PASS
5	3607.801	-49.31	-13.00	Vertical	PASS
6	9080.569	-38.19	-13.00	Vertical	PASS

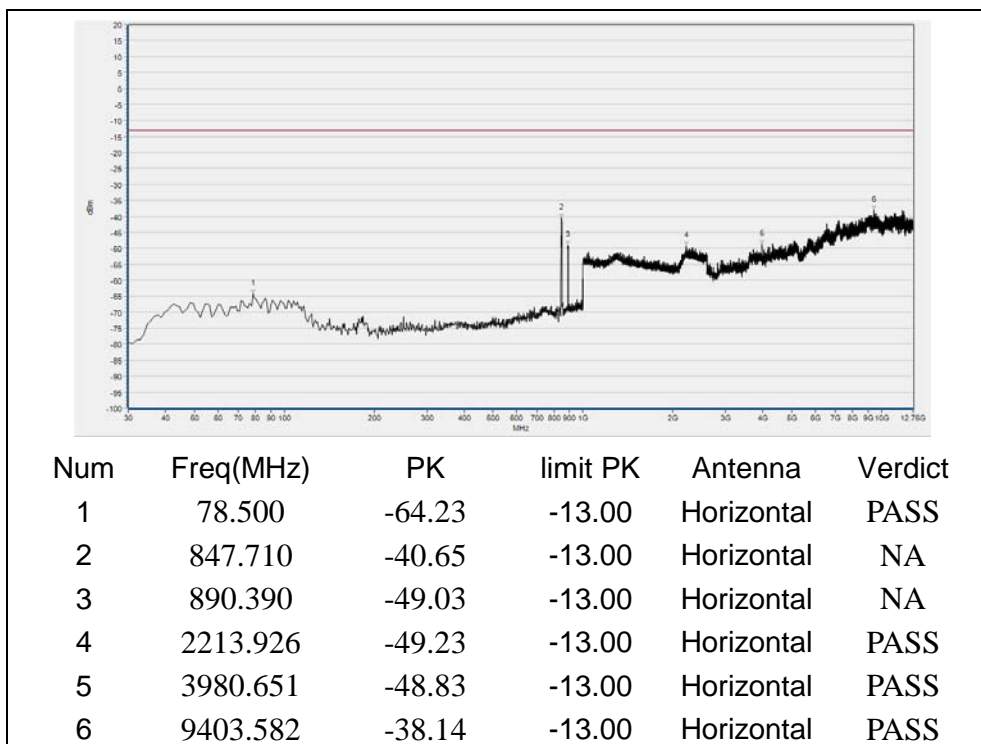
(WCDMA Band V, Channel = 4132, Vertical)



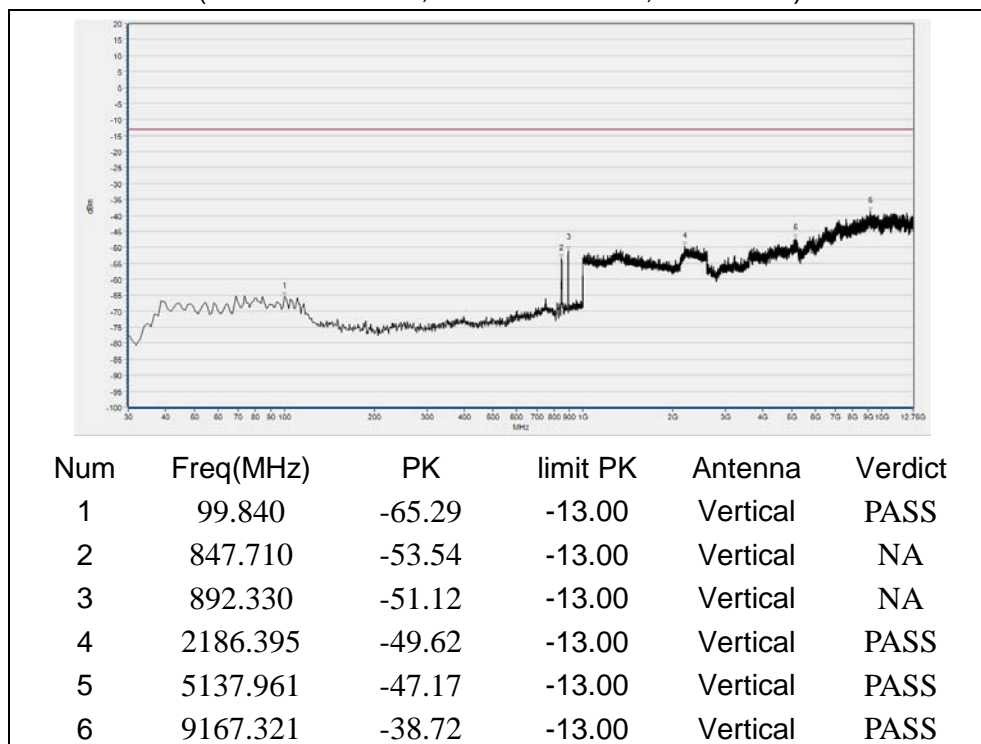
(WCDMA Band V, Channel = 4183, Horizontal)



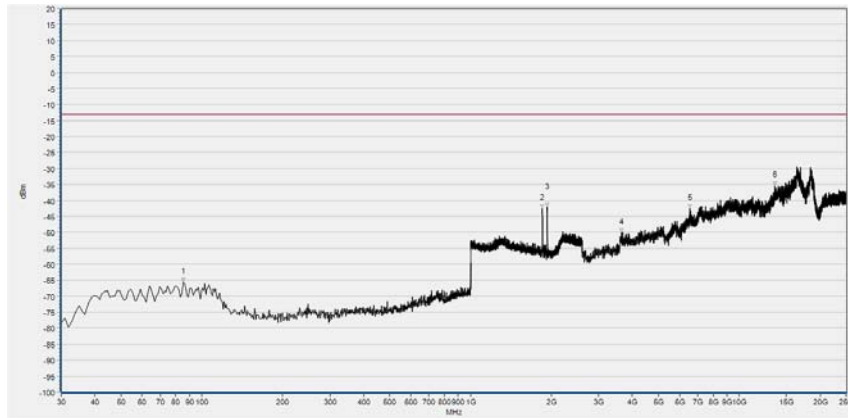
(WCDMA Band V, Channel = 4183, Vertical)



(WCDMA Band V, Channel = 4233, Horizontal)



(WCDMA Band V, Channel = 4233, Vertical)



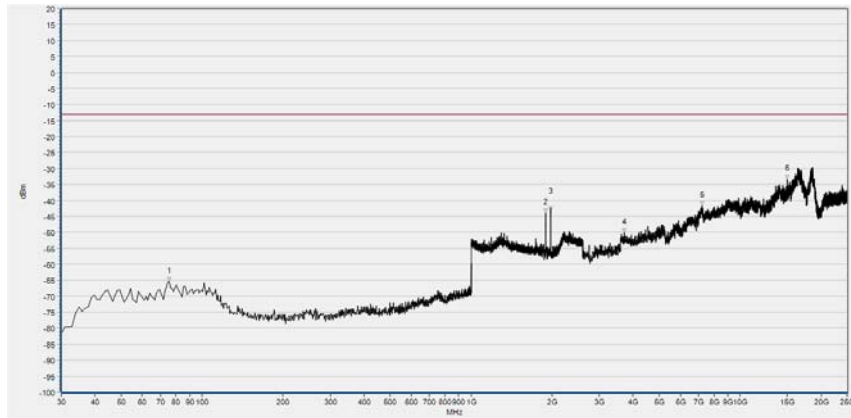
Num	Freq(MHz)	PK	limit PK	Antenna	Verdict
1	85.290	-65.48	-13.00	Horizontal	PASS
2	1851.541	-42.46	-13.00	Horizontal	NA
3	1932.213	-42.21	-13.00	Horizontal	NA
4	3650.955	-50.10	-13.00	Horizontal	PASS
5	6539.043	-42.65	-13.00	Horizontal	PASS
6	13590.216	-35.51	-13.00	Horizontal	PASS

(WCDMA Band II, Channel = 9262, Horizontal)



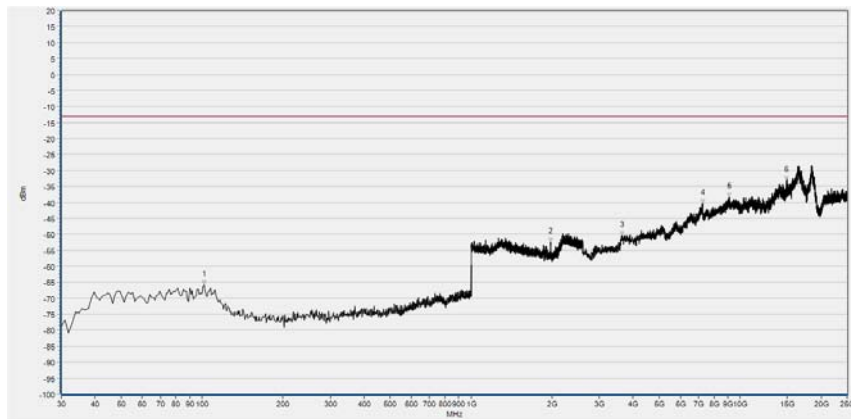
Num	Freq(MHz)	PK	limit PK	Antenna	Verdict
1	105.660	-66.12	-13.00	Vertical	PASS
2	1373.269	-50.95	-13.00	Vertical	PASS
3	2339.416	-50.12	-13.00	Vertical	PASS
4	4266.048	-47.67	-13.00	Vertical	PASS
5	7235.606	-39.88	-13.00	Vertical	PASS
6	14005.710	-34.85	-13.00	Vertical	PASS

(WCDMA Band II, Channel = 9262, Vertical)



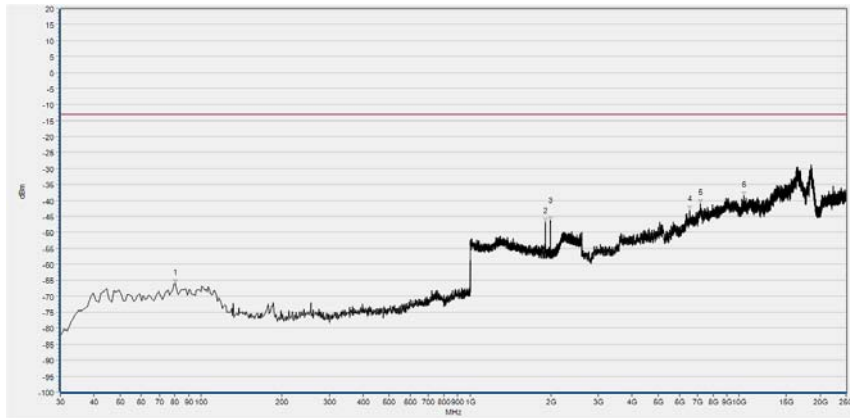
Num	Freq(MHz)	PK	limit PK	Antenna	Verdict
1	75.590	-65.44	-13.00	Horizontal	PASS
2	1896.999	-44.02	-13.00	Horizontal	NA
3	1974.470	-43.18	-13.00	Horizontal	NA
4	3716.130	-50.26	-13.00	Horizontal	PASS
5	7211.166	-41.63	-13.00	Horizontal	PASS
6	15003.710	-33.47	-13.00	Horizontal	PASS

(WCDMA Band II, Channel = 9400, Horizontal)



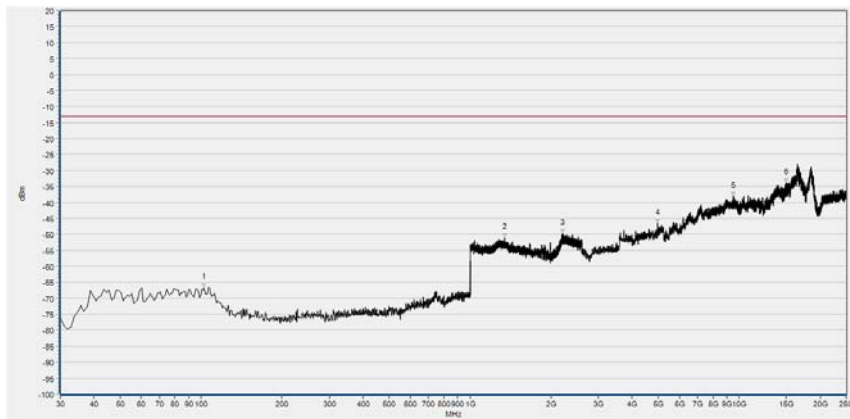
Num	Freq(MHz)	PK	limit PK	Antenna	Verdict
1	101.780	-65.90	-13.00	Vertical	PASS
2	1974.470	-52.41	-13.00	Vertical	NA
3	3634.661	-50.40	-13.00	Vertical	PASS
4	7251.900	-40.26	-13.00	Vertical	PASS
5	9129.769	-38.32	-13.00	Vertical	PASS
6	14852.991	-33.10	-13.00	Vertical	PASS

(WCDMA Band II, Channel = 9400, Vertical)



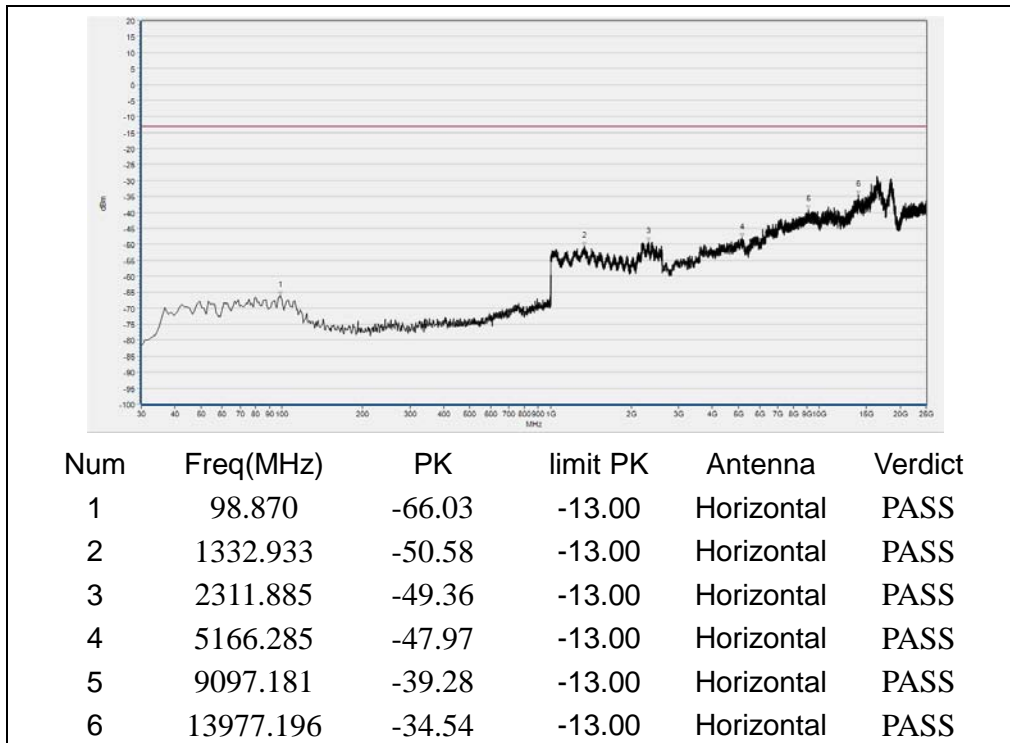
Num	Freq(MHz)	PK	limit PK	Antenna	Verdict
1	80.440	-66.11	-13.00	Horizontal	PASS
2	1907.883	-46.86	-13.00	Horizontal	NA
3	1985.994	-46.30	-13.00	Horizontal	NA
4	6551.264	-42.91	-13.00	Horizontal	PASS
5	7170.431	-41.02	-13.00	Horizontal	PASS
6	10421.058	-38.46	-13.00	Horizontal	PASS

(WCDMA Band II, Channel = 9538, Horizontal)

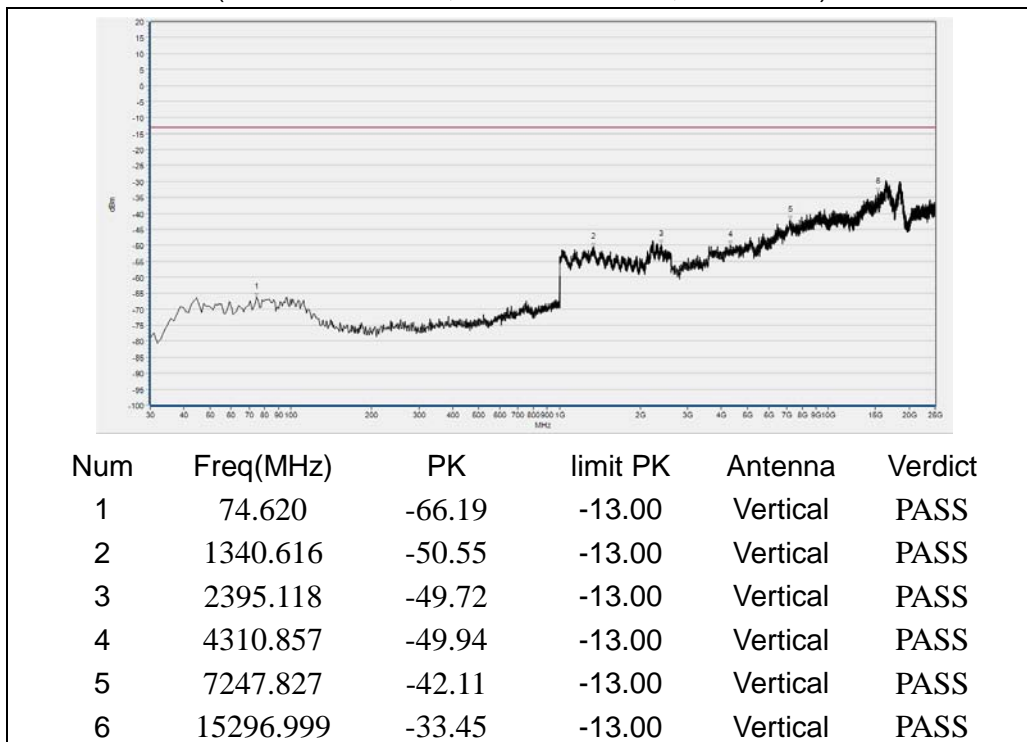


Num	Freq(MHz)	PK	limit PK	Antenna	Verdict
1	102.750	-66.81	-13.00	Vertical	PASS
2	1347.659	-51.07	-13.00	Vertical	PASS
3	2209.444	-49.81	-13.00	Vertical	PASS
4	4978.905	-46.49	-13.00	Vertical	PASS
5	9500.455	-38.17	-13.00	Vertical	PASS
6	14999.636	-33.88	-13.00	Vertical	PASS

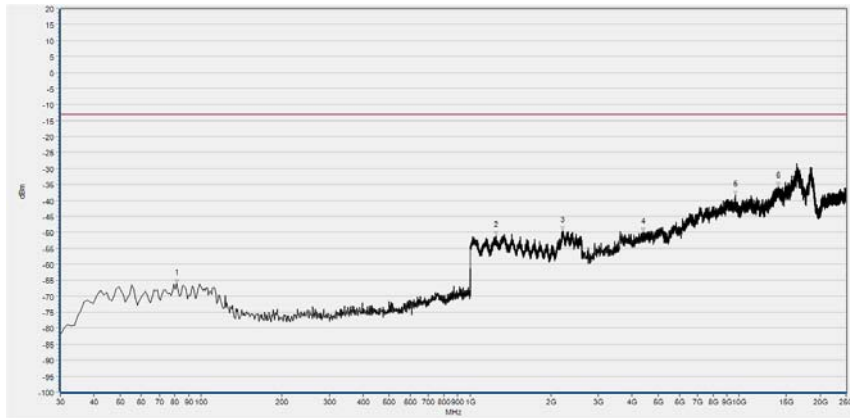
(WCDMA Band II, Channel = 9538, Vertical)



(WCDMA Band IV, Channel = 1312, Horizontal)

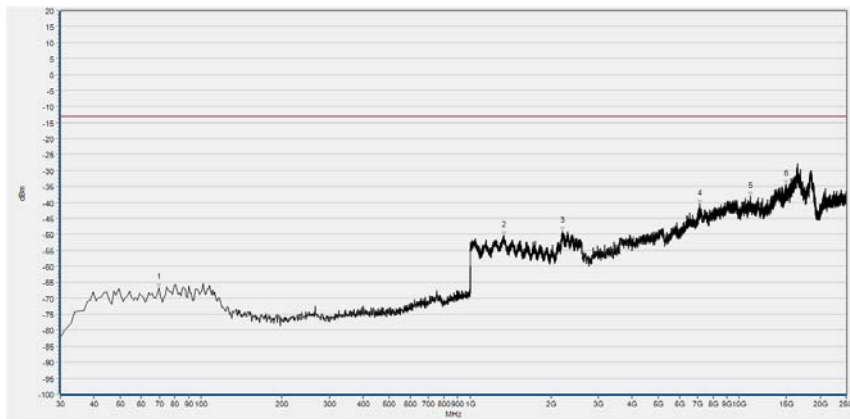


(WCDMA Band IV, Channel = 1312, Vertical)



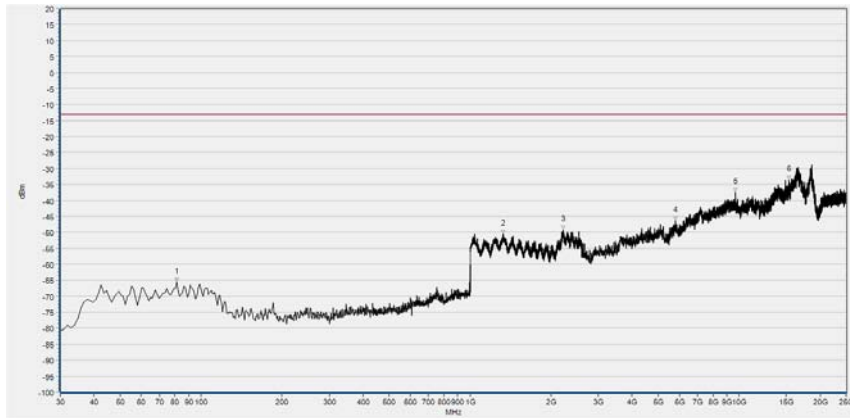
Num	Freq(MHz)	PK	limit PK	Antenna	Verdict
1	81.410	-66.03	-13.00	Horizontal	PASS
2	1247.779	-51.15	-13.00	Horizontal	PASS
3	2213.285	-49.57	-13.00	Horizontal	PASS
4	4412.693	-50.00	-13.00	Horizontal	PASS
5	9712.275	-38.30	-13.00	Horizontal	PASS
6	13993.490	-35.60	-13.00	Horizontal	PASS

(WCDMA Band IV, Channel = 1413, Horizontal)



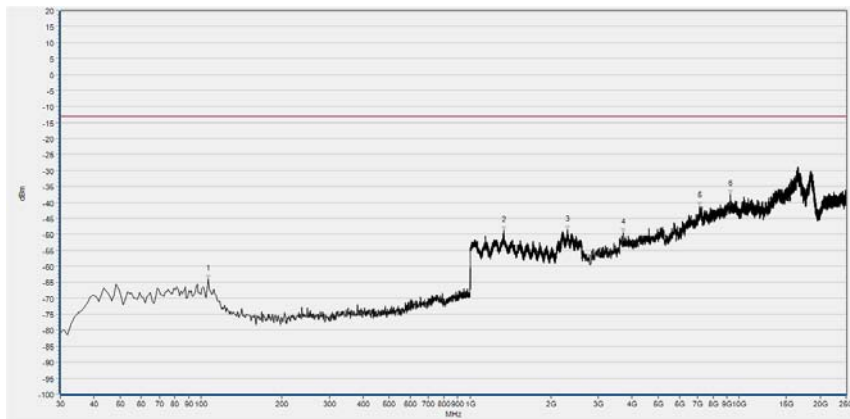
Num	Freq(MHz)	PK	limit PK	Antenna	Verdict
1	69.770	-66.78	-13.00	Vertical	PASS
2	1335.494	-50.31	-13.00	Vertical	PASS
3	2201.120	-49.00	-13.00	Vertical	PASS
4	7158.211	-40.59	-13.00	Vertical	PASS
5	11048.372	-38.05	-13.00	Vertical	PASS
6	15003.710	-34.35	-13.00	Vertical	PASS

(WCDMA Band IV, Channel = 1413, Vertical)



Num	Freq(MHz)	PK	limit PK	Antenna	Verdict
1	81.410	-65.49	-13.00	Horizontal	PASS
2	1324.610	-50.67	-13.00	Horizontal	PASS
3	2217.767	-49.34	-13.00	Horizontal	PASS
4	5813.966	-46.39	-13.00	Horizontal	PASS
5	9716.348	-37.42	-13.00	Horizontal	PASS
6	15313.293	-33.65	-13.00	Horizontal	PASS

(WCDMA Band IV, Channel = 1513, Horizontal)



Num	Freq(MHz)	PK	limit PK	Antenna	Verdict
1	106.630	-64.06	-13.00	Vertical	PASS
2	1332.933	-48.83	-13.00	Vertical	PASS
3	2302.281	-48.71	-13.00	Vertical	PASS
4	3712.057	-49.49	-13.00	Vertical	PASS
5	7117.476	-41.23	-13.00	Vertical	PASS
6	9304.928	-37.53	-13.00	Vertical	PASS

(WCDMA Band IV, Channel = 1513, Vertical)

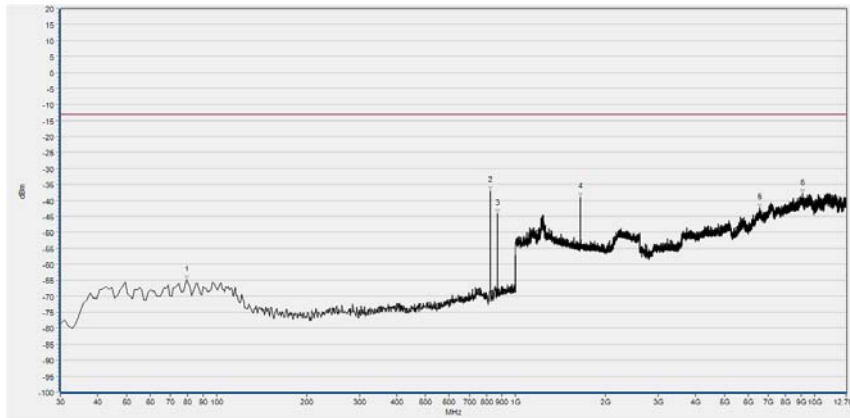


Bottom Antenna

Band	Channel	Frequency (MHz)	Measured Max. Spurious Emission (dBm)		Limit (dBm)	Verdict
			Test Antenna Horizontal	Test Antenna Vertical		
GSM 850MHz	128	824.2	< -25	< -25	-13	PASS
	190	836.6	< -25	< -25		PASS
	251	848.8	< -25	< -25		PASS
GSM 1900MHz	512	1850.2	< -25	< -25	-13	PASS
	661	1880.0	< -25	< -25		PASS
	810	1909.8	< -25	< -25		PASS
EDGE 850MHz	128	824.2	< -25	< -25	-13	PASS
	190	836.6	< -25	< -25		PASS
	251	848.8	< -25	< -25		PASS
EDGE 1900MHz	512	1850.2	< -25	< -25	-13	PASS
	661	1880.0	< -25	< -25		PASS
	810	1909.8	< -25	< -25		PASS
WCDMA Band V	4132	826.4	< -25	< -25	-13	PASS
	4182	836.4	< -25	< -25		PASS
	4233	846.6	< -25	< -25		PASS
WCDMA Band II	9262	1852.4	< -25	< -25	-13	PASS
	9400	1880.0	< -25	< -25		PASS
	9538	1907.6	< -25	< -25		PASS

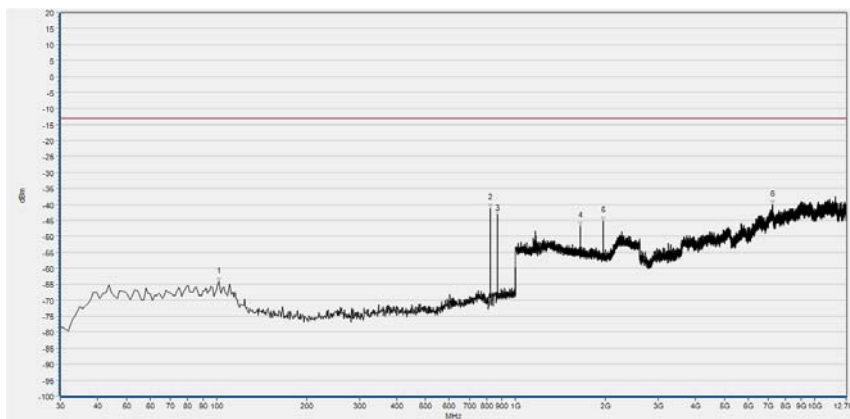
Note 1: All test mode and condition mentioned were considered and evaluated respectively by performing full test, only the worst data were recorded and reported.

Note 2: All Spurious Emission tests were performed in X, Y, Z axis direction. And only the worst axis test condition was recorded in this test report.



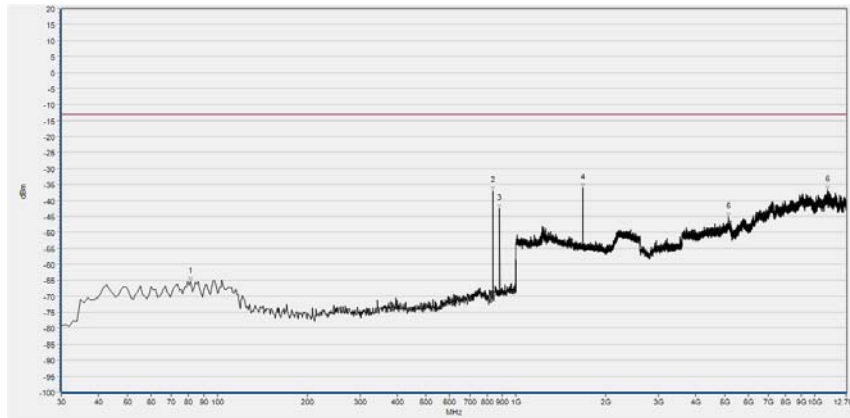
Num	Freq(MHz)	PK	limit PK	Antenna	Verdict
1	79.470	-65.01	-13.00	Horizontal	PASS
2	824.430	-36.99	-13.00	Horizontal	NA
3	869.050	-44.07	-13.00	Horizontal	NA
4	1647.939	-39.00	-13.00	Horizontal	PASS
5	6557.374	-42.36	-13.00	Horizontal	PASS
6	9124.868	-37.98	-13.00	Horizontal	PASS

(GSM 850MHz, Channel = 128, Horizontal)



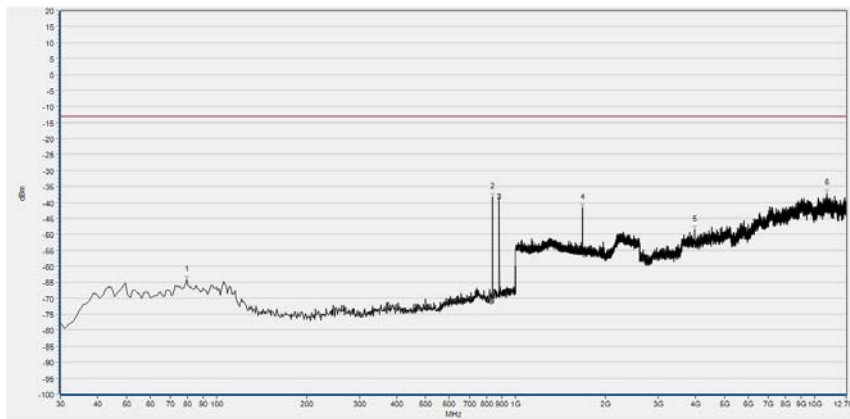
Num	Freq(MHz)	PK	limit PK	Antenna	Verdict
1	101.780	-64.16	-13.00	Vertical	PASS
2	824.430	-41.24	-13.00	Vertical	NA
3	869.050	-43.05	-13.00	Vertical	NA
4	1647.939	-46.75	-13.00	Vertical	PASS
5	1959.744	-45.17	-13.00	Vertical	PASS
6	7229.242	-40.16	-13.00	Vertical	PASS

(GSM 850MHz, Channel = 128, Vertical)



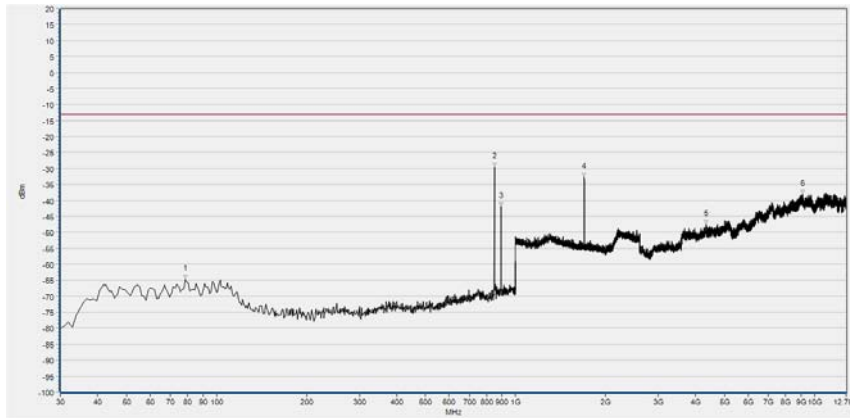
Num	Freq(MHz)	PK	limit PK	Antenna	Verdict
1	81.410	-65.34	-13.00	Horizontal	PASS
2	836.070	-37.02	-13.00	Horizontal	NA
3	881.660	-42.57	-13.00	Horizontal	NA
4	1672.909	-36.00	-13.00	Horizontal	PASS
5	5156.419	-45.25	-13.00	Horizontal	PASS
6	11050.027	-36.65	-13.00	Horizontal	PASS

(GSM850MHz, Channel = 190, Horizontal)



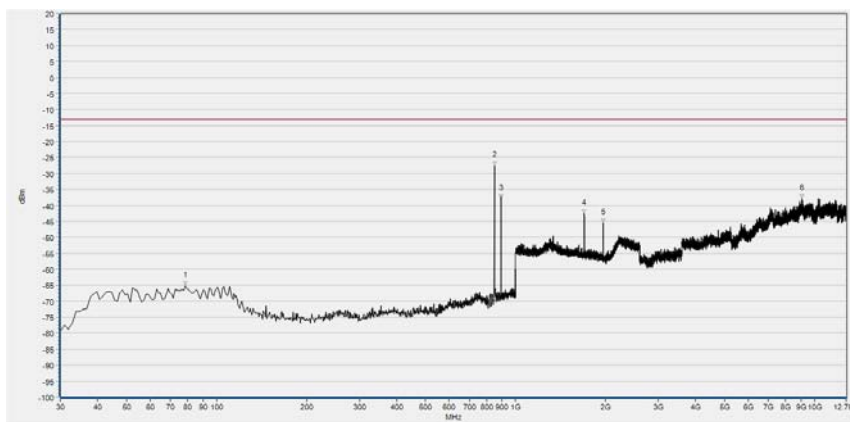
Num	Freq(MHz)	PK	limit PK	Antenna	Verdict
1	79.470	-64.30	-13.00	Vertical	PASS
2	836.070	-38.22	-13.00	Vertical	NA
3	881.660	-38.56	-13.00	Vertical	NA
4	1672.909	-41.71	-13.00	Vertical	PASS
5	3973.268	-48.52	-13.00	Vertical	PASS
6	11002.037	-37.10	-13.00	Vertical	PASS

(GSM 850MHz, Channel = 190, Vertical)



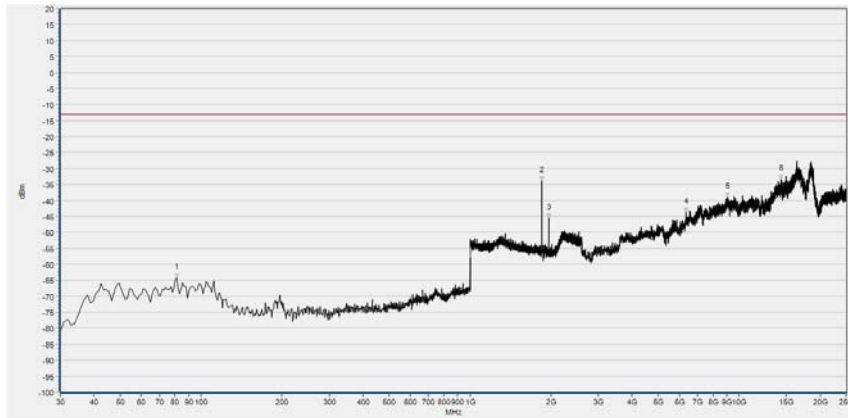
Num	Freq(MHz)	PK	limit PK	Antenna	Verdict
1	78.500	-64.72	-13.00	Horizontal	PASS
2	848.680	-29.59	-13.00	Horizontal	NA
3	894.270	-42.00	-13.00	Horizontal	NA
4	1697.239	-32.67	-13.00	Horizontal	PASS
5	4325.814	-47.47	-13.00	Horizontal	PASS
6	9117.485	-38.08	-13.00	Horizontal	PASS
7	78.500	-64.72	-13.00	Horizontal	PASS

(GSM 850MHz, Channel = 251, Horizontal)



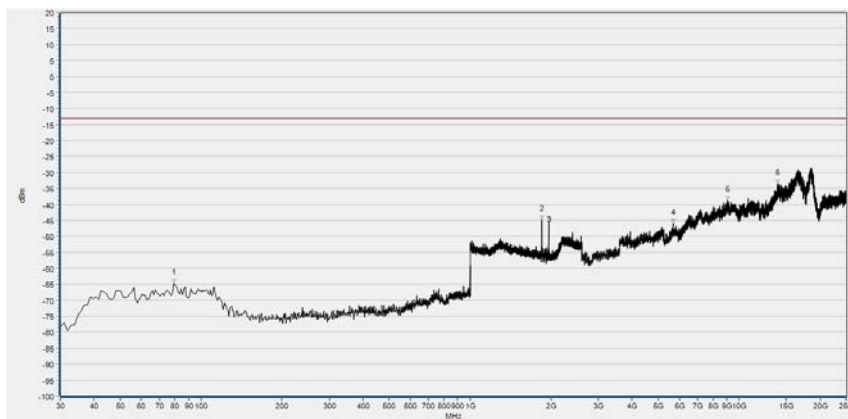
Num	Freq(MHz)	PK	limit PK	Antenna	Verdict
1	78.500	-65.21	-13.00	Vertical	PASS
2	848.680	-27.69	-13.00	Vertical	NA
3	893.300	-37.82	-13.00	Vertical	NA
4	1697.239	-42.46	-13.00	Vertical	PASS
5	1959.744	-45.45	-13.00	Vertical	PASS
6	9084.261	-37.91	-13.00	Vertical	PASS

(GSM 850MHz, Channel = 251, Vertical)



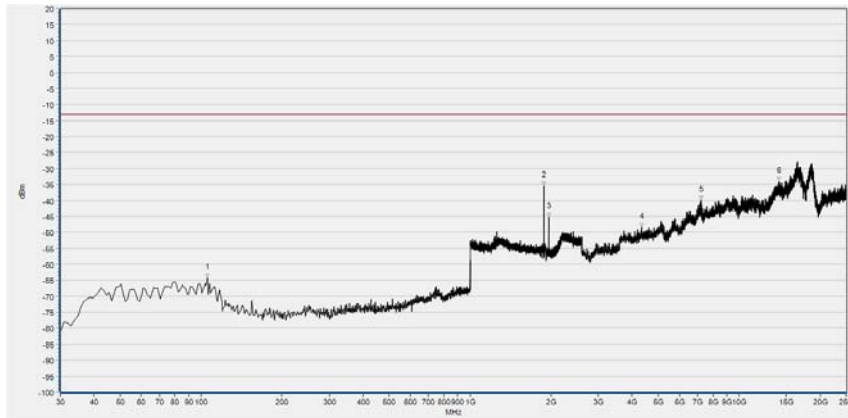
Num	Freq(MHz)	PK	limit PK	Antenna	Verdict
1	81.410	-64.33	-13.00	Horizontal	PASS
2	1849.620	-33.93	-13.00	Horizontal	NA
3	1959.744	-45.37	-13.00	Horizontal	NA
4	6355.737	-43.68	-13.00	Horizontal	PASS
5	9056.447	-38.94	-13.00	Horizontal	PASS
6	14368.249	-33.42	-13.00	Horizontal	PASS

(GSM 1900MHz, Channel = 512, Horizontal)



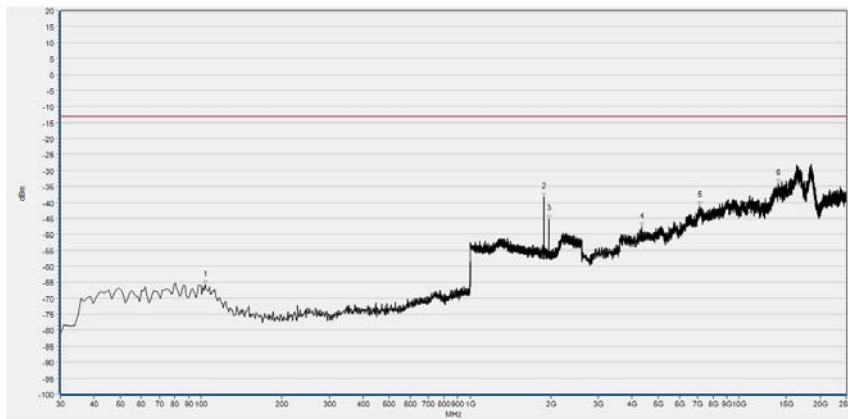
Num	Freq(MHz)	PK	limit PK	Antenna	Verdict
1	79.470	-64.75	-13.00	Vertical	PASS
2	1850.260	-44.86	-13.00	Vertical	NA
3	1959.744	-45.30	-13.00	Vertical	NA
4	5679.542	-45.97	-13.00	Vertical	PASS
5	9076.814	-38.82	-13.00	Vertical	PASS
6	13916.094	-33.64	-13.00	Vertical	PASS

(GSM 1900MHz, Channel = 512, Vertical)



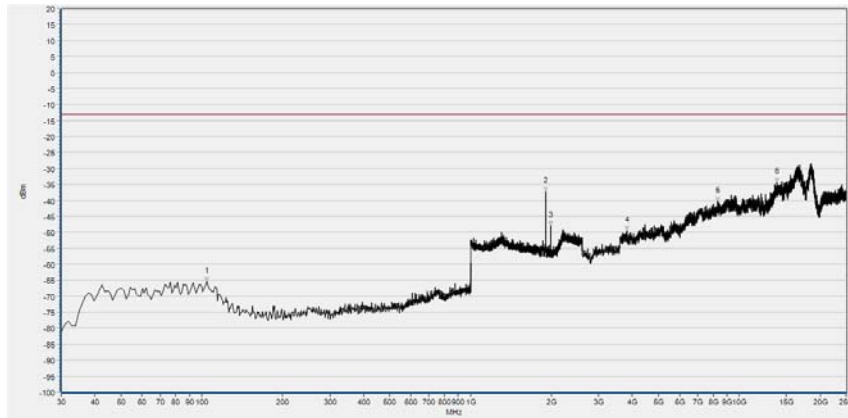
Num	Freq(MHz)	PK	limit PK	Antenna	Verdict
1	105.660	-64.22	-13.00	Horizontal	PASS
2	1879.712	-35.50	-13.00	Horizontal	NA
3	1959.744	-45.16	-13.00	Horizontal	NA
4	4339.371	-48.37	-13.00	Horizontal	PASS
5	7219.313	-39.90	-13.00	Horizontal	PASS
6	14030.151	-34.07	-13.00	Horizontal	PASS

(GSM 1900MHz, Channel = 661, Horizontal)



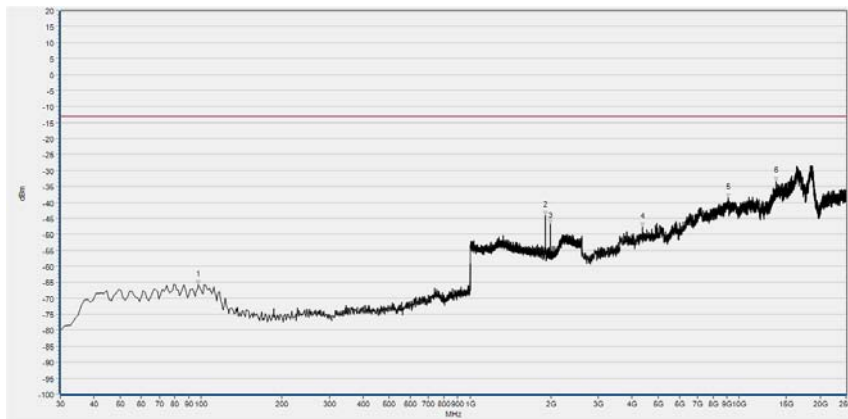
Num	Freq(MHz)	PK	limit PK	Antenna	Verdict
1	103.720	-65.90	-13.00	Vertical	PASS
2	1879.712	-38.41	-13.00	Vertical	NA
3	1959.744	-45.26	-13.00	Vertical	NA
4	4339.371	-47.64	-13.00	Vertical	PASS
5	7145.990	-41.03	-13.00	Vertical	PASS
6	13977.196	-34.13	-13.00	Vertical	PASS

(GSM 1900MHz, Channel = 661, Vertical)



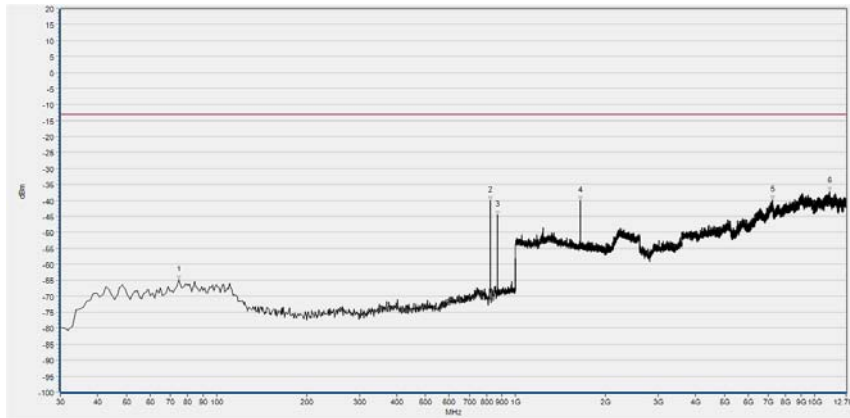
Num	Freq(MHz)	PK	limit PK	Antenna	Verdict
1	104.690	-65.27	-13.00	Horizontal	PASS
2	1909.804	-37.19	-13.00	Horizontal	NA
3	1989.836	-48.02	-13.00	Horizontal	NA
4	3817.967	-49.45	-13.00	Horizontal	PASS
5	8294.708	-40.38	-13.00	Horizontal	PASS
6	13842.771	-34.32	-13.00	Horizontal	PASS

(GSM 1900MHz, Channel = 810, Horizontal)



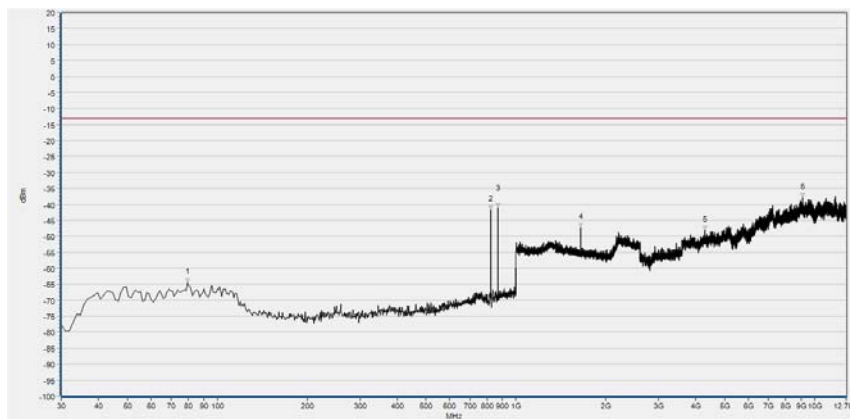
Num	Freq(MHz)	PK	limit PK	Antenna	Verdict
1	97.900	-65.86	-13.00	Vertical	PASS
2	1909.804	-44.02	-13.00	Vertical	NA
3	1989.836	-46.74	-13.00	Vertical	NA
4	4363.812	-47.64	-13.00	Vertical	PASS
5	9097.181	-38.64	-13.00	Vertical	PASS
6	13724.641	-33.51	-13.00	Vertical	PASS

(GSM 1900MHz, Channel = 810, Vertical)



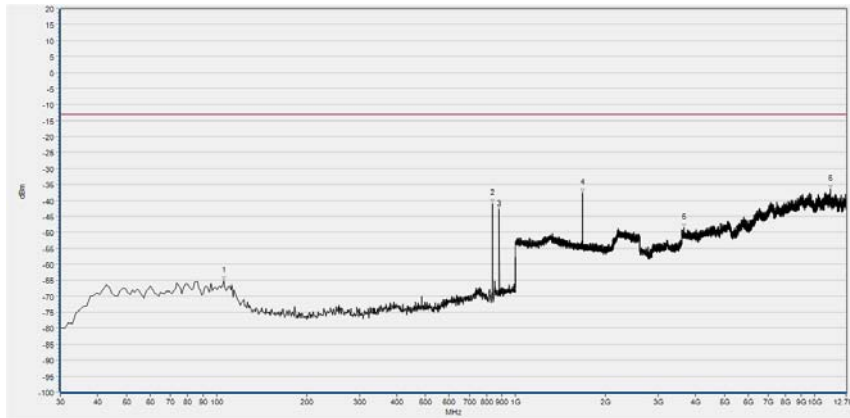
Num	Freq(MHz)	PK	limit PK	Antenna	Verdict
1	74.620	-64.98	-13.00	Horizontal	PASS
2	824.430	-40.12	-13.00	Horizontal	NA
3	869.050	-44.54	-13.00	Horizontal	NA
4	1647.939	-40.14	-13.00	Horizontal	PASS
5	7242.162	-39.93	-13.00	Horizontal	PASS
6	11219.840	-37.30	-13.00	Horizontal	PASS

(EDGE 850MHz, Channel = 128, Horizontal)



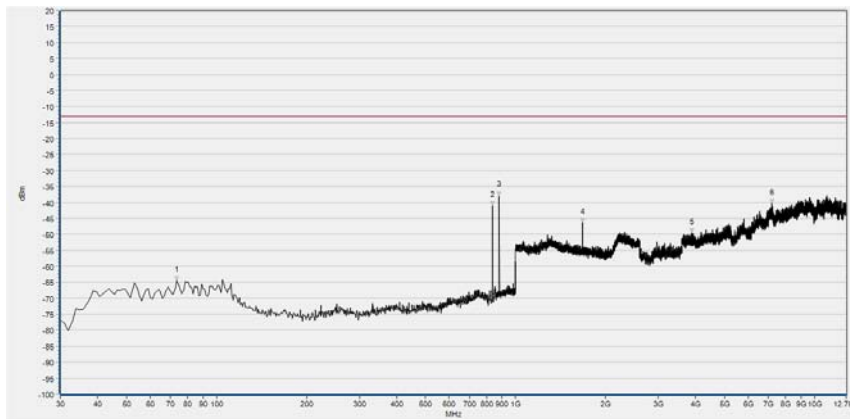
Num	Freq(MHz)	PK	limit PK	Antenna	Verdict
1	79.470	-64.39	-13.00	Vertical	PASS
2	824.430	-41.72	-13.00	Vertical	NA
3	869.050	-41.03	-13.00	Vertical	NA
4	1648.579	-47.33	-13.00	Vertical	PASS
5	4288.898	-48.25	-13.00	Vertical	PASS
6	9137.789	-37.96	-13.00	Vertical	PASS

(EDGE 850MHz, Channel = 128, Vertical)



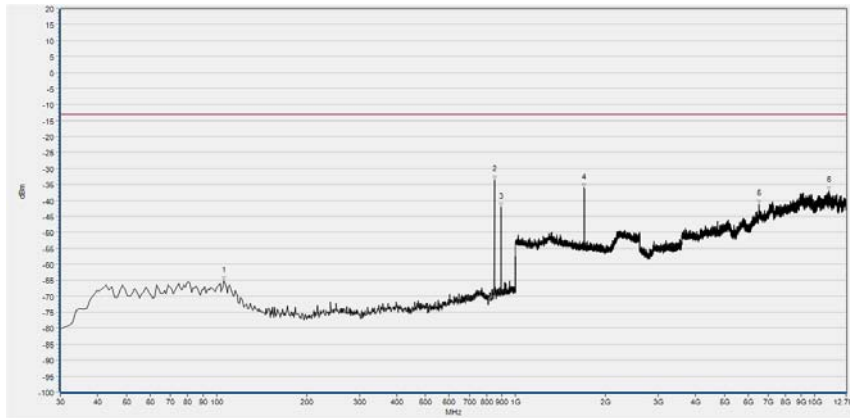
Num	Freq(MHz)	PK	limit PK	Antenna	Verdict
1	105.660	-65.13	-13.00	Horizontal	PASS
2	837.040	-40.99	-13.00	Horizontal	NA
3	881.660	-42.76	-13.00	Horizontal	NA
4	1672.909	-37.75	-13.00	Horizontal	PASS
5	3665.021	-48.64	-13.00	Horizontal	PASS
6	11267.831	-36.58	-13.00	Horizontal	PASS

(EDGE 850MHz, Channel = 190, Horizontal)



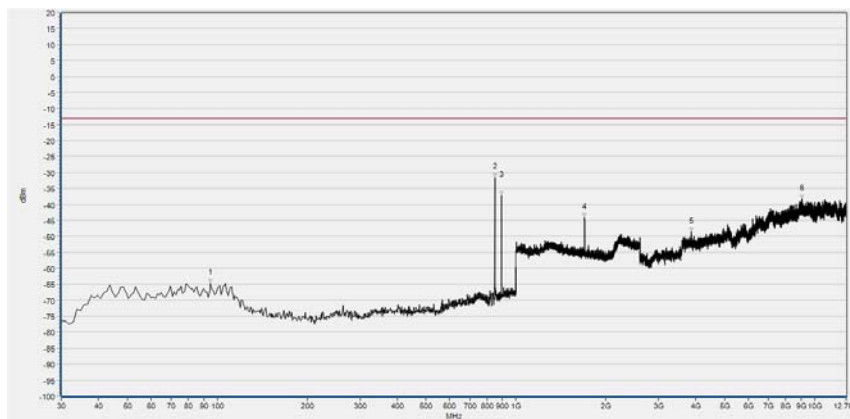
Num	Freq(MHz)	PK	limit PK	Antenna	Verdict
1	73.650	-64.58	-13.00	Vertical	PASS
2	836.070	-40.97	-13.00	Vertical	NA
3	881.660	-38.08	-13.00	Vertical	NA
4	1672.909	-46.39	-13.00	Vertical	PASS
5	3893.899	-49.59	-13.00	Vertical	PASS
6	7208.938	-40.31	-13.00	Vertical	PASS

(EDGE 850MHz, Channel = 190, Vertical)



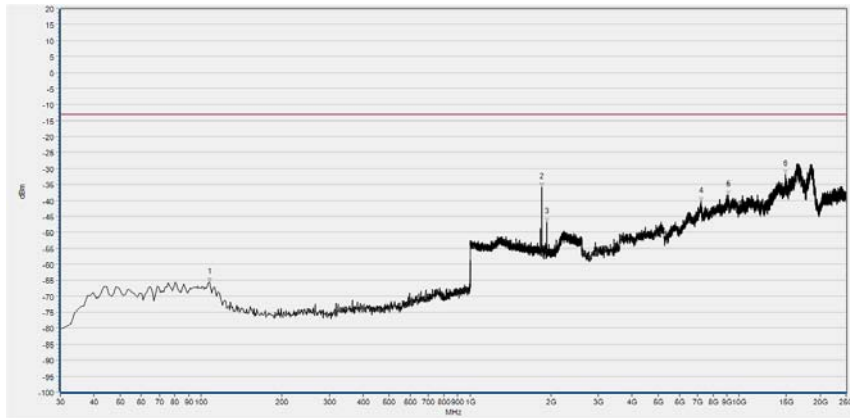
Num	Freq(MHz)	PK	limit PK	Antenna	Verdict
1	105.660	-65.21	-13.00	Horizontal	PASS
2	848.680	-33.66	-13.00	Horizontal	NA
3	893.300	-42.22	-13.00	Horizontal	NA
4	1697.239	-36.07	-13.00	Horizontal	PASS
5	6522.304	-41.24	-13.00	Horizontal	PASS
6	11201.382	-37.09	-13.00	Horizontal	PASS

(EDGE 850MHz, Channel = 251, Horizontal)



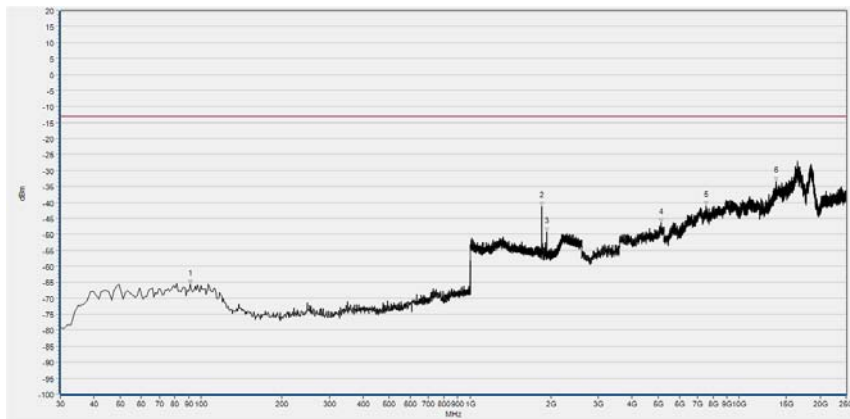
Num	Freq(MHz)	PK	limit PK	Antenna	Verdict
1	94.990	-64.74	-13.00	Vertical	PASS
2	848.680	-31.66	-13.00	Vertical	NA
3	894.270	-37.26	-13.00	Vertical	NA
4	1697.239	-44.18	-13.00	Vertical	PASS
5	3868.058	-48.68	-13.00	Vertical	PASS
6	9045.499	-38.23	-13.00	Vertical	PASS

(EDGE 850MHz, Channel = 251, Vertical)



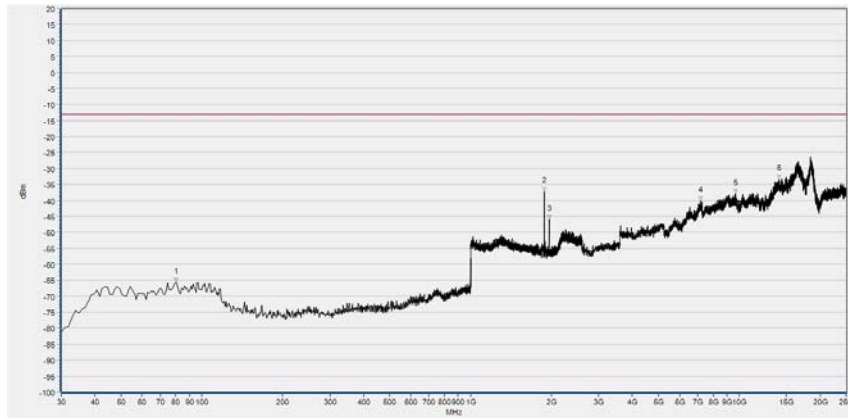
Num	Freq(MHz)	PK	limit PK	Antenna	Verdict
1	107.600	-65.48	-13.00	Horizontal	PASS
2	1850.260	-35.79	-13.00	Horizontal	NA
3	1930.292	-46.82	-13.00	Horizontal	NA
4	7207.092	-40.41	-13.00	Horizontal	PASS
5	9133.843	-38.40	-13.00	Horizontal	PASS
6	14852.991	-31.74	-13.00	Horizontal	PASS

(EDGE 1900MHz, Channel = 512, Horizontal)



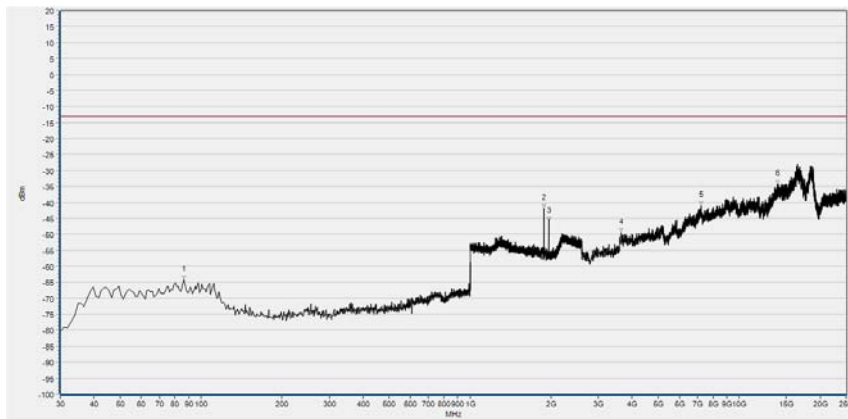
Num	Freq(MHz)	PK	limit PK	Antenna	Verdict
1	91.110	-65.70	-13.00	Vertical	PASS
2	1850.260	-41.33	-13.00	Vertical	NA
3	1929.652	-49.18	-13.00	Vertical	NA
4	5141.844	-46.38	-13.00	Vertical	PASS
5	7553.337	-41.07	-13.00	Vertical	PASS
6	13761.302	-33.32	-13.00	Vertical	PASS

(EDGE 1900MHz, Channel = 512, Vertical)



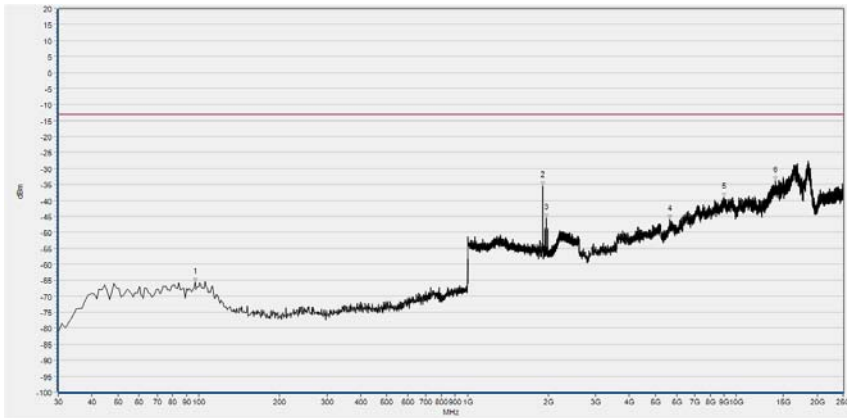
Num	Freq(MHz)	PK	limit PK	Antenna	Verdict
1	80.440	-65.55	-13.00	Horizontal	PASS
2	1879.712	-37.32	-13.00	Horizontal	NA
3	1959.744	-45.90	-13.00	Horizontal	NA
4	7174.504	-40.18	-13.00	Horizontal	PASS
5	9712.275	-37.91	-13.00	Horizontal	PASS
6	14111.620	-33.52	-13.00	Horizontal	PASS

(EDGE 1900MHz, Channel = 661, Horizontal)



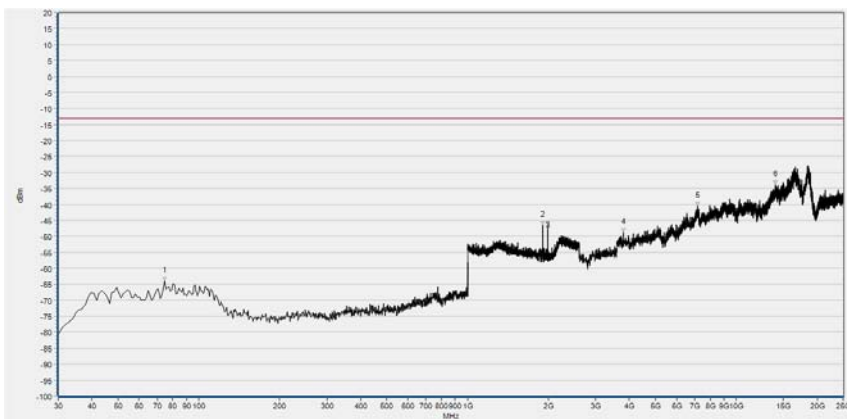
Num	Freq(MHz)	PK	limit PK	Antenna	Verdict
1	86.260	-64.34	-13.00	Vertical	PASS
2	1879.712	-41.95	-13.00	Vertical	NA
3	1960.384	-45.99	-13.00	Vertical	NA
4	3650.955	-49.60	-13.00	Vertical	PASS
5	7211.166	-40.94	-13.00	Vertical	PASS
6	13936.461	-34.39	-13.00	Vertical	PASS

(EDGE 1900MHz, Channel = 661, Vertical)



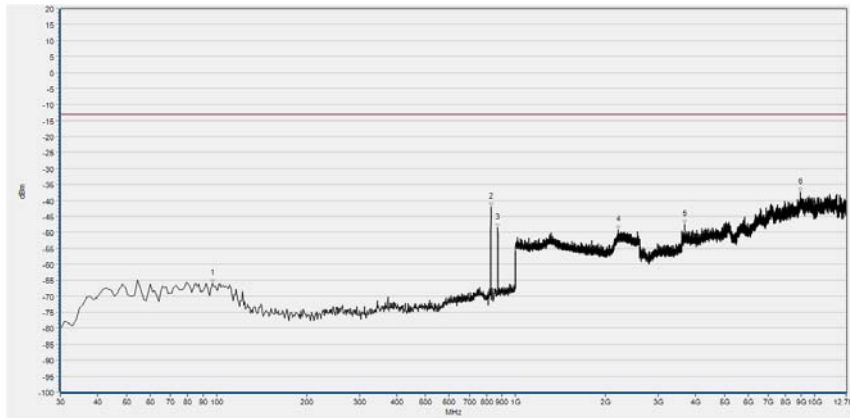
Num	Freq(MHz)	PK	limit PK	Antenna	Verdict
1	96.930	-65.59	-13.00	Horizontal	PASS
2	1909.804	-35.51	-13.00	Horizontal	NA
3	1959.744	-45.44	-13.00	Horizontal	NA
4	5663.248	-46.00	-13.00	Horizontal	PASS
5	9023.859	-39.09	-13.00	Horizontal	PASS
6	14022.004	-33.75	-13.00	Horizontal	PASS

(EDGE 1900MHz, Channel = 810, Horizontal)



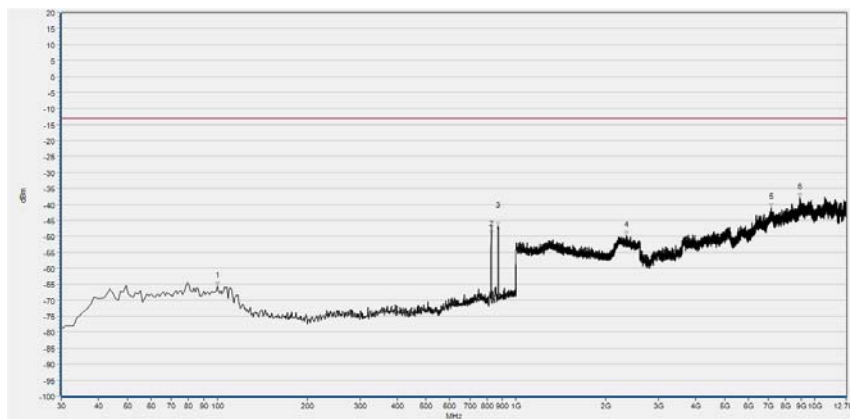
Num	Freq(MHz)	PK	limit PK	Antenna	Verdict
1	74.620	-64.12	-13.00	Vertical	PASS
2	1909.804	-46.54	-13.00	Vertical	NA
3	1989.836	-46.57	-13.00	Vertical	NA
4	3797.600	-48.90	-13.00	Vertical	PASS
5	7162.284	-40.55	-13.00	Vertical	PASS
6	13977.196	-33.87	-13.00	Vertical	PASS

(EDGE 1900MHz, Channel = 810, Vertical)



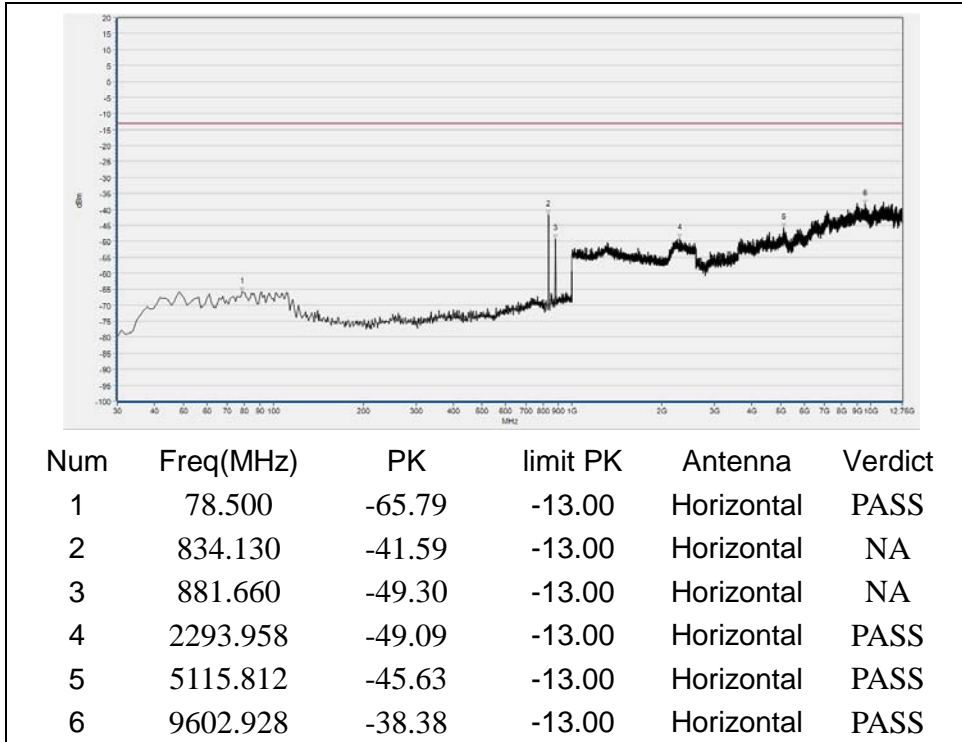
Num	Freq(MHz)	PK	limit PK	Antenna	Verdict
1	96.930	-66.03	-13.00	Horizontal	PASS
2	827.340	-42.12	-13.00	Horizontal	NA
3	871.960	-48.53	-13.00	Horizontal	NA
4	2205.602	-49.38	-13.00	Horizontal	PASS
5	3670.558	-47.57	-13.00	Horizontal	PASS
6	8956.901	-37.53	-13.00	Horizontal	PASS

(WCDMA Band V, Channel = 4132, Horizontal)

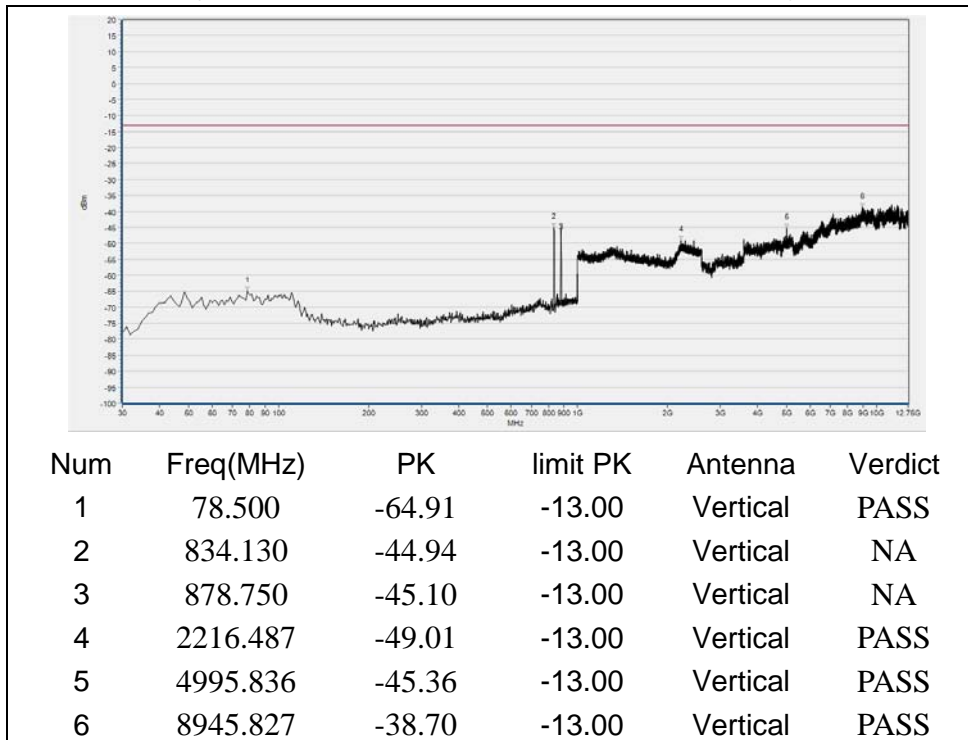


Num	Freq(MHz)	PK	limit PK	Antenna	Verdict
1	99.840	-65.64	-13.00	Vertical	PASS
2	826.370	-49.59	-13.00	Vertical	NA
3	870.990	-46.88	-13.00	Vertical	NA
4	2336.855	-49.83	-13.00	Vertical	PASS
5	7172.022	-41.01	-13.00	Vertical	PASS
6	8925.523	-37.98	-13.00	Vertical	PASS

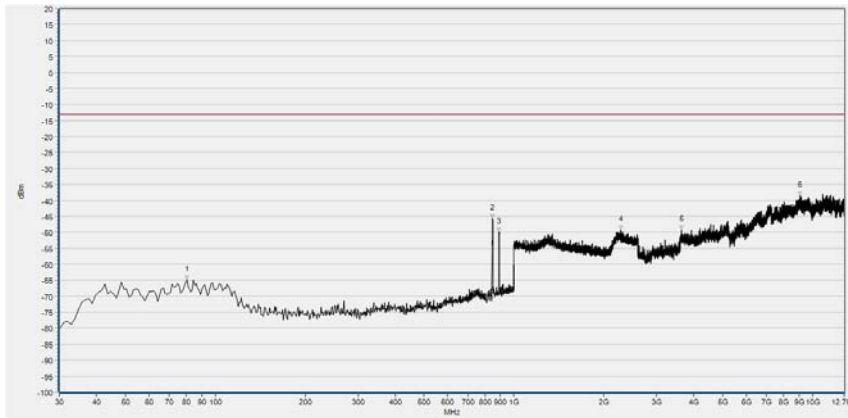
(WCDMA Band V, Channel = 4132, Vertical)



(WCDMA Band V, Channel = 4183, Horizontal)

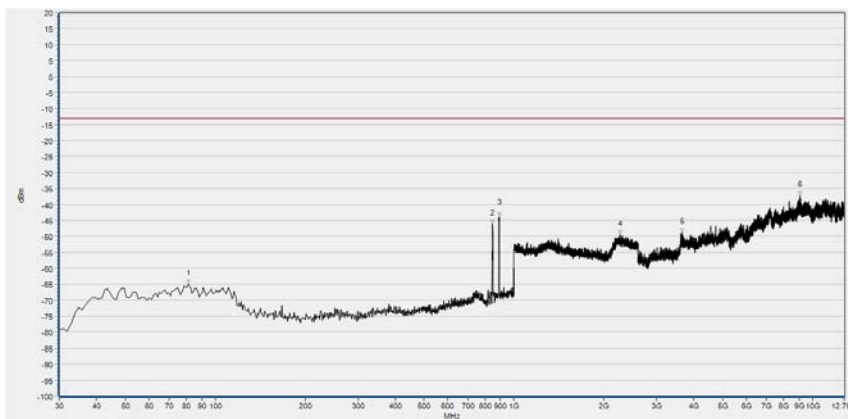


(WCDMA Band V, Channel = 4183, Vertical)



Num	Freq(MHz)	PK	limit PK	Antenna	Verdict
1	80.440	-64.88	-13.00	Horizontal	PASS
2	847.710	-45.64	-13.00	Horizontal	NA
3	890.390	-49.92	-13.00	Horizontal	NA
4	2283.713	-49.23	-13.00	Horizontal	PASS
5	3633.642	-49.33	-13.00	Horizontal	PASS
6	9060.266	-38.55	-13.00	Horizontal	PASS

(WCDMA Band V, Channel = 4233, Horizontal)



Num	Freq(MHz)	PK	limit PK	Antenna	Verdict
1	81.410	-64.87	-13.00	Vertical	PASS
2	847.710	-46.25	-13.00	Vertical	NA
3	892.330	-43.90	-13.00	Vertical	NA
4	2260.664	-49.59	-13.00	Vertical	PASS
5	3661.329	-48.90	-13.00	Vertical	PASS
6	9047.345	-37.10	-13.00	Vertical	PASS

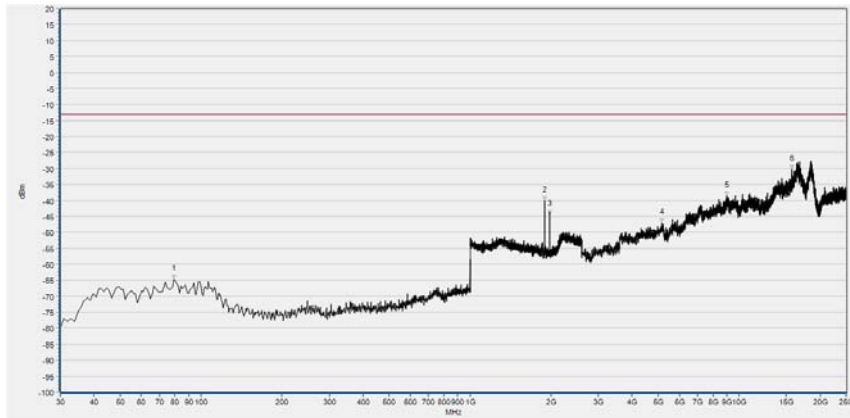
(WCDMA Band V, Channel = 4233, Vertical)



(WCDMA Band II, Channel = 9262, Horizontal)

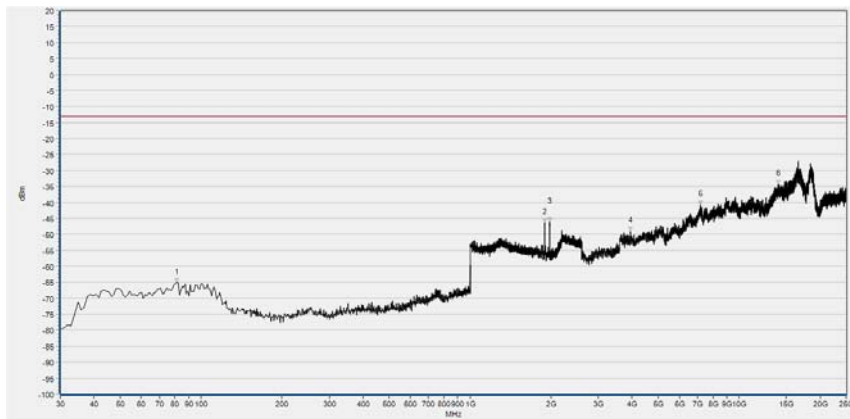


(WCDMA Band II, Channel = 9262, Vertical)



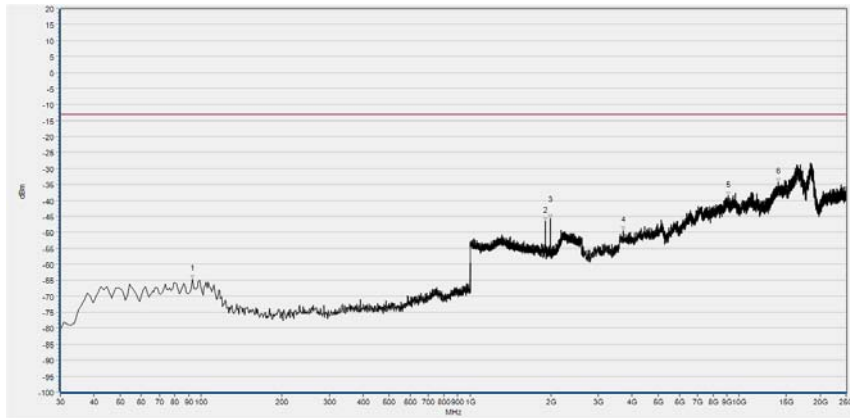
Num	Freq(MHz)	PK	limit PK	Antenna	Verdict
1	79.470	-64.73	-13.00	Horizontal	PASS
2	1896.999	-40.17	-13.00	Horizontal	NA
3	1974.470	-44.33	-13.00	Horizontal	NA
4	5158.138	-47.11	-13.00	Horizontal	PASS
5	9011.638	-38.66	-13.00	Horizontal	PASS
6	15679.905	-30.31	-13.00	Horizontal	PASS

(WCDMA Band II, Channel = 9400, Horizontal)



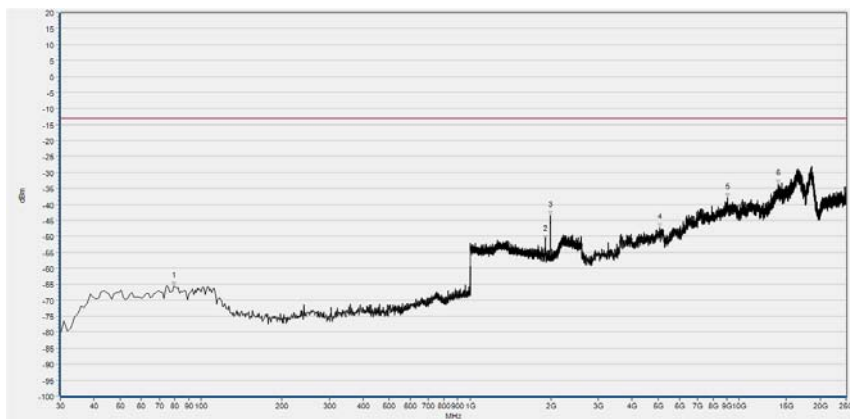
Num	Freq(MHz)	PK	limit PK	Antenna	Verdict
1	81.410	-65.20	-13.00	Vertical	PASS
2	1896.999	-46.47	-13.00	Vertical	NA
3	1977.031	-46.25	-13.00	Vertical	NA
4	3956.465	-49.02	-13.00	Vertical	PASS
5	7170.431	-40.83	-13.00	Vertical	PASS
6	14022.004	-34.30	-13.00	Vertical	PASS

(WCDMA Band II, Channel = 9400, Vertical)



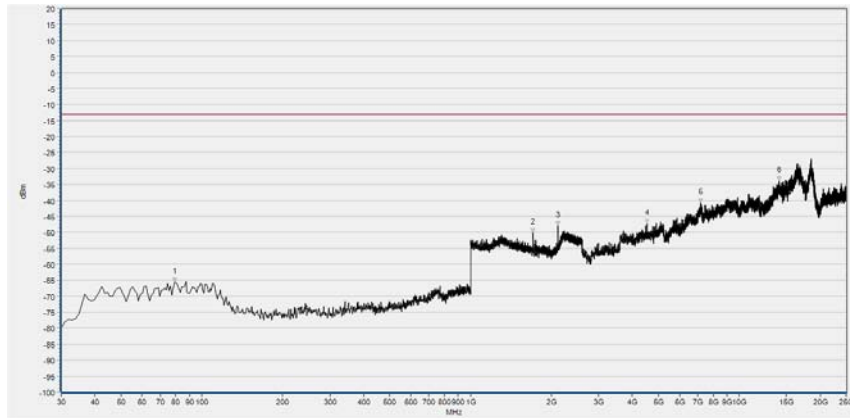
Num	Freq(MHz)	PK	limit PK	Antenna	Verdict
1	93.050	-64.75	-13.00	Horizontal	PASS
2	1908.523	-46.68	-13.00	Horizontal	NA
3	1987.275	-45.67	-13.00	Horizontal	NA
4	3716.130	-49.55	-13.00	Horizontal	PASS
5	9097.181	-38.58	-13.00	Horizontal	PASS
6	13993.490	-34.26	-13.00	Horizontal	PASS

(WCDMA Band II, Channel = 9538, Horizontal)



Num	Freq(MHz)	PK	limit PK	Antenna	Verdict
1	79.470	-65.63	-13.00	Vertical	PASS
2	1907.243	-51.12	-13.00	Vertical	NA
3	1988.555	-43.51	-13.00	Vertical	NA
4	5080.742	-47.28	-13.00	Vertical	PASS
5	9036.079	-37.85	-13.00	Vertical	PASS
6	14017.931	-33.65	-13.00	Vertical	PASS

(WCDMA Band II, Channel = 9538, Vertical)



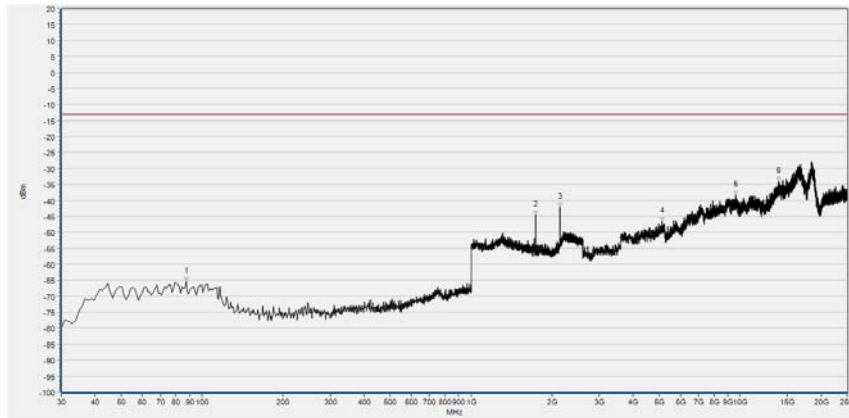
Num	Freq(MHz)	PK	limit PK	Antenna	Verdict
1	79.520	-65.62	-13.00	Horizontal	PASS
2	1711.556	-50.12	-13.00	Horizontal	NA
3	2110.955	-47.83	-13.00	Horizontal	NA
4	4534.189	-47.23	-13.00	Horizontal	PASS
5	7196.499	-40.89	-13.00	Horizontal	PASS
6	14048.308	-33.87	-13.00	Horizontal	PASS

(WCDMA Band IV, Channel = 1312, Horizontal)



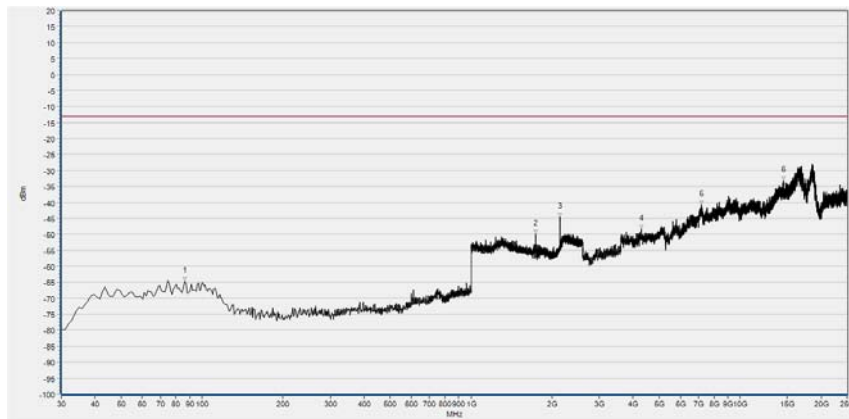
Num	Freq(MHz)	PK	limit PK	Antenna	Verdict
1	101.852	-65.01	-13.00	Vertical	PASS
2	1606.703	-51.08	-13.00	Vertical	PASS
3	2111.756	-46.69	-13.00	Vertical	NA
4	4728.355	-47.59	-13.00	Vertical	PASS
5	7192.765	-40.15	-13.00	Vertical	PASS
6	13880.280	-34.51	-13.00	Vertical	PASS

(WCDMA Band IV, Channel = 1312, Vertical)



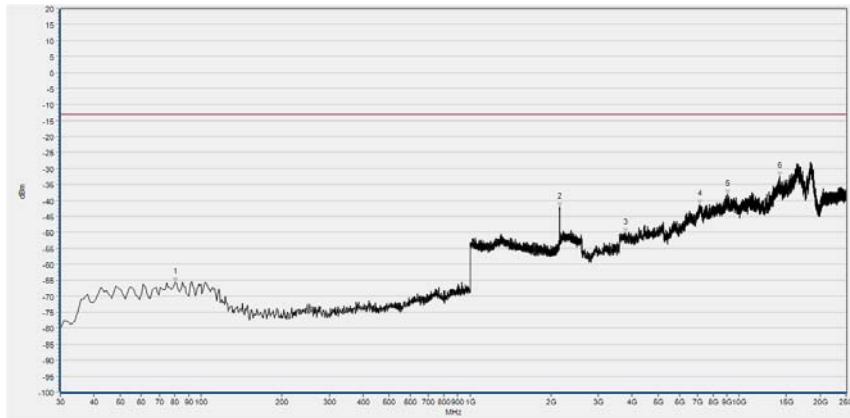
Num	Freq(MHz)	PK	limit PK	Antenna	Verdict
1	87.287	-65.40	-13.00	Horizontal	PASS
2	1738.769	-44.49	-13.00	Horizontal	NA
3	2139.770	-42.10	-13.00	Horizontal	NA
4	5124.154	-46.68	-13.00	Horizontal	PASS
5	9619.837	-38.31	-13.00	Horizontal	PASS
6	13913.886	-34.06	-13.00	Horizontal	PASS

(WCDMA Band IV, Channel = 1413, Horizontal)



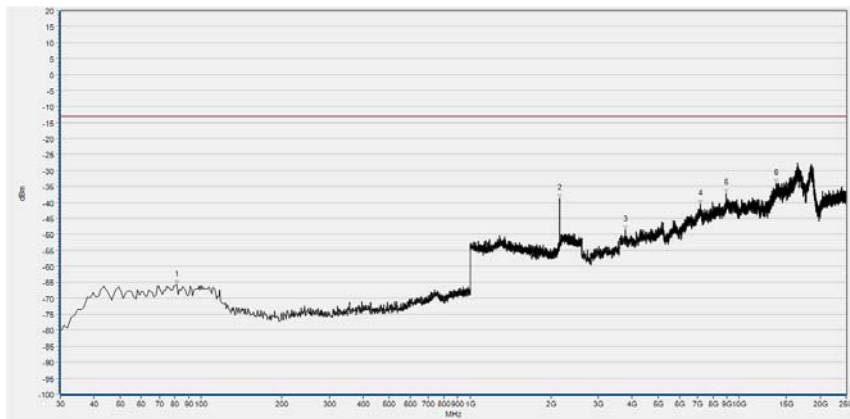
Num	Freq(MHz)	PK	limit PK	Antenna	Verdict
1	86.316	-64.80	-13.00	Vertical	PASS
2	1738.769	-49.94	-13.00	Vertical	NA
3	2138.969	-44.51	-13.00	Vertical	NA
4	4295.216	-48.46	-13.00	Vertical	PASS
5	7177.830	-40.80	-13.00	Vertical	PASS
6	14500.117	-33.20	-13.00	Vertical	PASS

(WCDMA Band IV, Channel = 1413, Vertical)



Num	Freq(MHz)	PK	limit PK	Antenna	Verdict
1	80.490	-65.64	-13.00	Horizontal	PASS
2	2151.776	-42.18	-13.00	Horizontal	NA
3	3768.728	-50.23	-13.00	Horizontal	PASS
4	7121.820	-41.32	-13.00	Horizontal	PASS
5	9063.477	-38.07	-13.00	Horizontal	PASS
6	14160.327	-32.51	-13.00	Horizontal	PASS

(WCDMA Band IV, Channel = 1513, Horizontal)



Num	Freq(MHz)	PK	limit PK	Antenna	Verdict
1	81.461	-65.84	-13.00	Vertical	PASS
2	2151.776	-38.74	-13.00	Vertical	NA
3	3779.930	-48.56	-13.00	Vertical	PASS
4	7189.032	-40.53	-13.00	Vertical	PASS
5	8947.725	-37.18	-13.00	Vertical	PASS
6	13745.858	-34.14	-13.00	Vertical	PASS

(WCDMA Band IV, Channel = 1513, Vertical)



Annex A Test Uncertainty

Where relevant, the following measurement uncertainty levels have been estimated for test performed on the EUT as specified in CISPR 16-1-2:

Test items	Uncertainty
Output Power	$\pm 2.22\text{dB}$
Bandwidth	$\pm 5\%$
Conducted Spurious Emission	$\pm 2.77\text{ dB}$
Radiated Emission	$\pm 2.95\text{dB}$

This uncertainty represent an expanded uncertainty expressed at approximately the 95% confidence level using a coverage factor of $k=2$



Annex B Testing Laboratory Information

1. Identification of the Responsible Testing Laboratory

Laboratory Name:	Shenzhen Morlab Communications Technology Co., Ltd. Morlab Laboratory
Laboratory Address:	FL.3, Building A, FeiYang Science Park, No.8 LongChang Road, Block 67, BaoAn District, ShenZhen, GuangDong Province, P. R. China
Telephone:	+86 755 36698555
Facsimile:	+86 755 36698525

2. Identification of the Responsible Testing Location

Name:	Shenzhen Morlab Communications Technology Co., Ltd. Morlab Laboratory
Address:	FL.3, Building A, FeiYang Science Park, No.8 LongChang Road, Block 67, BaoAn District, ShenZhen, GuangDong Province, P. R. China

3. Facilities and Accreditations

All measurement facilities used to collect the measurement data are located at FL.3, Building A, FeiYang Science Park, Block 67, BaoAn District, Shenzhen, 518101 P. R. China. The test site is constructed in conformance with the requirements of ANSI C63.10-2013 and CISPR Publication 22; the FCC designation number is CN1192, the test firm registration number is 226174.



4. Test Equipments Utilized

4.1 Conducted Test Equipments

Equipment Name	Serial No.	Type	Manufacturer	Cal. Date	Cal. Due
Power Splitter	NW521	1506A	Weinschel	2019.04.17	2020.04.16
Attenuator 1	(N/A.)	10dB	Resnet	2019.04.17	2020.04.16
Attenuator 2	(N/A.)	3dB	Resnet	2019.04.17	2020.04.16
EXA Signal Analyzer	MY53470836	N9010A	Agilent	2018.11.06	2019.11.05
Wireless synthesizer	MY48364176	8960 -E5515C	Agilent	2019.04.17	2020.04.16
RF cable (30MHz-26GHz)	CB01	RF01	Morlab	N/A	N/A
Coaxial cable	CB02	RF02	Morlab	N/A	N/A
SMA connector	CN01	RF03	HUBER-SUHNER	N/A	N/A
Temperature Chamber	(N/A)	HUT705P	CHONGQING HANBA EXPERIMENTAL EQUIPMENT CO.,LTD	2019.04.17	2020.04.16
Computer	T430i	Think Pad	Lenovo	N/A	N/A

**4.2 Radiated Test Equipments**

Equipment Name	Serial No.	Type	Manufacturer	Cal. Date	Cal. Due
System Simulator	152038	CMW500	R&S	2019.08.04	2020.08.03
Receiver	MY54130016	N9038A	Agilent	2019.05.18	2020.05.17
Test Antenna - Bi-Log	9163-519	VULB 9163	Schwarzbeck	2019.03.03	2020.03.02
Test Antenna - Horn	9170C-531	BBHA9170	Schwarzbeck	2019.08.06	2020.08.05
Test Antenna - Horn	01774	BBHA 9120D	Schwarzbeck	2019.08.02	2020.08.01
Coaxial cable (N male) (9KHz-30MHz)	CB04	EMC04	Morlab	N/A	N/A
Coaxial cable (N male) (30MHz-26GHz)	CB02	EMC02	Morlab	N/A	N/A
Coaxial cable (N male) (30MHz-26GHz)	CB03	EMC03	Morlab	N/A	N/A
1-18GHz pre-Amplifier	MA02	TS-PR18	Rohde& Schwarz	2019.05.08	2020.05.07
18-26.5GHz pre-Amplifier	MA03	TS-PR18	Rohde& Schwarz	2019.05.08	2020.05.07
Notch Filter	N/A	WRCG-GSM 850	Wainwright	2018.12.01	2019.11.30
Notch Filter	N/A	WRCG-GSM 1900	Wainwright	2018.12.01	2019.11.30
Notch Filter	N/A	WRCGV-W Band V	Wainwright	2018.12.01	2019.11.30
Notch Filter	N/A	WRCGV-W Band II	Wainwright	2018.12.01	2019.11.30
Notch Filter	N/A	WRCGV-W Band IV	Wainwright	2018.12.01	2019.11.30
Anechoic Chamber	N/A	9m*6m*6m	CRT	2017.11.19	2020.11.18

END OF REPORT



REPORT No.: SZ19070119W06