

红魔真无线游戏蓝牙耳机

BH4004



REDMAGIC

五零



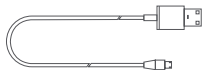
BH4004

RedMagic TWS Gaming Earbuds

Package Contents



① Charging box



② Type-C charging cable



③ Large silicone earplug



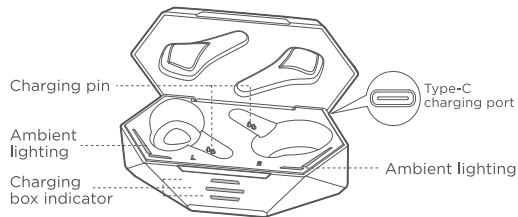
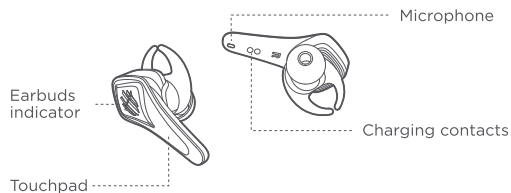
④ 1 pair of earbuds



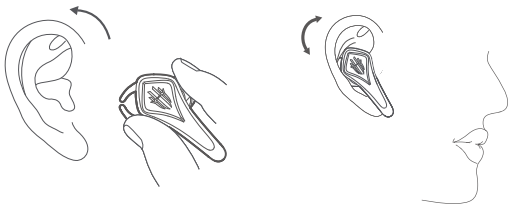
⑤ User guide

- ▲ This product is equipped with various types of earmuffs, users with different needs can choose the most suitable earmuffs to wear.
- ▲ This product is made of professional healthy materials and has passed strict skin allergy tests, so there is no need to worry about the material when wearing it.
- ▲ Due to individual differences, if you feel skin discomfort while wearing it, please stop wearing it immediately and consult a doctor.

Product appearance



Wearing of Earbuds



Operation method

1. Power on (earbuds red light flashes quickly)

- (1) Open the charging box cover and the earbuds will be automatically turned on, and the voice prompt "Power on" will appear.
- (2) When the earbuds is turned off, touch the touch key for about 1.5 seconds, and the voice prompt "Power on" will appear.

2. Power off

- (1) Put the earbuds back into the charging box, close the box cover, the earbuds will automatically turn off and enter the charging state.
- (2) When the earbuds is turned on, touch the touch key for about 8 seconds, and the voice prompt "Power off" will appear.

Pairing and connection of two Earbuds

• TWS automatic pairing:


Take out the earbuds from the charging box. After the two earbuds are powered on, they will automatically match each other (the red and white light indicators of the left and right earbuds flash alternately). After entering the pairing mode and the pairing is completed, a beep for "TWS connection successful" will appear.

Pair the earbuds with the mobile device

• Pair the earbuds with the Red Magic phone

When using it for the first time, please keep the distance between the TWS earbuds and the Red Magic phone within 1 meter, and the closer the better.

When you are close to the Red Magic phone, open the battery compartment, the mobile phone will automatically pop up a pairing prompt to enter the fast automatic pairing mode, click "Connect" on the pairing interface to complete the pairing. After the phone is successfully connected, a beep will appear (red light will be on for 1 second).



Interface diagram of the earbuds connected to the Red Magic phone

• Pair the earbuds with other phones

When using it for the first time, please keep the distance between the TWS earbuds and other mobile phones (or other connected devices) within 1 meter, and the closer the better.

On other mobile phones, open the Bluetooth device list and search for "RedMagic TWS Gaming Earbuds" and click to complete the connection. After the mobile phone is successfully connected, a beep will sound (the red light will be on for 1 second).

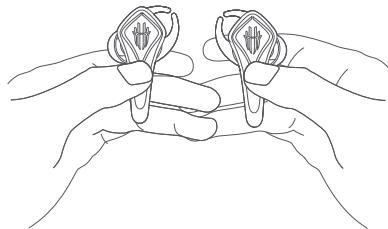
* If the connection fails, put the earbuds back into the charging box and close the cover, and repeat the above operation.

* If the distance between the two earbuds and the mobile phone exceeds the limited distance of the Bluetooth signal, the earbuds will enter the Bluetooth reconnection state. If it is not connected to the mobile phone within 3 minutes, the two earbuds will be automatically powered off.



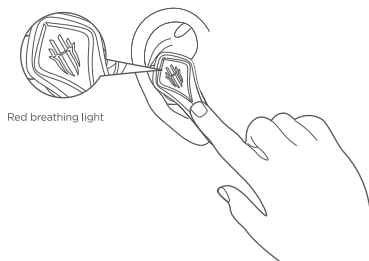
Restore factory settings (clear pairing records)

When the two earbuds are connected to the mobile phone and are not playing music or games; touch the earbuds twice, and hold for 5 seconds for the second touch to clear the pairing. After the clearing is completed, the earbuds will automatically turn off.

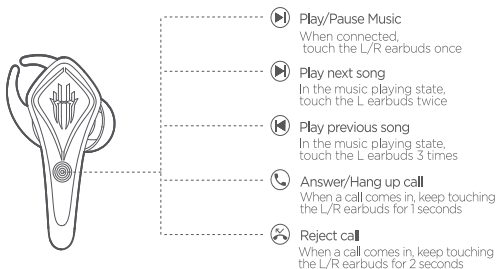


Game mode

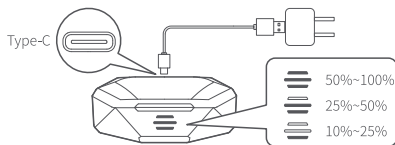
When connected to the phone, touch the touchpad of the right earbuds 3 times to enter the low-latency mode, and touch it again 3 times to exit. When the game mode is working: Red breathing light



Touch mode for two Earbuds



Charging box instructions



Open the charging box:

The three-segment light of the charging box compartment flashes three times, and the real-time power is displayed for the third time and then it is turned off simultaneously.

*When the charging box has less than 10% power remaining, the red light indicator at the bottom will stay on.

Charging status of earbuds and charging box

1. earbuds charging: Put the earbuds into the charging box and close the cover to start charging, the earbuds will automatically turn off when fully charged.
2. Charging the charging box: When connected to the Type-C port for charging, the three-segment battery indicator of the charging box compartment shows the real-time battery in a stepwise manner. The three-segment lights are all on when fully charged, and they go off after removing the charging cable.

FAQ

1. **Question: Why is there only one earbuds with sound?**
Answer: Put the two earbuds back into the charging box, close the charging box, and then take it out again to see if the earbuds resume the operation mode of both earbuds. If not, reset the earbuds to solve the problem.
2. **Question: What to do if the phone prompts that the connection cannot be established?**
Answer: Delete the pairing record between the phone and the earbuds, and then search again and perform pairing connection again after deleting.
3. **Question: Why is there no sound when listening to songs/making calls?**
Answer: If it is an Android device, click the setting icon on the right to enter the Bluetooth connection record, uncheck the two audio options and select again; if it is an iOS device, enter the audio call mode in the general auxiliary function setting, and reselect the automatic option, if not restored, delete the pairing record and try again.
4. **Question: Why is there a delay in video/game?**
Answer: Affected by the environment, network, and mobile phone codec speed, it will cause different degrees of delay when the mobile phone transmits audio data to the earbuds; (Turning on the game mode will increase the power consumption and decrease the use distance. It is recommended to use the normal Bluetooth mode in non-gaming state. When the real-time voice function is enabled in the game, the background sound clarity of the game will be affected because the current game software sets the Bluetooth transmission rate as the highest priority).
5. **Question: Why does it get stuck/intermittent?**
Answer: When using the earbuds, if there are a lot of Wi-Fi connections, 4G signals, high-power electrical appliances, etc., interference will occur, and the earbuds may be stuck or intermittent; it is recommended to change the environment and try to pair the connection again.

规格参数

Product model:	BH4004	Audible unit:	8.0mm moving coil	Bluetooth version:	5.0
Rated power:	5mW	Speaker sensitivity:	85±3dB@1kHz	Bluetooth effective distance:	10 m
Rated power :	Rechargeable lithium ion battery	Frequency response range:	20Hz-20 kHz	Charging time:	earbuds:1.5h Charging box:2h
Battery capacity:	earbuds: 60mAh/3.7V Charging box: 500mAh/3.7V	Loudspeaker rated impedance:	16 Ω	Waterproof level:	IPX5
Input voltage:	5V ± 0.2A	Charging voltage:	5V	Play time:	About 4h

PRECAUTIONS FOR USE

1. Do not use abrasive cleaners to clean this product.
2. Do not allow this product to be heated or close to fire sources such as cooking stoves.
3. Do not expose this product to direct sunlight for a long time.
4. Do not dispose of this product in the fire to avoid explosion.
5. Do not try to disassemble this product to make any modifications, because it does not contain any maintenance components.
6. If you do not plan to use this product for a long period of time, please store it in a dry environment and charge the earbuds at least once a month to extend its life and avoid extreme temperatures and dust.
7. Please use the safety-certified wiring harness provided or authorized to charge.
8. When using this product, please adjust the volume appropriately so as not to damage your hearing.
9. Please use this product correctly to avoid falling from high altitude or severe squeezing.
10. Children should be accompanied by adults to avoid accidental ingestion.
11. Keep away from extreme environments such as high temperature or humidity.

Disposal of your old wearable phone

- When the wheelee bin symbol is attached to a product, it means the product is covered by the European Directive 2012/19/EU.
- All electrical and electronic products should be disposed of separately from normal household waste via designated collection points provided by government or local authorities.
- The correct disposal of electrical and electronic products will help protect the environment and human health.



Disposal of your old wearable phone

Declaration of RoHS 2.0 Compliance

We're determined to reduce the impact we have on the environment and take responsibility for the earth we live on. So this document allows us to formally declare that the BH4004, manufactured by Nubia Technology Co., Ltd, fully complies with the European Parliament's RoHS (Restriction of Hazardous Substances) 2.0 Directive 2012/95/EU, with respect to all the following substances:

- (1) Lead (Pb)
- (2) Mercury (Hg)
- (3) Cadmium (Cd)
- (4) Hexavalent Chromium (Cr (VI))
- (5) Polybrominated biphenyl (PBB)
- (6) Polybrominated diphenyl ether (PBDE)
- (7) Di(2-ethylhexyl) phthalate(DEHP)
- (8) Dibutyl phthalate (DBP)
- (9) Benzyl butyl phthalate (BBP)
- (10) Diisobutyl phthalate(DIBP)

Our compliance is witnessed by written declaration from our suppliers. This confirms that any potential trace contamination levels of the substances listed above are below the maximum level set by EU 2011/65/EU, or are exempt due to their application.

The BH4004 manufactured by Nubia Technology Co., Ltd meets all the requirements of EU 2011/65/EU.

EU certified frequency band

Frequency band	Max. output power (dBm)
BLE(2402MHz-2480MHz)	-1±1
EDR(2402MHz-2480MHz)	8±1

Hardware and software

- The certified hardware version of your RedMagic TWS Bluetooth earbuds is BH4004MB
- The certified software version of your RedMagic TWS Bluetooth earbuds is BH4004_ENCommon_V1.00.

EU Declaration of Conformity (DoC)

Hereby, Nubia Technology Co., Ltd declares that this device is in conformity with the Radio Equipment Directive: 2014 / 53 / EU. For the declaration of conformity, visit <http://www.nubia.com/en/support.php?a=download>.



Safety warning

- Adapter shall be installed near the equipment and shall be easily accessible.
- The RedMagic TWS Bluetooth earbuds normal operating temperature is 0°C - 40°C. In order to ensure the normal Bluetooth earbuds functions, do not use this Bluetooth earbuds outside the temperature range.



WARNING: Cancer and Reproductive Harm - www.P65Warnings.ca.gov.

Health and safety

The device meets international guidelines for exposure to radio waves. Your device is a radio transmitter and receiver. It's designed not to exceed the limits for exposure to radio waves recommended by international guidelines.

The guidelines were developed by the International Commission on Non-Ionizing Radiation Protection (ICNIRP), an independent technical standards body, and include margins designed to assure the safety of all persons, regardless of age and health. These guidelines use a unit of measurement known as Specific Absorption Rate (SAR). The SAR limit for the Bluetooth earbuds is 4.0 W/kg and the highest SAR value for this device when tested for use at the limb was 0.10 W/kg.

The SAR limit for the Bluetooth earbuds is 2.0 W/kg and the highest SAR value for this device when tested for use at the body was 0.10 W/kg. In SAR measurement, the separation distance between the Bluetooth earbuds device and test device is 5mm.

As SAR is measured when the device is on its highest transmitting power, the actual SAR of this device while operating normally is typically below the levels shown above. This is because the device automatically changes its power level to ensure it only uses the minimum level required to reach the network. The World Health Organization has stated that present scientific information does not indicate the need for any special precautions for the use of mobile devices.

Important safety information

For your own health and safety, please follow the radio frequency (RF) radiation exposure guidelines and keep your wearable phone no less than 5 mm away from your body.

Failure to do this could mean that your RF exposure exceeds the guideline limits. How to limit your radio frequency (RF) exposure
The World Health Organization (WHO) gives the following advice to people who want to limit their exposure to RF radiation...

Present scientific information does not indicate the need for any special precautions for the use of Bluetooth earbuds. If individuals are concerned, they may choose to limit their own or their children's RF exposure by limiting the length of calls, or using 'hands-free' devices to keep Bluetooth earbuds away from the head and body.

Further information on the subject can be obtained from the World Health Organization website at <http://www.who.int/peh-emf/WHO Fact sheet 193>: June 2000.

1. The tests are carried out in accordance with IEC standard IEC 62209-2.

FCC Regulatory Compliance

●FCC Regulations:

This Bluetooth earbuds has been tested and found to comply with the limits for a Class B digital device, pursuant to Part 15 of the FCC Rules. These limits are designed to provide reasonable protection against harmful interference in a residential installation. This equipment generates, uses and can radiate radio frequency energy and, if not installed and used in accordance with the instructions, may cause harmful interference to radio communications. However, there is no guarantee that interference will not occur in a particular installation. If this equipment does cause harmful interference to radio or television reception, which can be determined by turning the equipment off and on, the user is encouraged to try to correct the interference by one or more of the following measures:

- Reorient or relocate the receiving antenna.
- Increase the separation between the equipment and receiver.
- Connect the equipment into an outlet on a circuit different from that to which the receiver is connected.
- Consult the dealer or an experienced radio/TV technician for help.

Caution:

Changes or modifications not expressly approved by Nubia Technology Co., Ltd for compliance could void the user's authority to operate the equipment.

●RF exposure information (SAR)

This device is designed and manufactured not to exceed the emission limits for exposure to radio frequency (RF) energy set by the Federal Communications Commission of the United States.

This device is complied with SAR for general population /uncontrolled exposure limits in ANSI/IEEE C95.1-1992 and had been tested in accordance with the measurement methods and procedures specified in IEEE1528.

The FCC has granted an Equipment Authorization for this model Bluetooth earbuds with all reported SAR levels evaluated as in compliance with the FCC RF exposure guidelines. SAR information on this model phone is on file with the FCC and can be found under the Display Grant section of www.fcc.gov/oet/ea/fccid after searching on FCC ID: 2AHJO-BH4004.

This device complies with part 15 of the FCC Rules.Operation is subject to the following two conditions: (1)This device may not cause harmful interference, and (2) this device must accept any interference received, including interference that may cause undersired operation.

Warranty Provisions

Warranty period: The warranty period commences from the date of purchase. The product and other accessories carry a warranty period according to local regulations and policy. The date on the proof of purchase or any other valid voucher will be considered as the date of purchase. For more detailed warranty information, please consult your local dealer or visit Nubia official website: <http://www.nubia.com/en/>

Non-Warranty Provisions

The warranty doesn't cover products which have been handled in any of the following cases:

- Products malfunctioned or damaged due to misuse, improper use, abuse, negligence, or any improper use not according to the user manual.
- Product repaired, replaced or altered by any person other than Nubia customer service center.
- Products malfunctioned or damaged due to natural calamity, force majeure, unpredictable accidents and any other factors beyond the control of Nubia Technology Co., Ltd.
- Product altered, converted, or exchanged to meet the requirements of local electrical conditions, safety standards and communication systems by any person other than Nubia service center.
- Product whose serial number or warranty sticker is missing, damaged, or altered.
- Products which expire the warranty period specified in warranty card. If those provisions conflict with local laws and regulations, it subject to the local regulation.

Qualified

Warranty Card

Warranty Information

Name _____

Purchase Date _____

Charger S/N _____

Battery S/N _____

Dealer _____

Dealer Tel. _____

Notes

- If the product does not contain charger or battery , you don't have to fill in the serial number.
- This certificate will become effective only after stamped by a dealer authorized by Nubia Technology Co., Ltd.

Nubia Technology Co., Ltd.
Floor 16, Building 2, Chongwen Park, Nanshan Zhiyuan, No.3370 Liuxian Avenue,
Nanshan District, Shenzhen
Service Hotline: 400-700-6600
Official website: www.nubia.com/en/

Dealer Stamp

Attach serial code here

Thank you for purchasing our products. In order for you to use this product safely, please read the instructions carefully before use.



(Scan QR code to follow on WeChat to learn more product information)

Nubia Technology Co., Ltd.

Address : 16/F, Building 2, Chongwen Park, Nanshan Zhiyuan, 3370 Liuxian Road,
Nanshan District, Shenzhen, China.
Website : www.nubia.com HotLine : 400-700-6600