

**APPENDIX A – TEST DATA OF CONDUCTED EMISSION**

**LTE Band 38**

**1 RF Power Output**

Modulation	Carrier frequency(MHz)	UL Channel	BW	RB Size	RB Offset	Conducted power(dBm)	
QPSK	2572.5	37775	5	1	0	23.64	
				1	12	23.52	
				1	24	23.66	
				12	0	22.82	
				12	7	22.77	
				12	13	22.75	
	25	0		22.78			
	2595	38000		1	0	23.83	
				1	12	23.82	
				1	24	23.81	
				12	0	22.86	
				12	7	22.72	
				12	13	22.73	
	25	0		22.80			
	2617.5	38225		1	0	23.78	
				1	12	23.74	
				1	24	23.73	
				12	0	22.76	
				12	7	22.82	
				12	13	22.82	
	25	0		22.70			
	16QAM	2572.5		37775	1	0	22.57
					1	12	22.64
					1	24	22.64
12			0		21.94		
12			7		21.90		
12			13		21.89		
25		0	21.77				
2595		38000	1	0	23.51		
			1	12	23.24		
			1	24	23.24		
			12	0	21.78		
			12	7	21.78		
			12	13	21.79		
25		0	21.92				
2617.5		38225	1	0	23.14		
			1	12	23.22		
			1	24	23.22		
			12	0	21.83		
			12	7	21.75		
			12	13	21.75		
25		0	21.94				

Modulation	Carrier frequency (MHz)	UL Channel	BW	RB Size	RB Offset	Conducted power (dBm)
64QAM	2572.5	37775	5	1	0	21.77
				1	12	21.76
				1	24	21.76
				12	0	21.76
				12	7	21.79
				12	13	21.85
				25	0	21.85
	2595	38000		1	0	21.92
				1	12	21.92
				1	24	21.92
				12	0	21.92
				12	7	21.92
				12	13	21.92
				25	0	21.91
	2617.5	38225		1	0	21.92
				1	12	21.93
				1	24	21.88
				12	0	21.93
				12	7	21.93
				12	13	21.93
				25	0	21.93

Modulation	Carrier frequency (MHz)	UL Channel	BW	RB Size	RB Offset	Conducted power (dBm)
QPSK	2575	37800	10	1	0	23.96
				1	25	23.90
				1	49	23.89
				25	0	22.73
				25	12	22.85
				25	25	22.85
	2595	38000		50	0	22.78
				1	0	23.84
				1	25	23.93
				1	49	23.92
				25	0	22.85
				25	12	22.86
	2615	38200		25	25	22.86
				50	0	22.85
				1	0	23.66
				1	25	23.72
				1	49	23.71
				25	0	22.78
16QAM	2575	37800	25	12	22.80	
			25	25	22.80	
			50	0	22.78	
			1	0	23.11	
			1	25	23.07	
			1	49	23.07	
	2595	38000	25	0	21.81	
			25	12	21.81	
			25	25	21.81	
			50	0	21.82	
			1	0	23.18	
			1	25	23.16	
	2615	38200	1	49	23.15	
			25	0	22.05	
			25	12	22.06	
			25	25	22.06	
			50	0	22.01	
			1	0	22.93	
			1	25	22.82	
			1	49	22.81	
			25	0	21.98	
			25	12	22.00	
			25	25	22.00	
			50	0	21.86	

Modulation	Carrier frequency (MHz)	UL Channel	BW	RB Size	RB Offset	Conducted power (dBm)
64QAM	2575	37800	10	1	0	21.81
				1	25	21.82
				1	49	21.82
				25	0	21.93
				25	12	21.82
				25	25	21.81
				50	0	21.81
	2595	38000		1	0	22.01
				1	25	22.01
				1	49	22.01
				25	0	22.02
				25	12	22.01
				25	25	22.01
				50	0	22.01
	2615	38200		1	0	21.87
				1	25	21.87
				1	49	21.86
				25	0	21.87
				25	12	21.87
				25	25	21.87
				50	0	21.87

Modulation	Carrier frequency (MHz)	UL Channel	BW	RB Size	RB Offset	Conducted power (dBm)
QPSK	2577.5	37825	15	1	0	23.99
				1	37	23.89
				1	74	23.89
				36	0	22.85
				36	29	22.73
				36	30	22.73
	2595	38000		75	0	22.84
				1	0	23.87
				1	37	23.80
				1	74	23.79
				36	0	22.77
				36	29	22.66
	2612.5	38175		36	30	22.66
				75	0	22.83
				1	0	23.85
				1	37	23.77
				1	74	23.75
				36	0	22.85
16QAM	2577.5	37825	36	29	22.84	
			36	30	22.84	
			75	0	22.84	
			1	0	23.17	
			1	37	23.06	
			1	74	23.06	
	2595	38000	36	0	21.96	
			36	29	21.81	
			36	30	21.81	
			75	0	21.91	
			1	0	23.24	
			1	37	22.90	
	2612.5	38175	1	74	22.93	
			36	0	21.73	
			36	29	21.76	
			36	30	21.89	
			75	0	21.93	
			1	0	22.03	
			1	37	21.83	
			1	74	21.82	
			36	0	22.06	
			36	29	21.94	
			36	30	21.94	
			75	0	21.90	

Modulation	Carrier frequency (MHz)	UL Channel	BW	RB Size	RB Offset	Conducted power (dBm)
64QAM	2577.5	37825	15	1	0	21.92
				1	37	21.91
				1	74	21.92
				36	0	21.92
				36	29	21.92
				36	30	21.92
				75	0	21.92
	2595	38000		1	0	21.93
				1	37	21.93
				1	74	21.93
				36	0	21.94
				36	29	21.93
				36	30	21.94
				75	0	21.94
	2612.5	38175		1	0	21.90
				1	37	21.90
				1	74	21.90
				36	0	21.91
				36	29	21.90
				36	30	21.91
				75	0	21.91

Modulation	Carrier frequency (MHz)	UL Channel	BW	RB Size	RB Offset	Conducted power (dBm)
QPSK	2580	37850	20	1	0	23.57
				1	49	23.55
				1	99	23.48
				50	0	22.56
				50	24	22.52
				50	50	22.48
	100	0		22.44		
	2595	38000		1	0	23.77
				1	49	23.78
				1	99	23.77
				50	0	22.86
				50	24	22.75
				50	50	22.74
	2610	38150		100	0	22.79
				1	0	23.93
				1	49	23.81
				1	99	23.79
				50	0	22.86
50			24	22.73		
16QAM	2580	37850	50	50	22.73	
			100	0	22.78	
			1	0	23.05	
			1	49	22.65	
			1	99	22.74	
			50	0	21.93	
	2595	38000	50	24	21.90	
			50	50	21.90	
			100	0	21.85	
			1	0	23.50	
			1	49	23.44	
			1	99	23.44	
	2610	38150	50	0	22.06	
			50	24	21.95	
			50	50	21.95	
			100	0	21.99	
			1	0	22.58	
			1	49	22.46	
			1	99	22.46	
			50	0	21.85	
			50	24	21.89	
			50	50	21.89	
			100	0	21.96	

Modulation	Carrier frequency (MHz)	UL Channel	BW	RB Size	RB Offset	Conducted power (dBm)
64QAM	2580	37850	20	1	0	21.85
				1	49	21.85
				1	99	21.84
				50	0	21.83
				50	24	21.83
				50	50	21.83
				100	0	21.82
	2595	38000		1	0	21.99
				1	49	21.99
				1	99	21.99
				50	0	21.99
				50	24	21.99
				50	50	21.99
				100	0	21.99
	2610	38150		1	0	21.96
				1	49	21.96
				1	99	21.96
				50	0	21.96
				50	24	21.95
				50	50	21.80
				100	0	21.80



## 2 Occupied Bandwidth

Band	Carrier frequency (MHz)	Channel	BW (MHz)	RB Size	RB Offset	Bandwidth of 99% Power (MHz)					
						QPSK		16-QAM		64-QAM	
38	2572.5	37775	5	25	0	4.450	Fig.1	4.472	Fig.2	4.472	Fig.3
	2595	38000		25	0	4.472	Fig.4	4.472	Fig.5	4.472	Fig.6
	2617.5	38225		25	0	4.472	Fig.7	4.472	Fig.8	4.472	Fig.9
	2575	37800	10	50	0	8.944	Fig.10	8.944	Fig.11	8.944	Fig.12
	2595	38000		50	0	8.944	Fig.13	8.944	Fig.14	8.944	Fig.15
	2615	38200		50	0	8.944	Fig.16	8.944	Fig.17	8.944	Fig.18
	2577.5	37825	15	75	0	13.415	Fig.19	13.285	Fig.20	13.372	Fig.21
	2595	38000		75	0	13.415	Fig.22	13.415	Fig.23	13.480	Fig.24
	2612.5	38175		75	0	13.415	Fig.25	13.415	Fig.26	13.415	Fig.27
	2580	37850	20	100	0	17.887	Fig.28	17.887	Fig.29	17.887	Fig.30
	2595	38000		100	0	17.887	Fig.31	17.887	Fig.32	17.887	Fig.33
	2610	38150		100	0	17.887	Fig.34	17.887	Fig.35	17.887	Fig.36

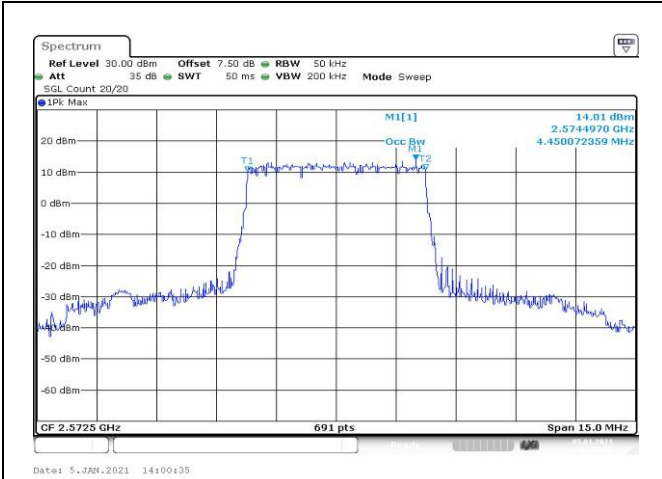


Fig.1

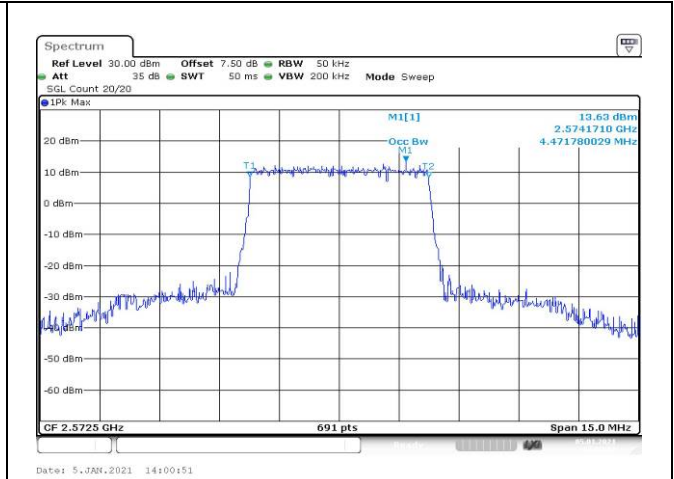


Fig.2

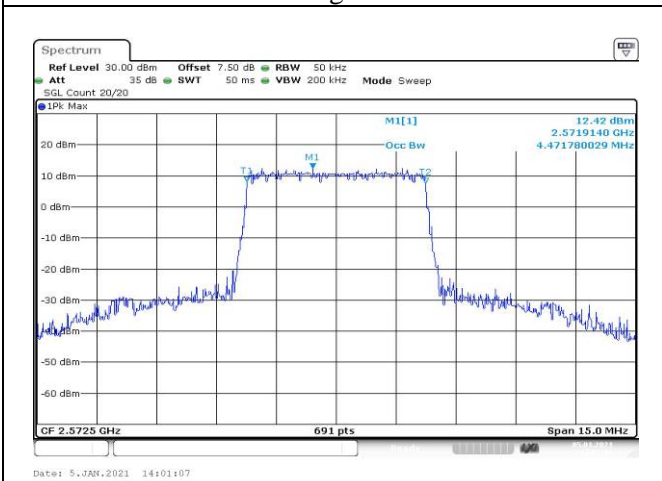


Fig.3

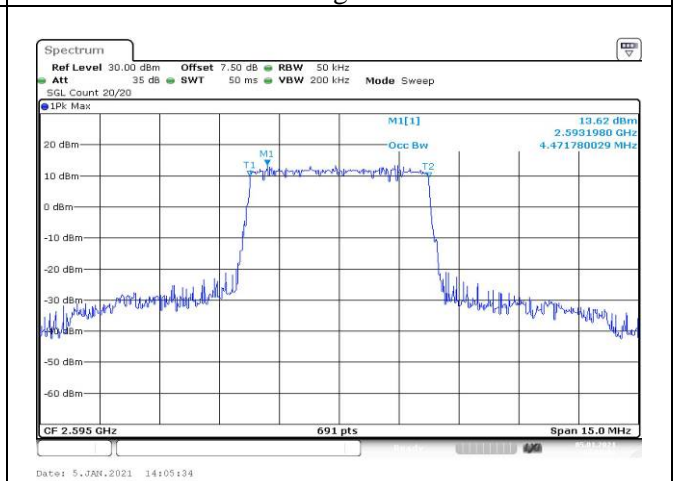


Fig.4

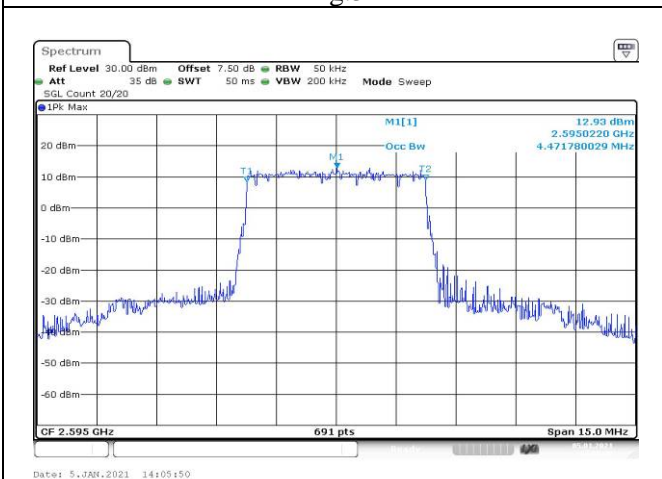


Fig.5

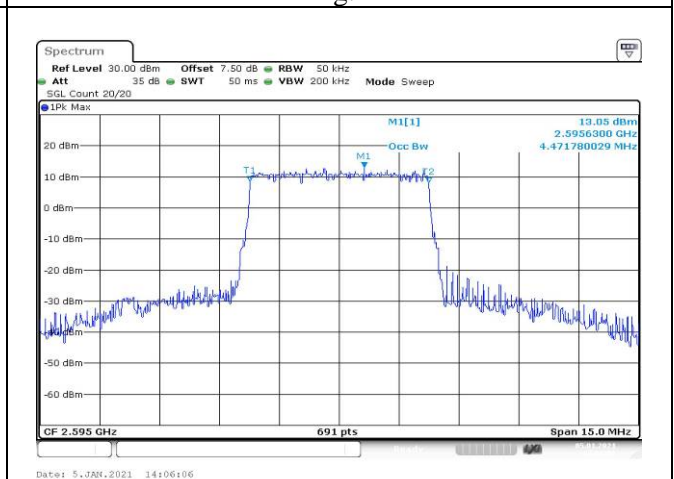


Fig.6

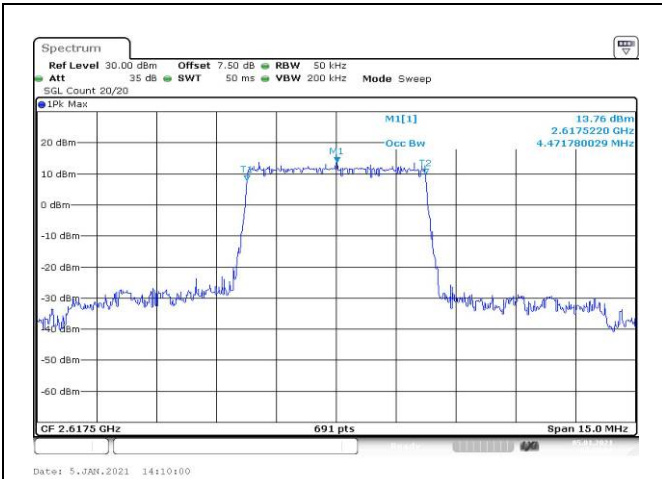


Fig.7

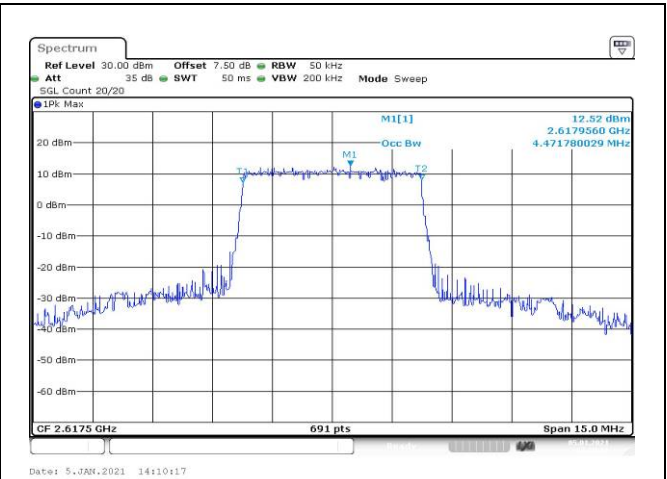


Fig.8

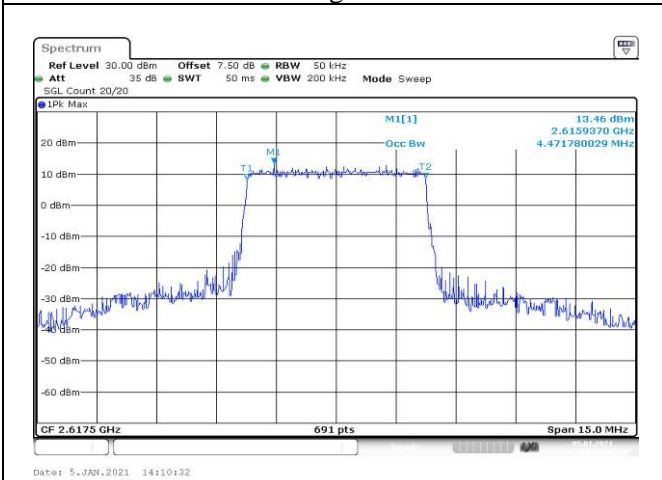


Fig.9

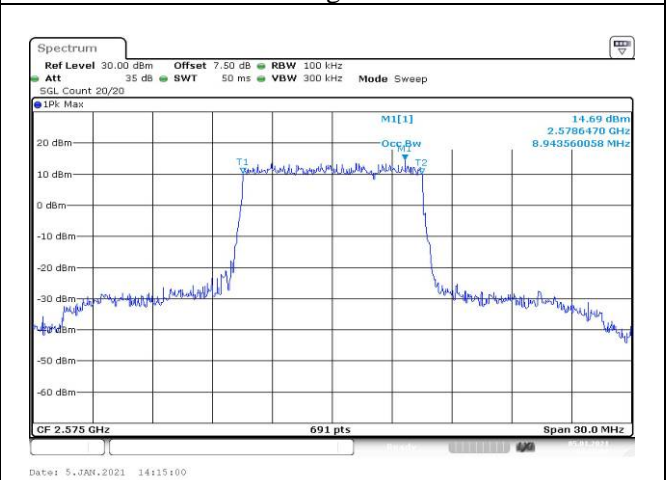


Fig.10

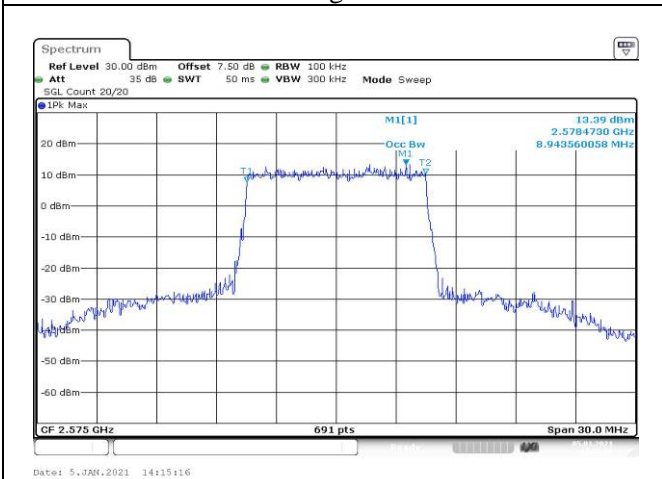


Fig.11

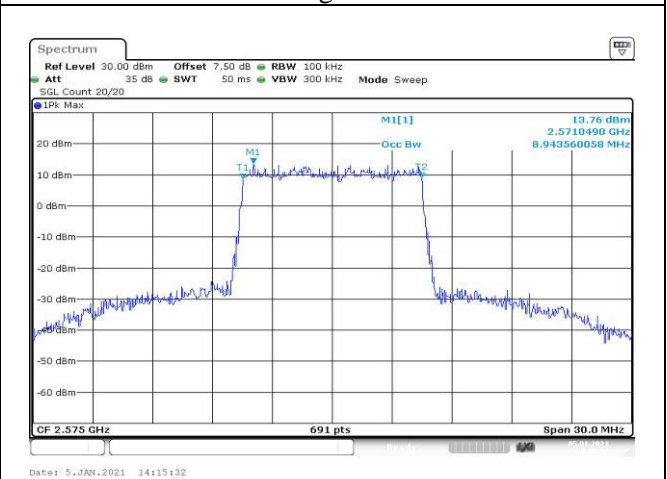


Fig.12

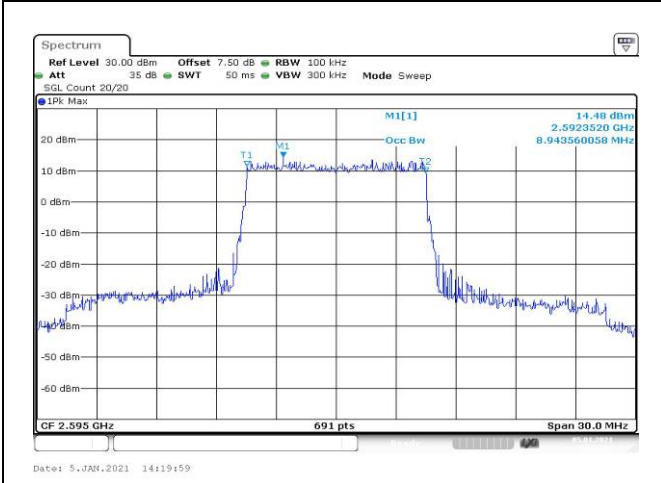


Fig.13

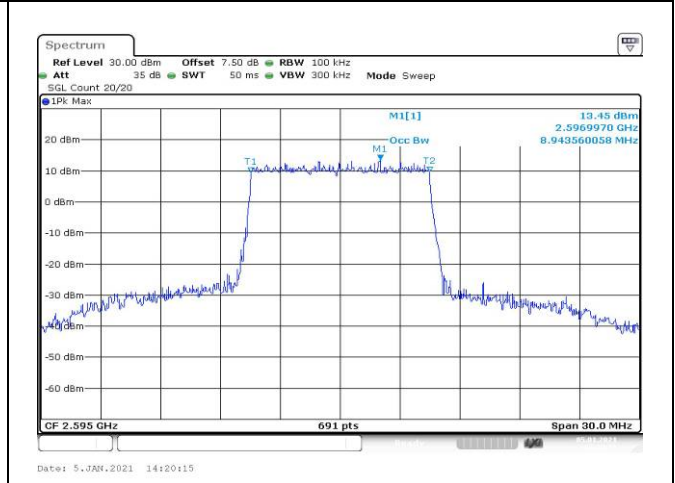


Fig.14

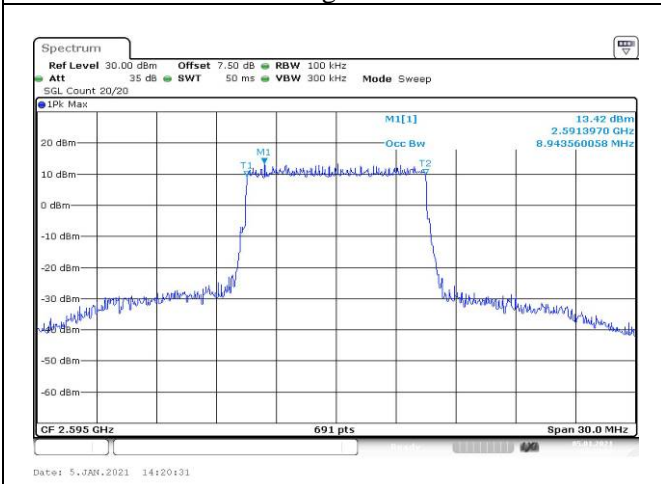


Fig.15

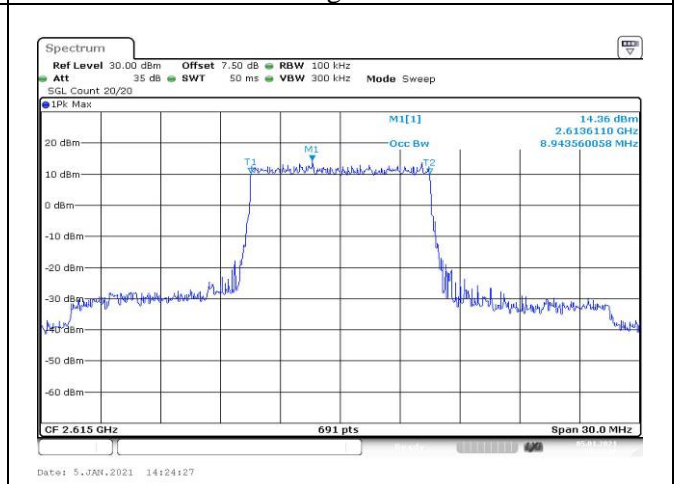


Fig.16

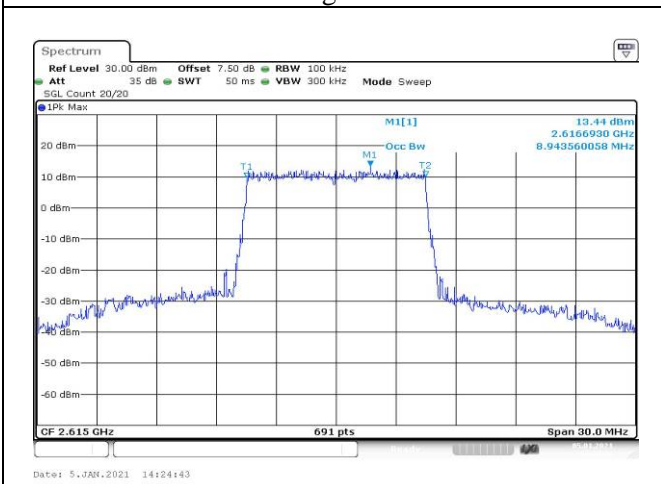


Fig.17

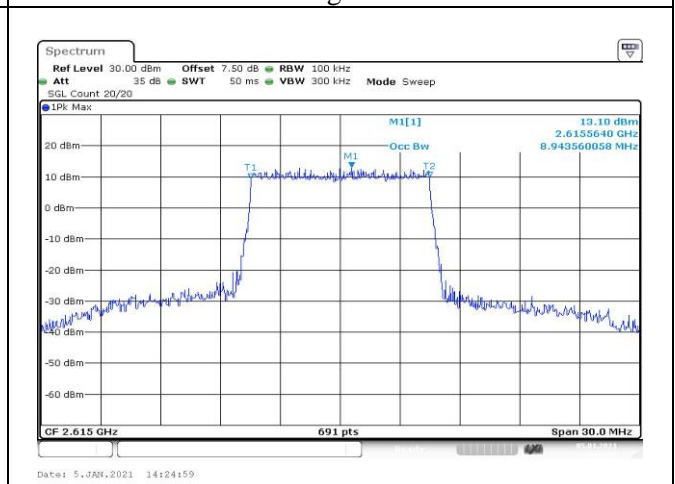


Fig.18

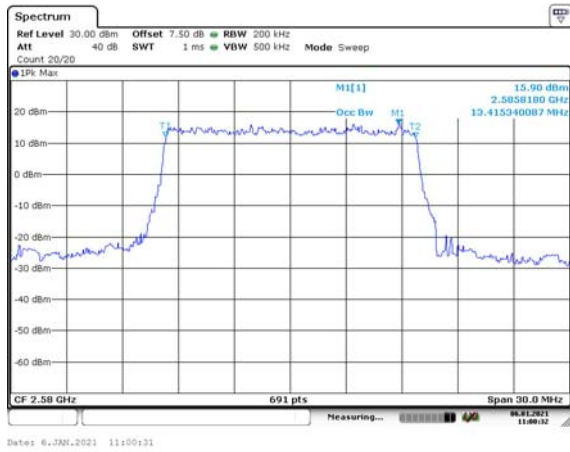


Fig.19

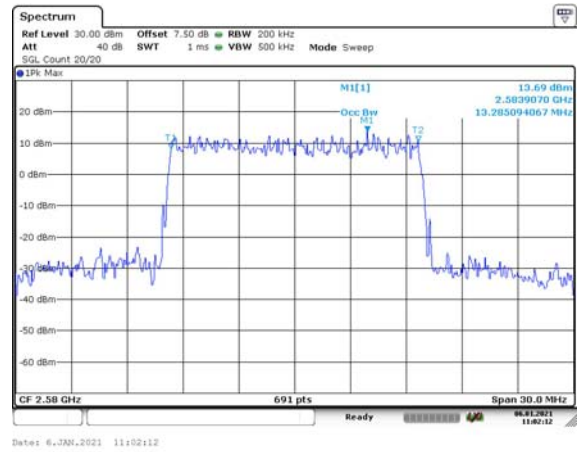


Fig.20

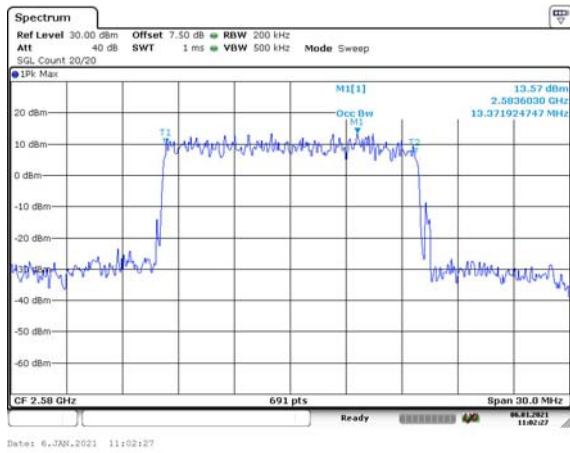


Fig.21

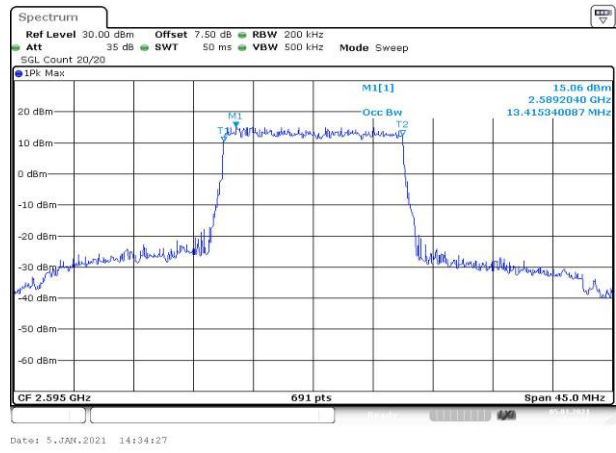


Fig.22

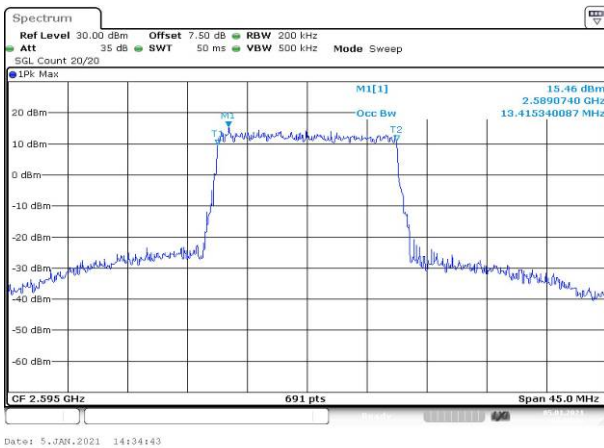


Fig.23

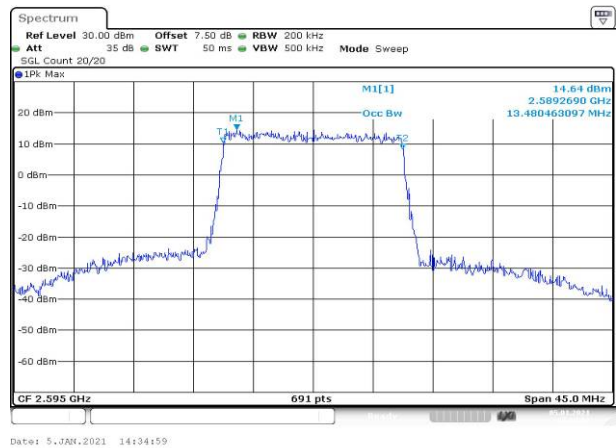


Fig.24

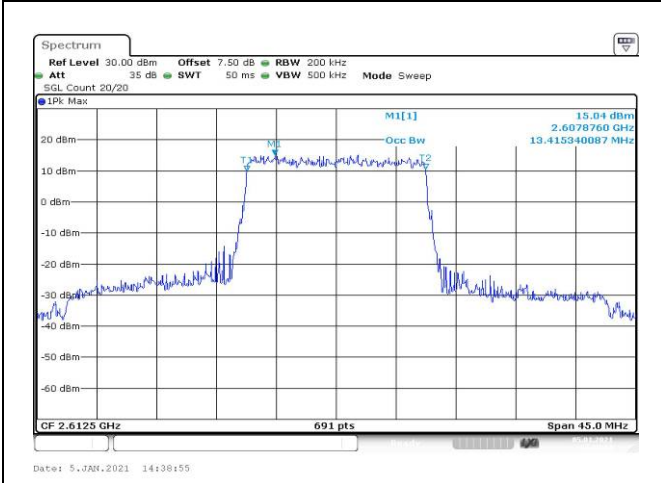


Fig.25

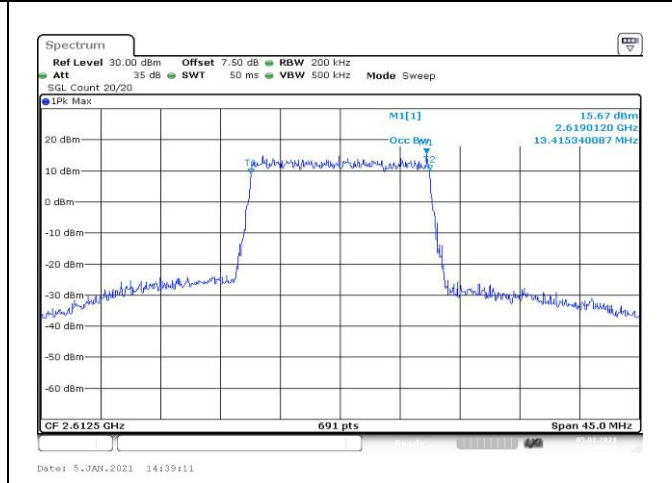


Fig.26

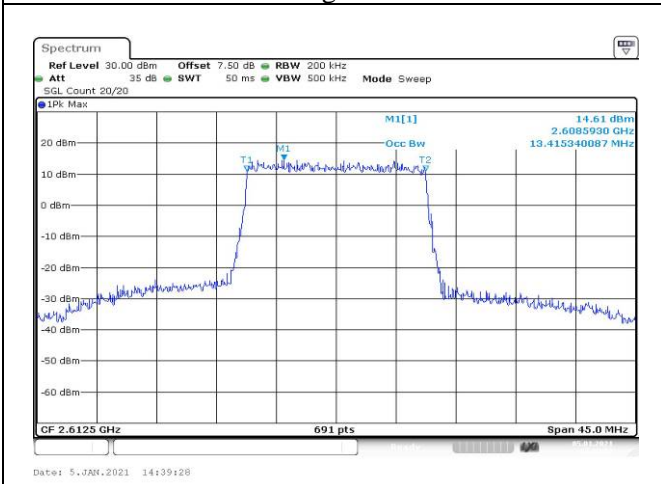


Fig.27

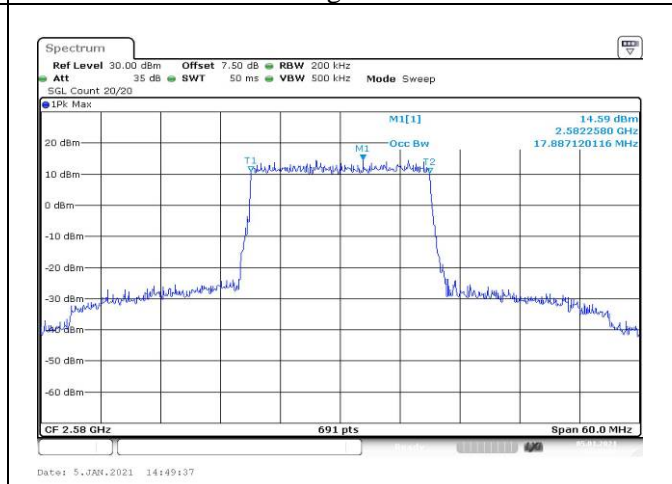


Fig.28

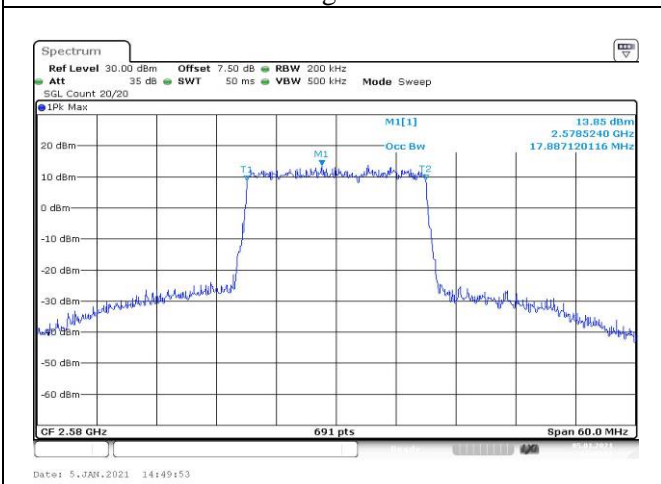


Fig.29

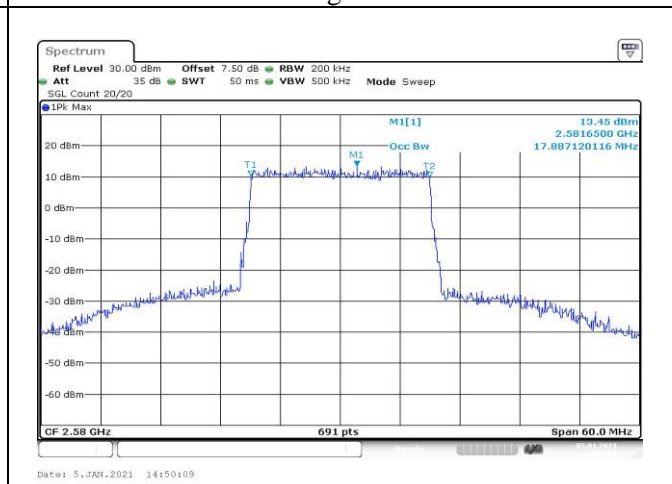


Fig.30

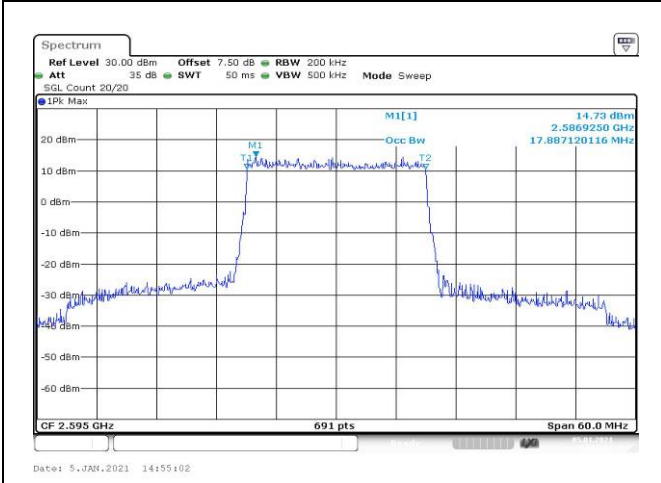


Fig.31

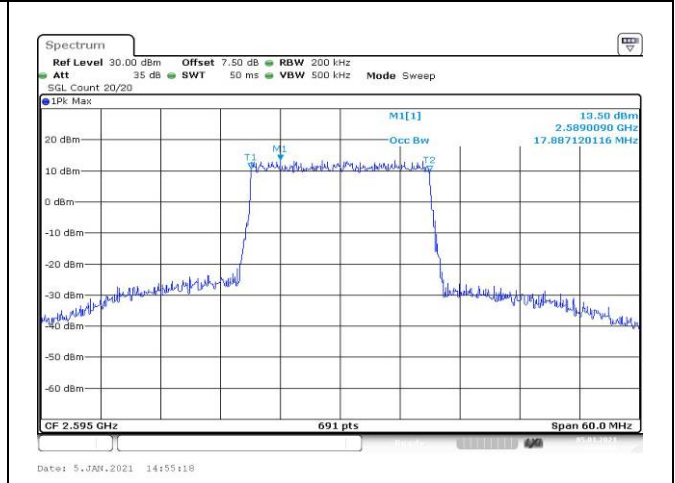


Fig.32

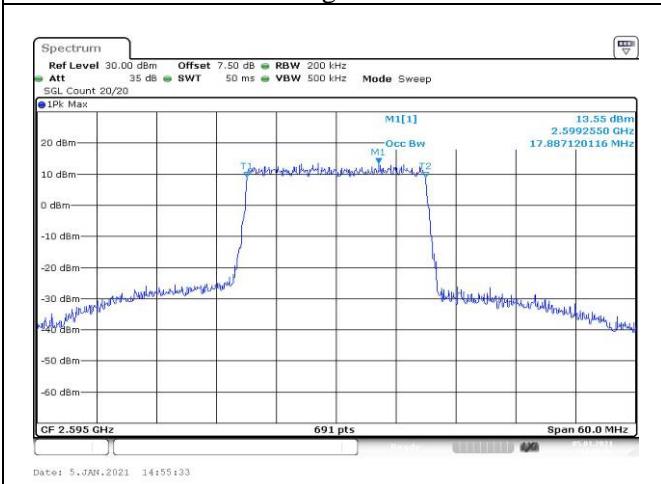


Fig.33

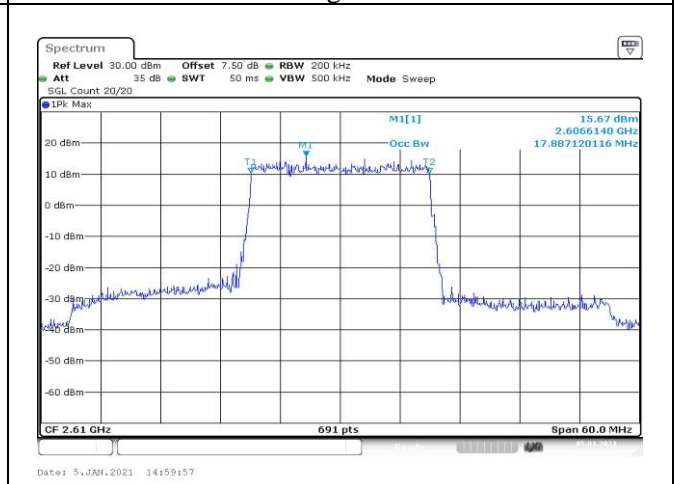


Fig.34

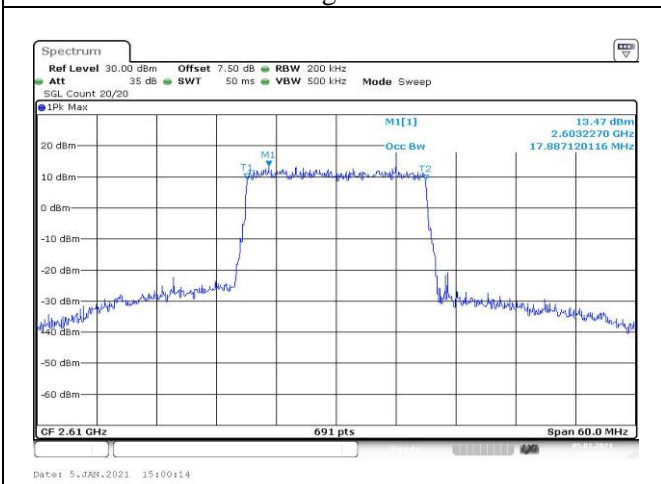


Fig.35

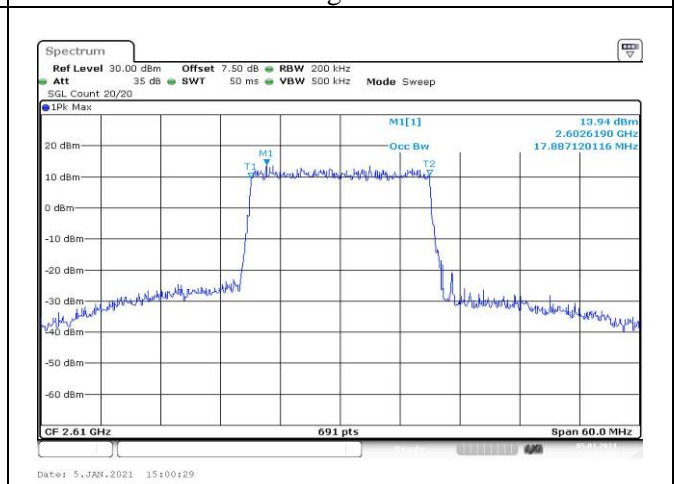


Fig.36

### 3 Emission Bandwidth

Band	Carrier frequency (MHz)	Channel	BW (MHz)	RB Size	RB Offset	Bandwidth of -26dB transmitter power (MHz)					
						QPSK		16-QAM		64-QAM	
38	2572.5	37775	5	25	0	4.819	Fig.1	4.819	Fig.2	4.841	Fig.3
	2595	38000		25	0	4.841	Fig.4	4.841	Fig.5	4.884	Fig.6
	2617.5	38225		25	0	4.863	Fig.7	4.863	Fig.8	4.863	Fig.9
	2575	37800	10	50	0	9.508	Fig.10	9.595	Fig.11	9.725	Fig.12
	2595	38000		50	0	9.638	Fig.13	9.638	Fig.14	9.638	Fig.15
	2615	38200		50	0	9.508	Fig.16	9.682	Fig.17	9.682	Fig.18
	2577.5	37825	15	75	0	13.980	Fig.19	14.023	Fig.20	13.980	Fig.21
	2595	38000		75	0	14.653	Fig.22	14.653	Fig.23	14.457	Fig.24
	2612.5	38175		75	0	14.588	Fig.25	14.457	Fig.26	14.588	Fig.27
	2580	37850	20	100	0	19.276	Fig.28	19.276	Fig.29	19.190	Fig.30
	2595	38000		100	0	19.103	Fig.31	19.276	Fig.32	19.276	Fig.33
	2610	38150		100	0	19.450	Fig.34	19.276	Fig.35	19.190	Fig.36



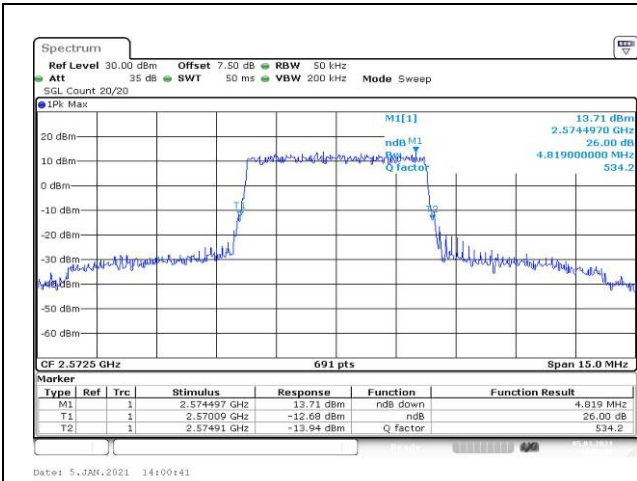


Fig.1

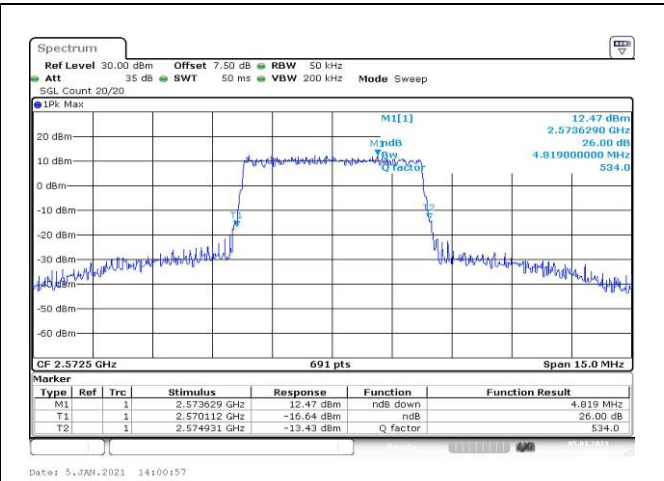


Fig.2

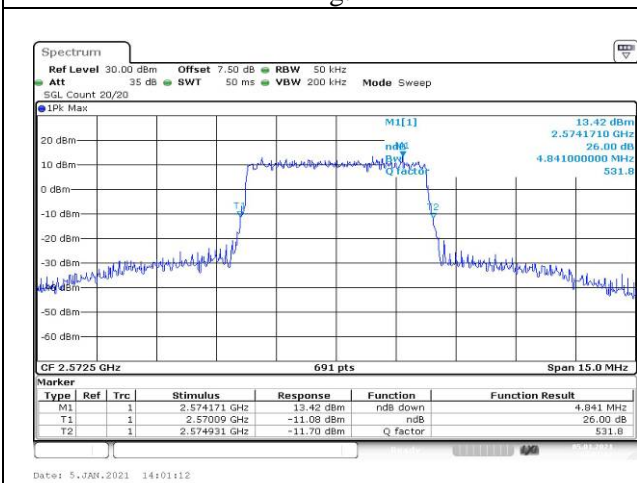


Fig.3

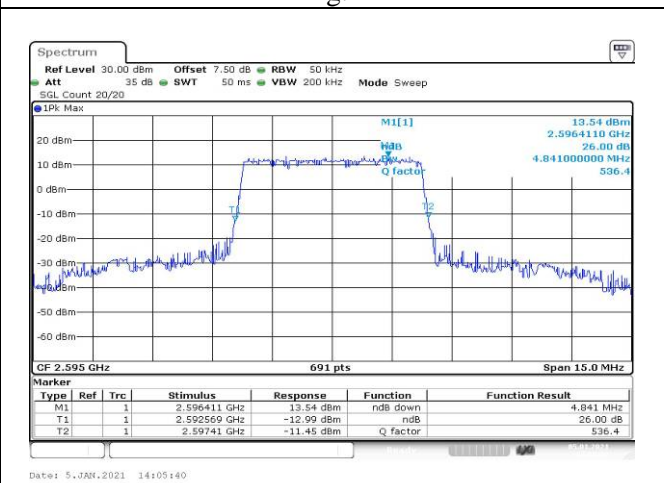


Fig.4

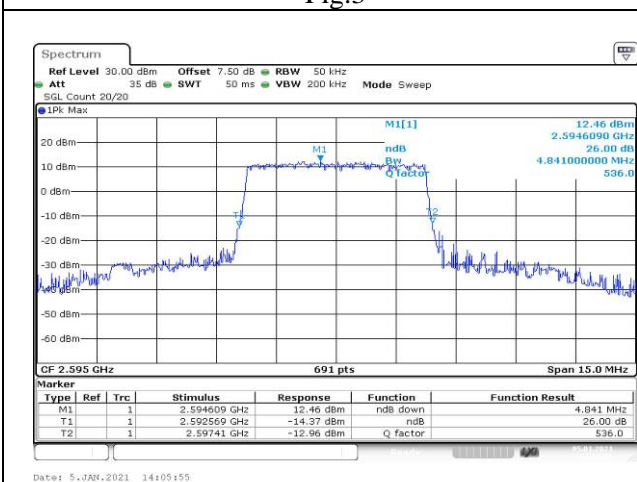


Fig.5

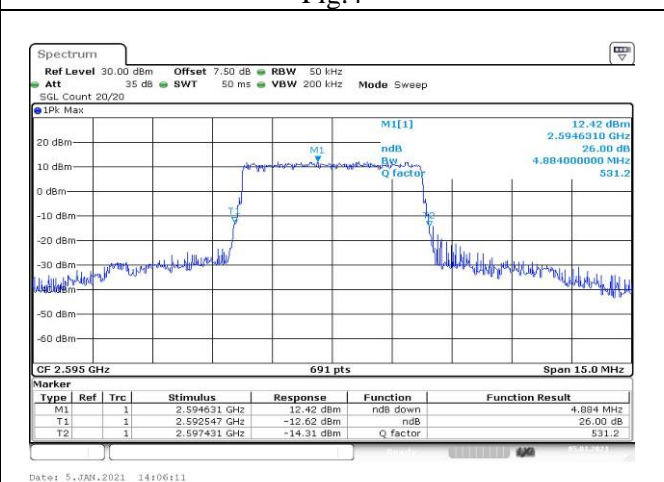


Fig.6

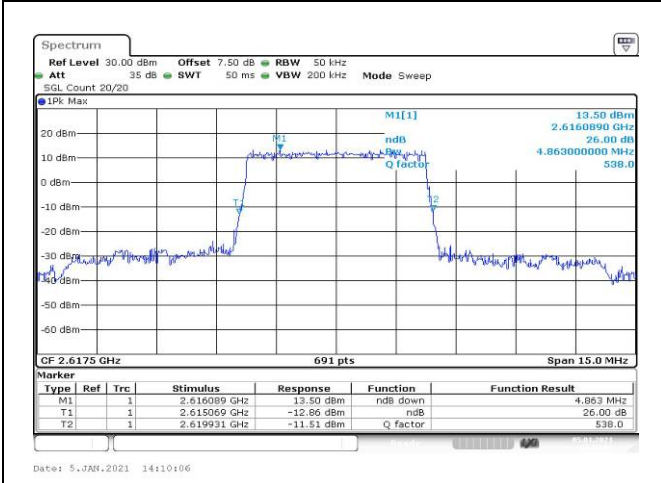


Fig.7

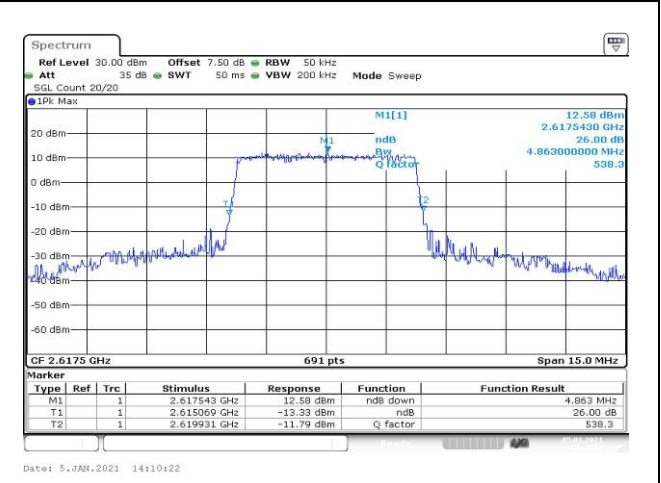


Fig.8

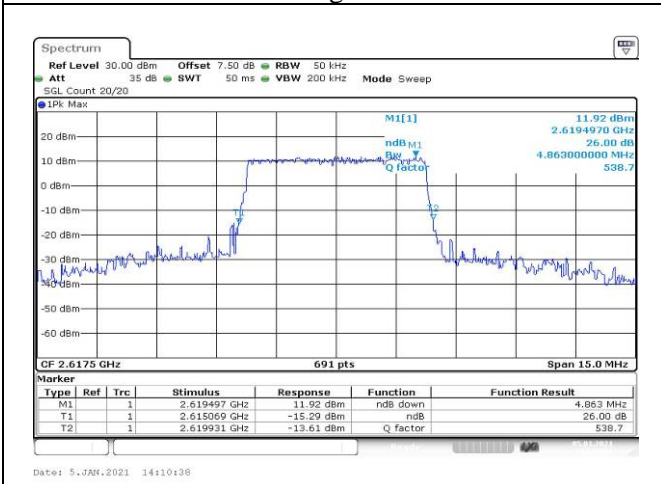


Fig.9

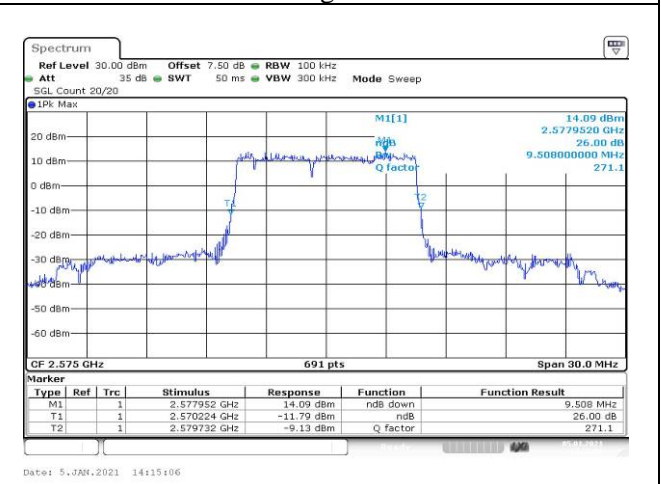


Fig.10

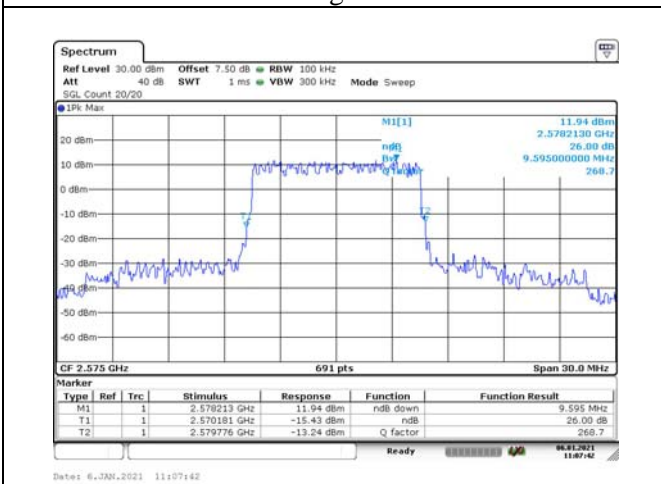


Fig.11

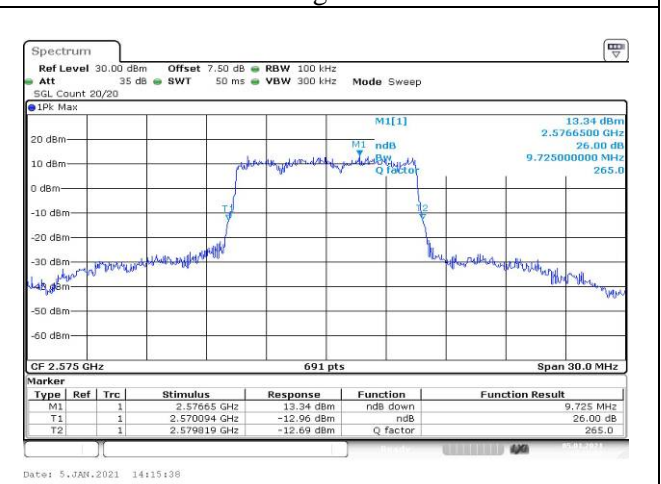


Fig.12

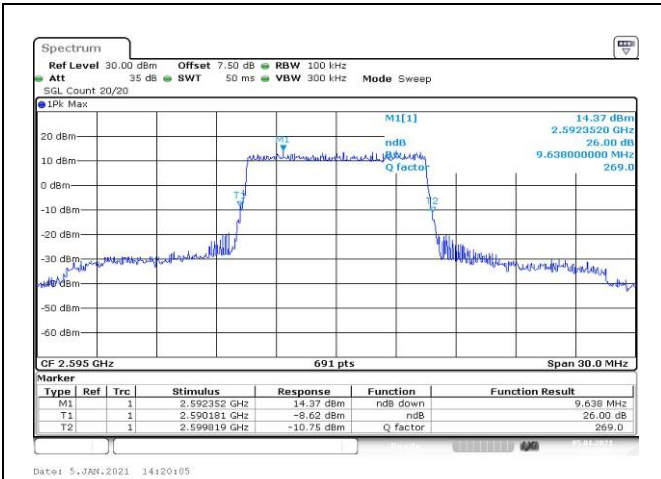


Fig.13

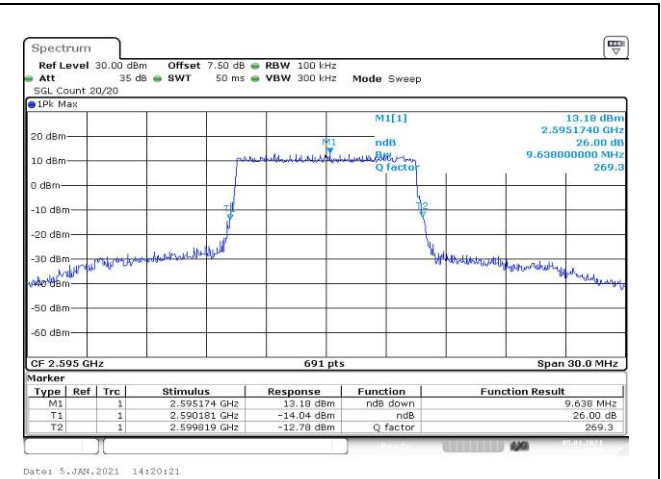


Fig.14

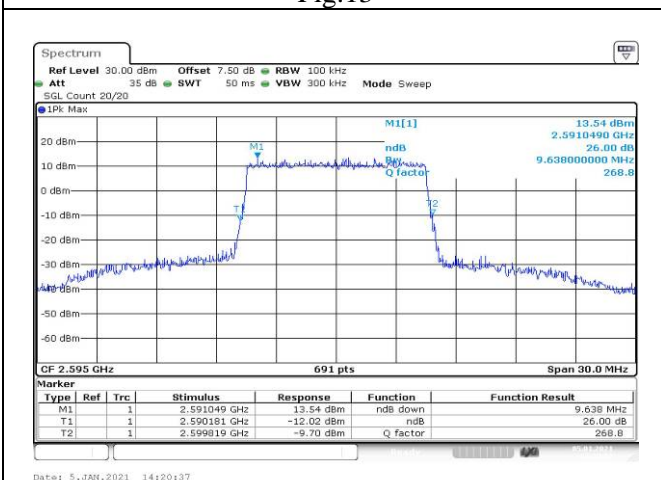


Fig.15

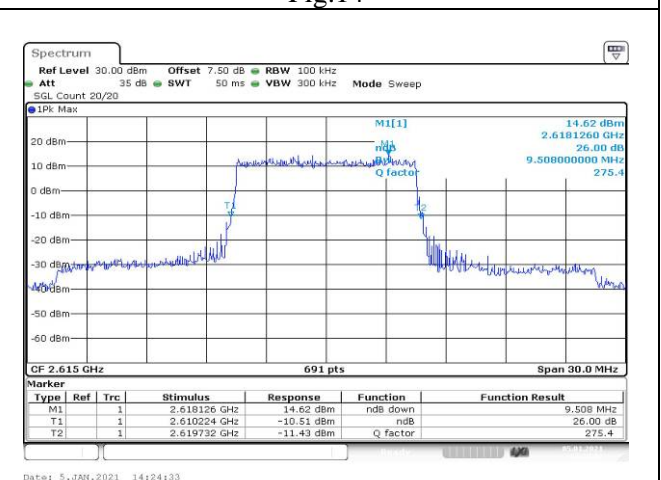


Fig.16

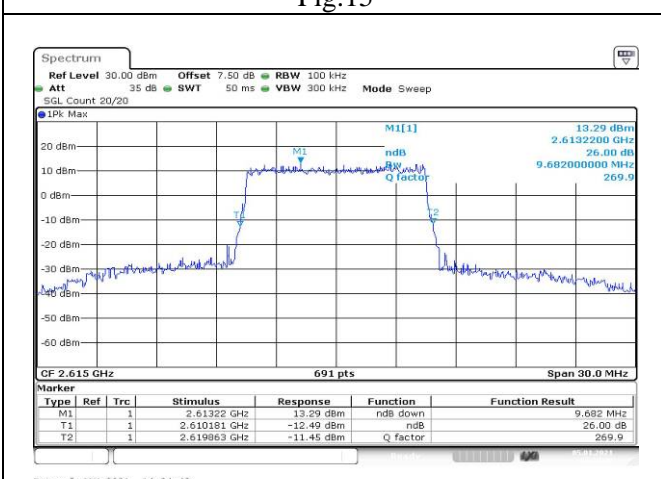


Fig.17

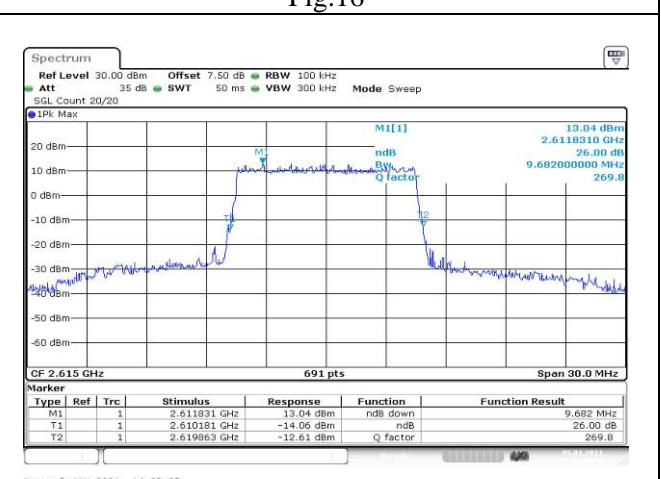


Fig.18

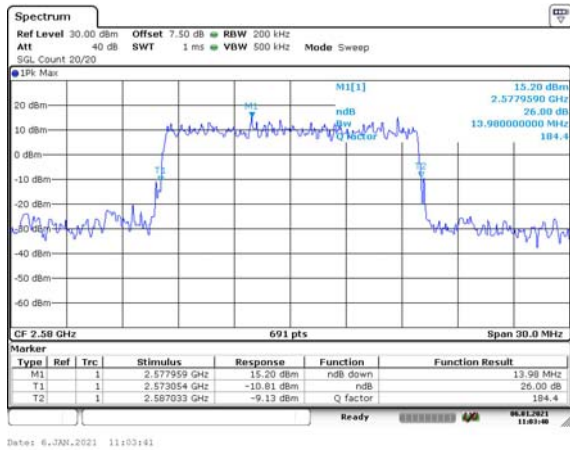


Fig.19

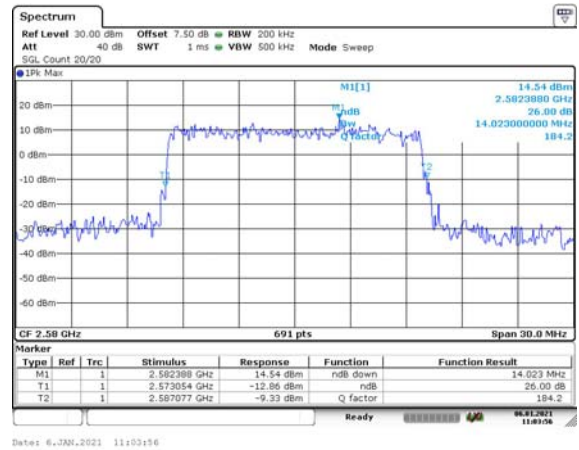


Fig.20

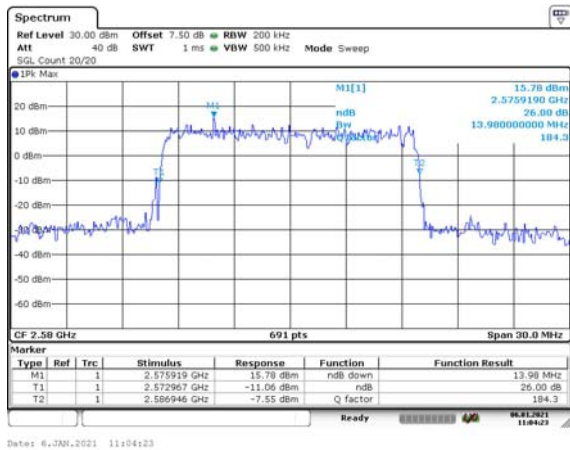


Fig.21

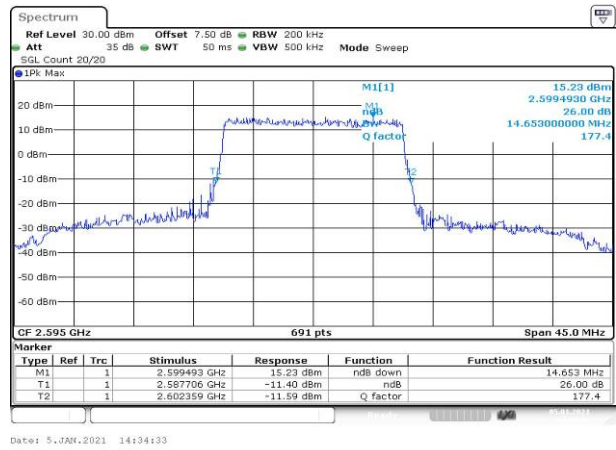


Fig.22

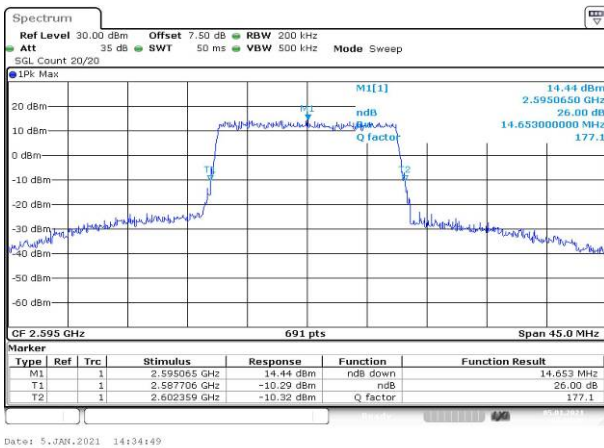


Fig.23

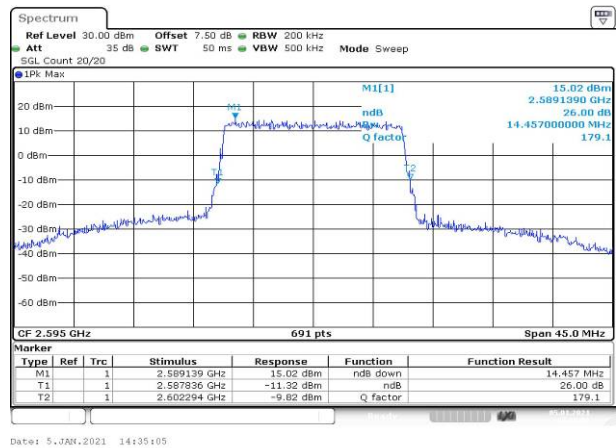


Fig.24

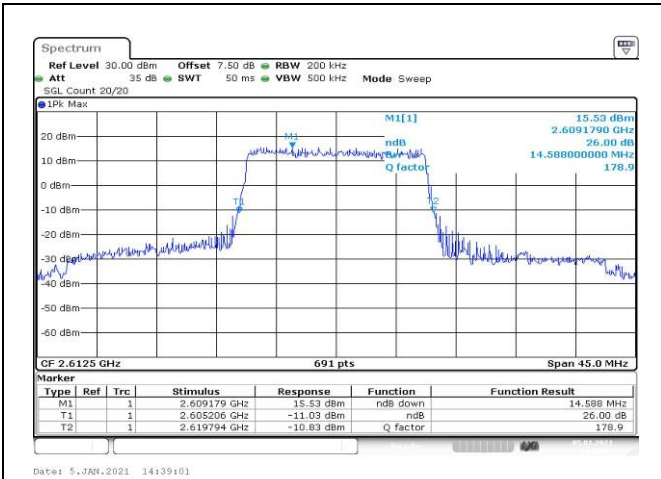


Fig.25

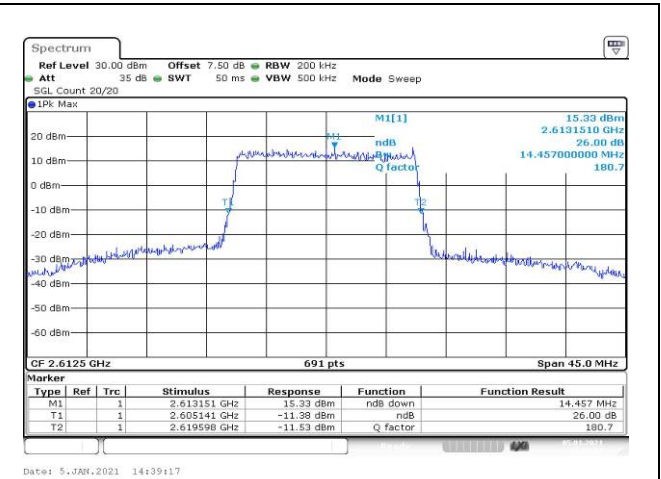


Fig.26

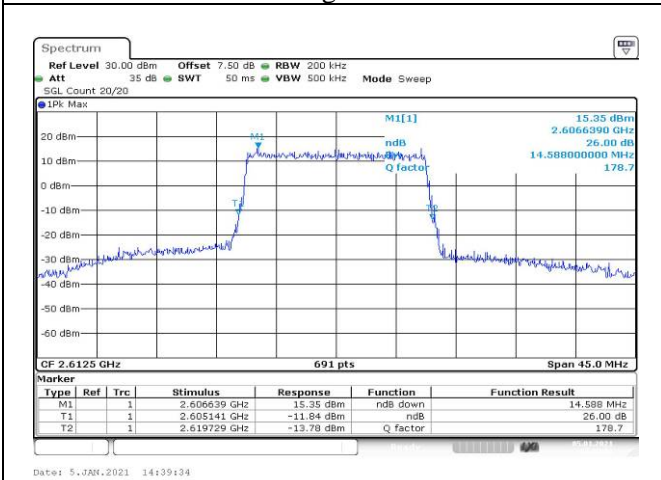


Fig.27

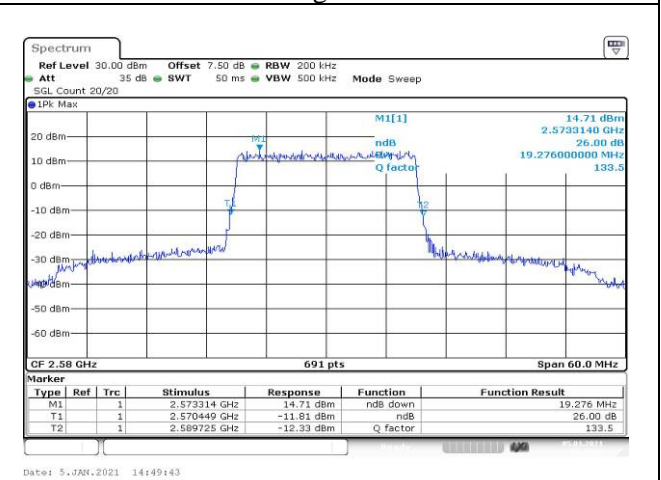


Fig.28

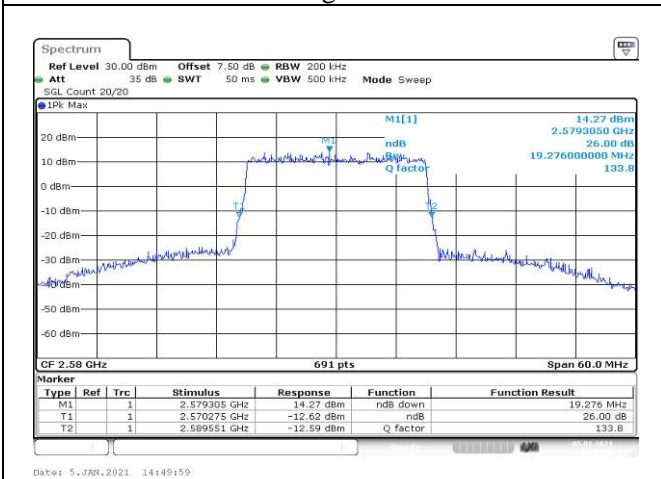


Fig.29

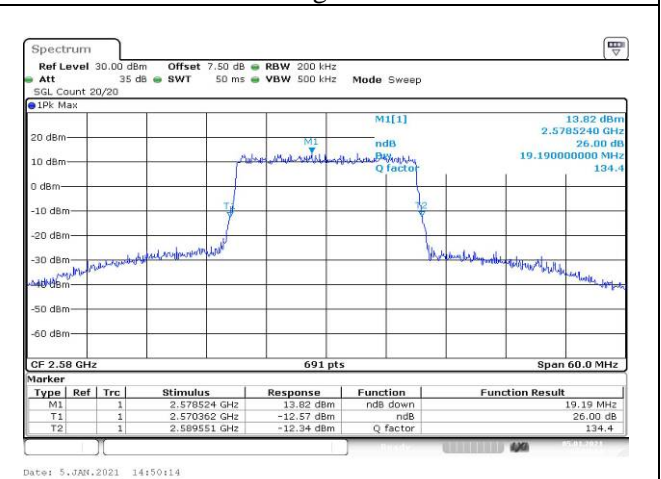


Fig.30

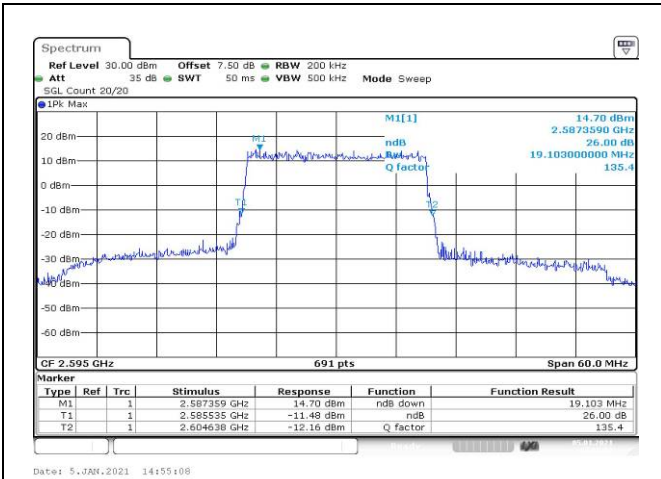


Fig.31

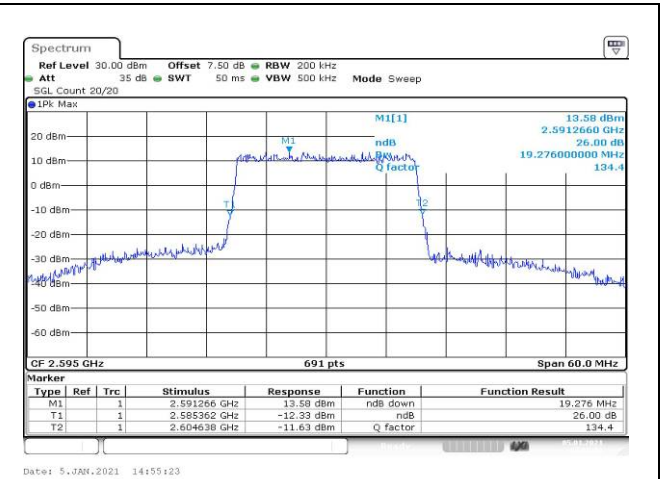


Fig.32

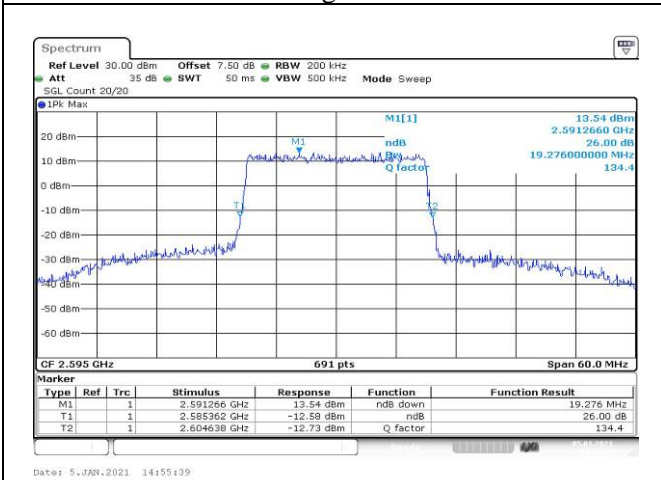


Fig.33

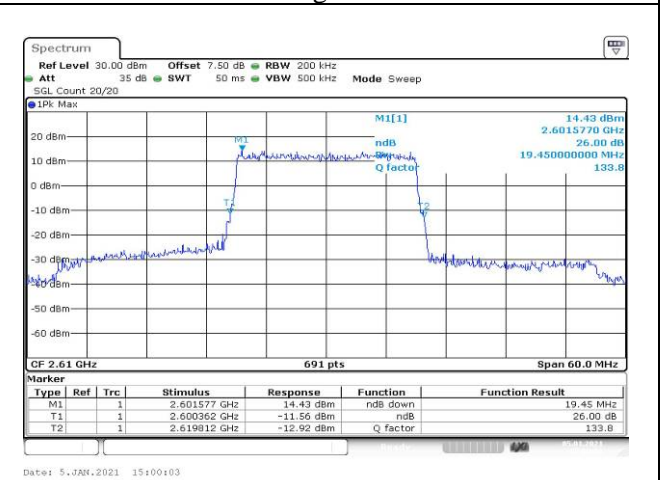


Fig.34

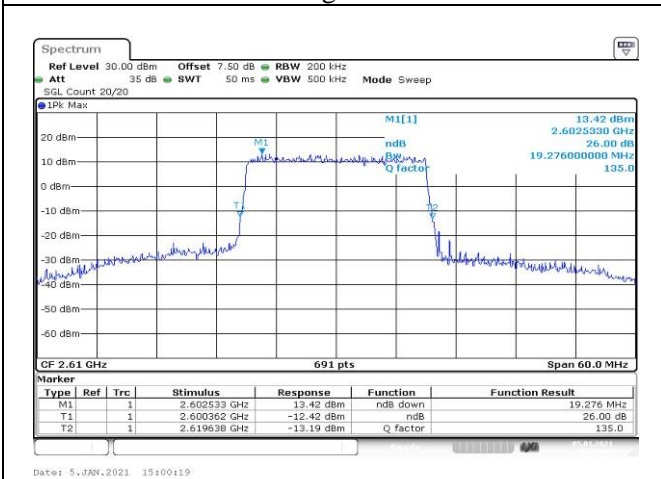


Fig.35

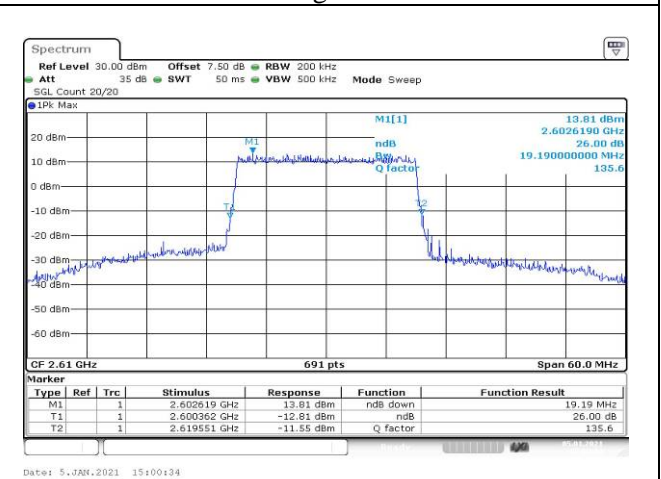


Fig.36

#### 4 Peak-Average Ratio

Band	Carrier frequency (MHz)	Channel	BW (MHz)	RB Size	RB Offset	QPSK	16-QAM	64-QAM
38	2595	38000	5	1	24	Fig.1	Fig.2	Fig.3
				25	0	Fig.4	Fig.5	Fig.6
			10	1	49	Fig.7	Fig.8	Fig.9
				50	0	Fig.10	Fig.11	Fig.12
			15	1	74	Fig.13	Fig.14	Fig.15
				75	0	Fig.16	Fig.17	Fig.18
			20	1	99	Fig.19	Fig.20	Fig.21
				100	0	Fig.22	Fig.23	Fig.24

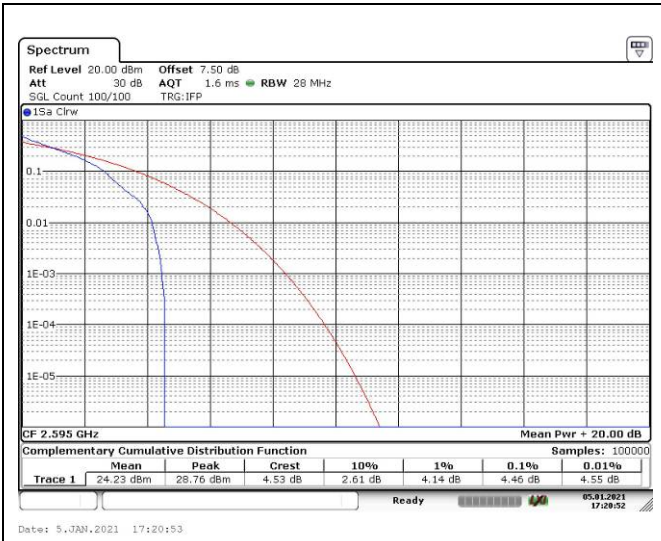


Fig.1

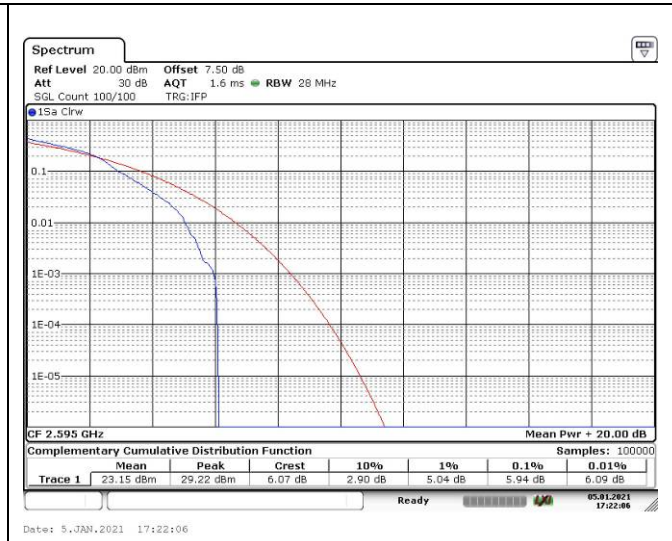


Fig.2



Fig.3

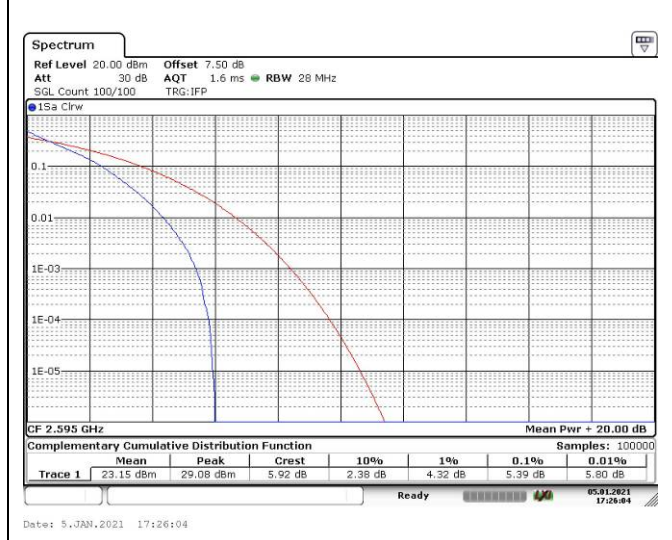


Fig.4

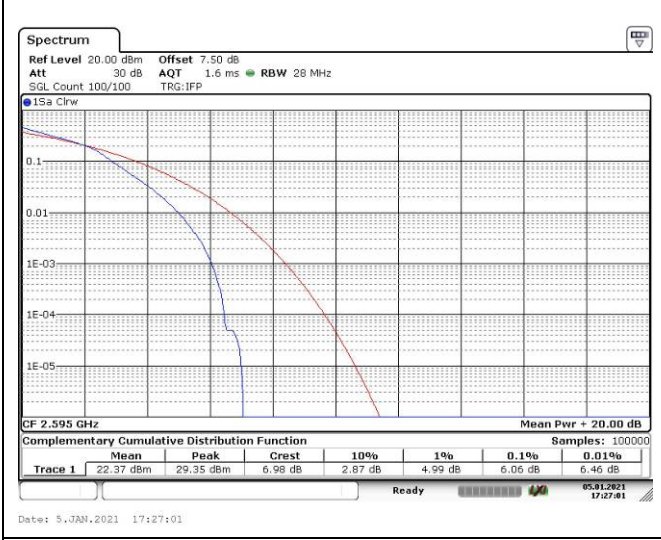


Fig.5

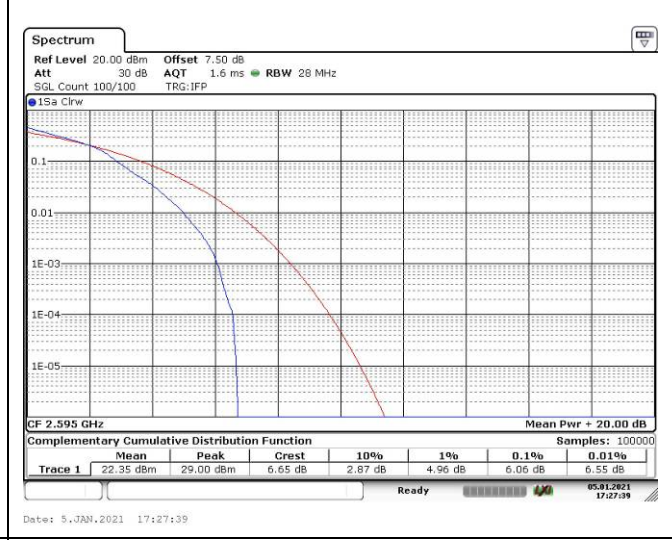


Fig.6



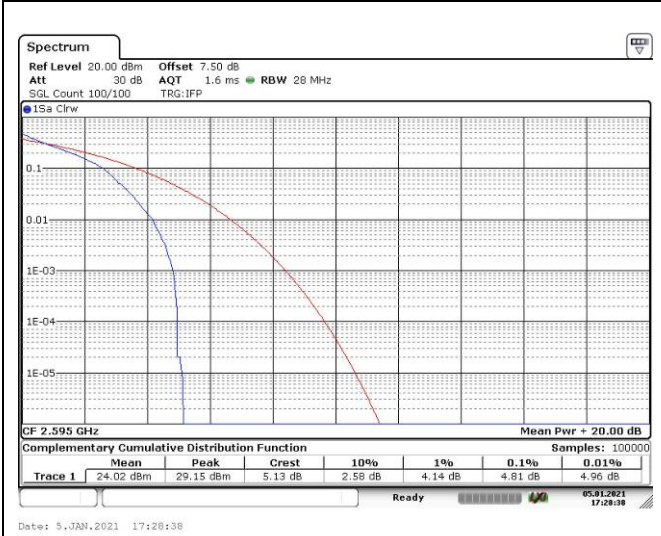


Fig.7

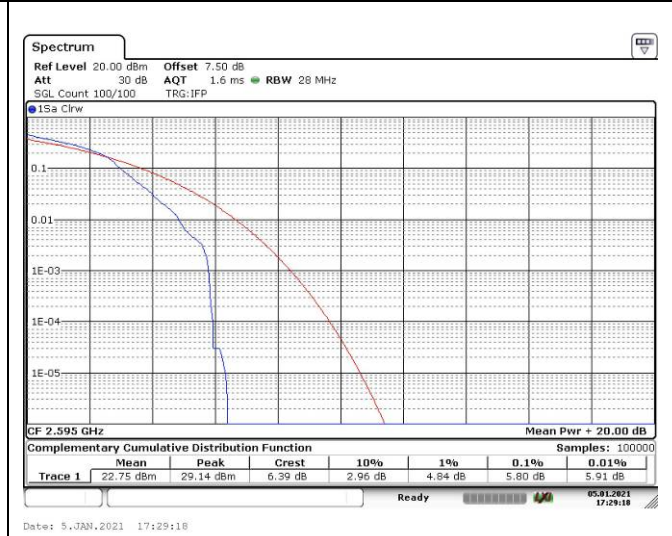


Fig.8



Fig.9

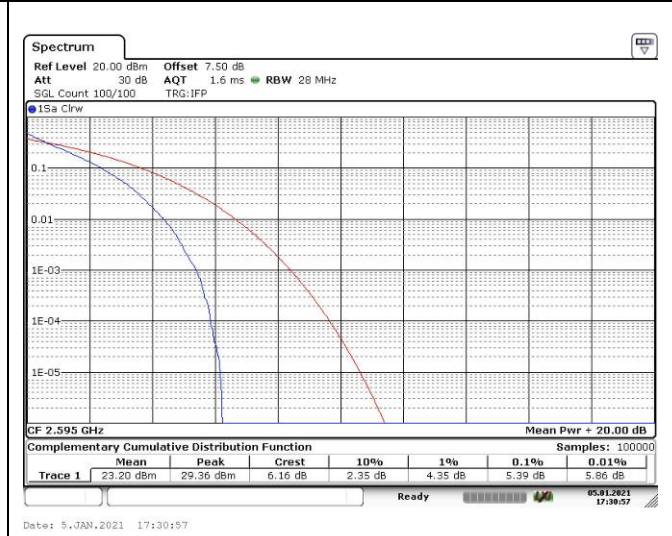


Fig.10

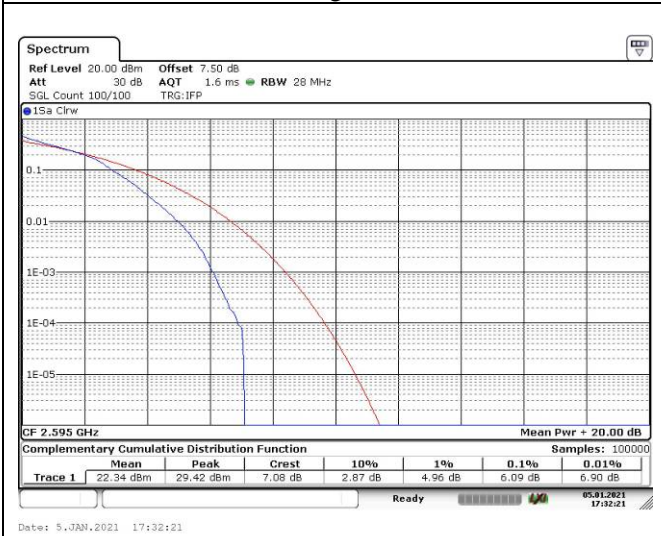


Fig.11



Fig.12

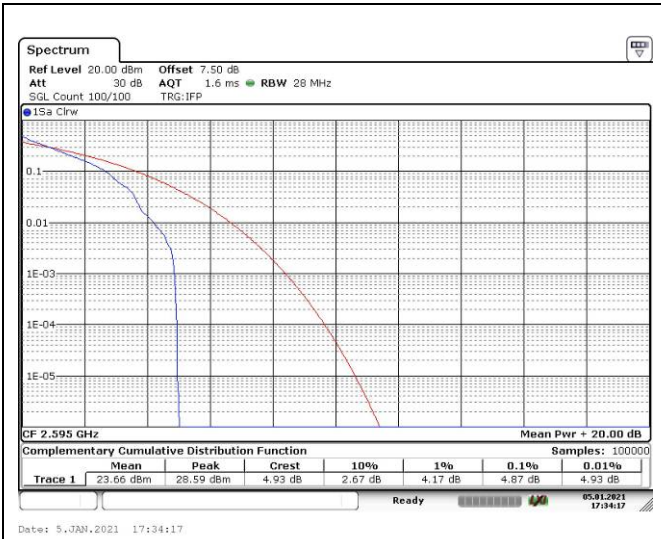


Fig. 13

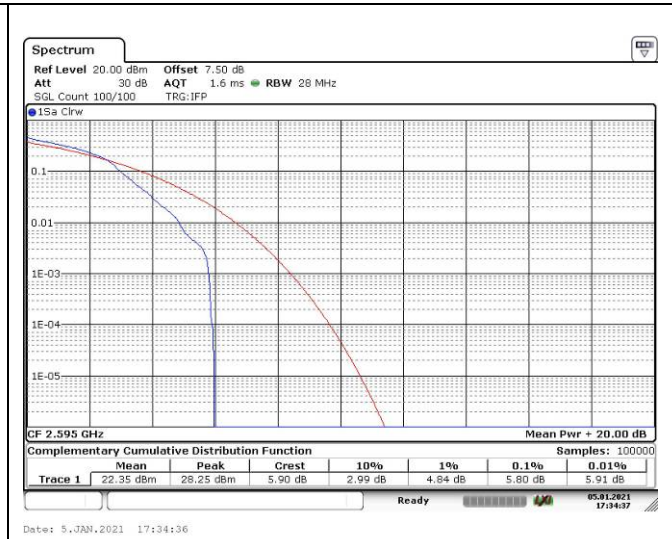


Fig. 14

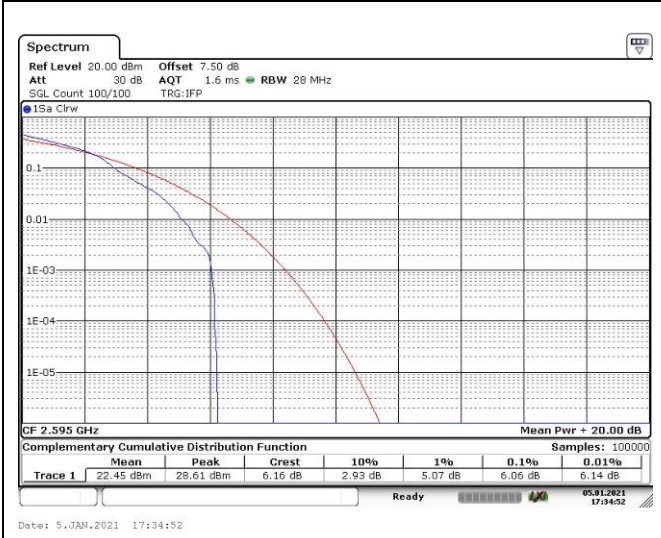


Fig. 15

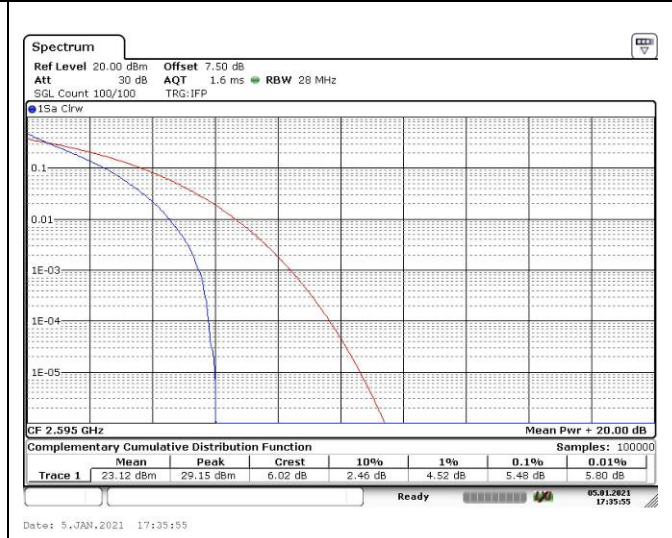


Fig. 16

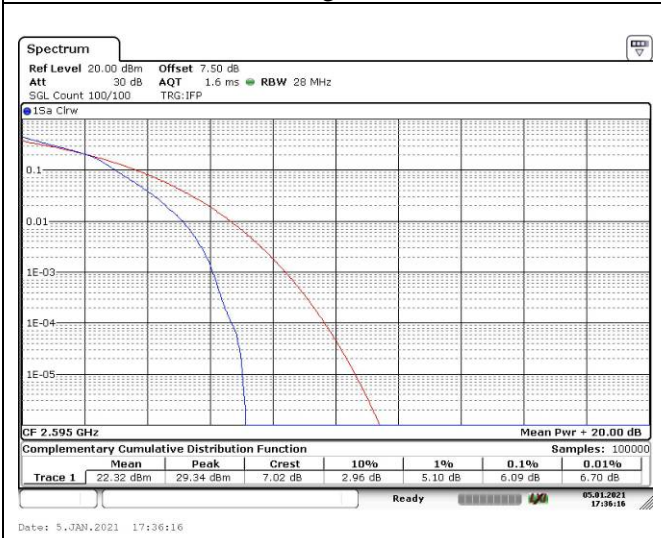


Fig. 17

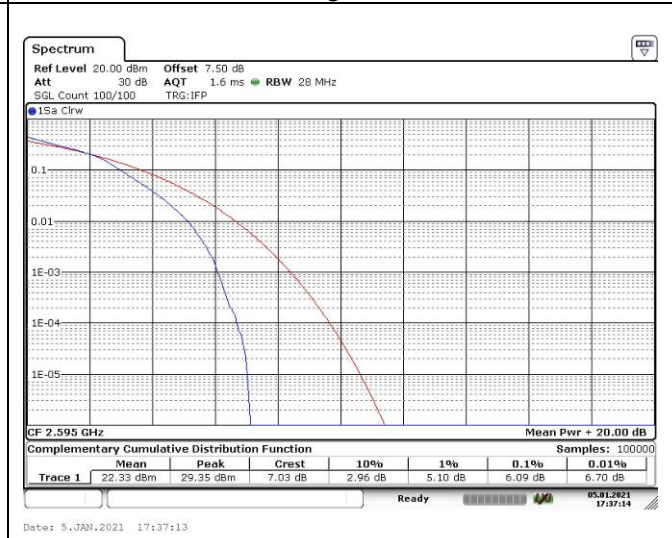


Fig. 18