

**APPENDIX A – TEST DATA OF CONDUCTED EMISSION**

**LTE Band 26(824-849)**

**1 RF Power Output**

Modulation	Carrier frequency (MHz)	UL Channel	BW	RB Size	RB Offset	Conducted power (dBm)
QPSK	824.7	26797	1.4	1	0	24.04
				1	3	24.00
				1	5	24.13
				3	0	24.14
				3	1	24.14
				3	3	24.16
	6	0		23.01		
	836.5	26915		1	0	24.19
				1	3	24.15
				1	5	24.12
				3	0	24.13
				3	1	24.10
				3	3	24.18
	848.3	27033		6	0	23.16
				1	0	24.11
				1	3	24.12
				1	5	24.10
				3	0	24.09
3			1	24.10		
16QAM	824.7	26797	3	3	24.11	
			6	0	23.07	
			1	0	23.63	
			1	3	23.68	
			1	5	23.57	
			3	0	23.15	
	836.5	26915	3	1	23.18	
			3	3	23.18	
			6	0	22.34	
			1	0	23.61	
			1	3	23.72	
			1	5	23.71	
	848.3	27033	3	0	23.11	
			3	1	23.05	
			3	3	23.10	
			6	0	22.16	
			1	0	23.97	
			1	3	24.06	
			1	5	24.01	
			3	0	23.02	
			3	1	23.09	
			3	3	23.07	
			6	0	22.44	

Modulation	Carrier frequency (MHz)	UL Channel	BW	RB Size	RB Offset	Conducted power (dBm)
64QAM	824.7	26797	1.4	1	0	22.34
				1	3	22.34
				1	5	22.36
				3	0	22.31
				3	1	22.31
				3	3	22.34
	6	0		22.30		
	836.5	26915		1	0	22.16
				1	3	22.16
				1	5	22.16
				3	0	22.15
				3	1	22.16
				3	3	22.15
	6	0		22.15		
	848.3	27033		1	0	22.44
				1	3	22.44
				1	5	22.43
				3	0	22.42
				3	1	22.42
				3	3	22.41
	6	0		22.41		

Modulation	Carrier frequency (MHz)	UL Channel	BW	RB Size	RB Offset	Conducted power (dBm)
QPSK	825.5	26805	3	1	0	24.00
				1	8	23.99
				1	14	23.98
				8	0	23.10
				8	4	23.12
				8	7	23.11
	15	0		23.11		
	836.5	26915		1	0	24.24
				1	8	24.19
				1	14	24.18
				8	0	23.19
				8	4	23.09
				8	7	23.07
	15	0		23.17		
	847.5	27025		1	0	24.35
1			8	24.43		
1			14	24.45		
8			0	23.37		
8			4	23.25		
8			7	23.25		
15	0	23.24				
16QAM	825.5	26805	1	0	23.10	
			1	8	23.11	
			1	14	23.11	
			8	0	22.38	
			8	4	22.29	
			8	7	22.52	
	15	0	22.17			
	836.5	26915	1	0	23.42	
			1	8	23.35	
			1	14	23.29	
			8	0	22.27	
			8	4	22.19	
			8	7	22.24	
	15	0	22.24			
	847.5	27025	1	0	22.95	
1			8	22.87		
1			14	22.98		
8			0	22.41		
8			4	22.43		
8			7	22.39		
15	0	22.32				

Modulation	Carrier frequency (MHz)	UL Channel	BW	RB Size	RB Offset	Conducted power (dBm)
64QAM	825.5	26805	3	1	0	22.17
				1	8	22.22
				1	14	22.17
				8	0	22.17
				8	4	22.17
				8	7	22.17
				15	0	22.17
	836.5	26915		1	0	22.31
				1	8	22.19
				1	14	22.28
				8	0	22.28
				8	4	22.20
				8	7	22.24
				15	0	22.24
	847.5	27025		1	0	22.22
				1	8	22.25
				1	14	22.18
				8	0	22.33
				8	4	22.19
				8	7	22.26
				15	0	22.18

Modulation	Carrier frequency (MHz)	UL Channel	BW	RB Size	RB Offset	Conducted power (dBm)
QPSK	826.5	26815	5	1	0	24.11
				1	12	24.10
				1	24	24.09
				12	0	23.04
				12	7	23.12
				12	13	23.17
	25	0		23.09		
	836.5	26915		1	0	24.27
				1	12	24.19
				1	24	24.24
				12	0	23.22
				12	7	23.24
				12	13	23.24
	846.5	27015		25	0	23.11
				1	0	24.17
				1	12	24.17
				1	24	24.15
				12	0	23.39
12			7	23.37		
16QAM	826.5	26815	12	13	23.37	
			25	0	23.29	
			1	0	22.26	
			1	12	22.28	
			1	24	22.35	
			12	0	22.17	
	836.5	26915	12	7	22.14	
			12	13	22.22	
			25	0	22.35	
			1	0	23.19	
			1	12	23.32	
			1	24	23.32	
	846.5	27015	12	0	22.10	
			12	7	22.10	
			12	13	22.10	
			25	0	22.15	
			1	0	22.90	
			1	12	22.85	
1	24	22.84				
12	0	22.08				
12	7	22.03				
12	13	22.19				
25	0	22.12				

Modulation	Carrier frequency (MHz)	UL Channel	BW	RB Size	RB Offset	Conducted power (dBm)
64QAM	826.5	26815	5	1	0	22.35
				1	12	22.34
				1	24	22.23
				12	0	22.35
				12	7	22.23
				12	13	22.35
				25	0	22.23
	836.5	26915		1	0	22.15
				1	12	22.16
				1	24	22.16
				12	0	22.16
				12	7	22.16
				12	13	22.16
				25	0	22.15
	846.5	27015		1	0	22.12
				1	12	22.13
				1	24	22.13
				12	0	22.13
				12	7	22.35
				12	13	22.35
				25	0	22.35

Modulation	Carrier frequency (MHz)	UL Channel	BW	RB Size	RB Offset	Conducted power (dBm)
QPSK	829	26840	10	1	0	23.99
				1	25	24.14
				1	49	24.14
				25	0	22.99
				25	12	23.12
				25	25	23.07
	836.5	26915		50	0	23.12
				1	0	24.17
				1	25	24.37
				1	49	24.51
				25	0	23.11
				25	12	23.15
	844	26990		25	25	23.15
				50	0	23.13
				1	0	24.06
				1	25	24.29
				1	49	24.26
				25	0	23.20
16QAM	829	26840	25	12	23.28	
			25	25	23.28	
			50	0	23.22	
			1	0	23.54	
			1	25	23.45	
			1	49	23.46	
	836.5	26915	25	0	22.23	
			25	12	22.25	
			25	25	21.98	
			50	0	22.14	
			1	0	23.82	
			1	25	24.03	
	844	26990	1	49	23.88	
			25	0	22.13	
			25	12	22.29	
			25	25	22.28	
			50	0	22.27	
			1	0	22.80	
			1	25	22.72	
			1	49	22.82	
			25	0	22.38	
			25	12	22.32	
			25	25	22.47	
			50	0	22.19	

Modulation	Carrier frequency (MHz)	UL Channel	BW	RB Size	RB Offset	Conducted power (dBm)
64QAM	829	26840	10	1	0	22.14
				1	25	22.14
				1	49	22.14
				25	0	22.14
				25	12	22.14
				25	25	22.14
	836.5	26915		50	0	22.14
				1	0	22.16
				1	25	22.27
				1	49	22.16
				25	0	22.27
				25	12	22.28
	844	26990		25	25	22.16
				50	0	22.16
				1	0	22.19
				1	25	22.19
				1	49	22.19
				25	0	22.19
				25	12	22.20
				25	25	22.19
				50	0	22.20



Modulation	Carrier frequency (MHz)	UL Channel	BW	RB Size	RB Offset	Conducted power (dBm)
QPSK	831.5	26865	15	1	0	23.94
				1	37	24.12
				1	74	24.05
				36	0	23.01
				36	29	23.21
				36	30	23.20
	836.5	26915		75	0	23.35
				1	0	24.34
				1	37	24.41
				1	74	24.30
				36	0	23.16
				36	29	23.21
	841.5	26965		36	30	23.21
				75	0	23.08
				1	0	24.04
				1	37	24.09
				1	74	24.16
				36	0	23.27
16QAM	831.5	26865	36	29	23.30	
			36	30	23.30	
			75	0	23.16	
			1	0	23.22	
			1	37	23.38	
			1	74	23.28	
	836.5	26915	36	0	22.19	
			36	29	22.24	
			36	30	22.23	
			75	0	22.23	
			1	0	23.83	
			1	37	23.81	
	841.5	26965	1	74	23.81	
			36	0	22.11	
			36	29	22.23	
			36	30	22.23	
			75	0	22.23	
			1	0	23.29	
			1	37	23.49	
			1	74	23.49	
			36	0	22.23	
			36	29	22.18	
			36	30	22.40	
			75	0	22.24	

Modulation	Carrier frequency (MHz)	UL Channel	BW	RB Size	RB Offset	Conducted power (dBm)
64QAM	831.5	26865	15	1	0	22.23
				1	37	22.23
				1	74	22.10
				36	0	22.19
				36	29	22.10
				36	30	22.14
				75	0	22.19
	836.5	26915		1	0	22.23
				1	37	22.23
				1	74	22.23
				36	0	22.23
				36	29	22.23
				36	30	22.23
				75	0	22.23
	841.5	26965		1	0	22.24
				1	37	22.24
				1	74	22.24
				36	0	22.25
				36	29	22.25
				36	30	22.25
				75	0	22.25

## 2 Occupied Bandwidth

Band	Carrier frequency (MHz)	Channel	BW (MHz)	RB Size	RB Offset	Bandwidth of 99% Power (MHz)					
						QPSK		16-QAM		64-QAM	
26	824.7	26797	1.4	6	0	1.088	Fig.1	1.094	Fig.2	1.094	Fig.3
	836.5	26915		6	0	1.082	Fig.4	1.082	Fig.5	1.082	Fig.6
	848.3	27033		6	0	1.082	Fig.7	1.082	Fig.8	1.082	Fig.9
	825.5	26805	3	15	0	2.683	Fig.10	2.683	Fig.11	2.683	Fig.12
	836.5	26915		15	0	2.683	Fig.13	2.683	Fig.14	2.683	Fig.15
	847.5	27025		15	0	2.683	Fig.16	2.696	Fig.17	2.683	Fig.18
	826.5	26815	5	25	0	4.472	Fig.19	4.472	Fig.20	4.472	Fig.21
	836.5	26915		25	0	4.472	Fig.22	4.472	Fig.23	4.472	Fig.24
	846.5	27015		25	0	4.472	Fig.25	4.472	Fig.26	4.472	Fig.27
	829	26840	10	50	0	8.944	Fig.28	8.944	Fig.29	8.944	Fig.30
	836.5	26915		50	0	8.944	Fig.31	8.944	Fig.32	8.944	Fig.33
	844	26990		50	0	8.944	Fig.34	8.944	Fig.35	8.944	Fig.36
	831.5	26865	15	75	0	13.415	Fig.37	13.415	Fig.38	13.415	Fig.39
	836.5	26915		75	0	13.415	Fig.40	13.415	Fig.41	13.415	Fig.42
	841.5	26965		75	0	13.480	Fig.43	13.415	Fig.44	13.415	Fig.45

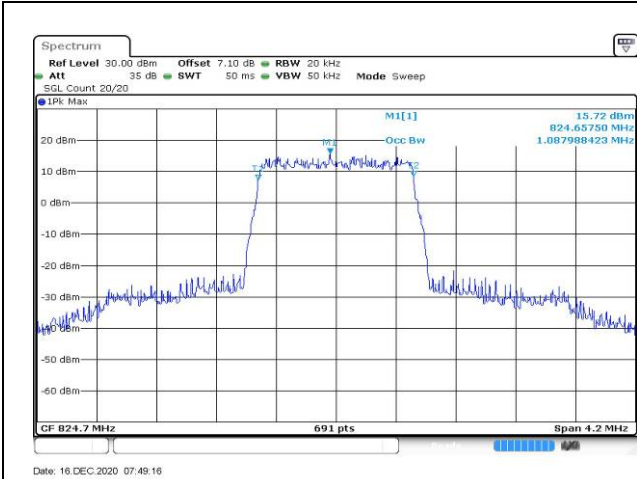


Fig.1

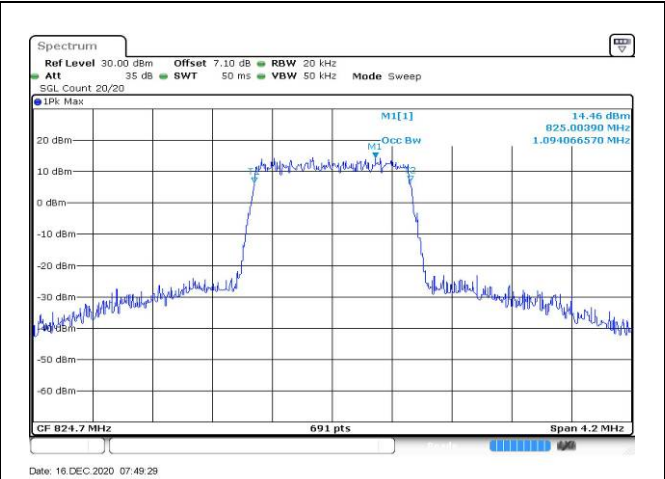


Fig.2

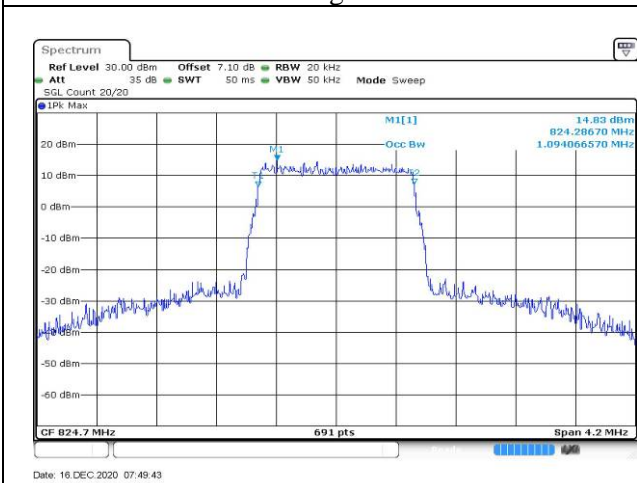


Fig.3

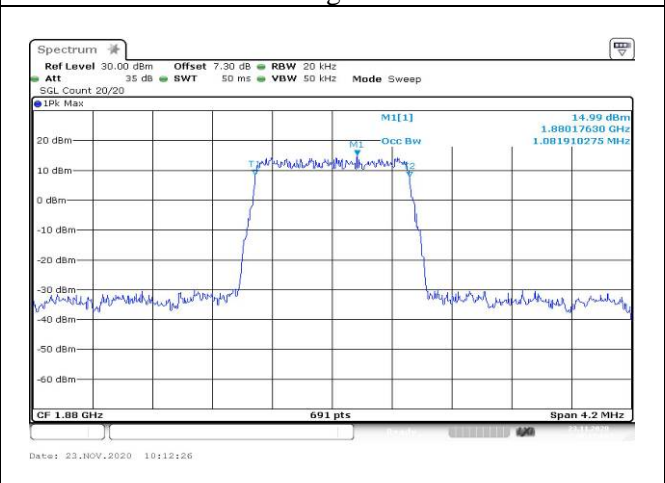


Fig.4

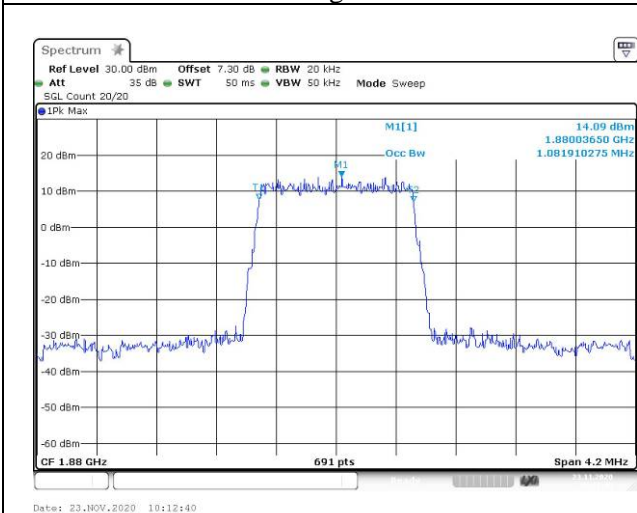


Fig.5

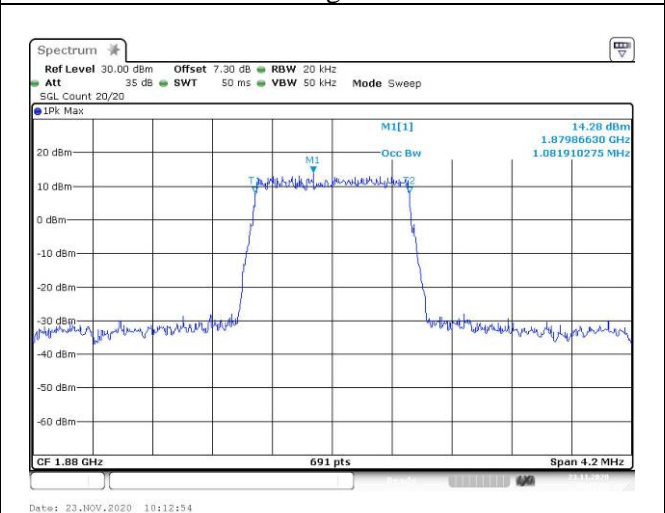


Fig.6

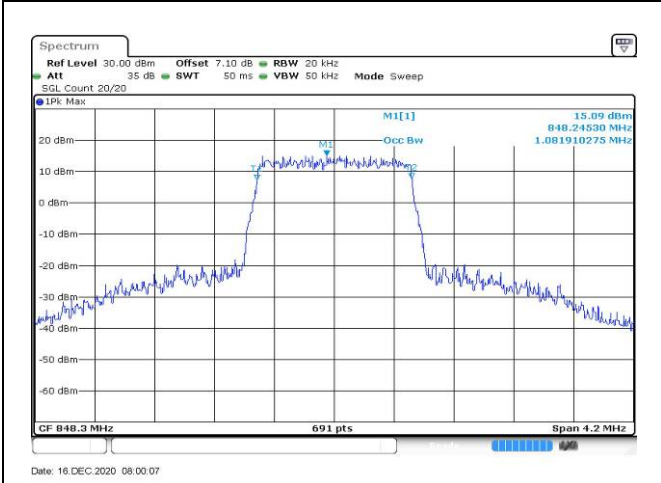


Fig.7

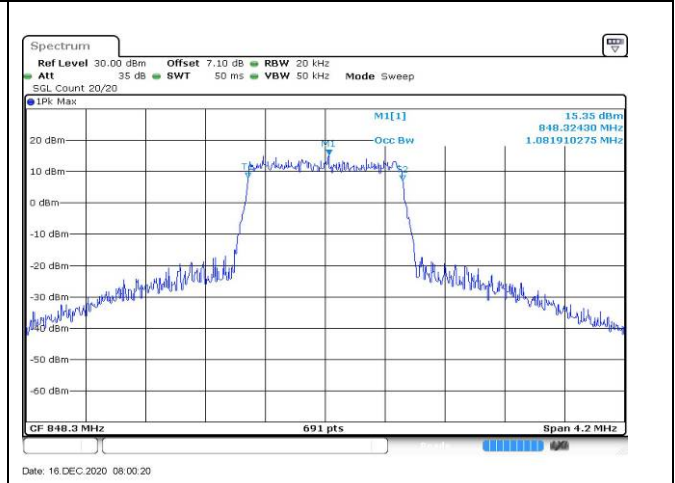


Fig.8

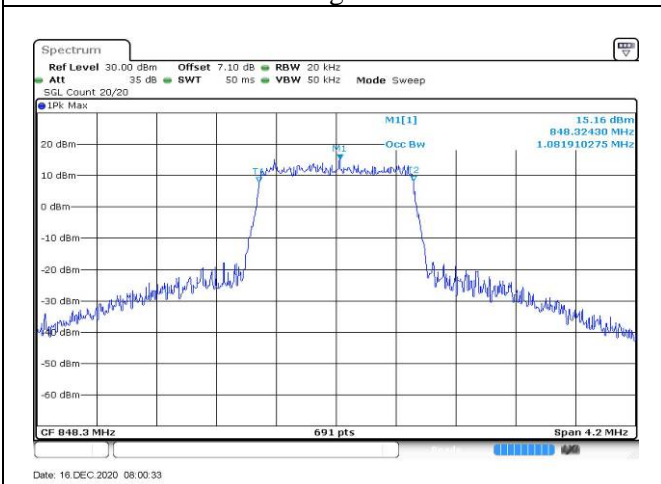


Fig.9

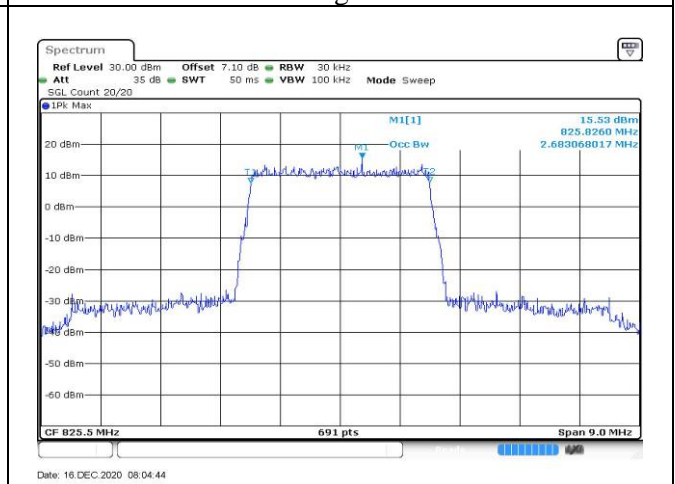


Fig.10

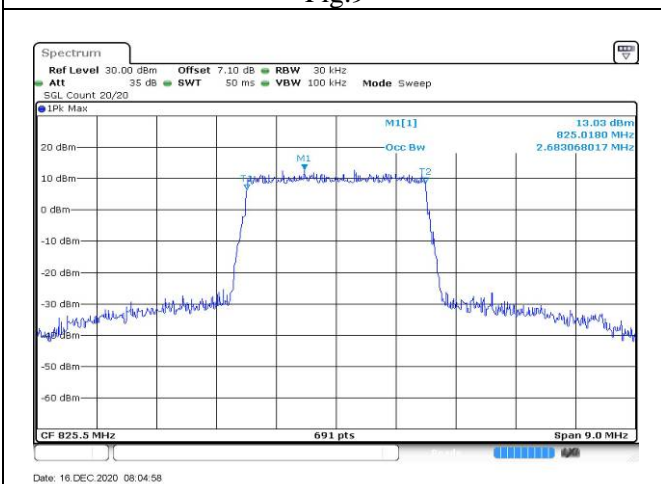


Fig.11

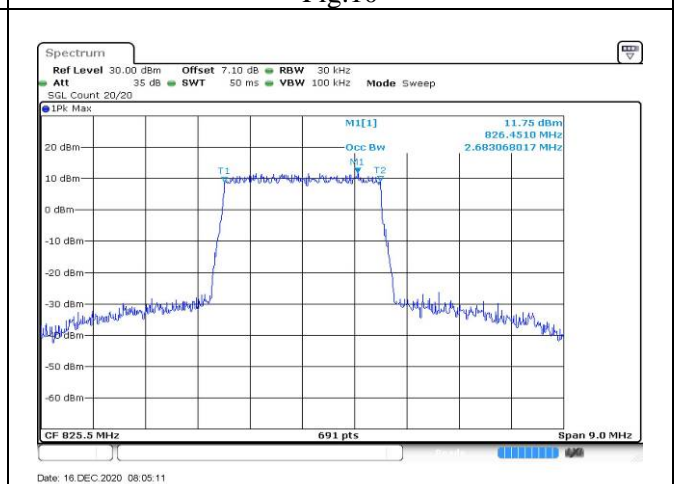


Fig.12

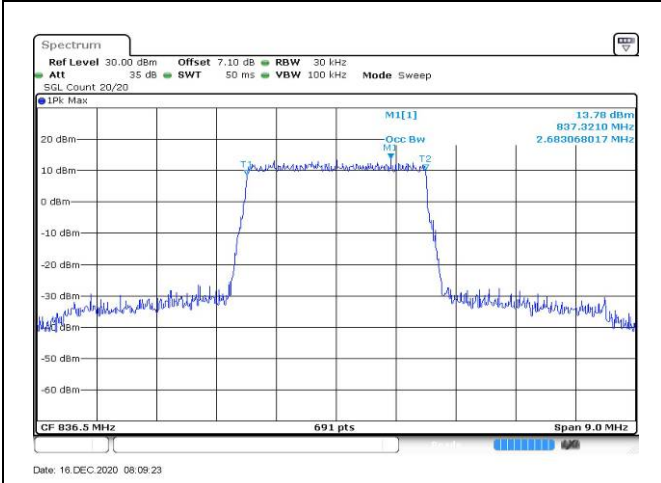


Fig.13

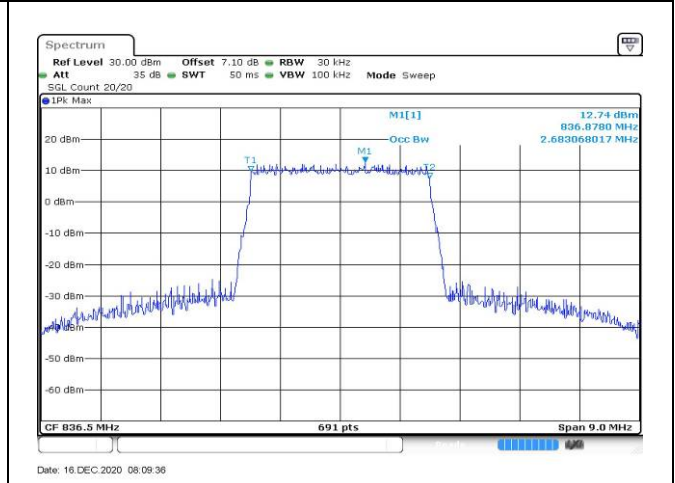


Fig.14

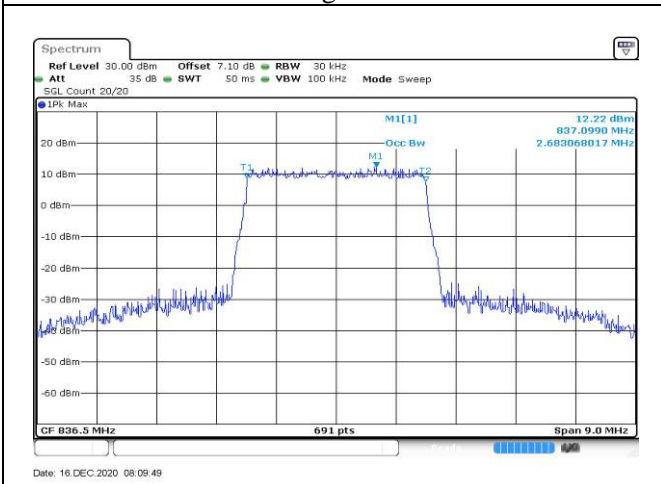


Fig.15

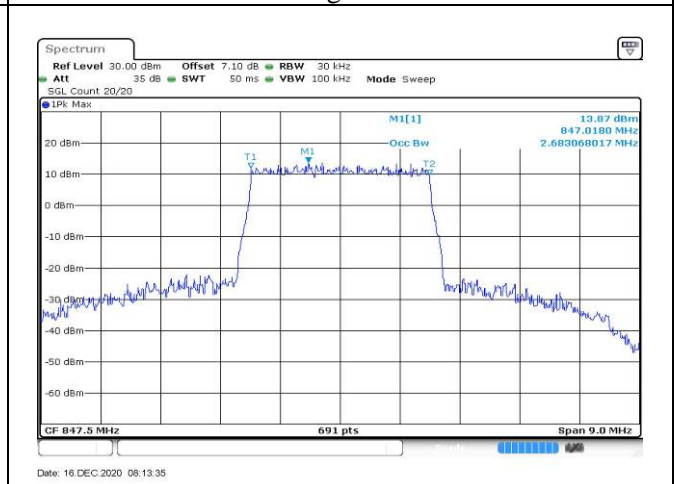


Fig.16

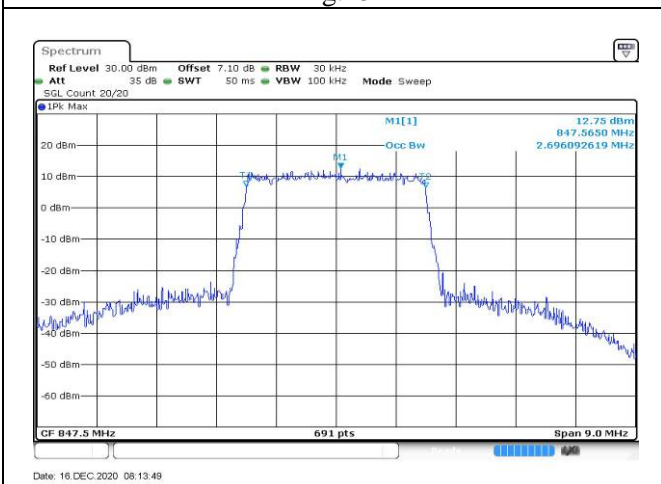


Fig.17

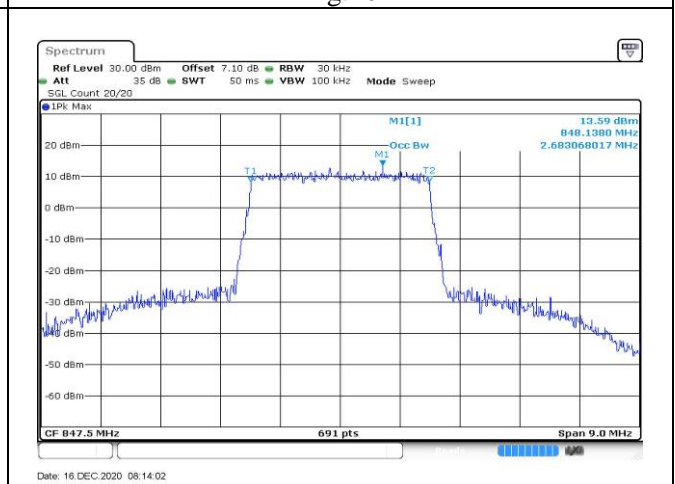


Fig.18

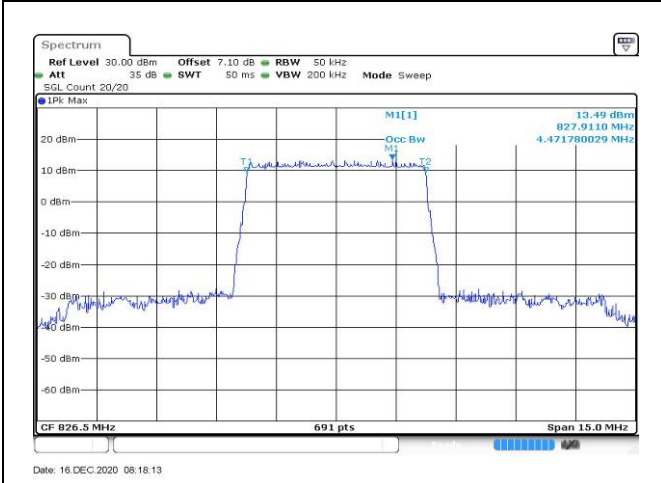


Fig.19

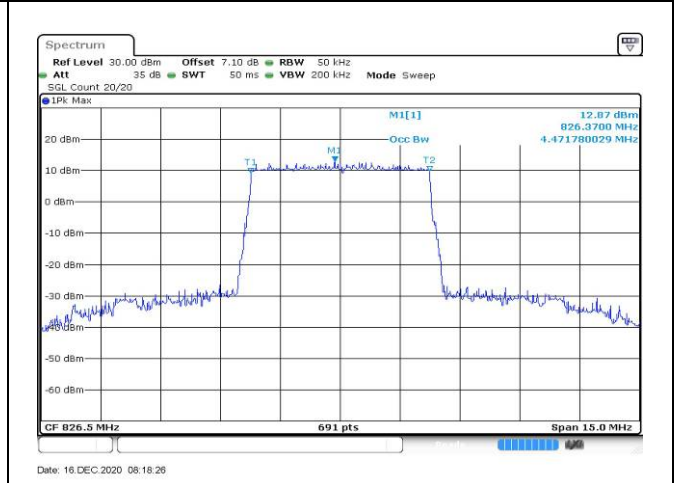


Fig.20

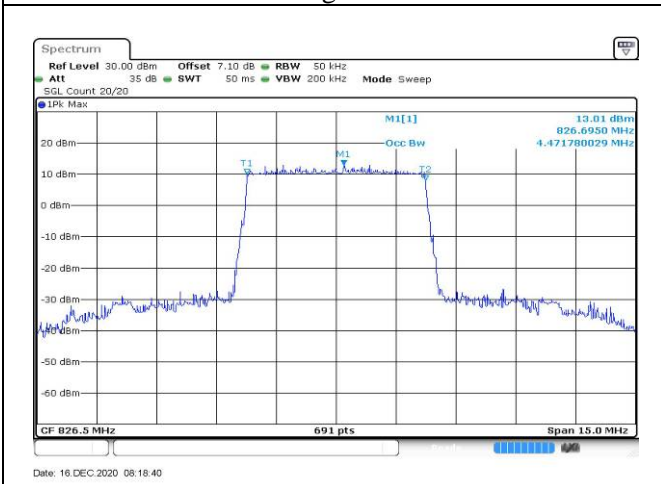


Fig.21

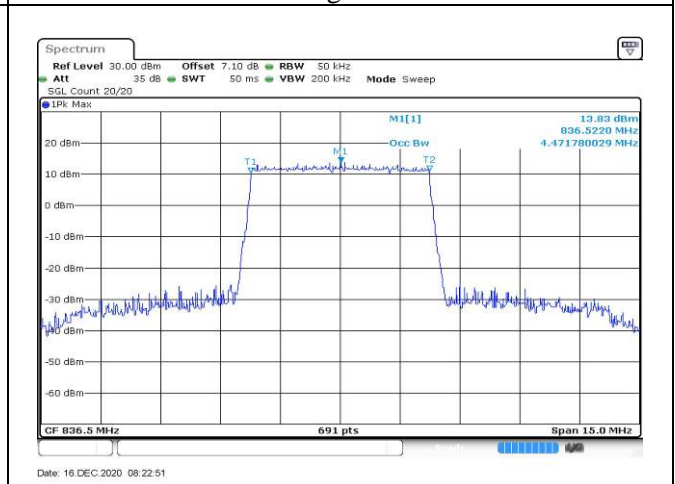


Fig.22

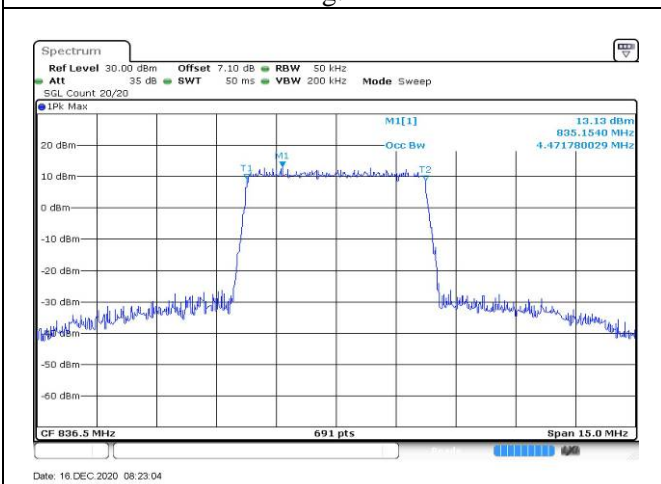


Fig.23

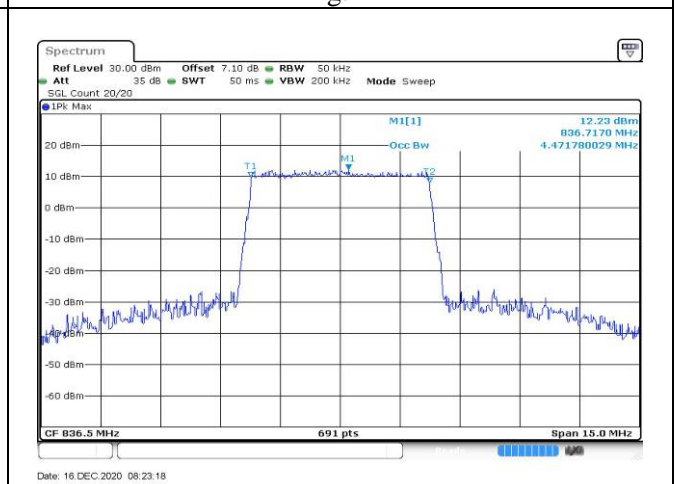


Fig.24

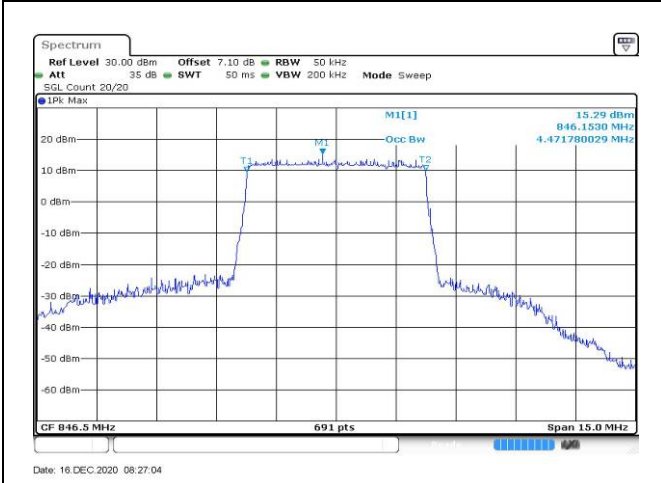


Fig.25

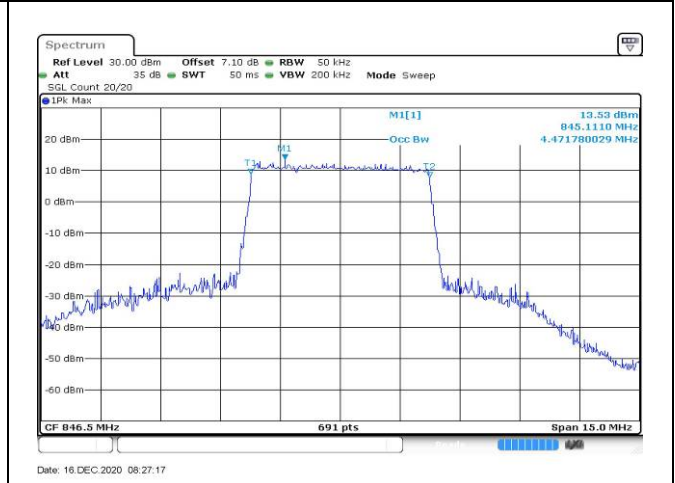


Fig.26

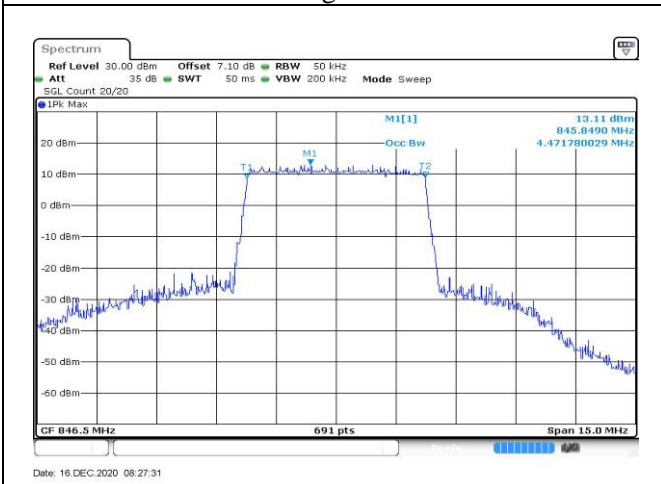


Fig.27

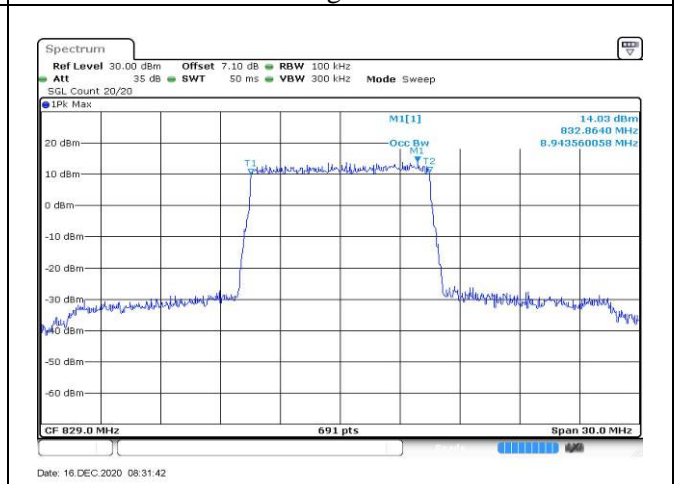


Fig.28

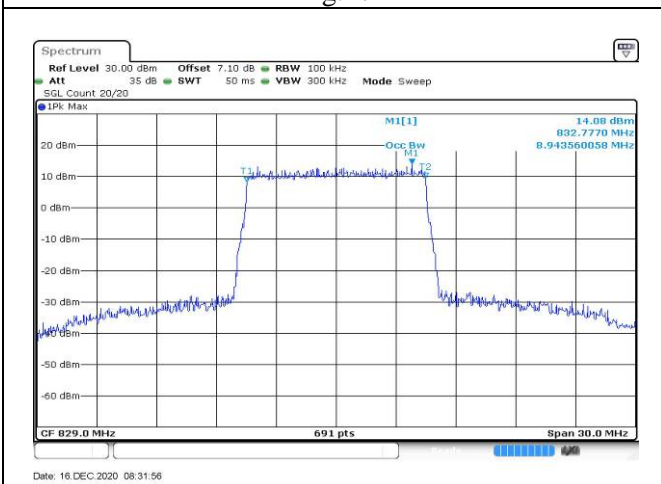


Fig.29

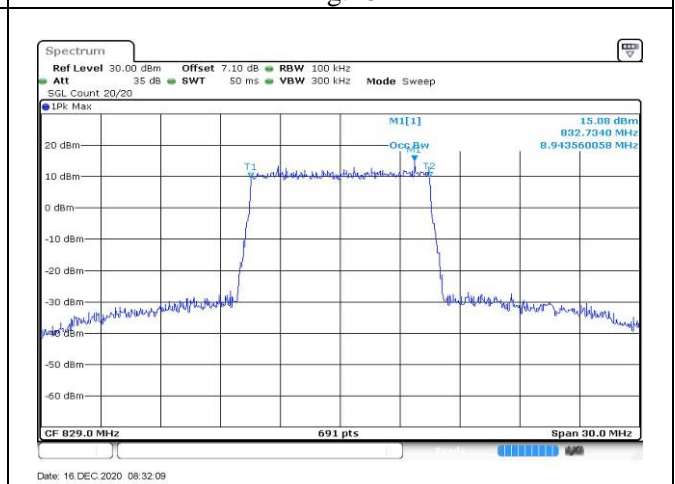
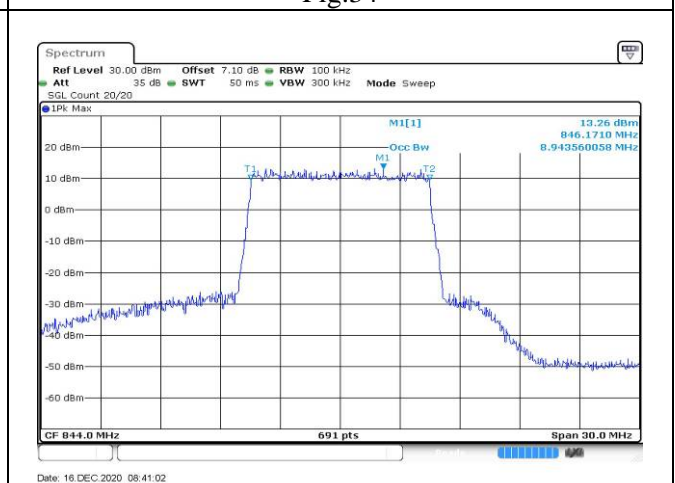
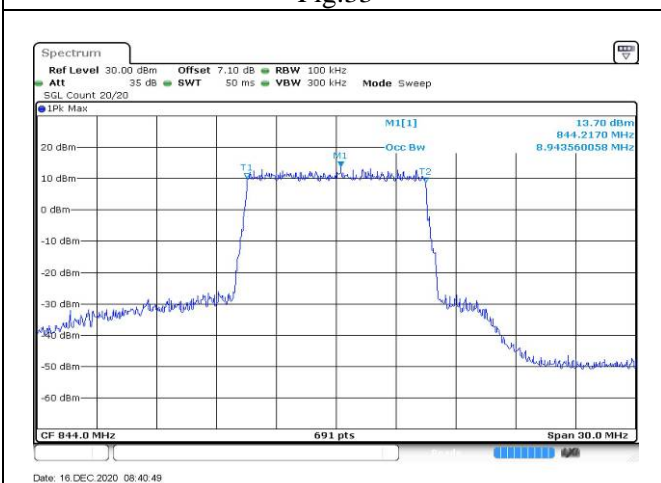
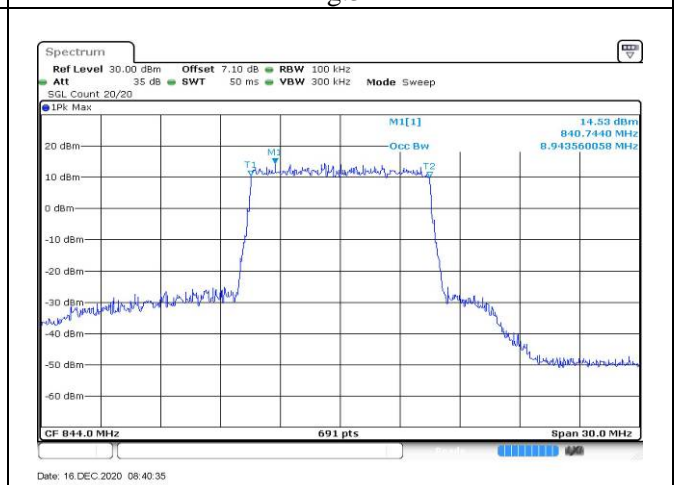
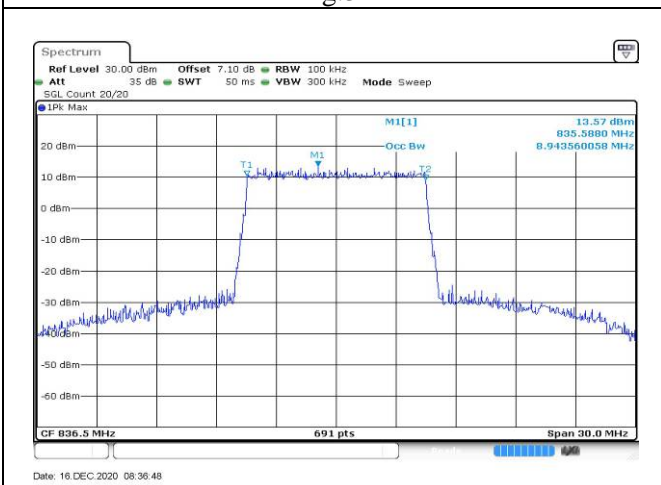
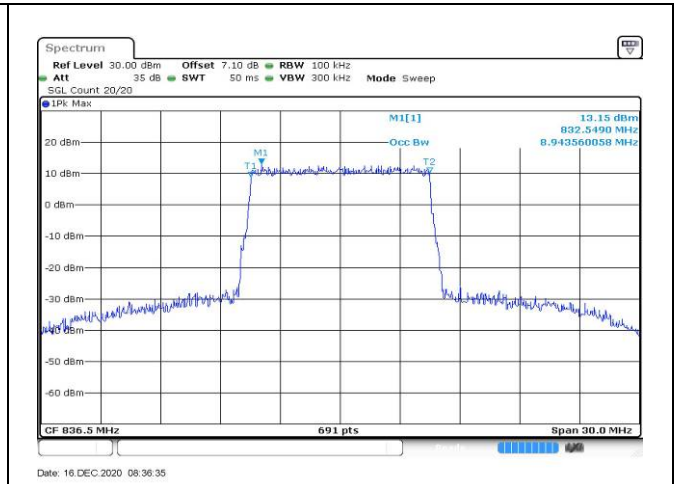
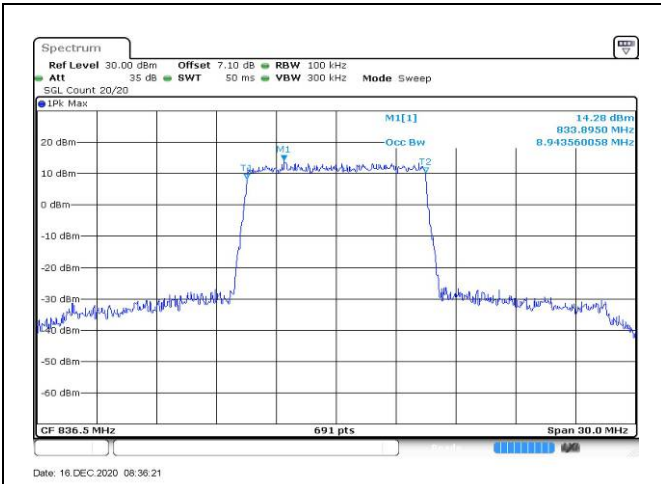


Fig.30





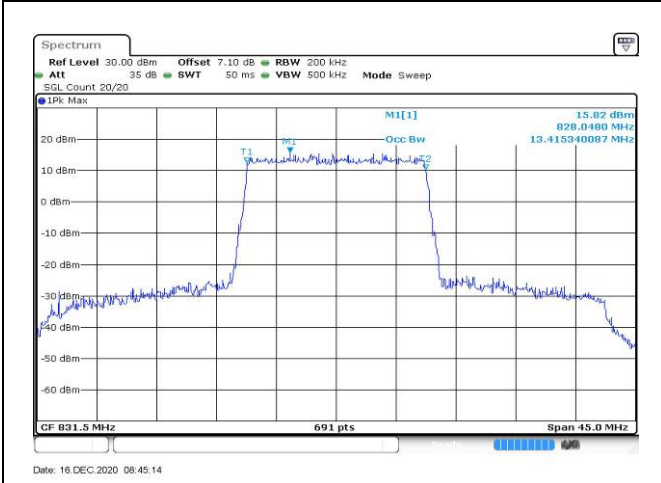


Fig.37

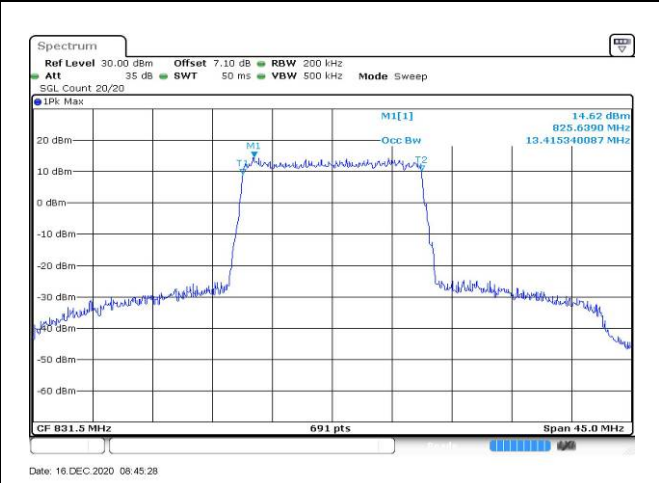


Fig.38

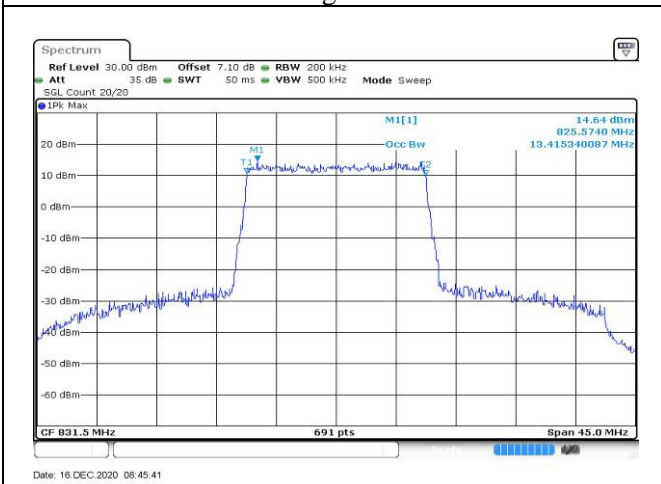


Fig.39

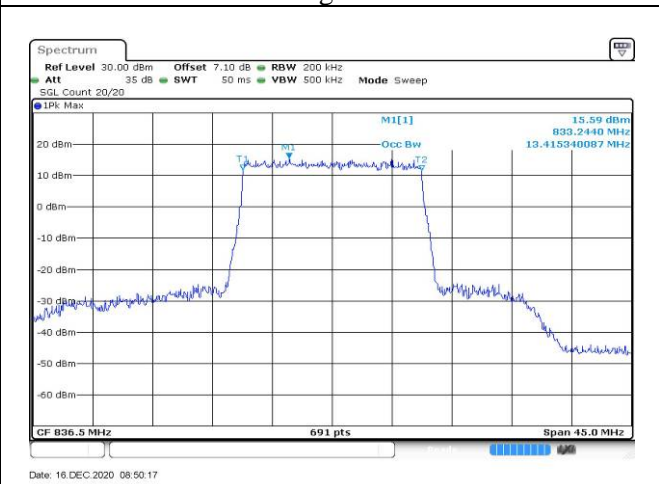


Fig.40

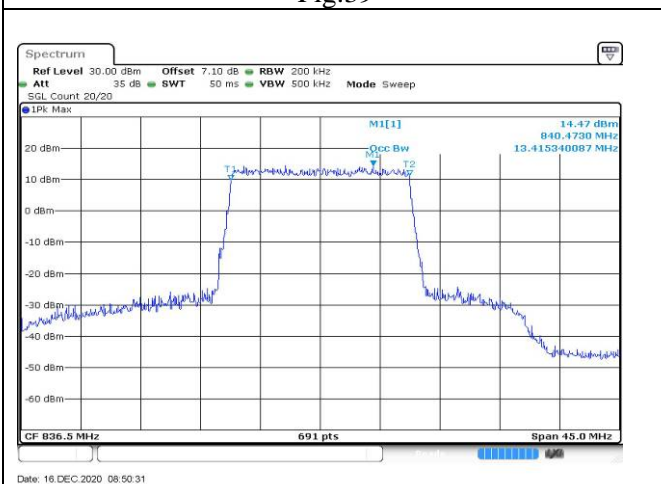


Fig.41

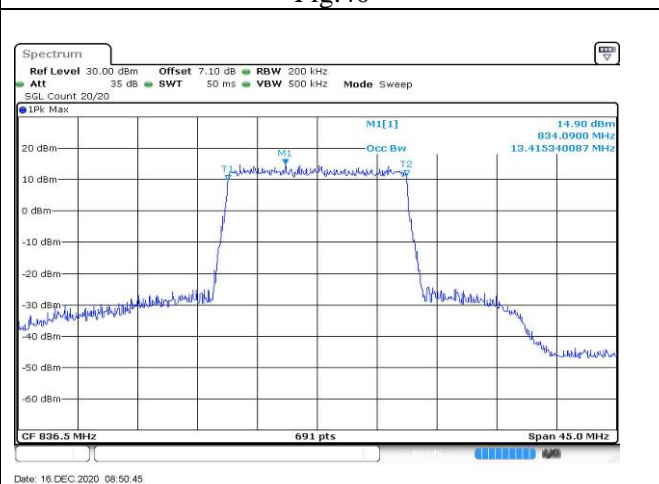


Fig.42

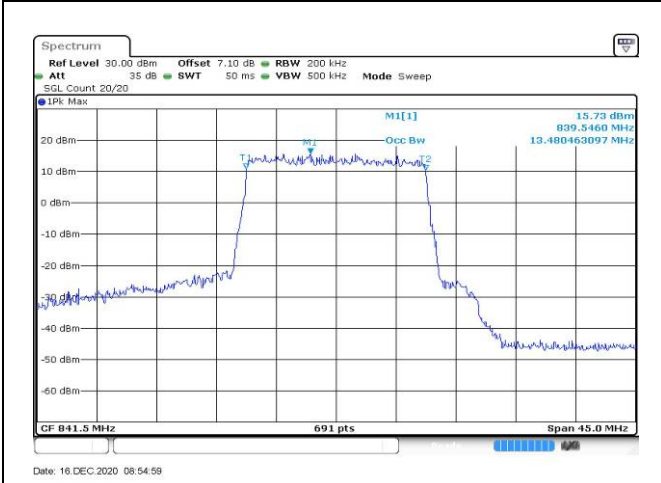


Fig.43

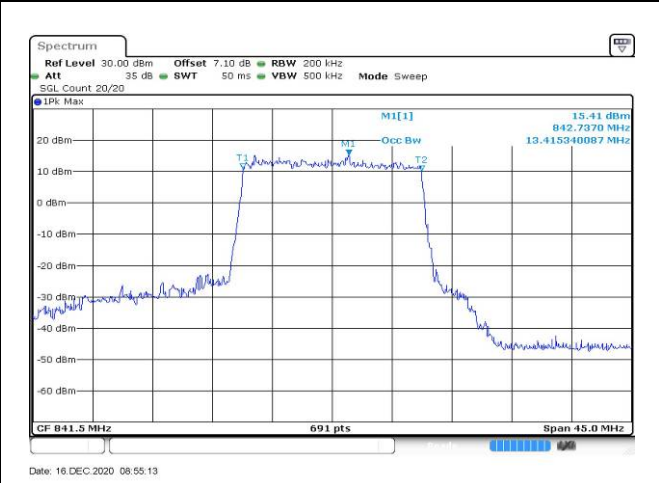


Fig.44

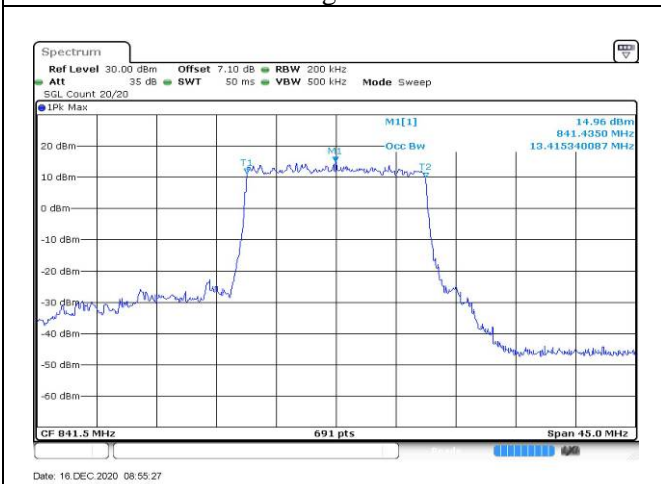


Fig.45

### 3 Emission Bandwidth

Band	Carrier frequency (MHz)	Channel	BW (MHz)	RB Size	RB Offset	Bandwidth of -26dB transmitter power (MHz)					
						QPSK		16-QAM		64-QAM	
26	824.7	26797	1.4	6	0	1.228	Fig.1	1.228	Fig.2	1.240	Fig.3
	836.5	26915		6	0	1.204	Fig.4	1.222	Fig.5	1.222	Fig.6
	848.3	27033		6	0	1.234	Fig.7	1.216	Fig.8	1.222	Fig.9
	825.5	26805	3	15	0	2.983	Fig.10	2.996	Fig.11	2.983	Fig.12
	836.5	26915		15	0	2.983	Fig.13	2.983	Fig.14	2.983	Fig.15
	847.5	27025		15	0	2.996	Fig.16	2.970	Fig.17	2.983	Fig.18
	826.5	26815	5	25	0	4.884	Fig.19	4.906	Fig.20	4.884	Fig.21
	836.5	26915		25	0	4.863	Fig.22	4.884	Fig.23	4.906	Fig.24
	846.5	27015		25	0	4.841	Fig.25	4.906	Fig.26	4.884	Fig.27
	829	26840	10	50	0	9.725	Fig.28	9.682	Fig.29	9.768	Fig.30
	836.5	26915		50	0	9.638	Fig.31	9.725	Fig.32	9.682	Fig.33
	844	26990		50	0	9.638	Fig.34	9.812	Fig.35	9.725	Fig.36
	831.5	26865	15	75	0	14.718	Fig.37	14.718	Fig.38	14.718	Fig.39
	836.5	26915		75	0	14.718	Fig.40	14.718	Fig.41	13.871	Fig.42
	841.5	26965		75	0	14.653	Fig.43	14.653	Fig.44	14.588	Fig.45

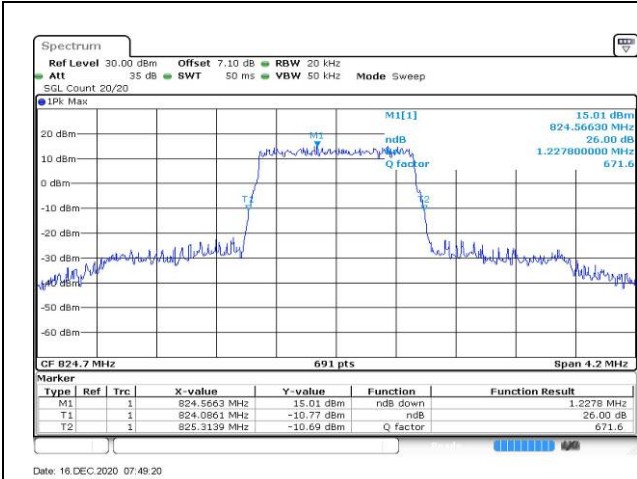


Fig.1

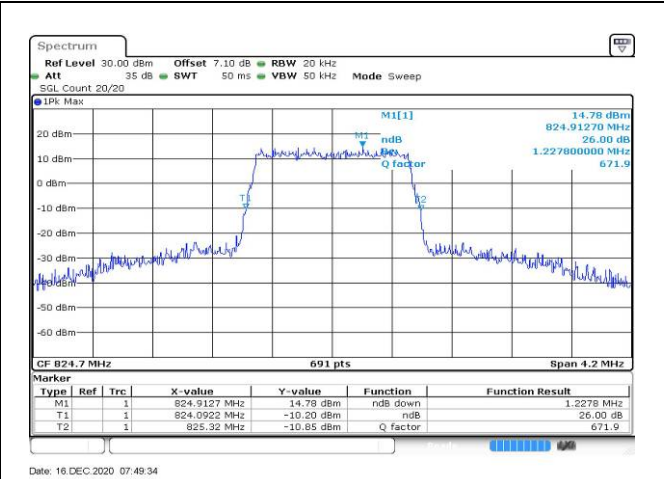


Fig.2

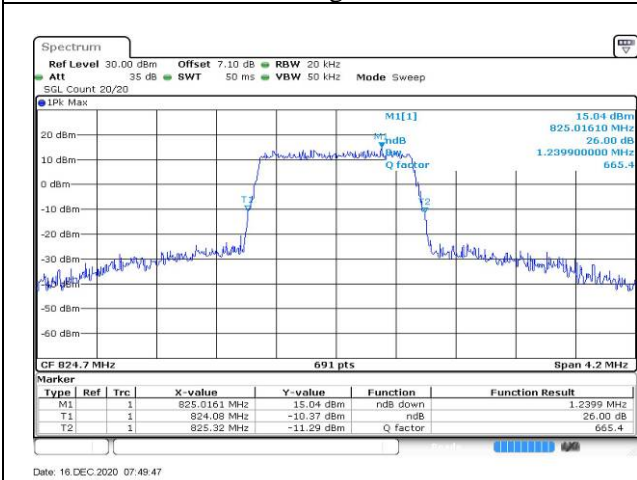


Fig.3

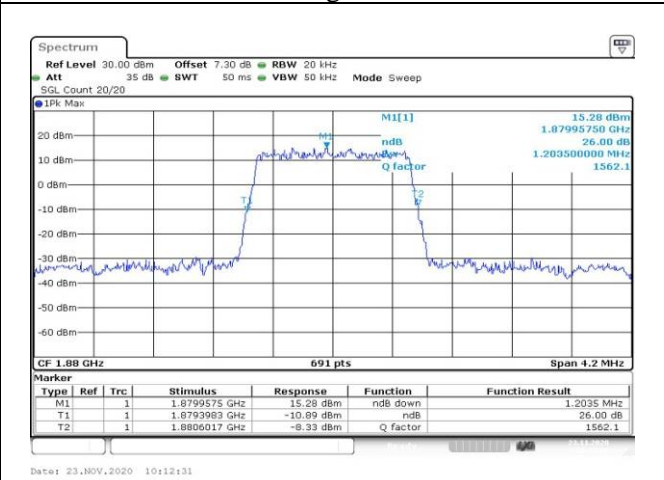


Fig.4

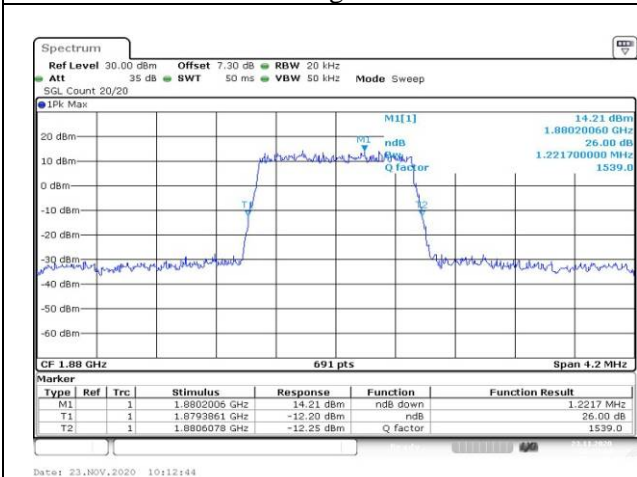


Fig.5

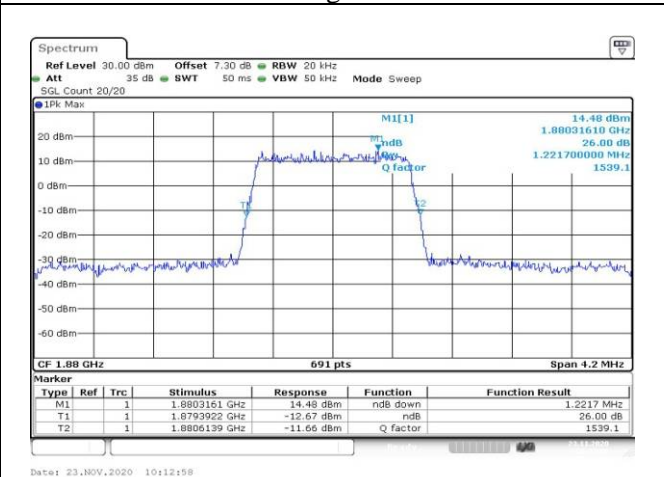


Fig.6

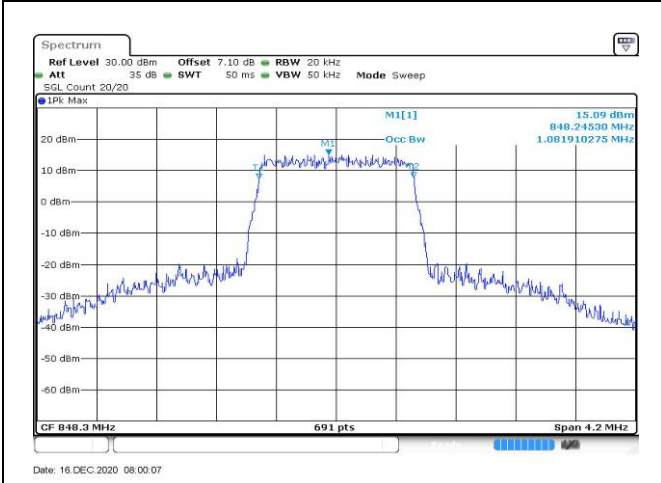


Fig.7

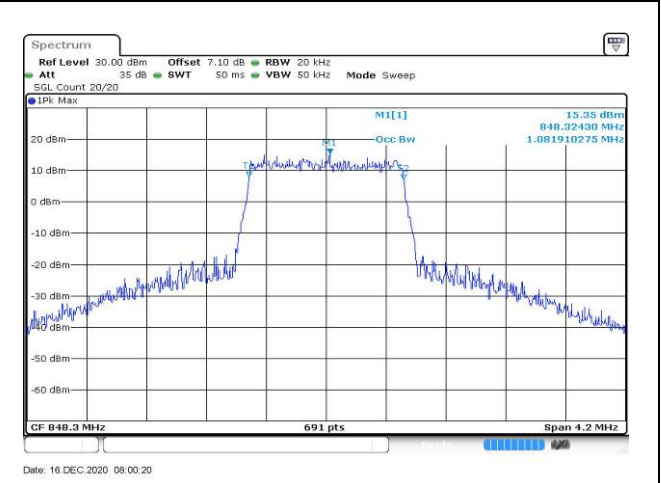


Fig.8

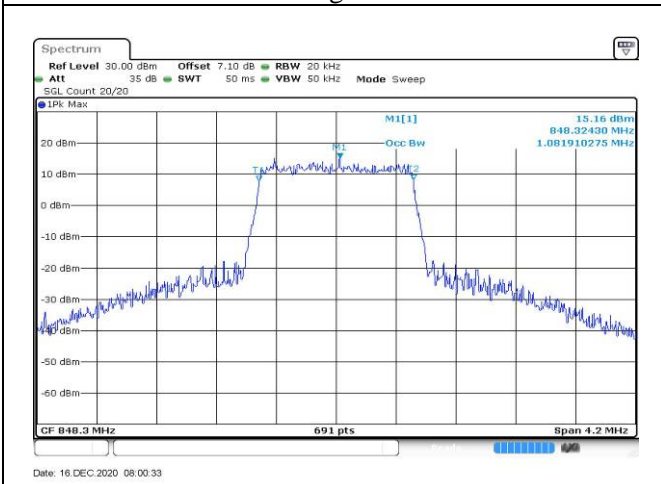


Fig.9

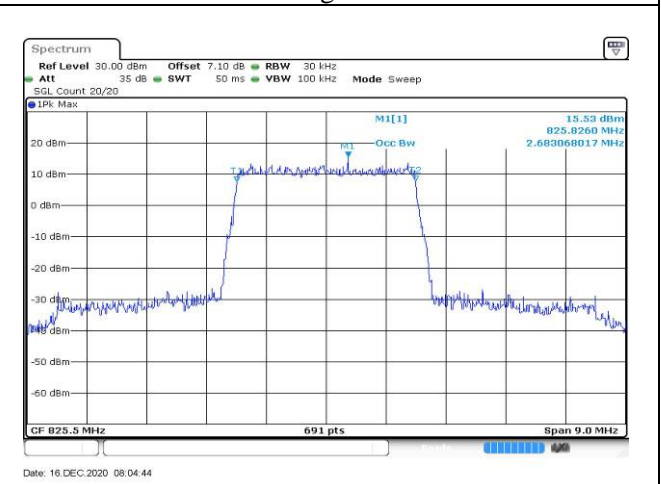


Fig.10

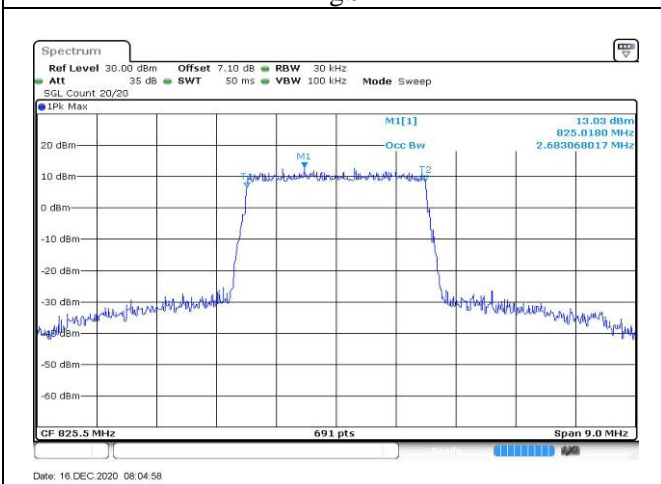


Fig.11

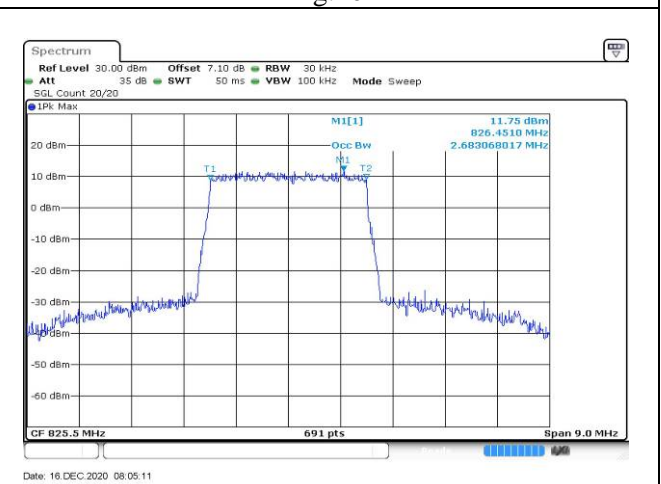


Fig.12

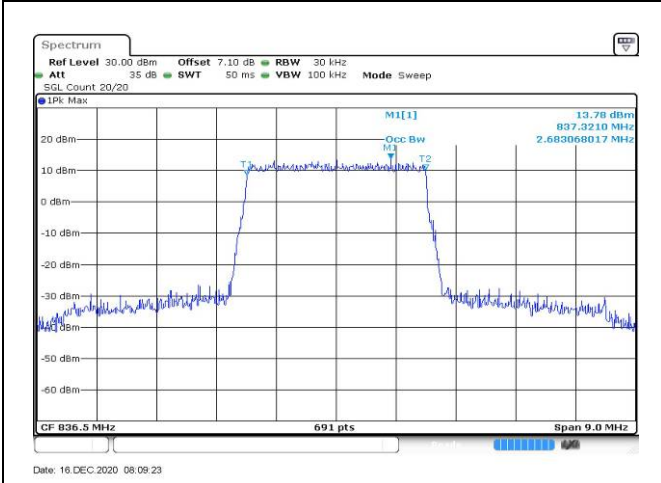


Fig.13

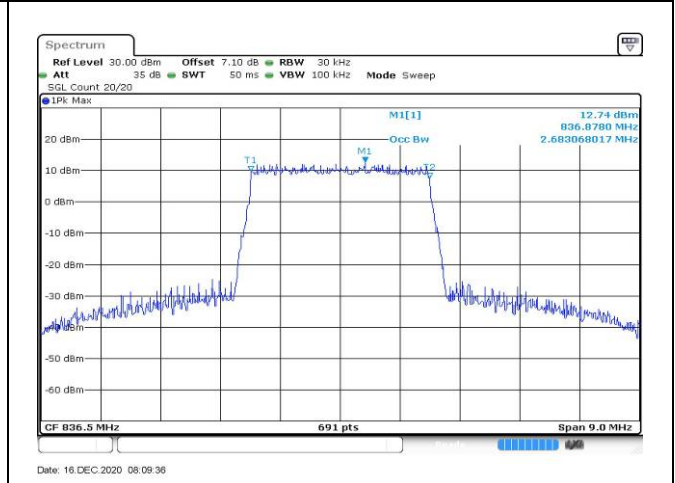


Fig.14

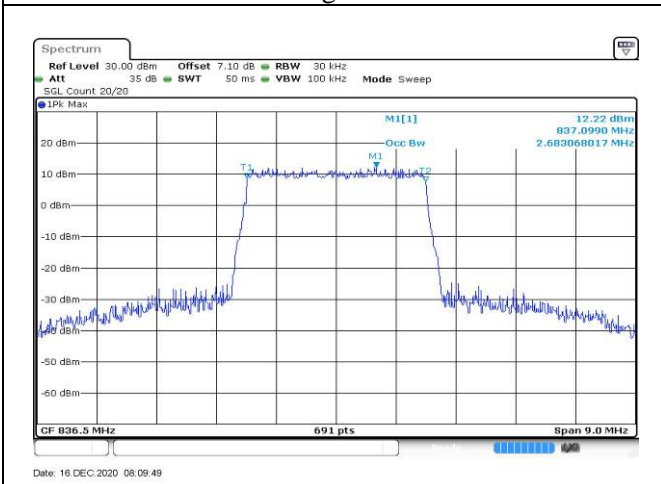


Fig.15

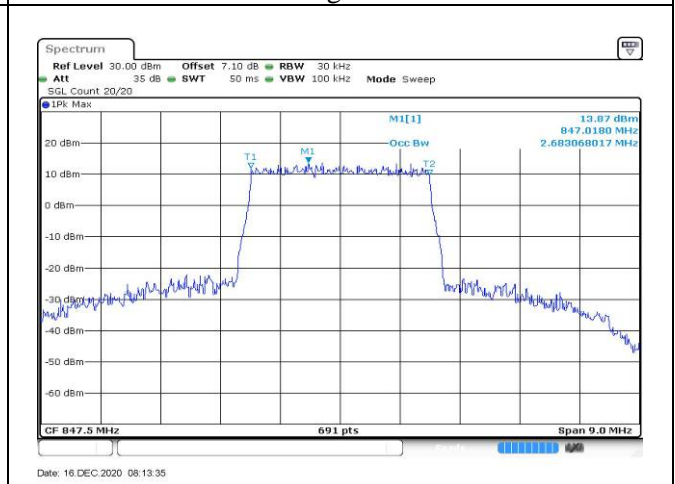


Fig.16

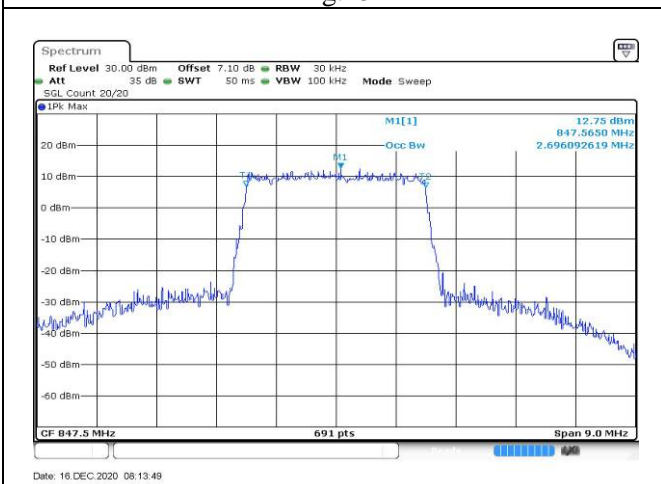


Fig.17

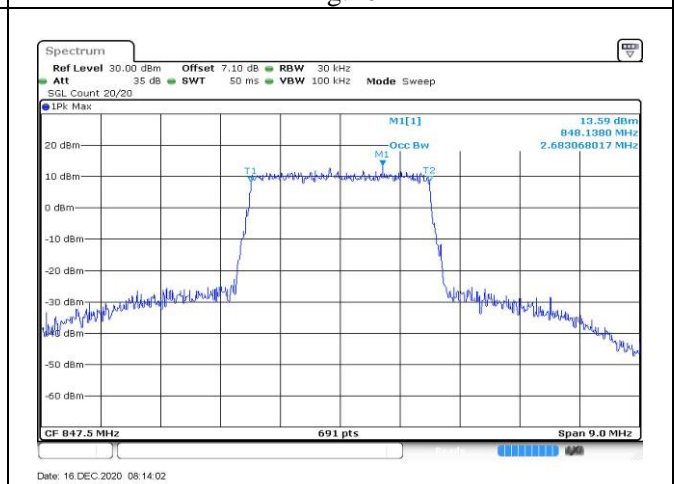
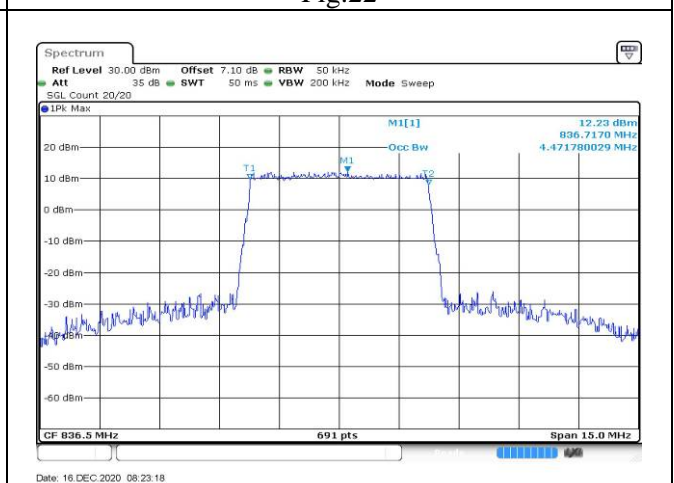
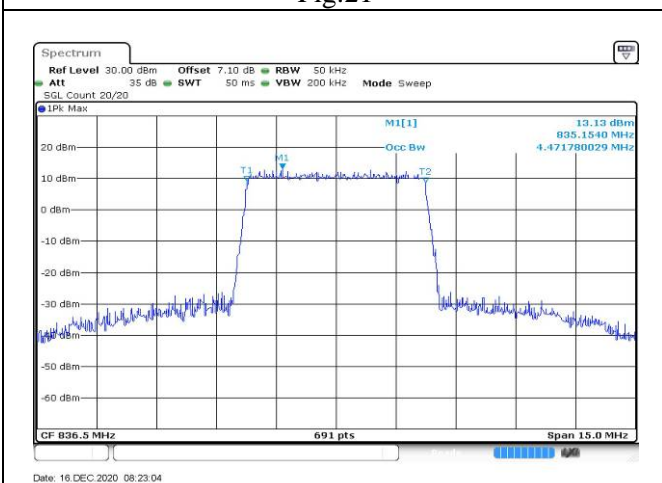
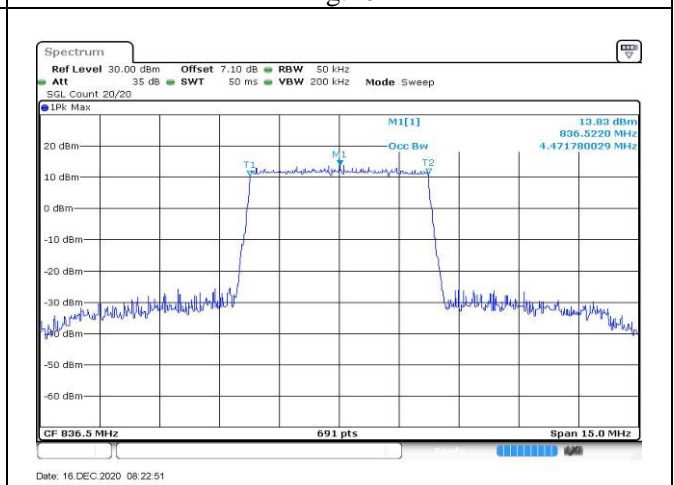
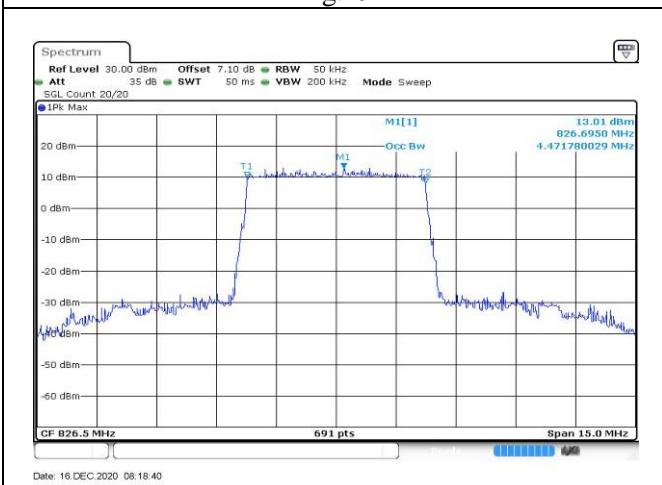
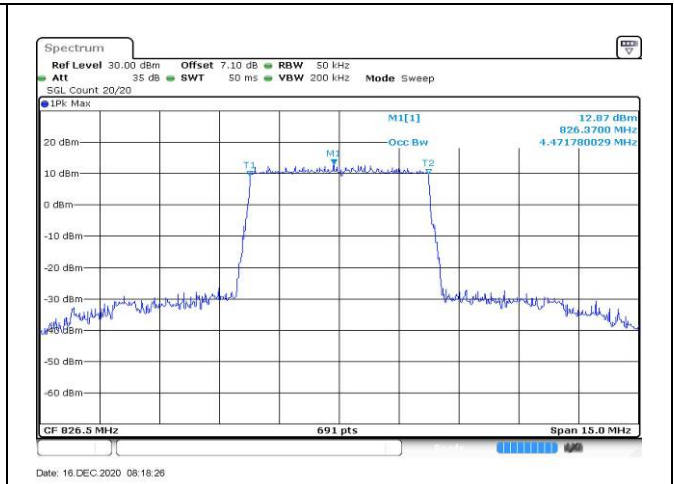
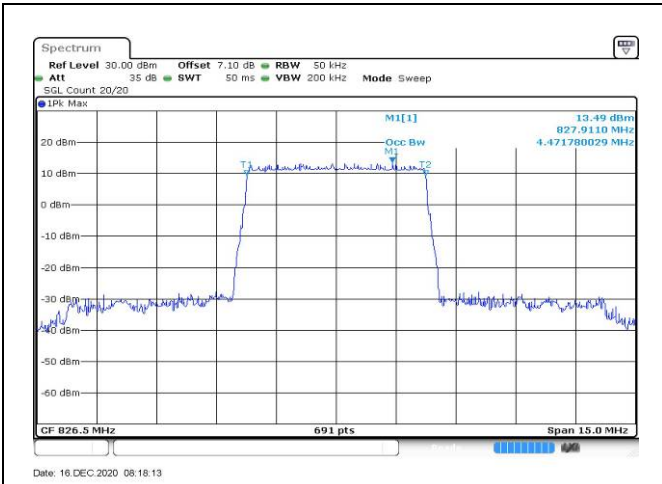


Fig.18





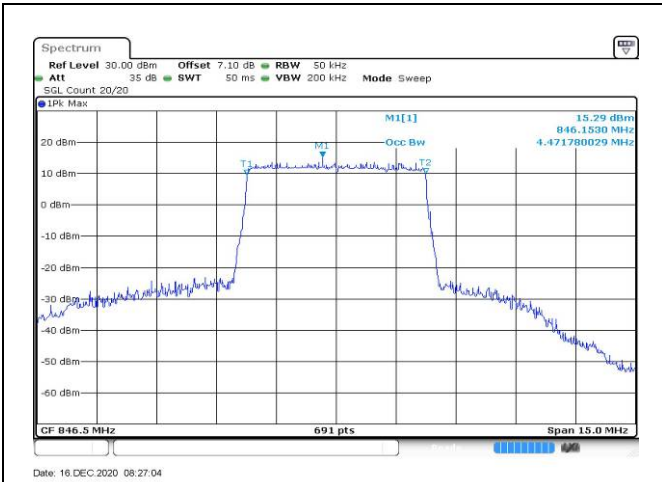


Fig.25

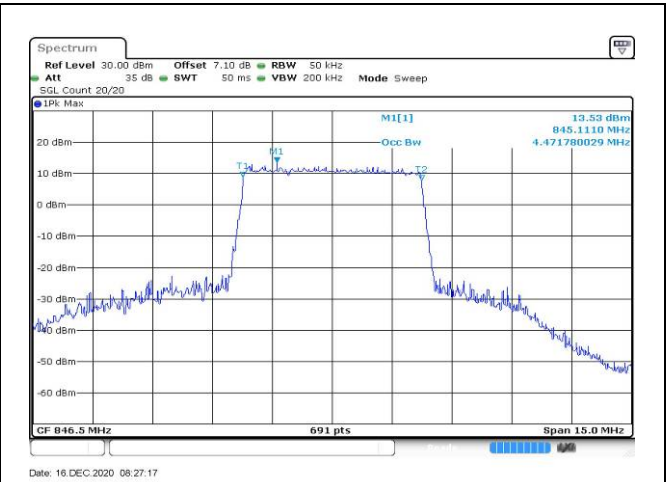


Fig.26

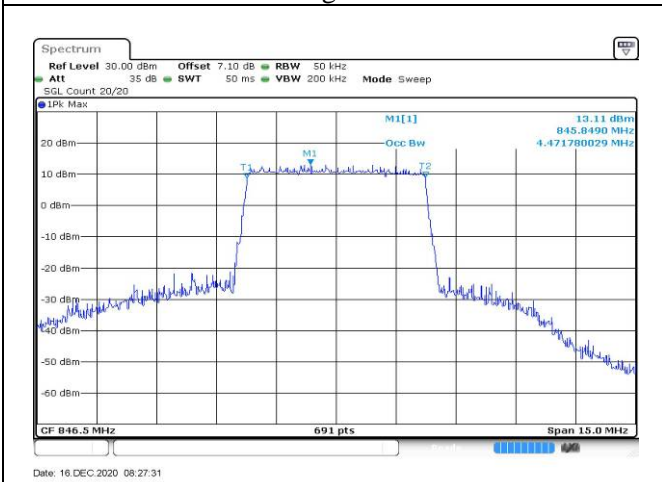


Fig.27

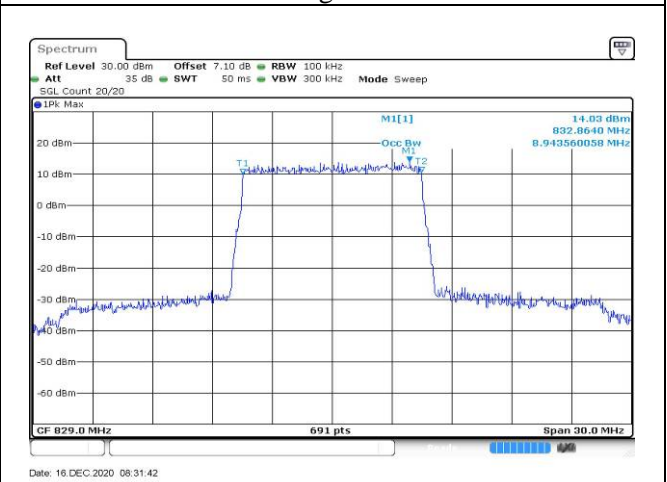


Fig.28

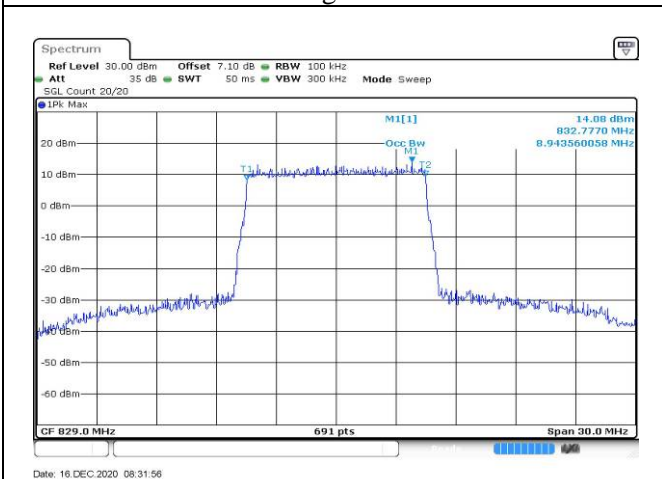


Fig.29

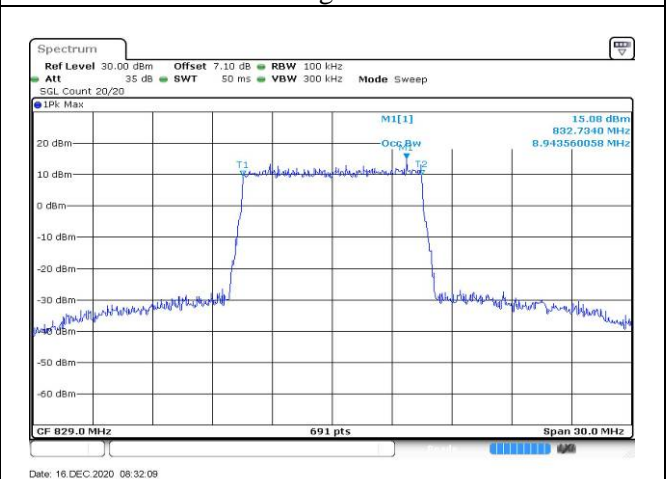


Fig.30

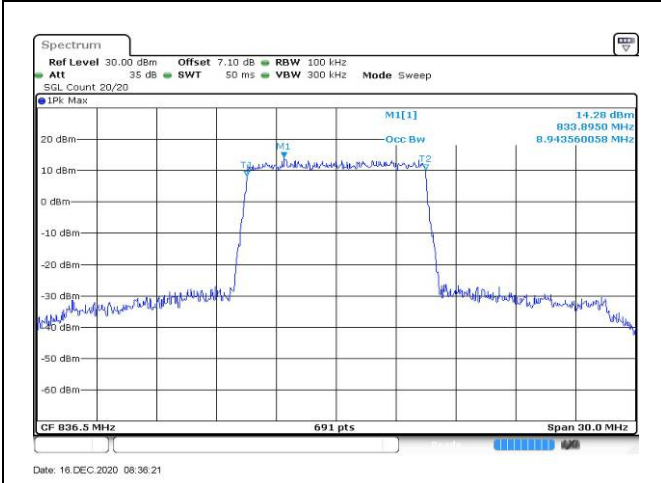


Fig.31

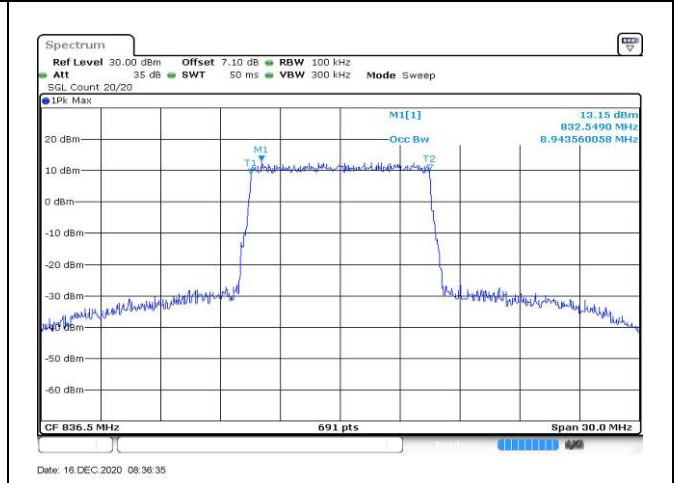


Fig.32

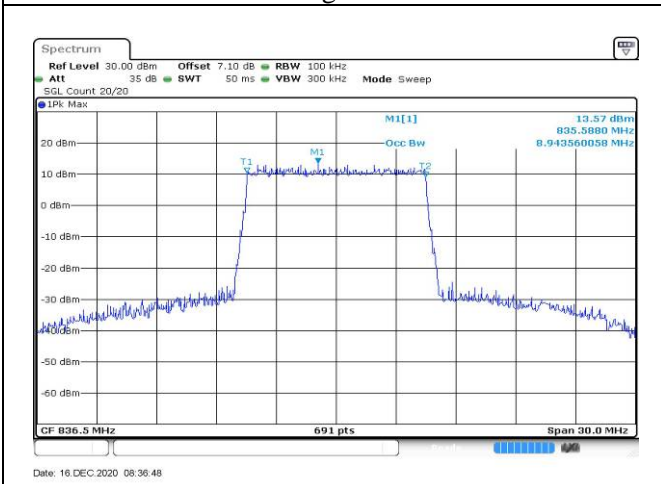


Fig.33

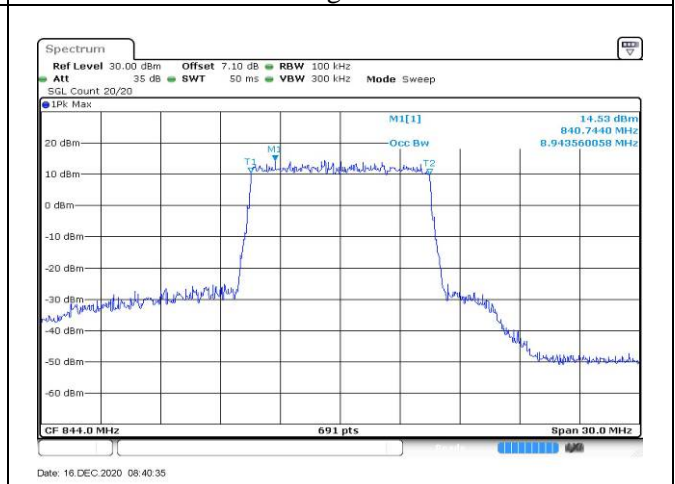


Fig.34

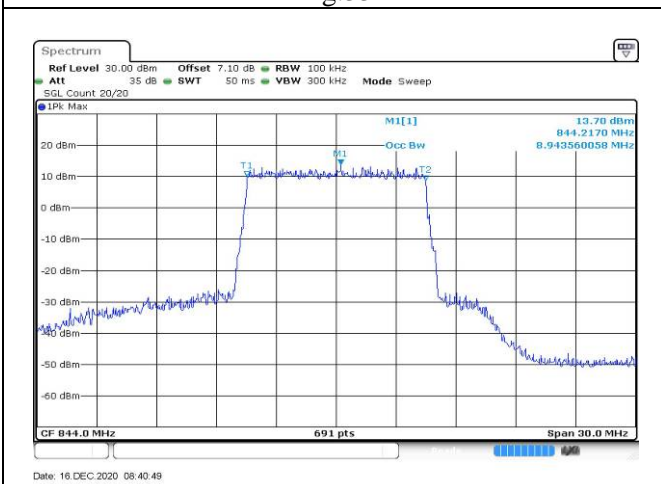


Fig.35

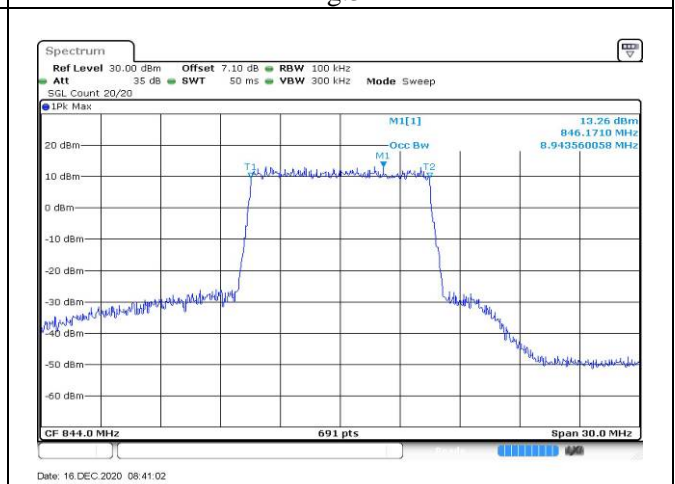


Fig.36

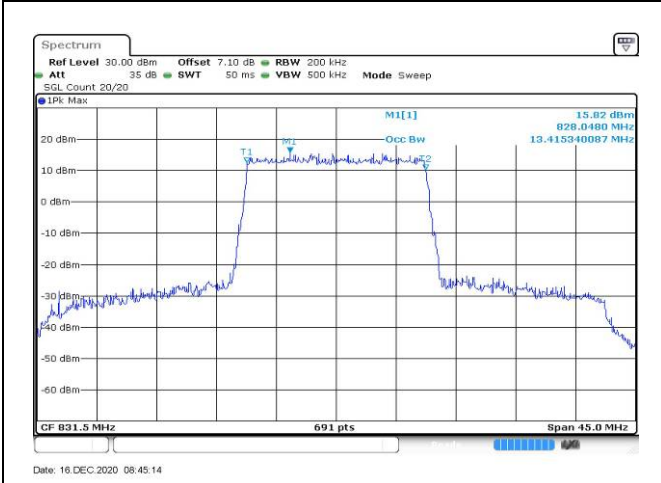


Fig.37

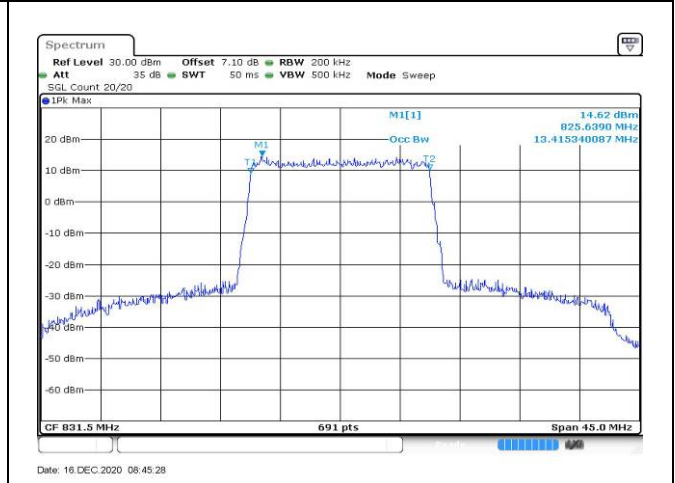


Fig.38

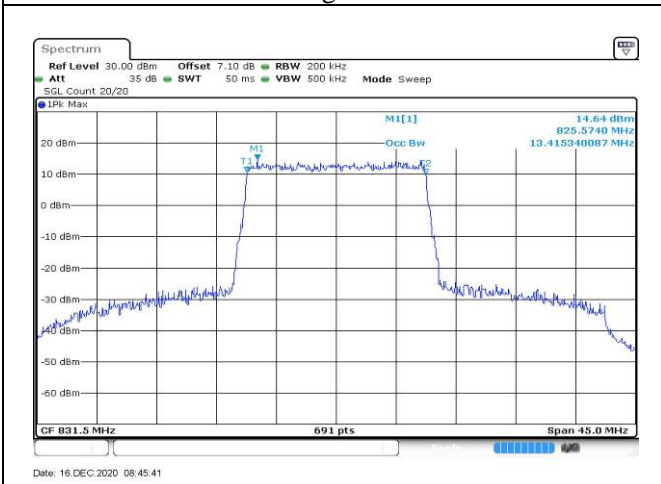


Fig.39

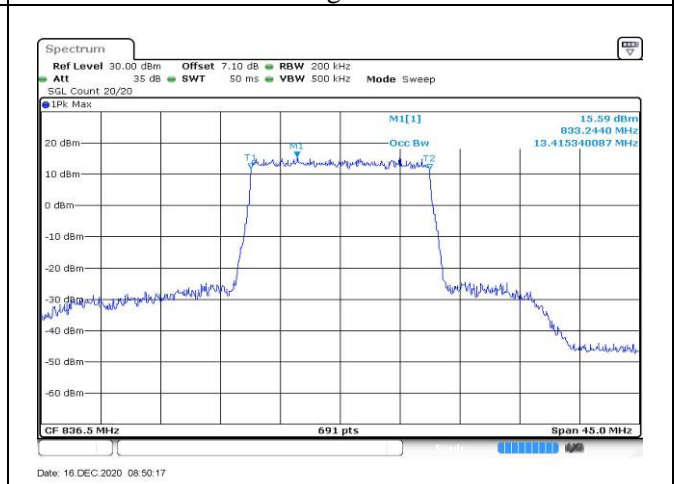


Fig.40

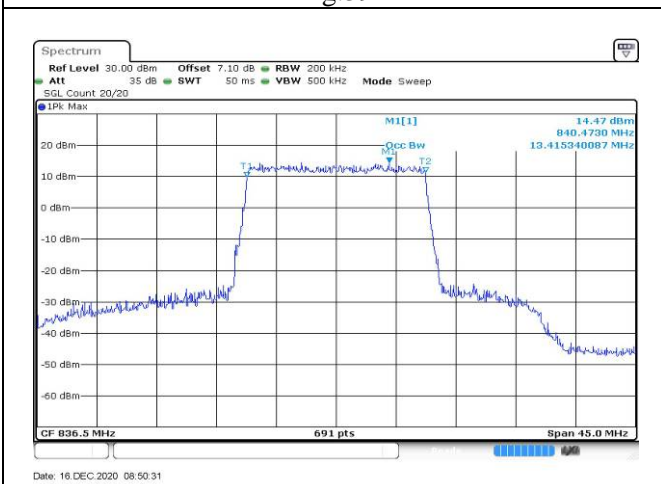


Fig.41

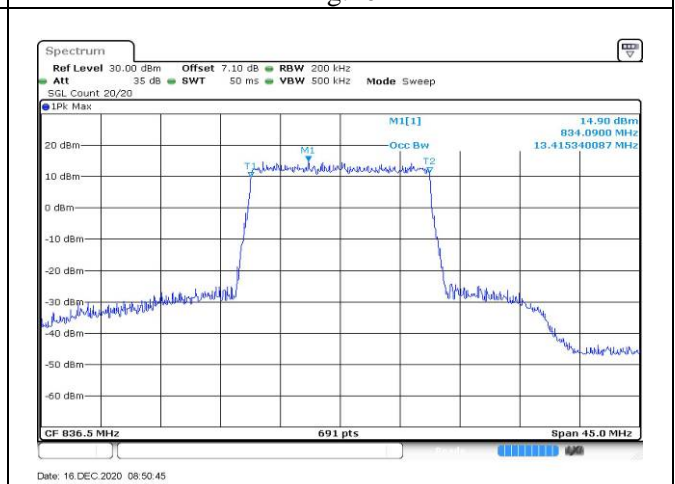


Fig.42

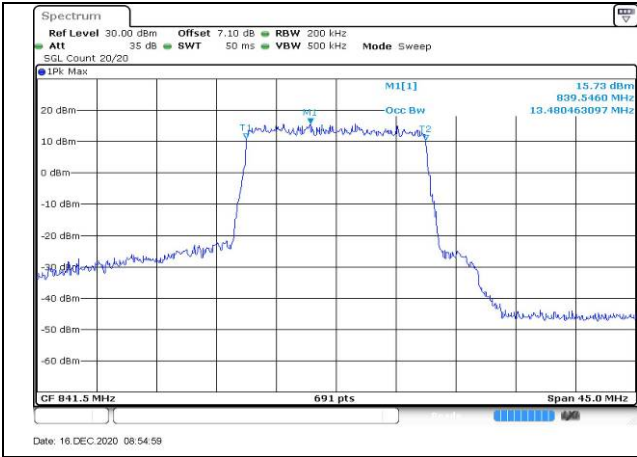


Fig.43

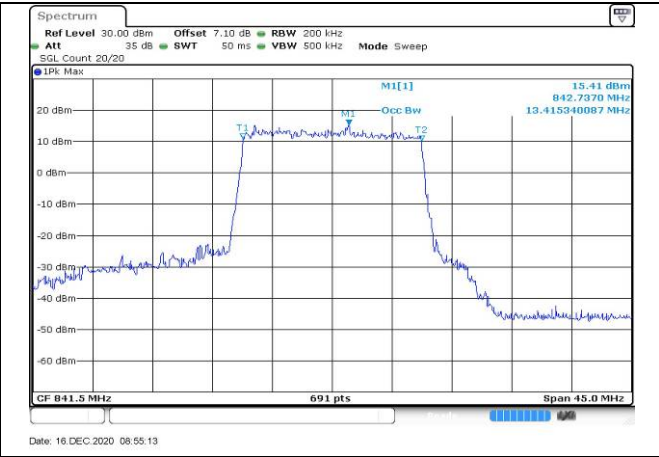


Fig.44

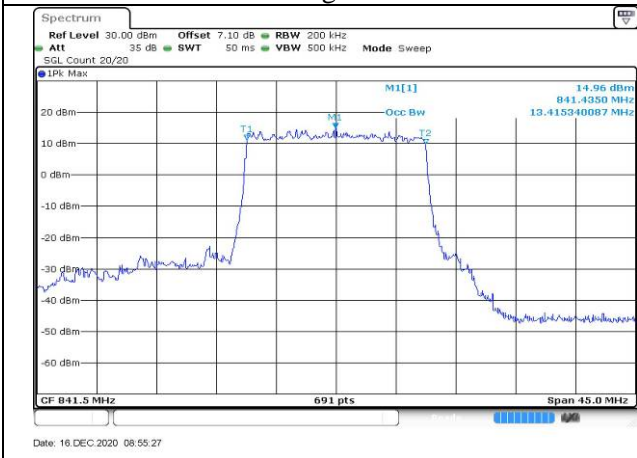


Fig.45

#### 4 Peak-Average Ratio

Band	Carrier frequency (MHz)	Channel	BW (MHz)	RB Size	RB Offset	QPSK	16-QAM	64-QAM
26	824.7	26797	1.4	1	5	Fig.1	Fig.2	Fig.3
	824.7	26797		6	0	Fig.4	Fig.5	Fig.6
	836.5	26915		1	5	Fig.7	Fig.8	Fig.9
	836.5	26915		6	0	Fig.10	Fig.11	Fig.12
	848.3	27033		1	5	Fig.13	Fig.14	Fig.15
	848.3	27033		6	0	Fig.16	Fig.17	Fig.18
	825.5	26805	3	1	14	Fig.19	Fig.20	Fig.21
	825.5	26805		15	0	Fig.22	Fig.23	Fig.24
	836.5	26915		1	14	Fig.25	Fig.26	Fig.27
	836.5	26915		15	0	Fig.28	Fig.29	Fig.30
	847.5	27025		1	14	Fig.31	Fig.32	Fig.33
	847.5	27025		15	0	Fig.34	Fig.35	Fig.36
	826.5	26815	5	1	24	Fig.37	Fig.38	Fig.39
	826.5	26815		25	0	Fig.40	Fig.41	Fig.42
	836.5	26915		1	24	Fig.43	Fig.44	Fig.45
	836.5	26915		25	0	Fig.46	Fig.47	Fig.48
	846.5	27015		1	24	Fig.49	Fig.50	Fig.51
	846.5	27015		25	0	Fig.52	Fig.53	Fig.54
	829	26840	10	1	49	Fig.55	Fig.56	Fig.57
	829	26840		50	0	Fig.58	Fig.59	Fig.60
	836.5	26915		1	49	Fig.61	Fig.62	Fig.63
	836.5	26915		50	0	Fig.64	Fig.65	Fig.66
	844	26990		1	49	Fig.67	Fig.68	Fig.69
	844	26990		50	0	Fig.70	Fig.71	Fig.72
	831.5	26865	15	1	74	Fig.73	Fig.74	Fig.75
	831.5	26865		75	0	Fig.76	Fig.77	Fig.78
	836.5	26915		1	74	Fig.79	Fig.80	Fig.81
	836.5	26915		75	0	Fig.82	Fig.83	Fig.84
	841.5	26965		1	74	Fig.85	Fig.86	Fig.87
	841.5	26965		75	0	Fig.88	Fig.89	Fig.90



Fig.1

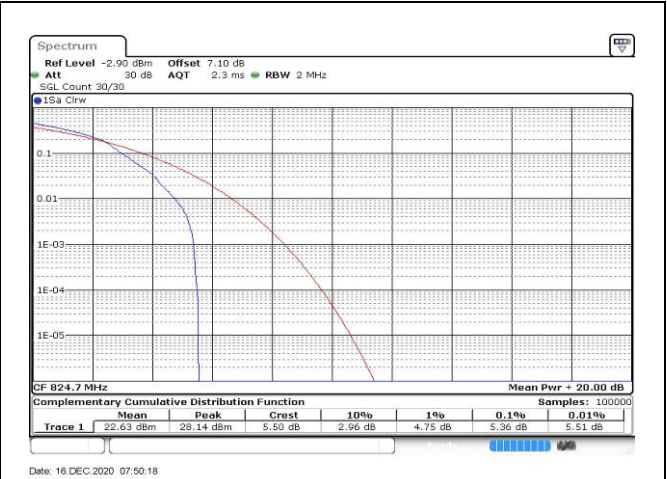


Fig.2

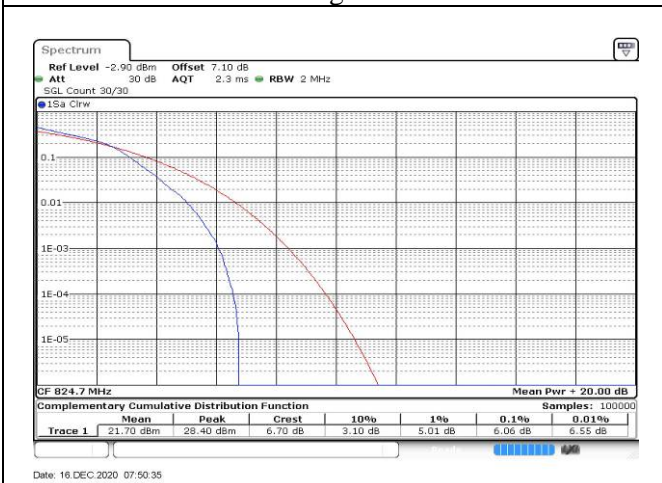


Fig.3

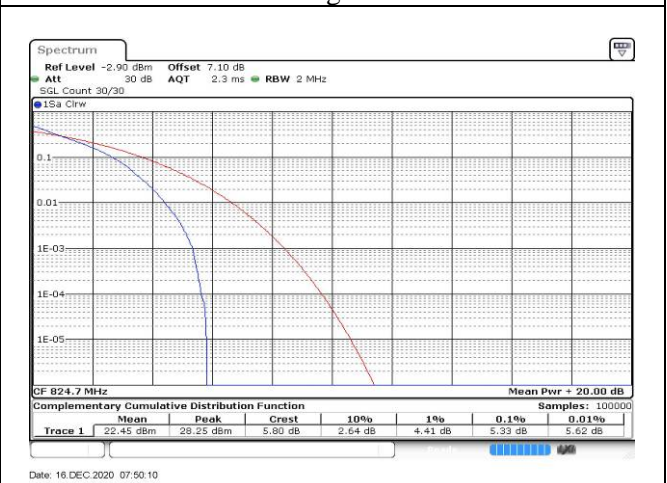


Fig.4

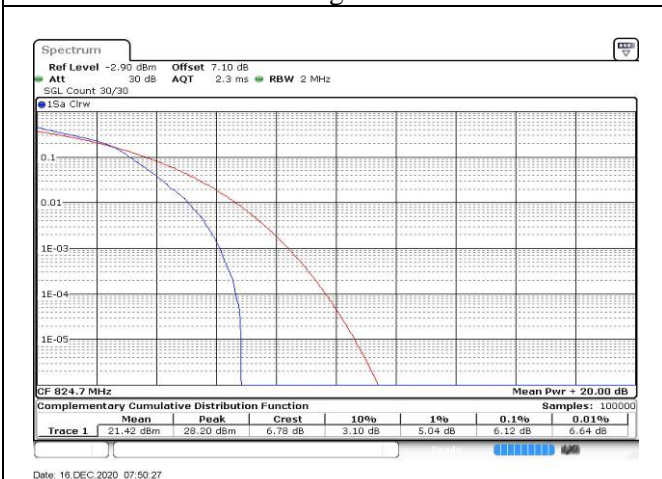


Fig.5

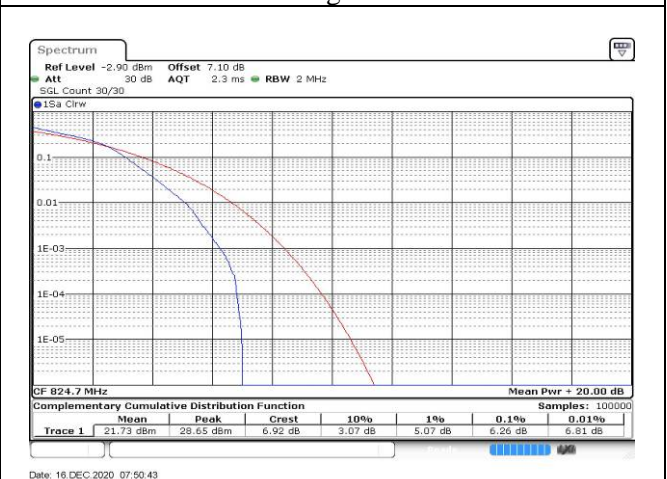


Fig.6

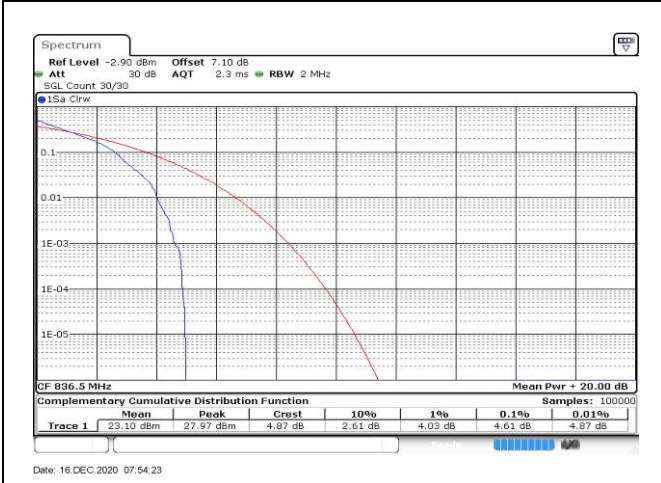


Fig.7

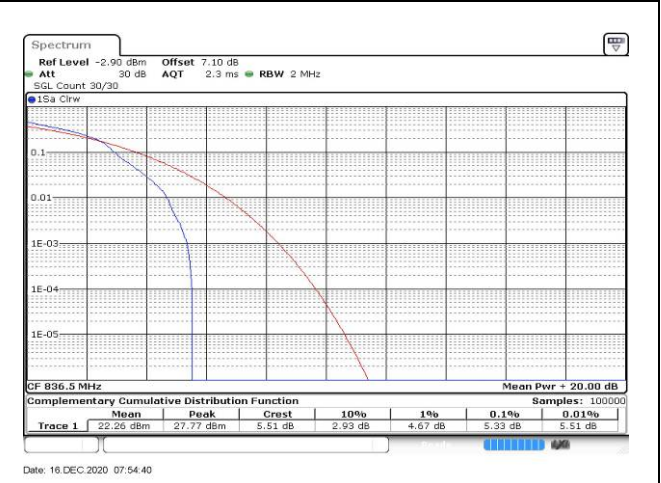


Fig.8

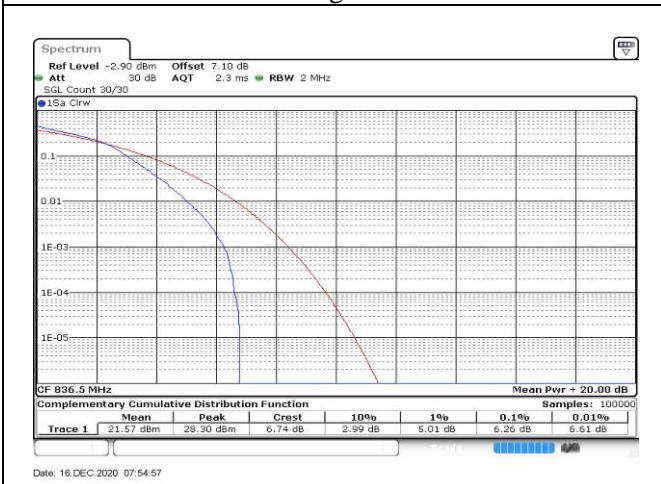


Fig.9

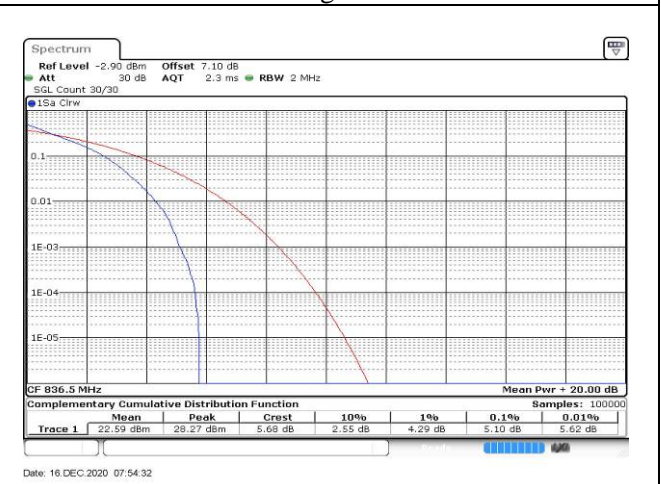


Fig.10

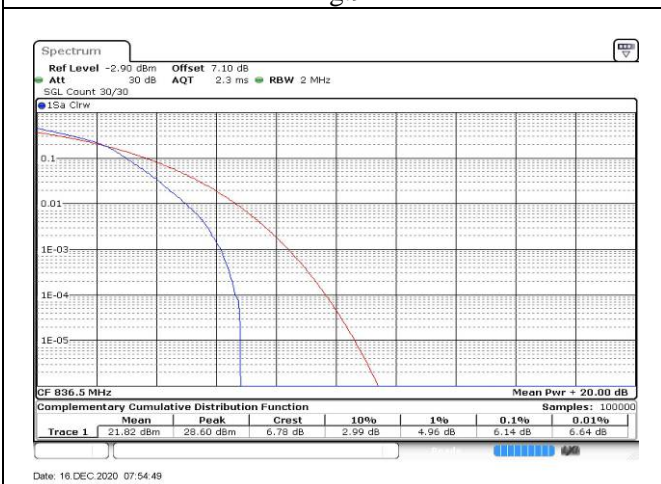


Fig.11

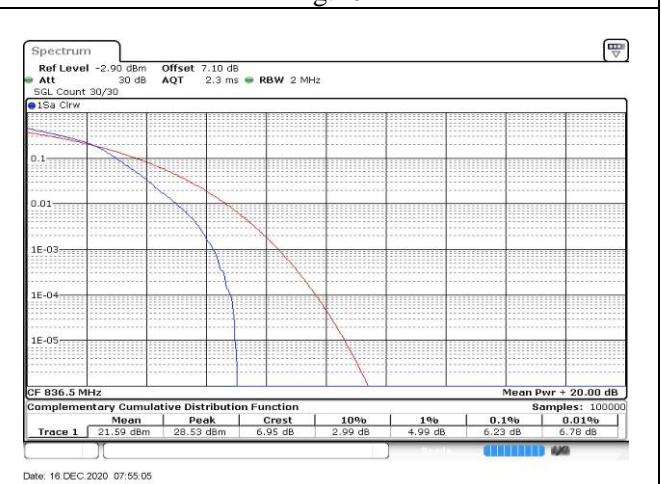


Fig.12