

**APPENDIX A – TEST DATA OF CONDUCTED EMISSION**

**LTE Band 12**

**1 RF Power Output**

Modulation	Carrier frequency (MHz)	UL Channel	BW	RB Size	RB Offset	Conducted power (dBm)
QPSK	699.7	23017	1.4	1	0	24.05
				1	3	24.04
				1	5	24.07
				3	0	23.17
				3	1	23.12
				3	3	23.22
	6	0		22.23		
	707.5	23095		1	0	24.00
				1	3	23.99
				1	5	23.96
				3	0	23.12
				3	1	23.17
				3	3	23.10
	715.3	23173		6	0	22.41
				1	0	24.21
				1	3	24.16
				1	5	24.18
				3	0	23.16
3			1	23.15		
16QAM	699.7	23017	3	3	23.24	
			6	0	22.43	
			1	0	23.36	
			1	3	23.35	
			1	5	23.40	
			3	0	22.43	
	707.5	23095	3	1	22.40	
			3	3	22.53	
			6	0	21.47	
			1	0	23.27	
			1	3	23.30	
			1	5	23.22	
	715.3	23173	3	0	22.46	
			3	1	22.40	
			3	3	22.42	
			6	0	21.75	
			1	0	23.44	
			1	3	23.41	
			1	5	23.44	
			3	0	22.39	
			3	1	22.48	
			3	3	22.53	
			6	0	21.74	

Modulation	Carrier frequency (MHz)	UL Channel	BW	RB Size	RB Offset	Conducted power (dBm)
64QAM	699.7	23017	1.4	1	0	22.29
				1	3	22.50
				1	5	22.23
				3	0	22.44
				3	1	22.59
				3	3	22.53
	707.5	23095		6	0	22.53
				1	0	22.52
				1	3	22.41
				1	5	22.56
				3	0	22.39
				3	1	22.55
	715.3	23173		3	3	22.54
				6	0	22.54
				1	0	22.43
				1	3	22.42
				1	5	22.41
				3	0	22.54
				3	1	22.40
				3	3	22.52
				6	0	22.52

Modulation	Carrier frequency (MHz)	UL Channel	BW	RB Size	RB Offset	Conducted power (dBm)
QPSK	700.5	23025	3	1	0	24.41
				1	8	24.26
				1	14	24.25
				8	0	23.25
				8	4	23.25
				8	7	23.24
	15	0		23.40		
	707.5	23095		1	0	24.33
				1	8	24.35
				1	14	24.34
				8	0	23.35
				8	4	23.38
				8	7	23.43
	714.5	23165		15	0	23.41
				1	0	24.43
1			8	24.57		
1			14	24.55		
8			0	23.32		
8			4	23.42		
16QAM	700.5	23025	8	7	23.42	
			8	0	23.32	
			8	4	23.42	
			8	7	23.42	
			15	0	23.32	
			1	0	23.73	
	707.5	23095	1	8	23.43	
			1	14	23.53	
			8	0	22.61	
			8	4	22.60	
			8	7	22.60	
			15	0	22.37	
	714.5	23165	1	0	23.59	
			1	8	23.56	
			1	14	23.48	
8			0	22.32		
8			4	22.42		
8			7	22.39		
			15	0	22.35	
			1	0	23.26	
			1	8	23.28	
			1	14	23.13	
			8	0	22.43	
			8	4	22.55	
			8	7	22.42	
			15	0	22.24	
			15	0	22.24	

Modulation	Carrier frequency (MHz)	UL Channel	BW	RB Size	RB Offset	Conducted power (dBm)
64QAM	700.5	23025	3	1	0	22.38
				1	8	22.37
				1	14	22.37
				8	0	22.37
				8	4	22.37
				8	7	22.37
				15	0	22.37
	707.5	23095		1	0	22.44
				1	8	22.40
				1	14	22.39
				8	0	22.36
				8	4	22.36
				8	7	22.35
				15	0	22.44
	714.5	23165		1	0	22.24
				1	8	22.19
				1	14	22.19
				8	0	22.19
				8	4	22.25
				8	7	22.20
				15	0	22.19

Modulation	Carrier frequency (MHz)	UL Channel	BW	RB Size	RB Offset	Conducted power (dBm)
QPSK	701.5	23035	5	1	0	24.46
				1	12	24.28
				1	24	24.27
				12	0	23.31
				12	7	23.21
				12	13	23.35
	25	0		23.28		
	707.5	23095		1	0	24.44
				1	12	24.36
				1	24	24.36
				12	0	23.43
				12	7	23.42
				12	13	23.42
	25	0		23.38		
	713.5	23155		1	0	24.42
				1	12	24.37
				1	24	24.35
				12	0	23.47
12			7	23.40		
12			13	23.40		
25	0	23.39				
16QAM	701.5	23035	1	0	22.53	
			1	12	22.63	
			1	24	22.53	
			12	0	22.22	
			12	7	22.39	
			12	13	22.24	
	25	0	22.38			
	707.5	23095	1	0	23.32	
			1	12	23.44	
			1	24	23.44	
			12	0	22.38	
			12	7	22.24	
			12	13	22.14	
	25	0	22.25			
	713.5	23155	1	0	23.07	
			1	12	23.00	
			1	24	22.99	
			12	0	22.09	
12			7	22.05		
12			13	22.05		
25	0	22.13				

Modulation	Carrier frequency (MHz)	UL Channel	BW	RB Size	RB Offset	Conducted power (dBm)
64QAM	701.5	23035	5	1	0	22.38
				1	12	22.38
				1	24	22.38
				12	0	22.38
				12	7	22.33
				12	13	22.38
				25	0	22.33
	707.5	23095		1	0	22.25
				1	12	22.25
				1	24	22.25
				12	0	22.30
				12	7	22.29
				12	13	22.26
				25	0	22.25
	713.5	23155		1	0	22.13
				1	12	22.13
				1	24	22.13
				12	0	22.14
				12	7	22.30
				12	13	22.39
				25	0	22.29

Modulation	Carrier frequency (MHz)	UL Channel	BW	RB Size	RB Offset	Conducted power (dBm)
QPSK	704	23060	10	1	0	24.15
				1	25	24.43
				1	49	24.42
				25	0	23.35
				25	12	23.22
				25	25	23.23
	707.5	23095		50	0	23.31
				1	0	24.29
				1	25	24.33
				1	49	24.33
				25	0	23.22
				25	12	23.47
	711	23130		25	25	23.34
				50	0	23.23
				1	0	24.59
				1	25	24.67
				1	49	24.51
				25	0	23.40
16QAM	704	23060	25	12	23.22	
			25	25	23.45	
			50	0	23.39	
			1	0	23.75	
			1	25	23.56	
			1	49	23.63	
	707.5	23095	25	0	22.27	
			25	12	22.15	
			25	25	22.16	
			50	0	22.35	
			1	0	23.89	
			1	25	24.04	
	711	23130	1	49	24.05	
			25	0	22.39	
			25	12	22.73	
			25	25	22.68	
			50	0	22.32	
			1	0	23.17	
			1	25	23.09	
			1	49	23.08	
			25	0	22.81	
			25	12	22.49	
			25	25	22.45	
			50	0	22.74	

Modulation	Carrier frequency (MHz)	UL Channel	BW	RB Size	RB Offset	Conducted power (dBm)
64QAM	704	23060	10	1	0	22.34
				1	25	22.34
				1	49	22.34
				25	0	22.34
				25	12	22.34
				25	25	22.34
				50	0	22.34
	707.5	23095		1	0	22.44
				1	25	22.59
				1	49	22.65
				25	0	22.70
				25	12	22.35
				25	25	22.61
				50	0	22.61
	711	23130		1	0	22.74
				1	25	22.74
				1	49	22.62
				25	0	22.62
				25	12	22.62
				25	25	22.62
				50	0	22.62



## 2 Occupied Bandwidth

Band	Carrier frequency (MHz)	Channel	BW (MHz)	RB Size	RB Offset	Bandwidth of 99% Power (MHz)					
						QPSK		16-QAM		64-QAM	
12	699.7	23017	1.4	6	0	1.082	Fig.1	1.082	Fig.2	1.082	Fig.3
	707.5	23095		6	0	1.082	Fig.4	1.082	Fig.5	1.082	Fig.6
	715.3	23173		6	0	1.082	Fig.7	1.082	Fig.8	1.082	Fig.9
	700.5	23025	3	15	0	2.683	Fig.10	2.683	Fig.11	2.696	Fig.12
	707.5	23095		15	0	2.683	Fig.13	2.683	Fig.14	2.683	Fig.15
	714.5	23165		15	0	2.683	Fig.16	2.683	Fig.17	2.696	Fig.18
	701.5	23035	5	25	0	4.472	Fig.19	4.472	Fig.20	4.472	Fig.21
	707.5	23095		25	0	4.472	Fig.22	4.472	Fig.23	4.472	Fig.24
	713.5	23155		25	0	4.472	Fig.25	4.493	Fig.26	4.472	Fig.27
	704	23060	10	50	0	8.944	Fig.28	8.944	Fig.29	8.944	Fig.30
	707.5	23095		50	0	8.944	Fig.31	8.944	Fig.32	8.944	Fig.33
	711	23130		50	0	8.944	Fig.34	8.944	Fig.35	8.944	Fig.36

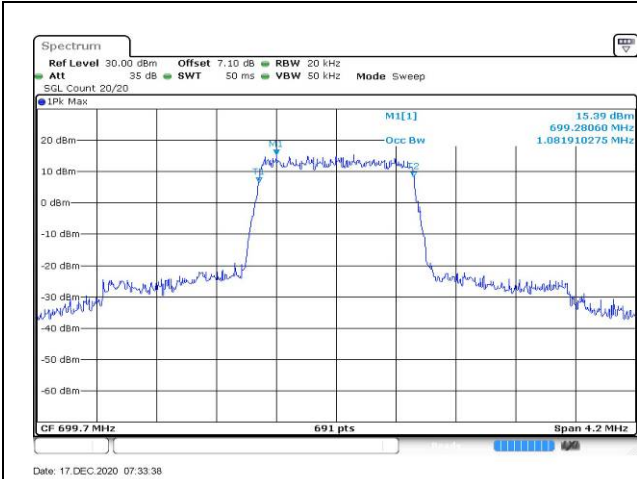


Fig.1

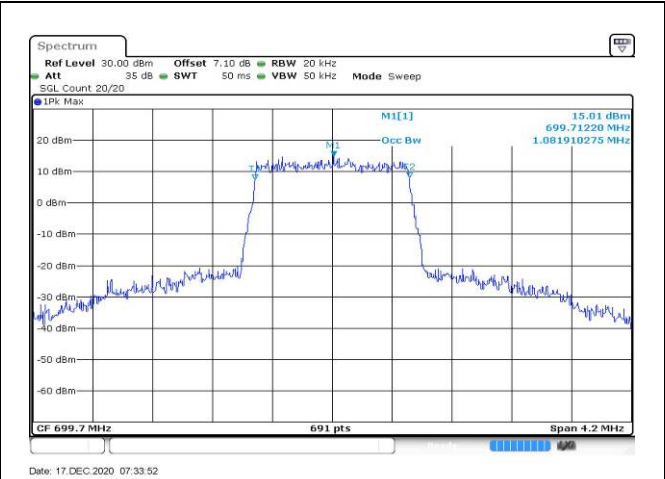


Fig.2

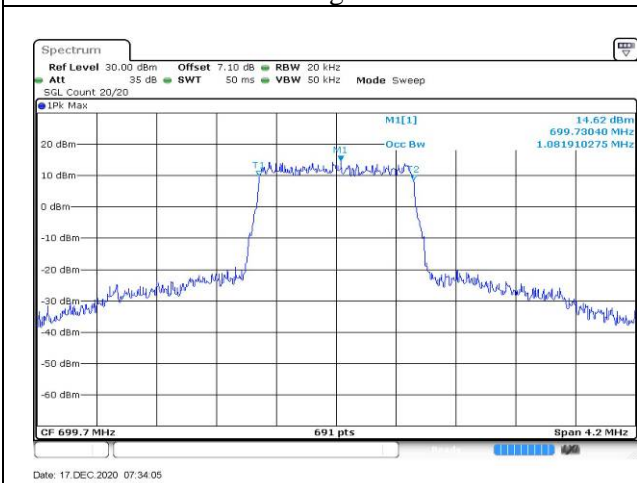


Fig.3

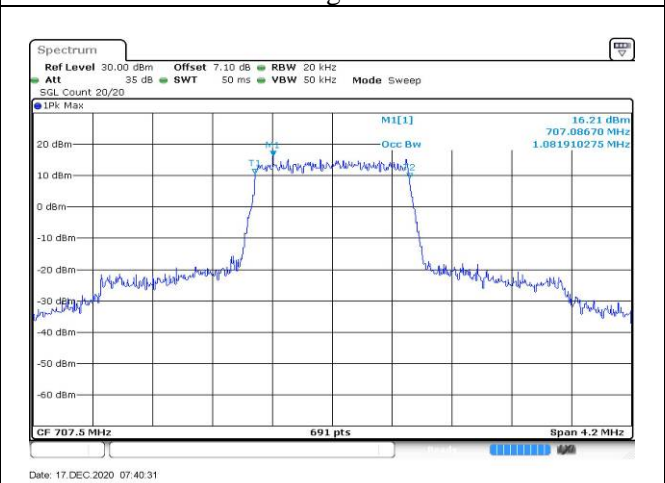


Fig.4

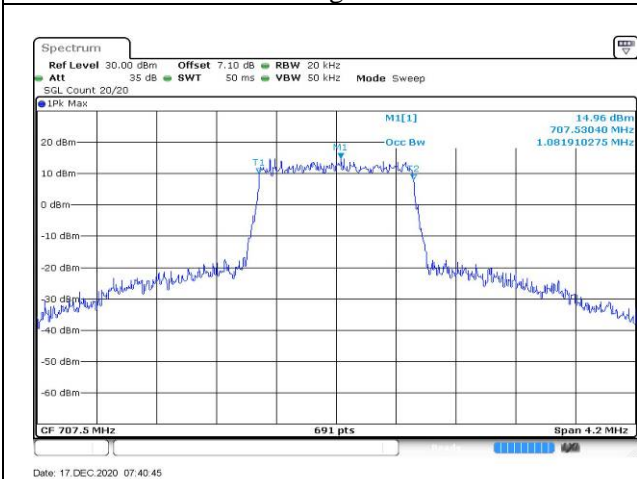


Fig.5

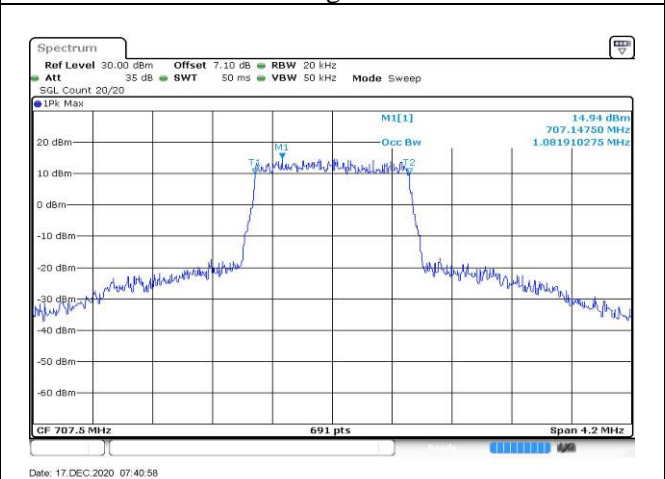


Fig.6

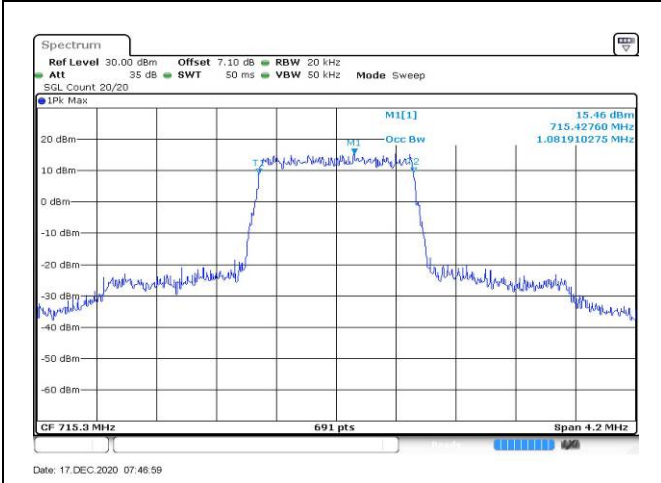


Fig.7

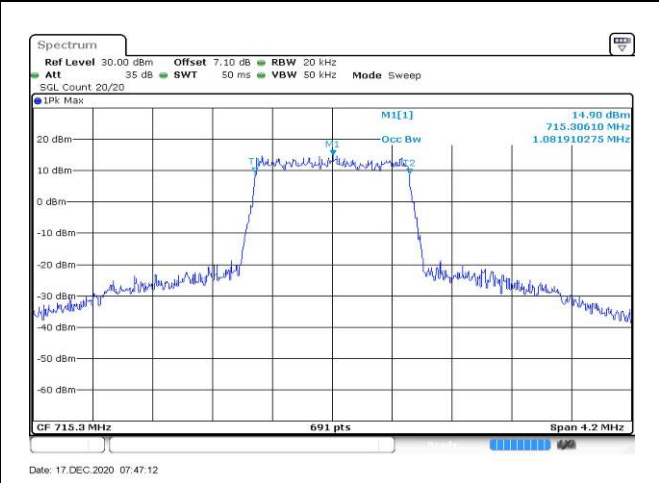


Fig.8

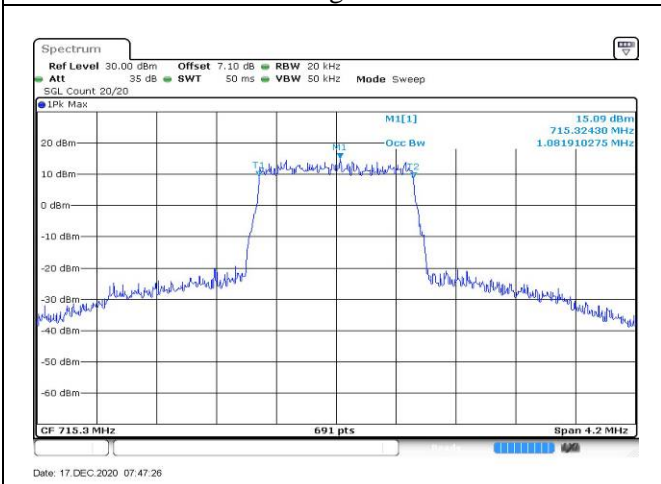


Fig.9

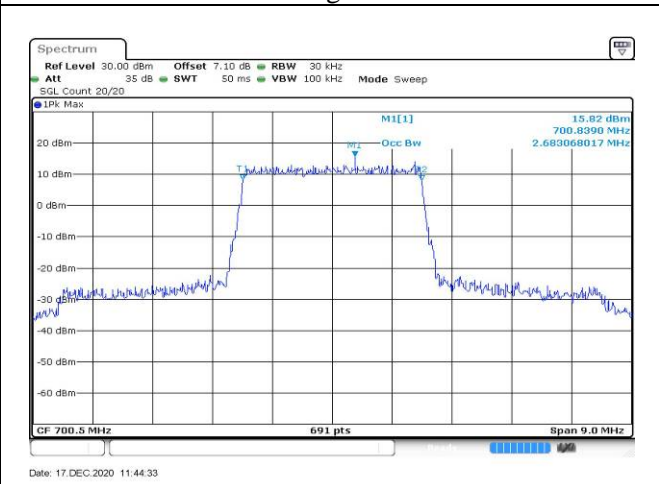


Fig.10

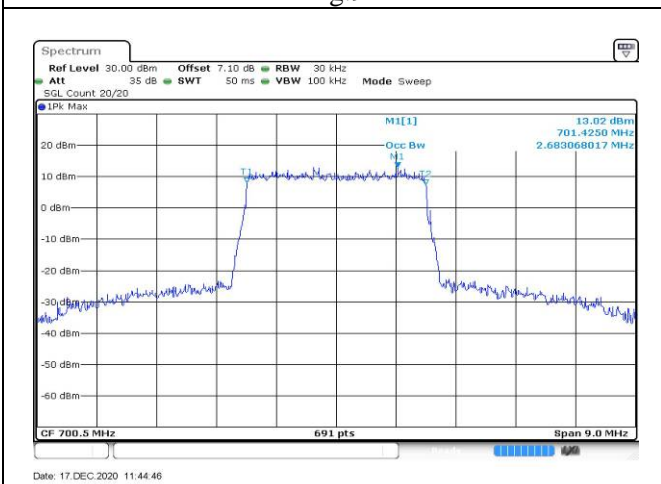


Fig.11

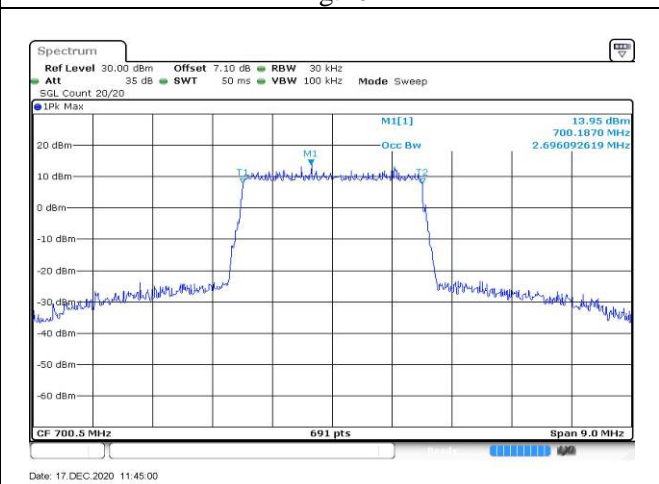


Fig.12

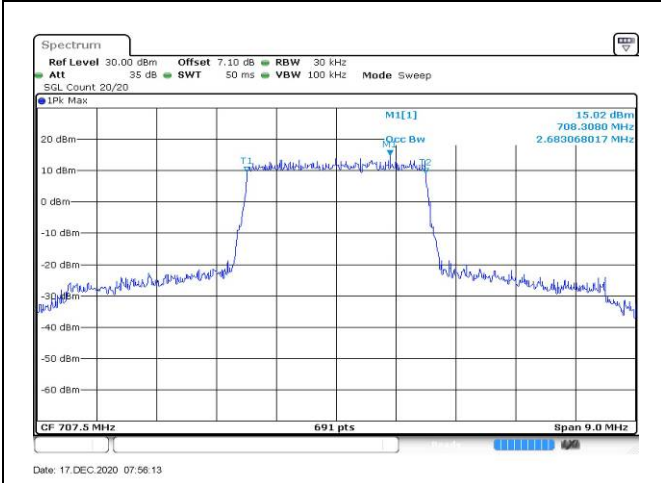


Fig.13

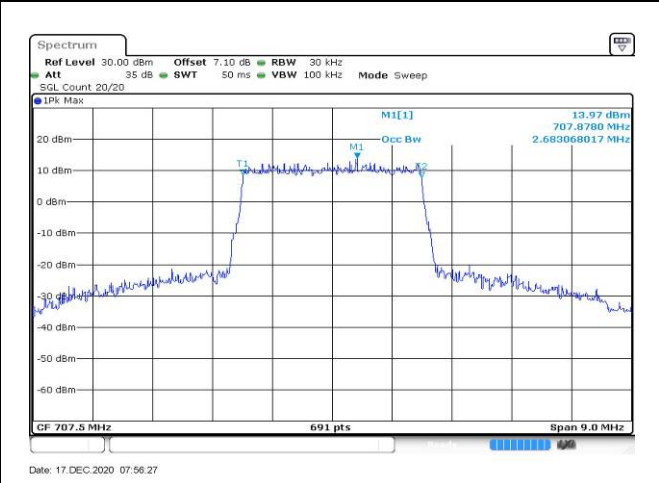


Fig.14

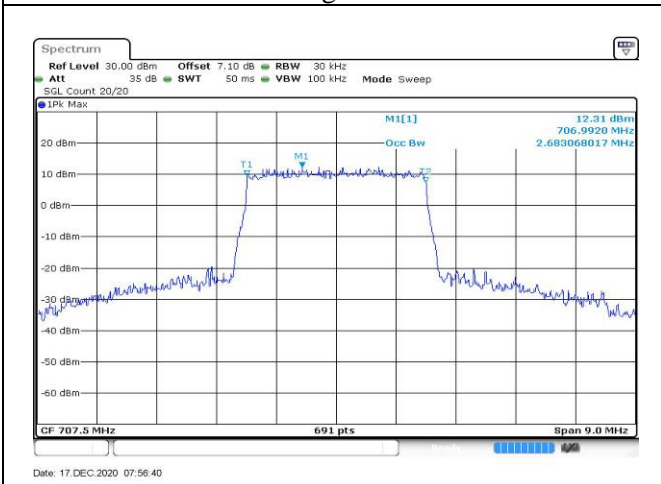


Fig.15

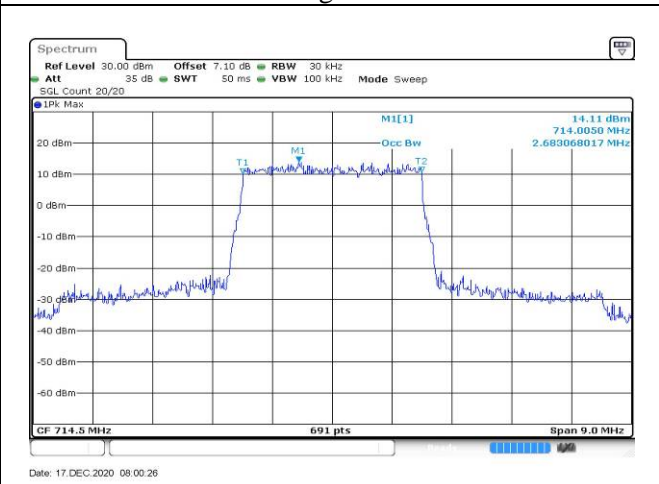


Fig.16

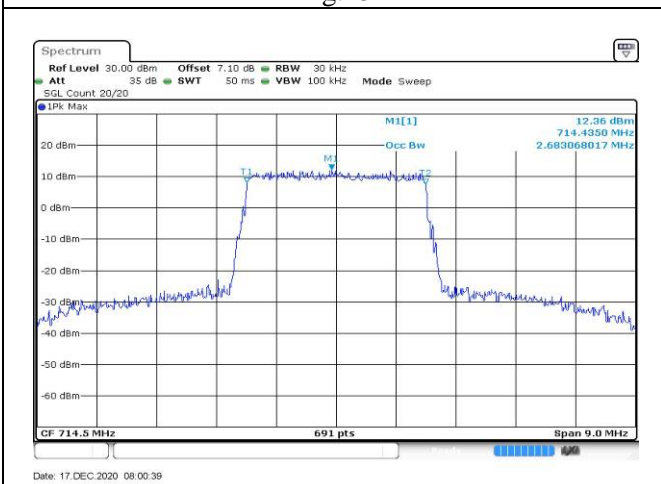


Fig.17

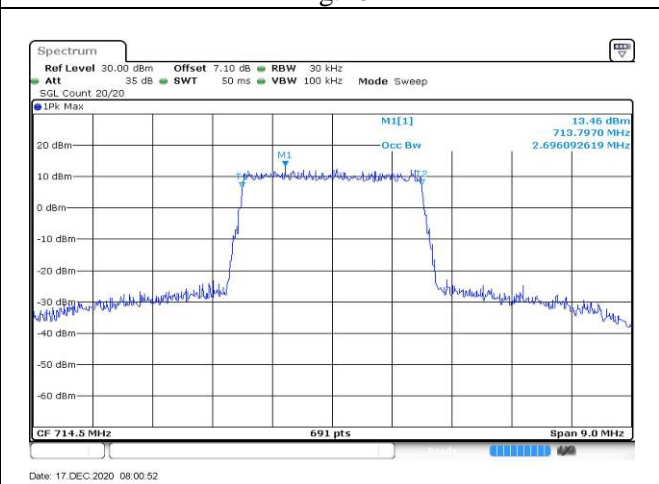


Fig.18

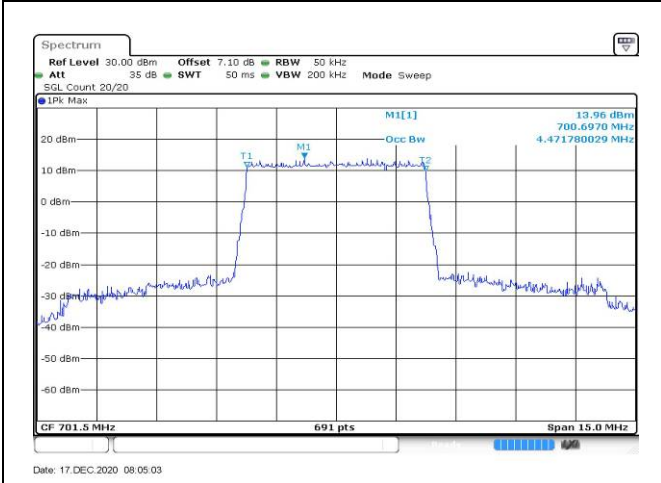


Fig.19

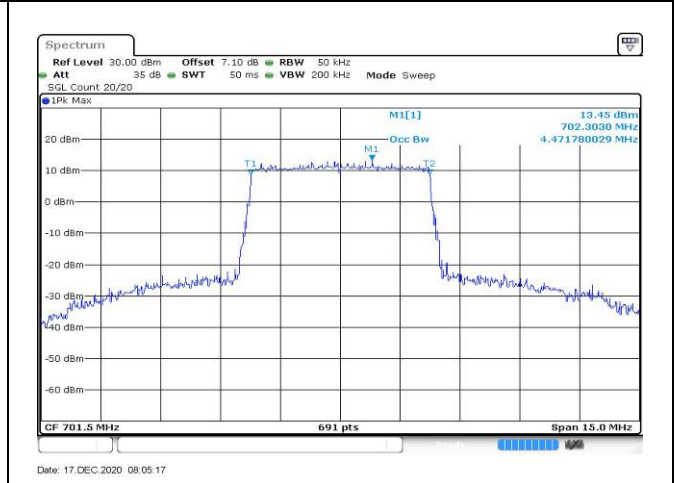


Fig.20

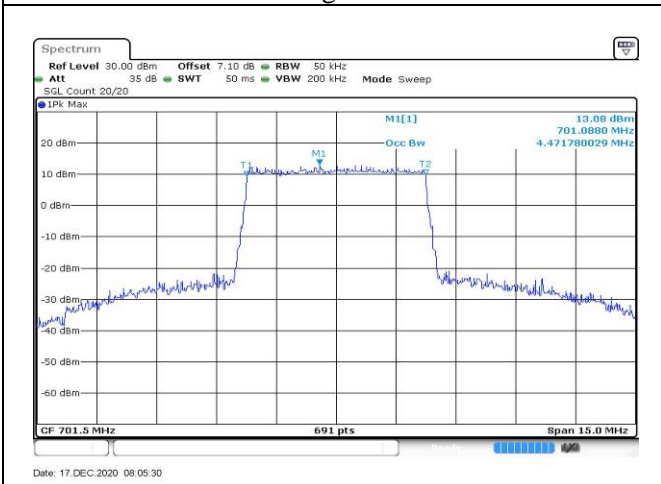


Fig.21

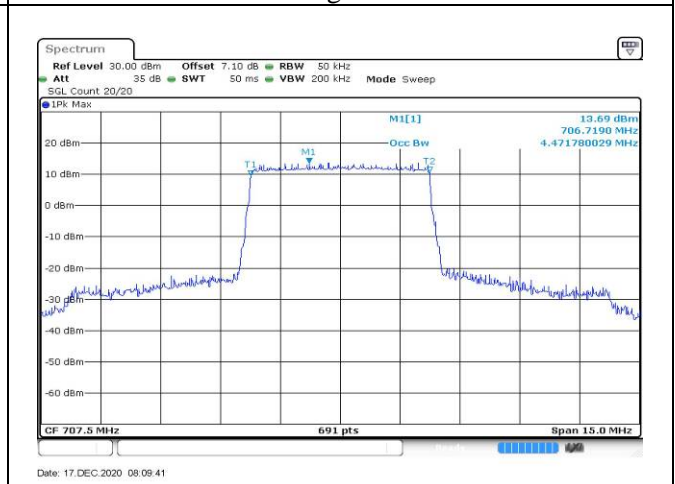


Fig.22

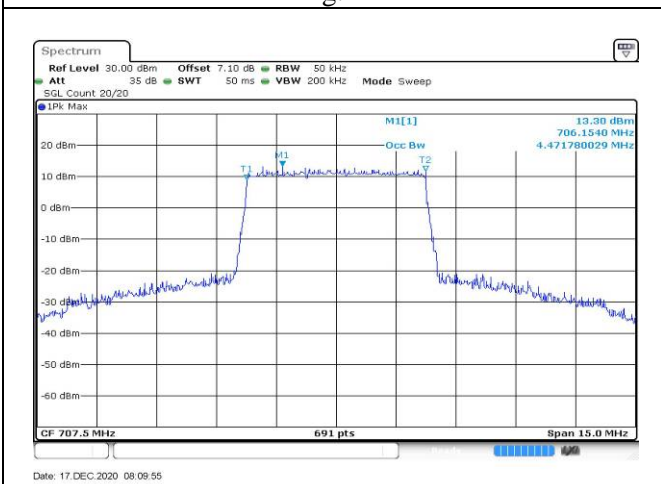


Fig.23

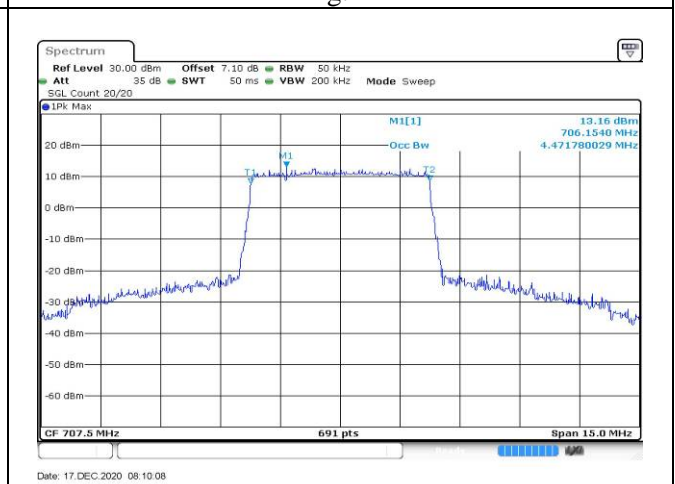
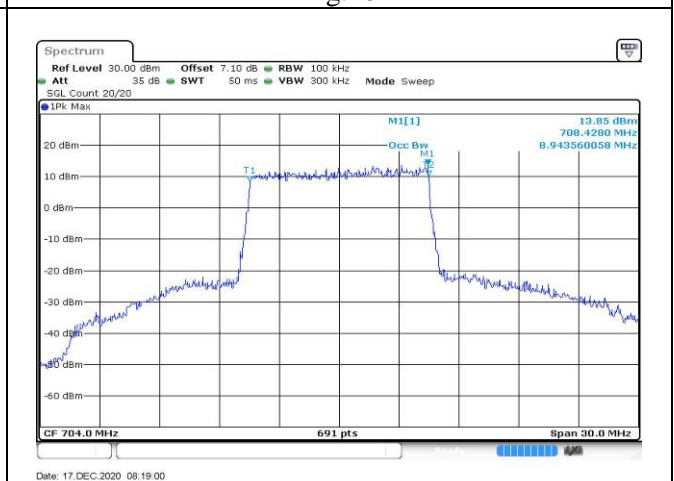
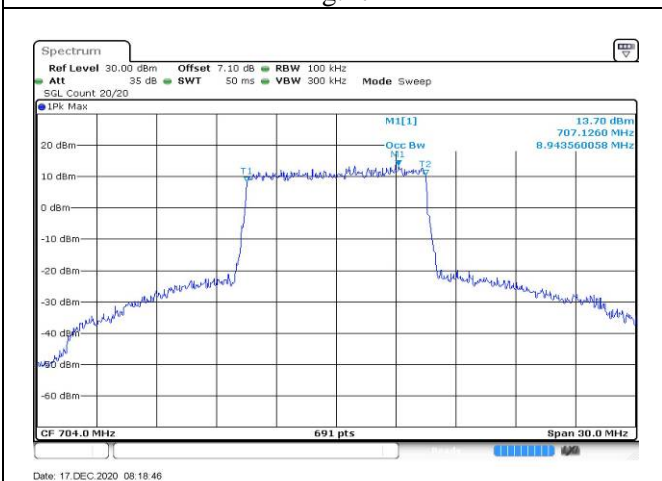
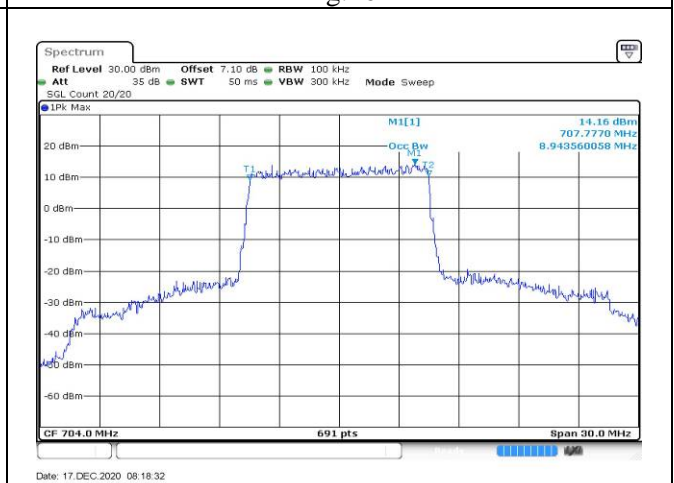
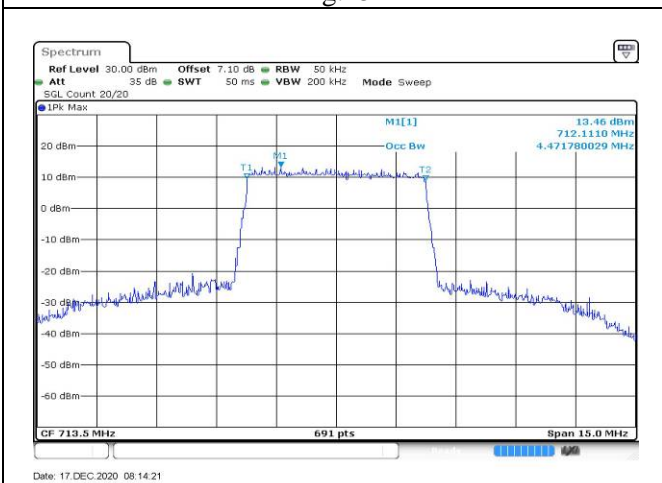
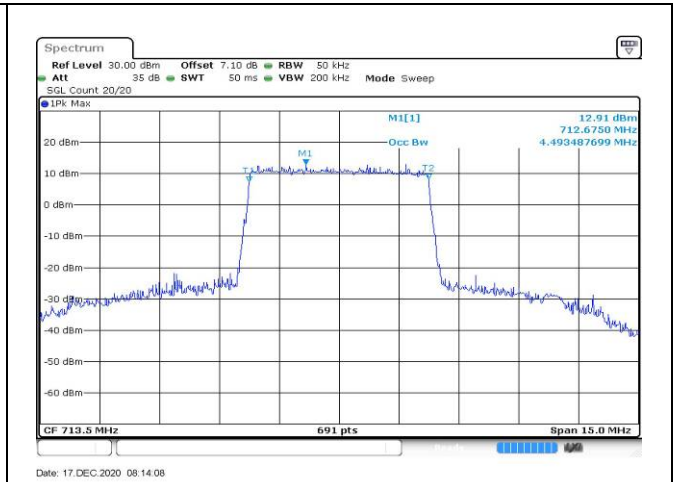
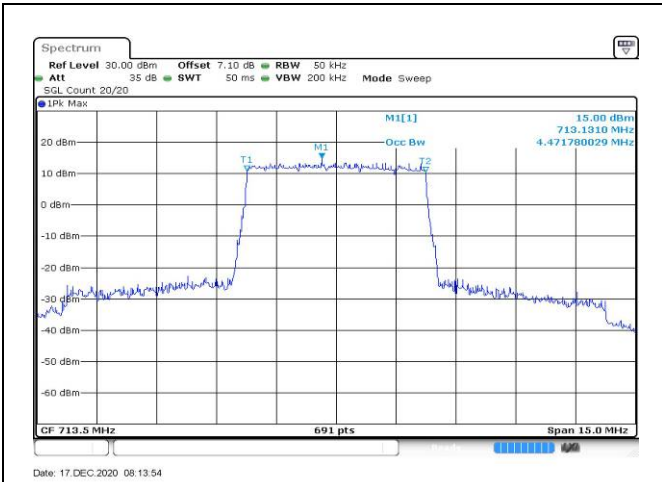
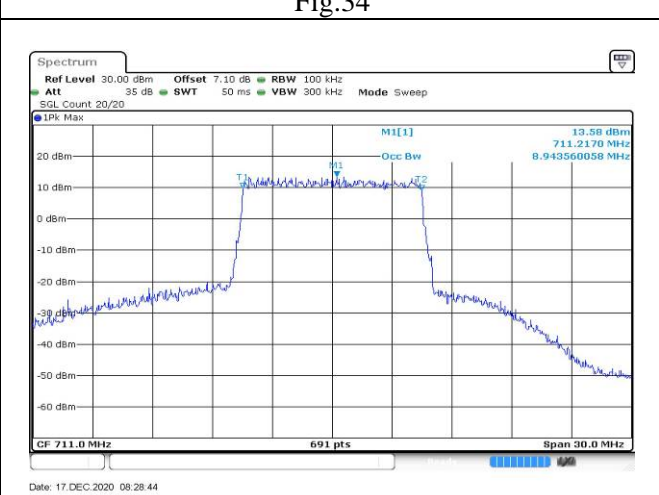
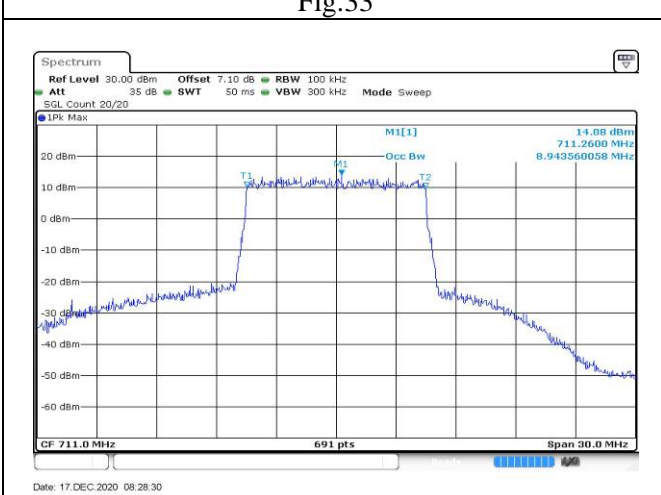
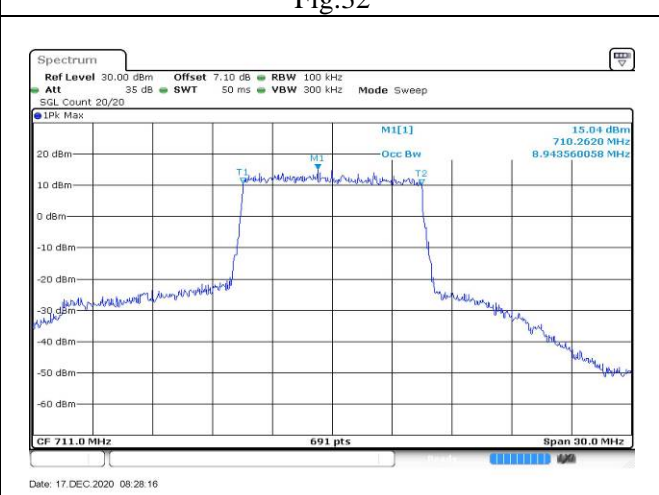
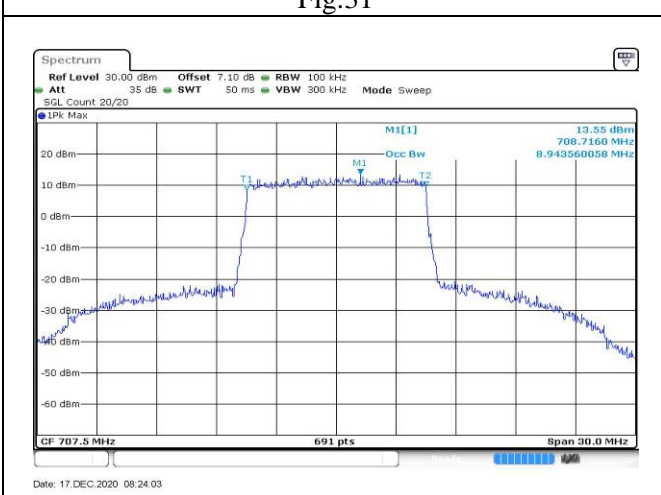
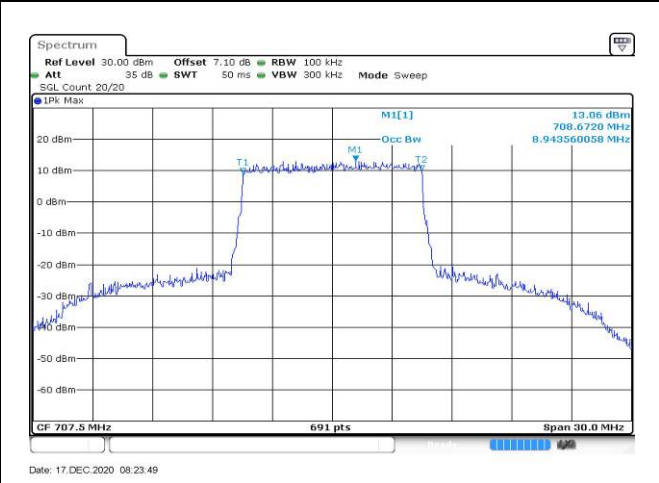
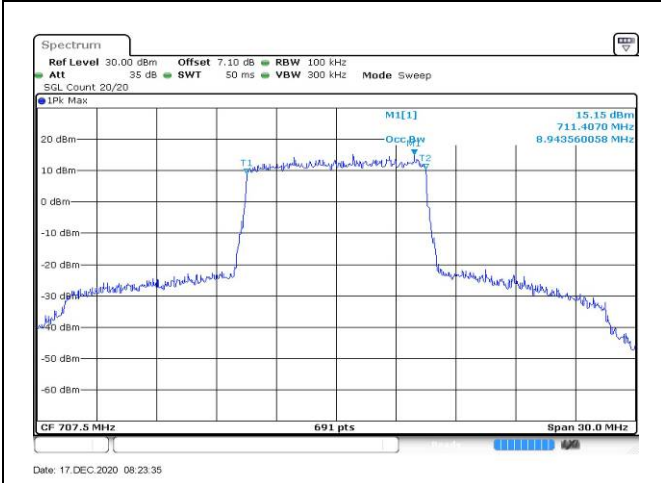


Fig.24







### 3 Emission Bandwidth

Band	Carrier frequency (MHz)	Channel	BW (MHz)	RB Size	RB Offset	Bandwidth of -26dB transmitter power (MHz)					
						QPSK		16-QAM		64-QAM	
12	699.7	23017	1.4	6	0	1.234	Fig.1	1.216	Fig.2	1.228	Fig.3
	707.5	23095		6	0	1.234	Fig.4	1.216	Fig.5	1.228	Fig.6
	715.3	23173		6	0	1.222	Fig.7	1.228	Fig.8	1.222	Fig.9
	700.5	23025	3	15	0	2.957	Fig.10	2.996	Fig.11	2.970	Fig.12
	707.5	23095		15	0	2.983	Fig.13	2.957	Fig.14	2.996	Fig.15
	714.5	23165		15	0	2.996	Fig.16	2.983	Fig.17	3.022	Fig.18
	701.5	23035	5	25	0	4.906	Fig.19	4.884	Fig.20	4.884	Fig.21
	707.5	23095		25	0	4.884	Fig.22	4.884	Fig.23	4.884	Fig.24
	713.5	23155		25	0	4.884	Fig.25	4.906	Fig.26	4.906	Fig.27
	704	23060	10	50	0	9.638	Fig.28	9.682	Fig.29	9.682	Fig.30
	707.5	23095		50	0	9.638	Fig.31	9.725	Fig.32	9.682	Fig.33
	711	23130		50	0	9.725	Fig.34	9.768	Fig.35	9.812	Fig.36



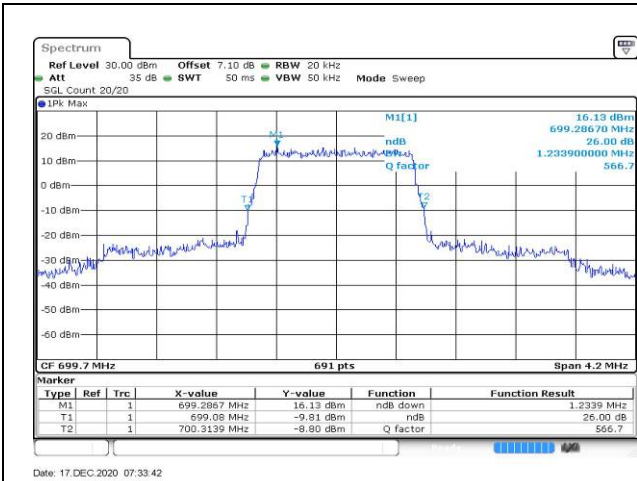


Fig.1

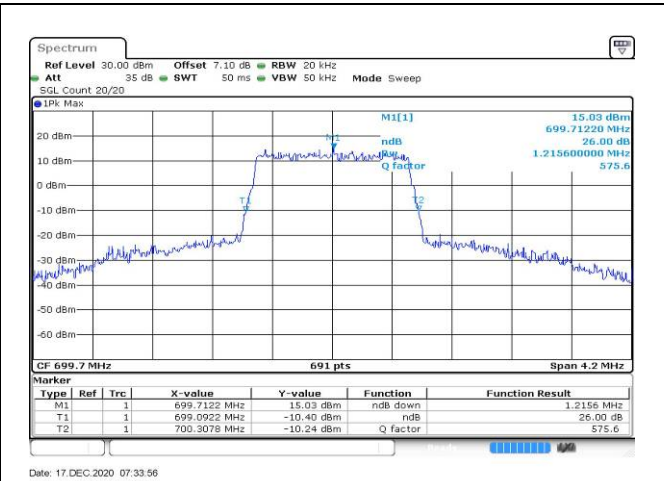


Fig.2

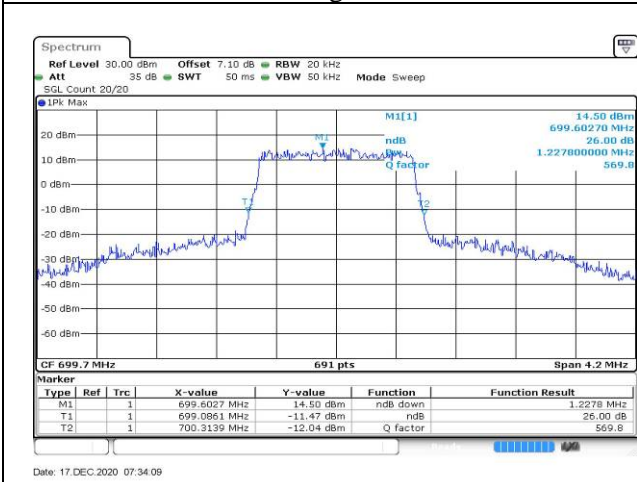


Fig.3

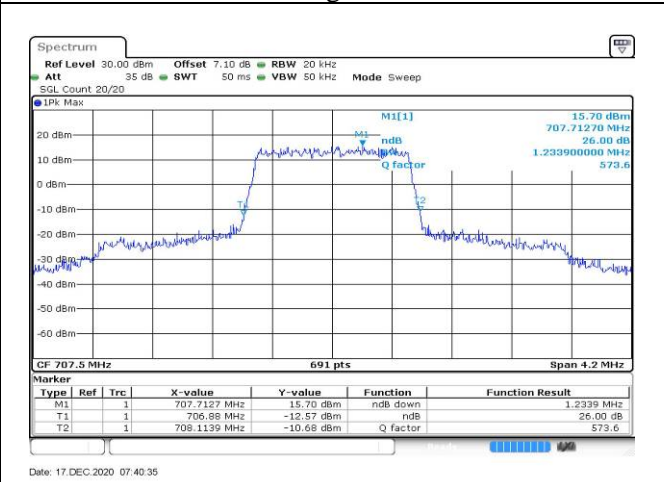


Fig.4

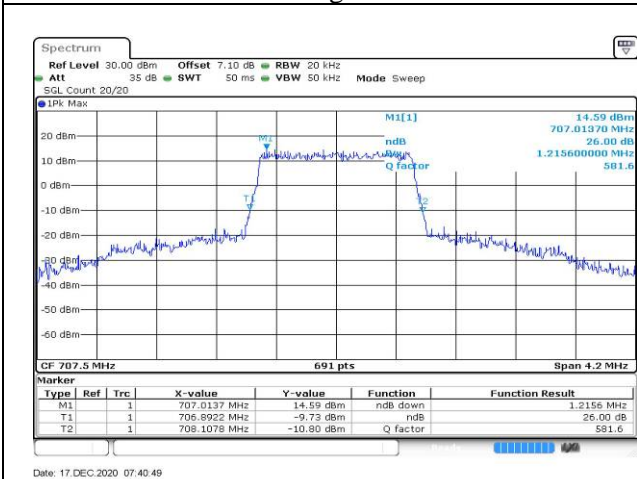


Fig.5

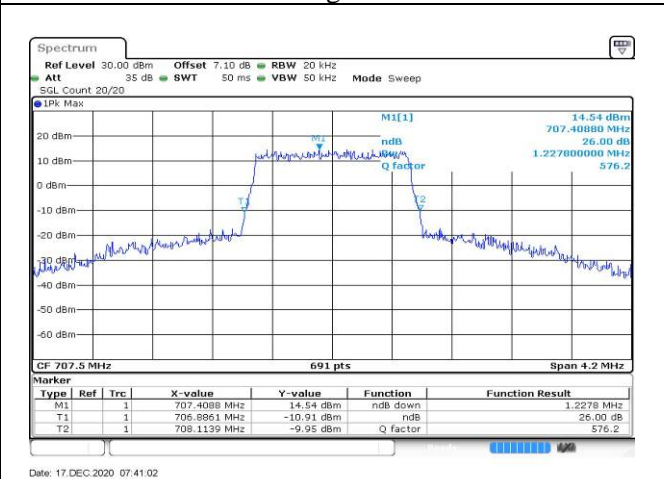


Fig.6

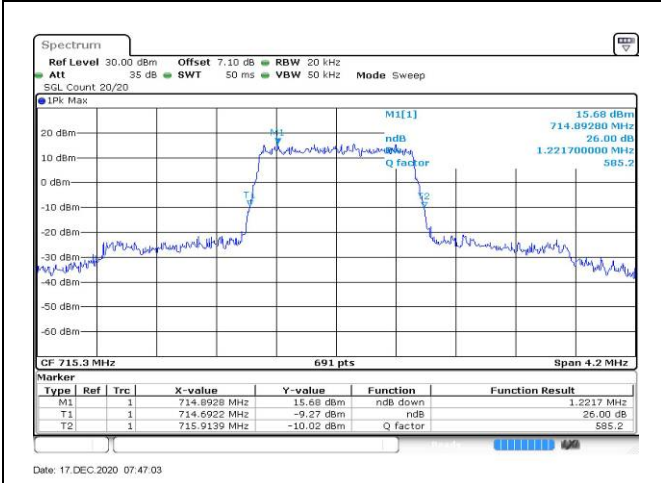


Fig.7

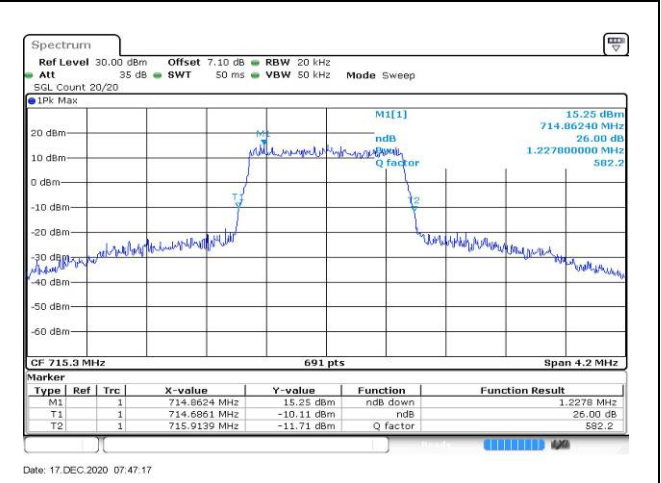


Fig.8

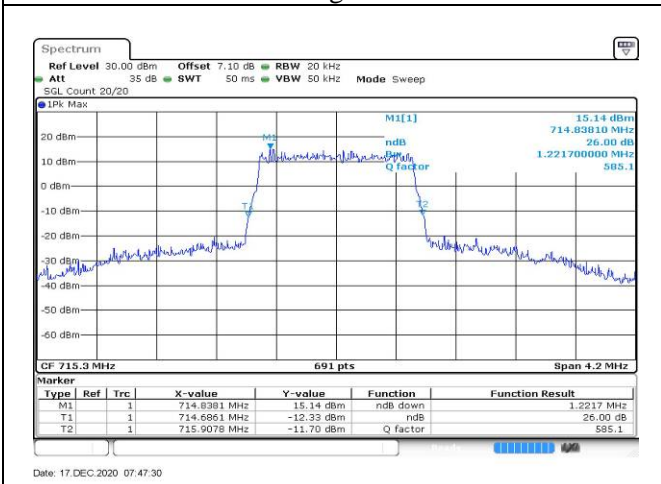


Fig.9

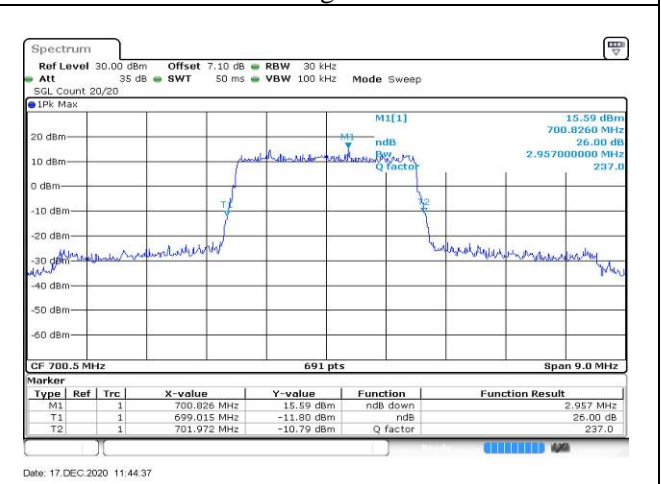


Fig.10

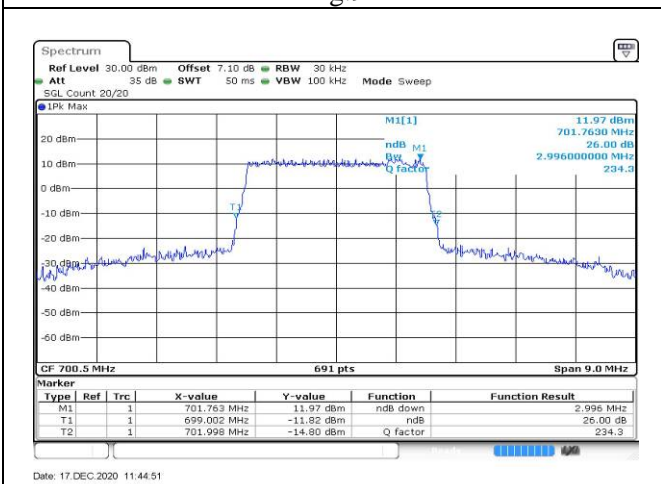


Fig.11

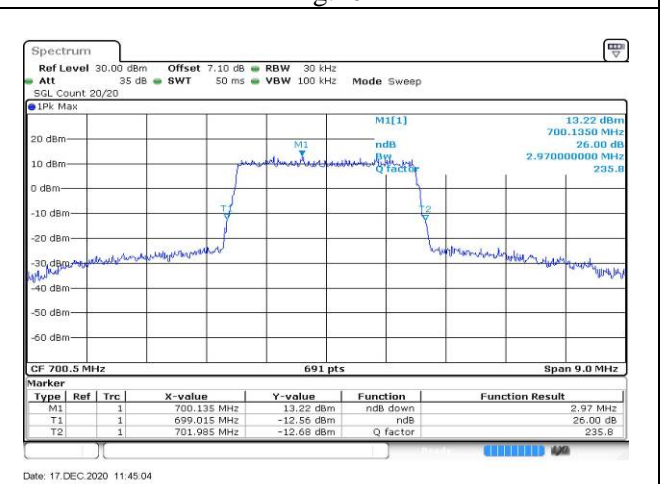


Fig.12

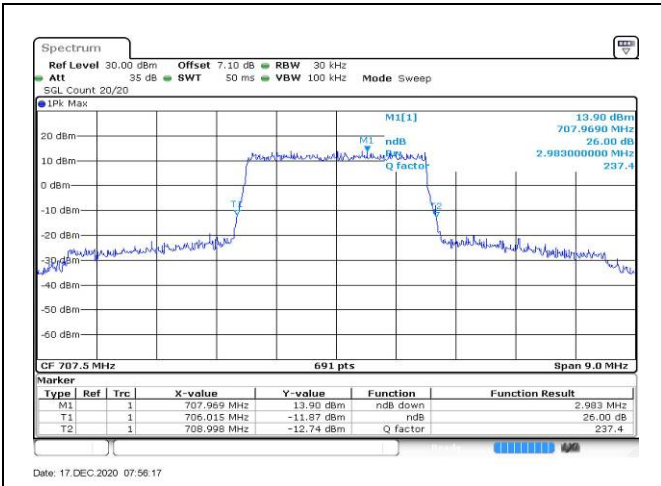


Fig.13

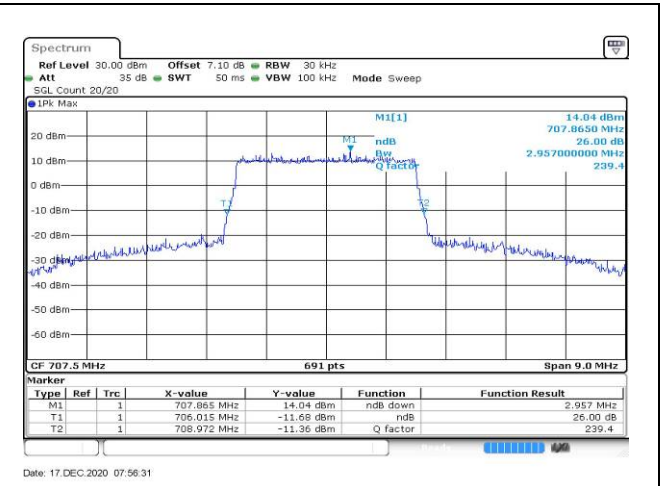


Fig.14

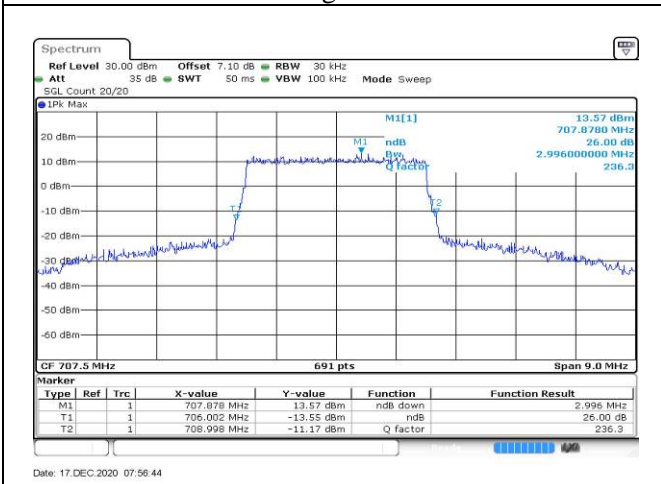


Fig.15

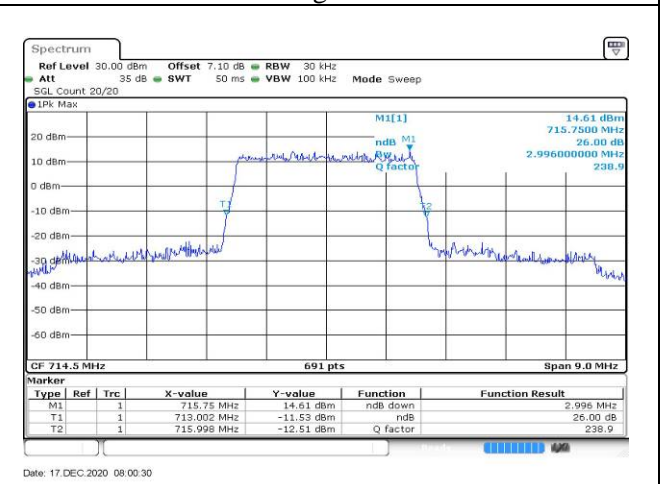


Fig.16

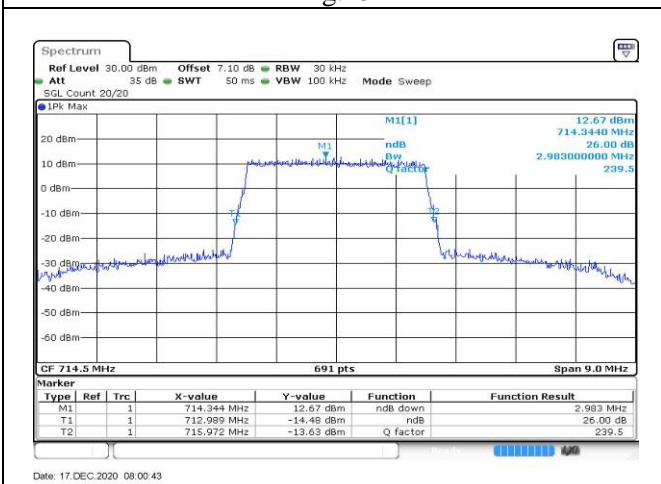


Fig.17

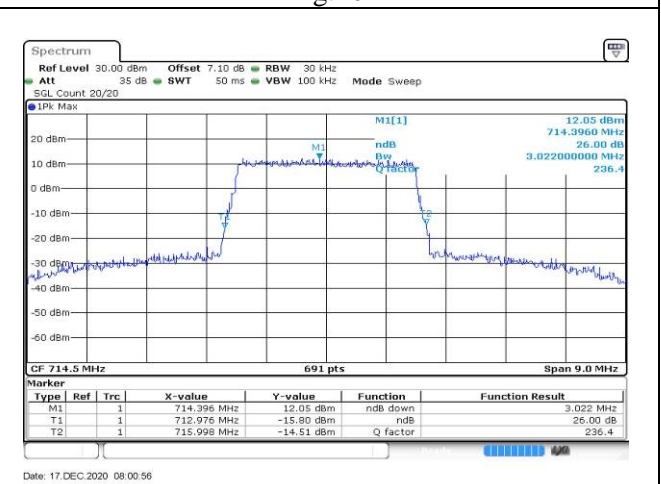


Fig.18

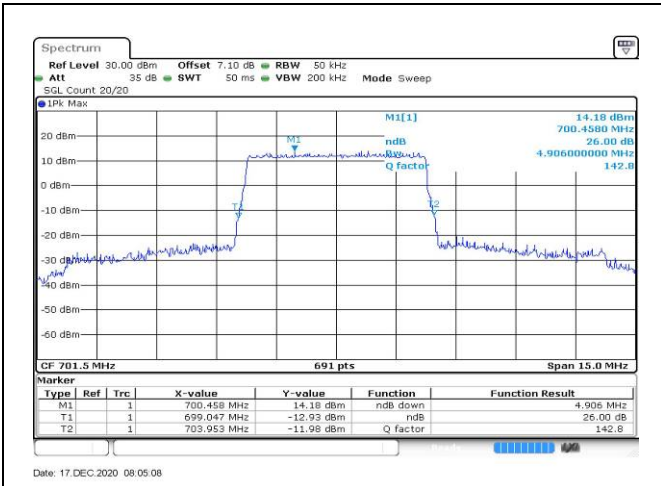


Fig.19

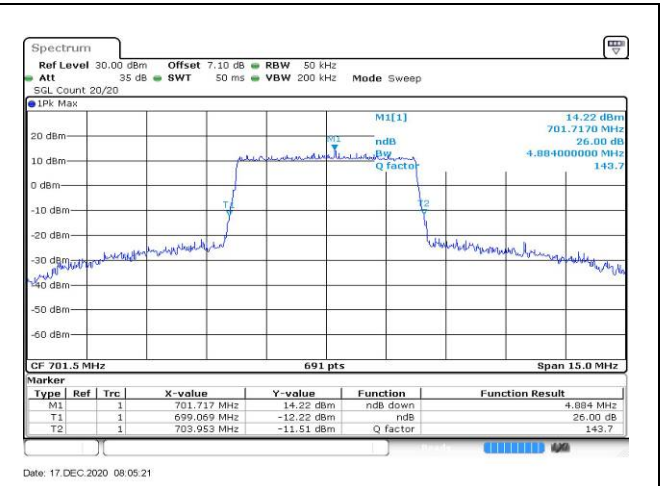


Fig.20

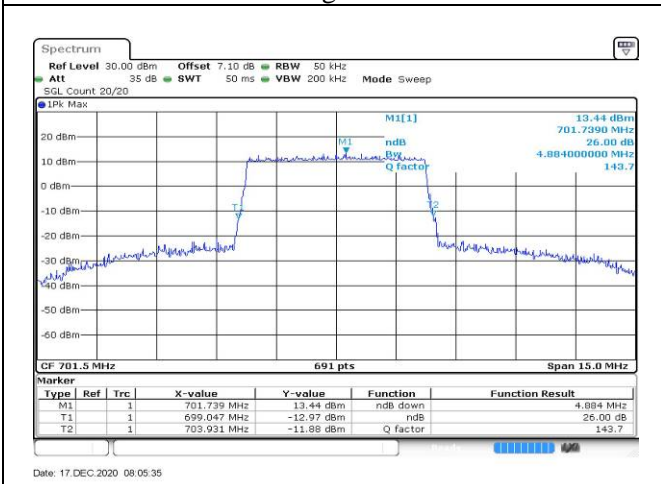


Fig.21

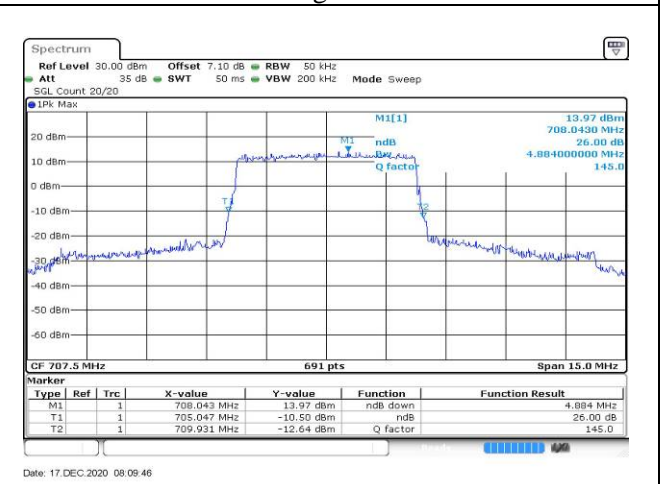


Fig.22

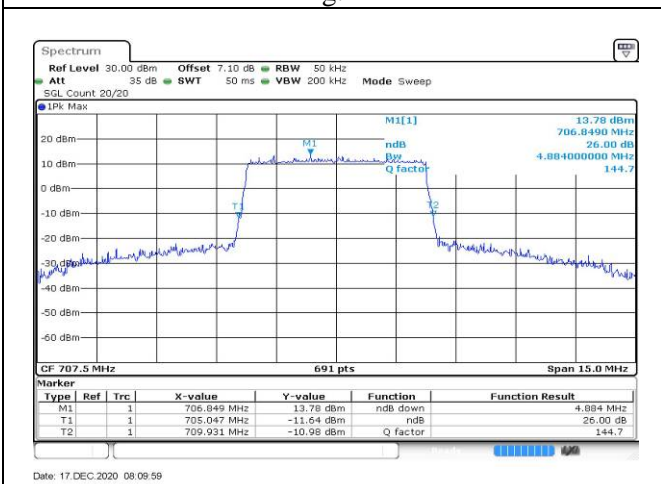


Fig.23

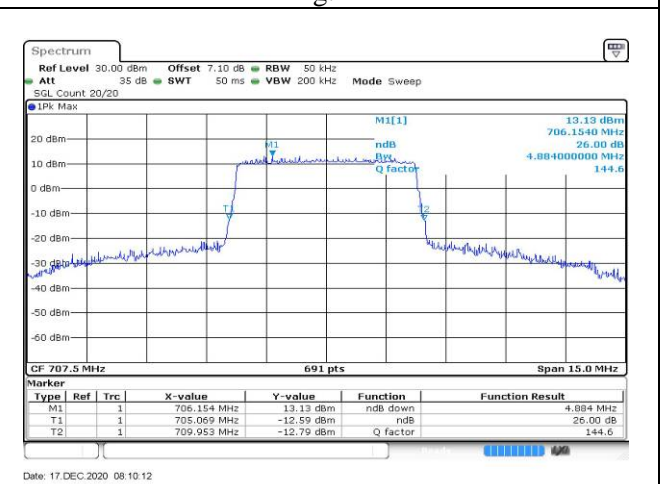


Fig.24

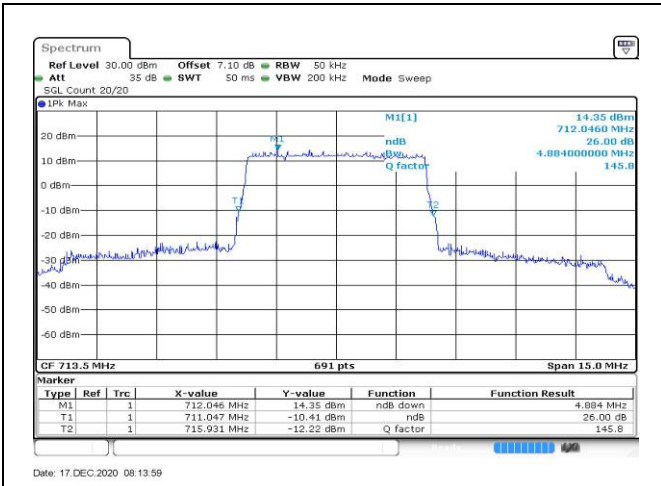


Fig.25

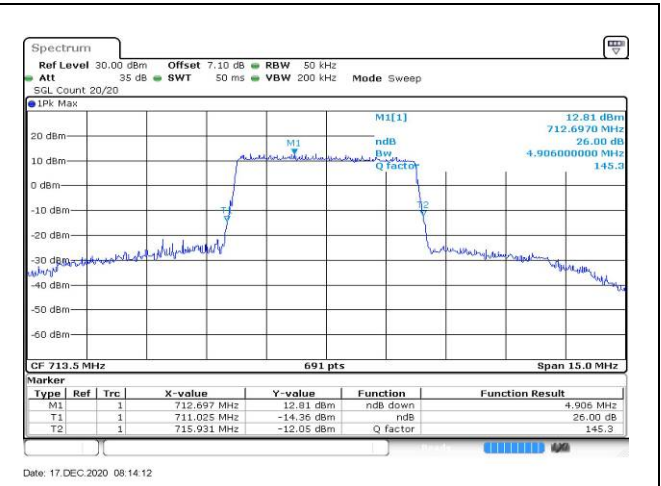


Fig.26

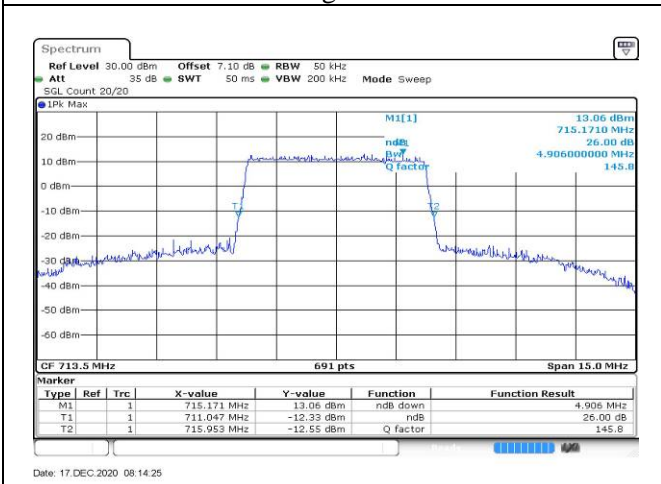


Fig.27

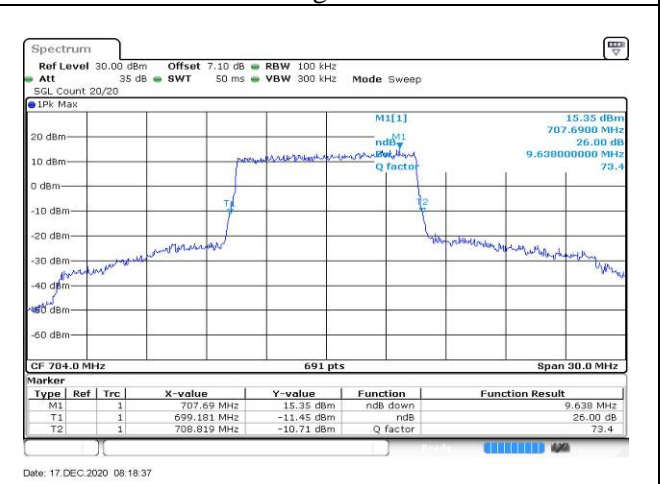


Fig.28

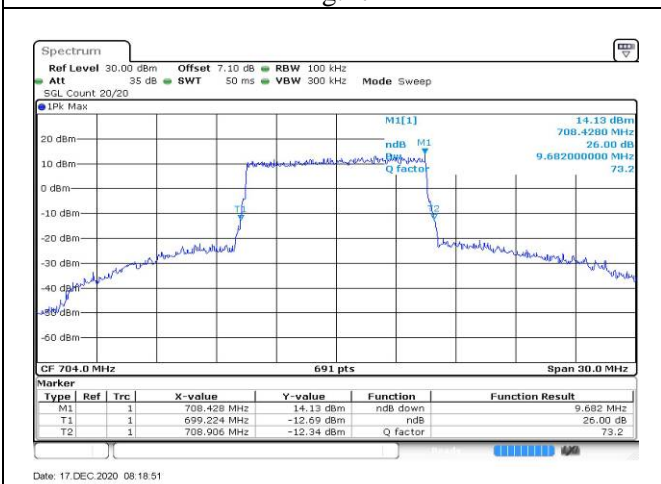


Fig.29

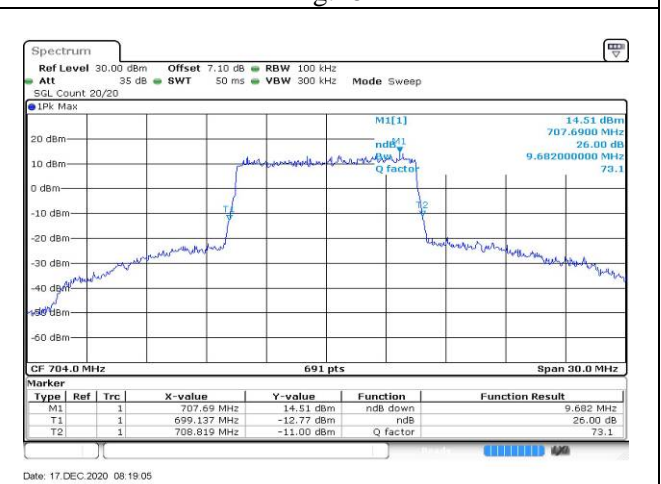


Fig.30



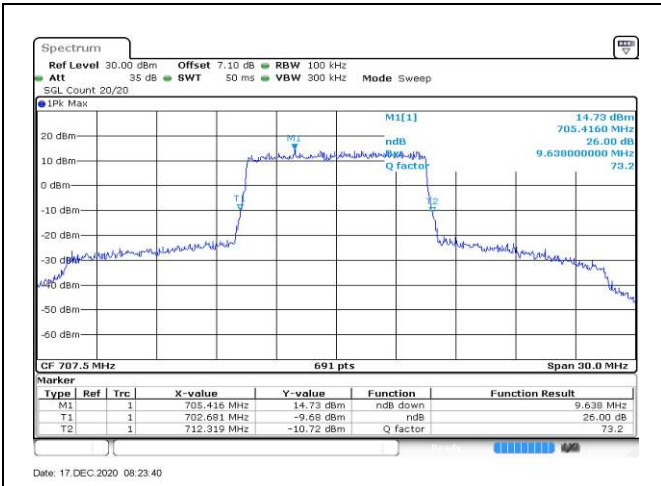


Fig.31

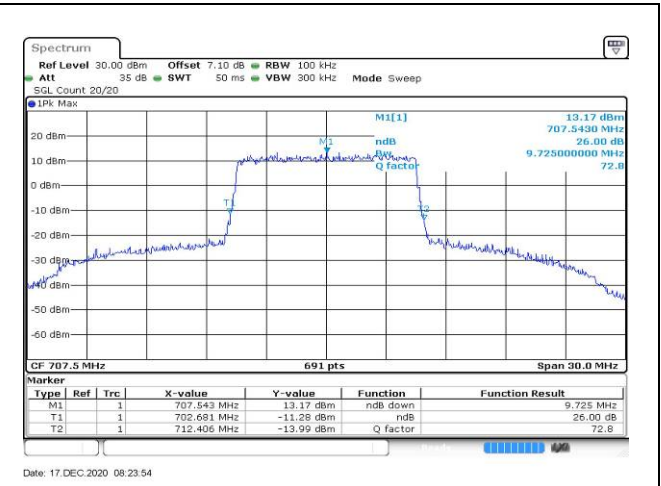


Fig.32

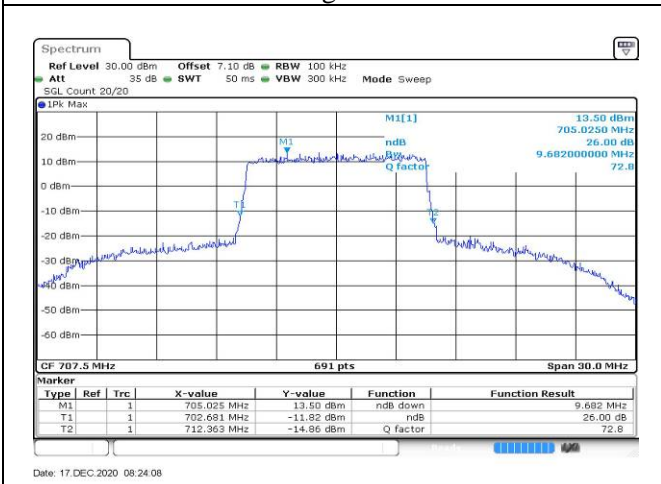


Fig.33

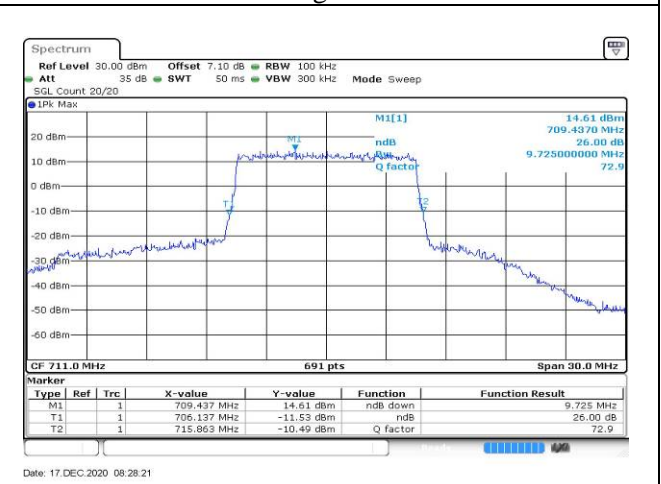


Fig.34

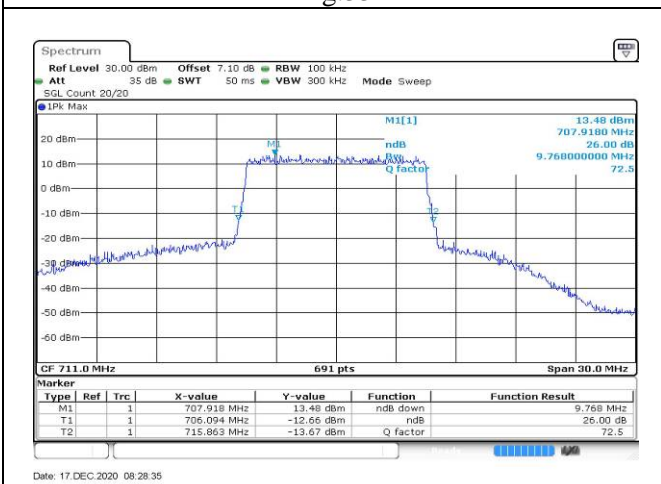


Fig.35

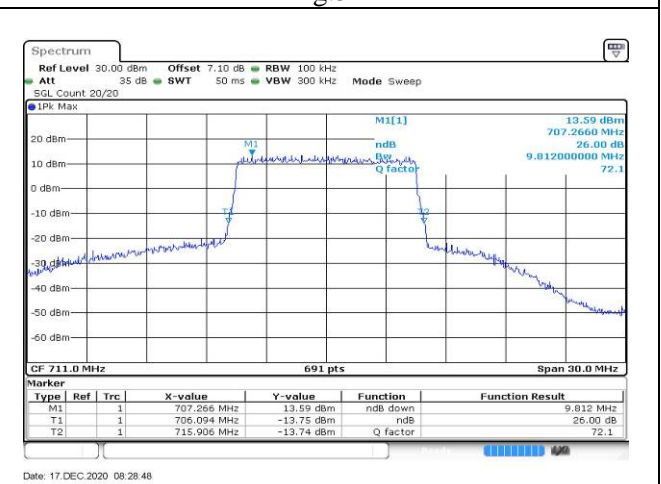


Fig.36

#### 4 Peak-Average Ratio

Band	Carrier frequency (MHz)	Channel	BW (MHz)	RB Size	RB Offset	QPSK	16-QAM	64-QAM
12	699.7	23017	1.4	1	5	Fig.1	Fig.2	Fig.3
	699.7	23017		6	0	Fig.4	Fig.5	Fig.6
	707.5	23095		1	5	Fig.7	Fig.8	Fig.9
	707.5	23095		6	0	Fig.10	Fig.11	Fig.12
	715.3	23173		1	5	Fig.13	Fig.14	Fig.15
	715.3	23173		6	0	Fig.16	Fig.17	Fig.18
	700.5	23025	3	1	14	Fig.19	Fig.20	Fig.21
	700.5	23025		15	0	Fig.22	Fig.23	Fig.24
	707.5	23095		1	14	Fig.25	Fig.26	Fig.27
	707.5	23095		15	0	Fig.28	Fig.29	Fig.30
	714.5	23165		1	14	Fig.31	Fig.32	Fig.33
	714.5	23165		15	0	Fig.34	Fig.35	Fig.36
	701.5	23035	5	1	24	Fig.37	Fig.38	Fig.39
	701.5	23035		25	0	Fig.40	Fig.41	Fig.42
	707.5	23095		1	24	Fig.43	Fig.44	Fig.45
	707.5	23095		25	0	Fig.46	Fig.47	Fig.48
	713.5	23155		1	24	Fig.49	Fig.50	Fig.51
	713.5	23155		25	0	Fig.52	Fig.53	Fig.54
	704	23060	10	1	49	Fig.55	Fig.56	Fig.57
	704	23060		50	0	Fig.58	Fig.59	Fig.60
707.5	23095	1		49	Fig.61	Fig.62	Fig.63	
707.5	23095	50		0	Fig.64	Fig.65	Fig.66	
711	23130	1		49	Fig.67	Fig.68	Fig.69	
711	23130	50		0	Fig.70	Fig.71	Fig.72	

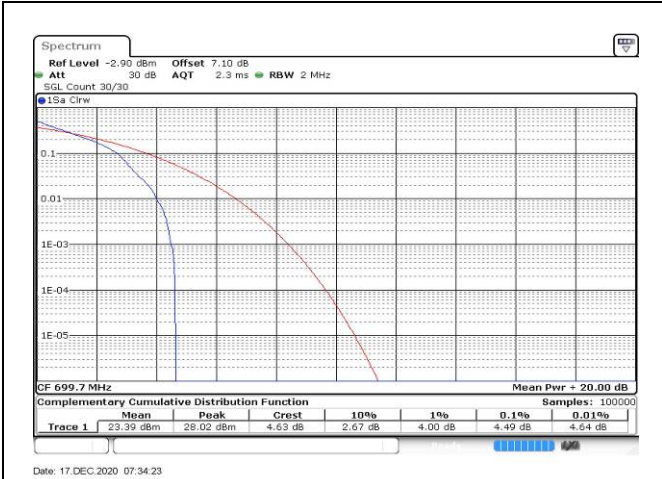


Fig.1



Fig.2

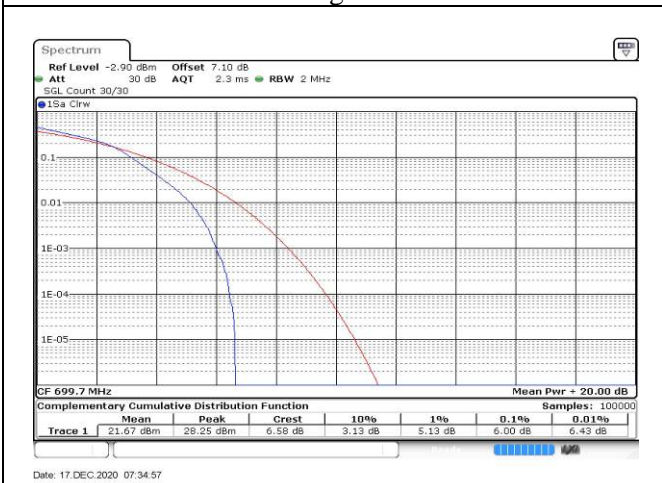


Fig.3

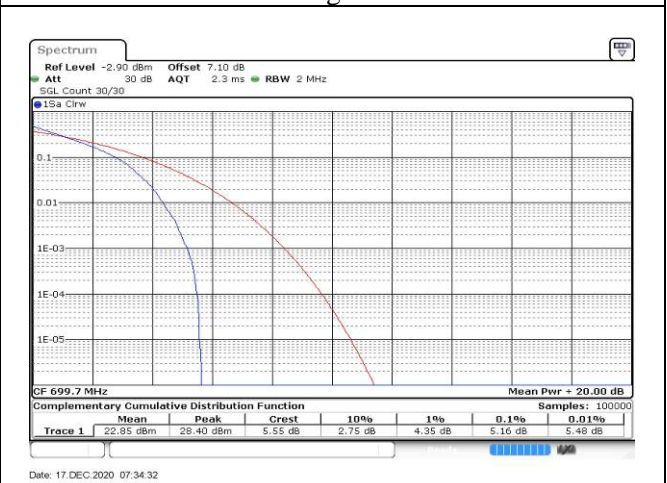


Fig.4

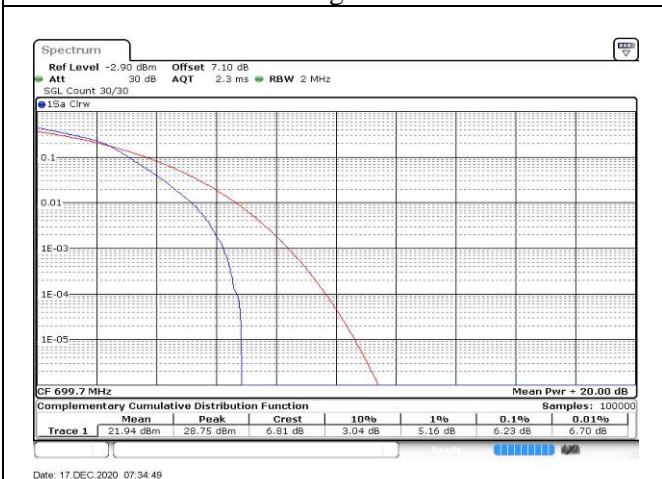


Fig.5

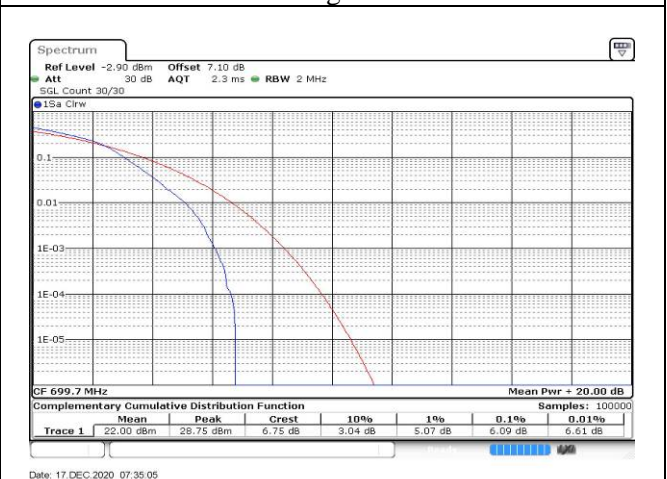


Fig.6



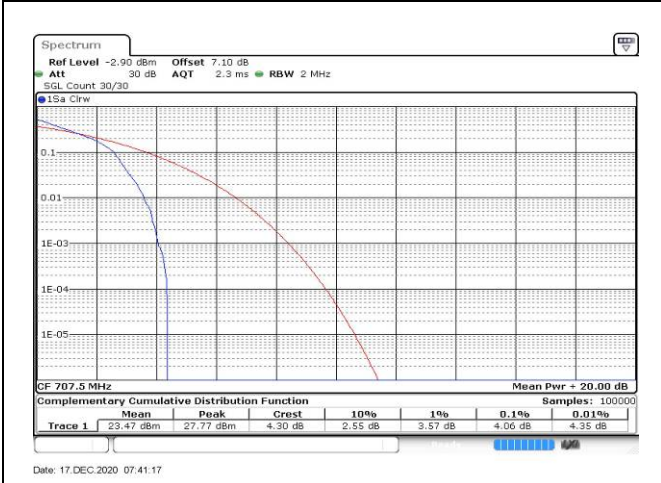


Fig.7

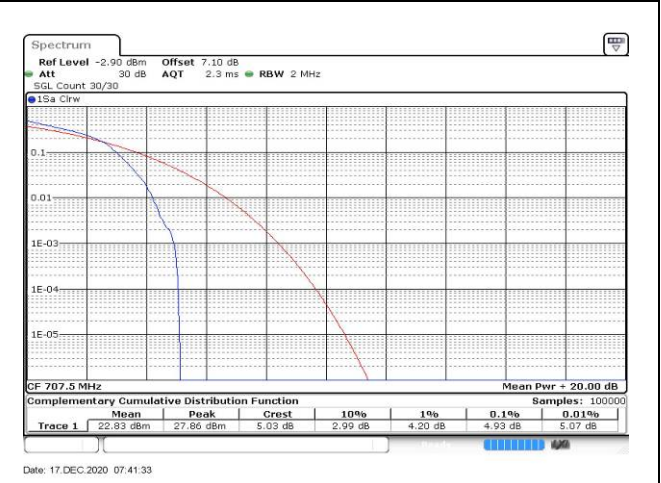


Fig.8

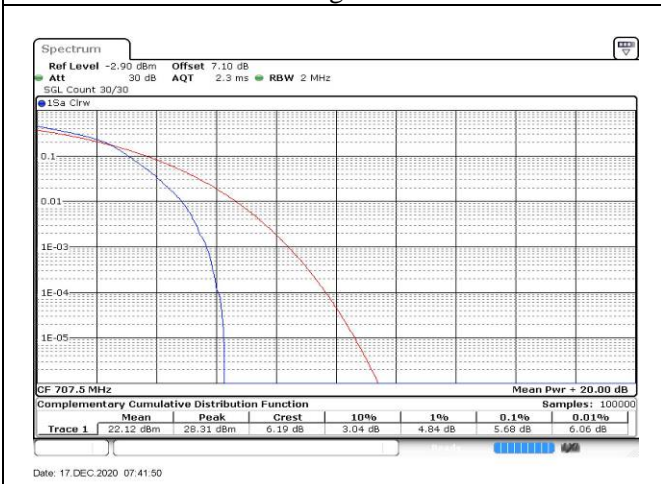


Fig.9

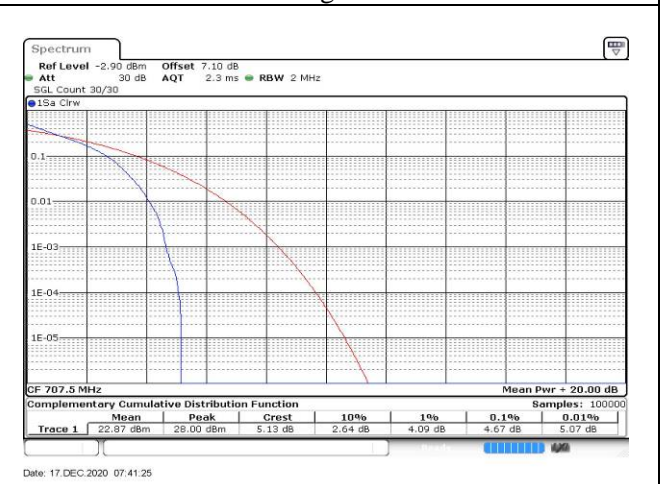


Fig.10

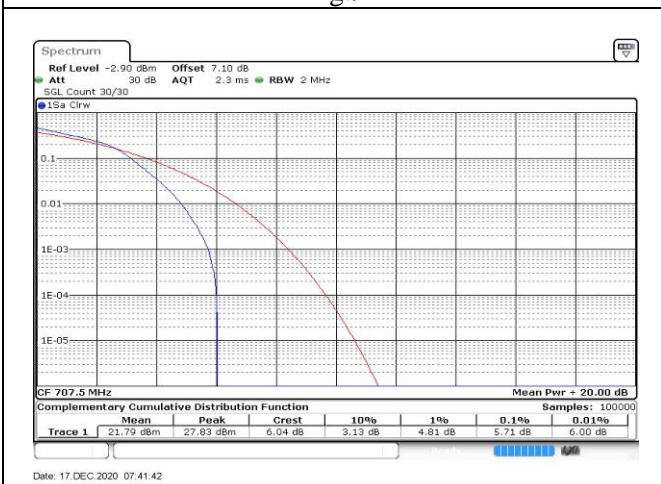


Fig.11

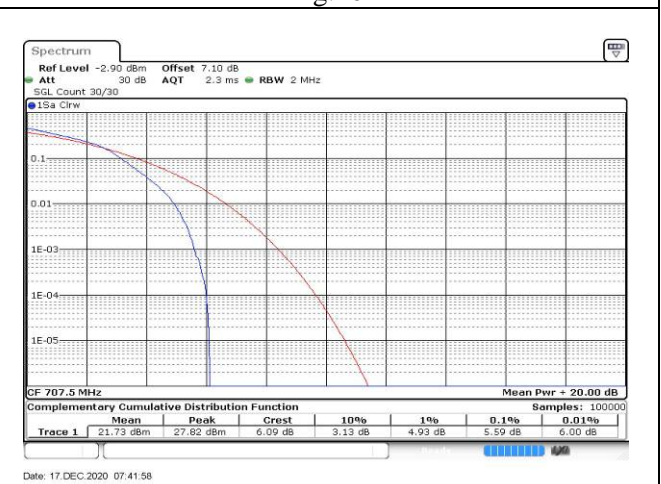


Fig.12

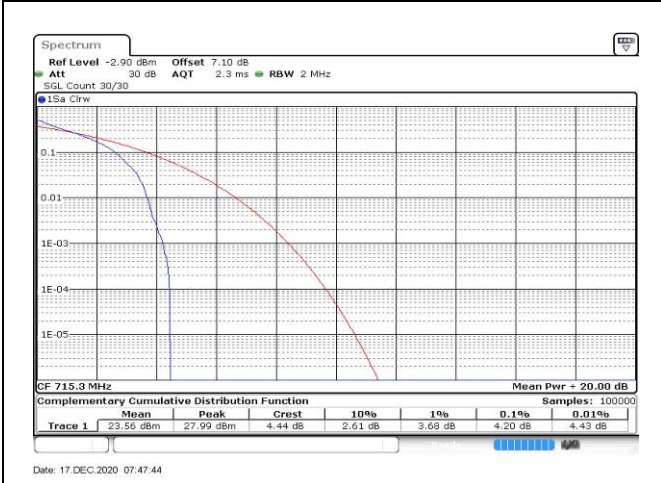


Fig.13

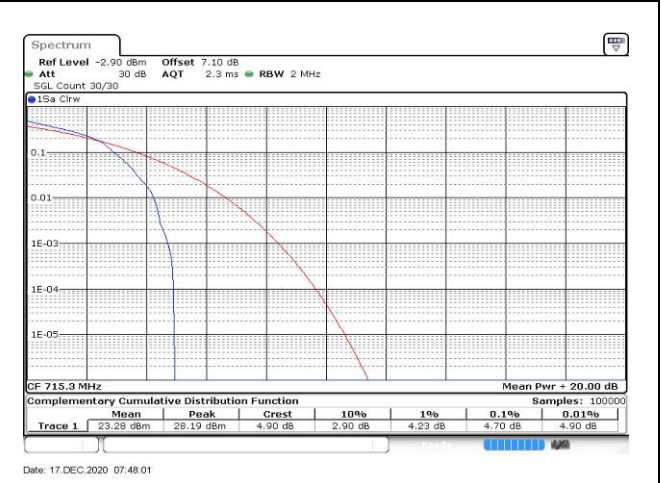


Fig.14

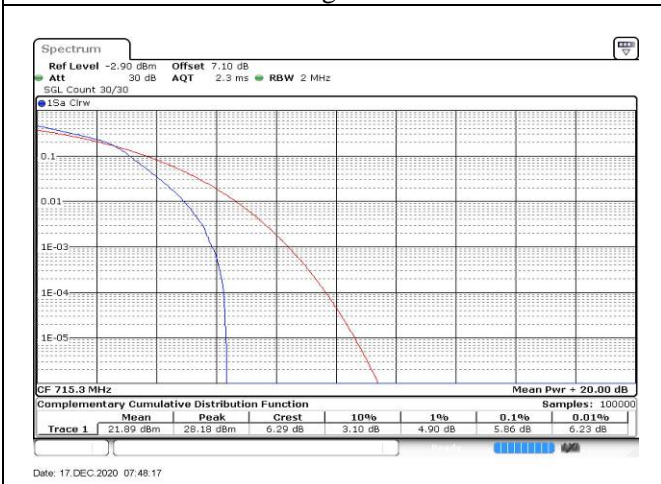


Fig.15

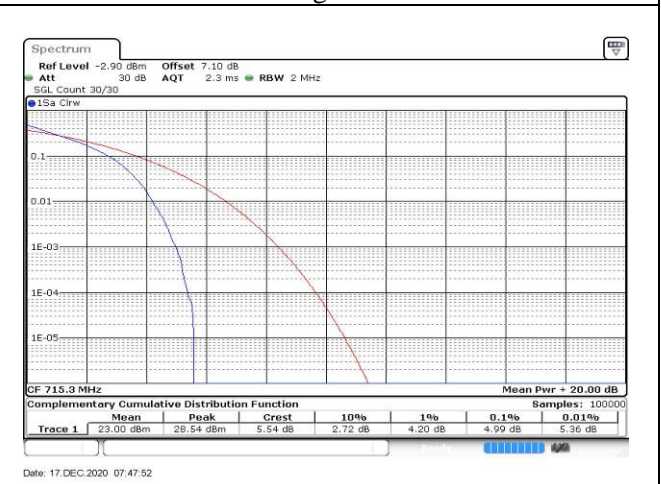


Fig.16



Fig.17

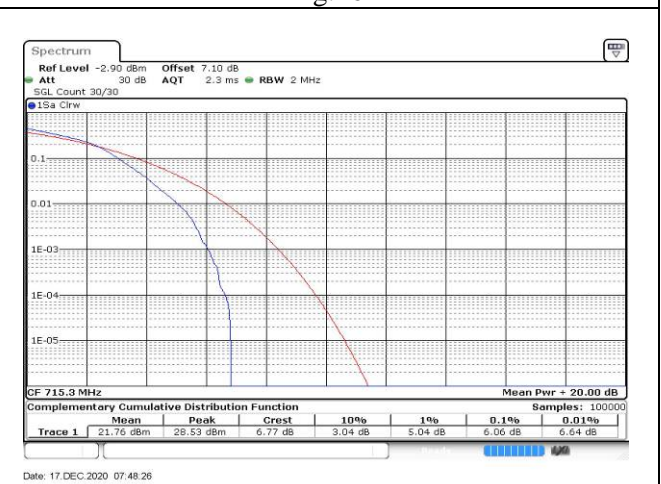


Fig.18