

APPENDIX A – TEST DATA OF CONDUCTED EMISSION

LTE Band 2

1 RF Power Output

Modulation	Carrier frequency (MHz)	UL Channel	BW	RB Size	RB Offset	Conducted power (dBm)
QPSK	1850.7	18607	1.4	1	0	24.28
				1	3	24.20
				1	5	24.25
				3	0	24.13
				3	1	24.14
				3	3	24.27
	6	0		23.05		
	1880	18900		1	0	23.86
				1	3	23.92
				1	5	23.90
				3	0	23.39
				3	1	23.43
				3	3	23.42
	1909.3	19193		6	0	22.44
				1	0	24.00
				1	3	23.83
				1	5	23.88
				3	0	23.01
3			1	23.05		
16QAM	1850.7	18607	3	3	23.02	
			6	0	22.18	
			1	0	22.80	
			1	3	22.86	
			1	5	22.84	
			3	0	22.33	
	1880	18900	3	1	22.37	
			3	3	22.36	
			6	0	21.38	
			1	0	22.29	
			1	3	22.26	
			1	5	22.31	
	1909.3	19193	3	0	21.67	
			3	1	21.75	
			3	3	21.88	
			6	0	20.86	
			1	0	22.94	
			1	3	22.77	
			1	5	22.82	
			3	0	21.95	
			3	1	21.99	
			3	3	21.96	
			6	0	21.12	

Modulation	Carrier frequency (MHz)	UL Channel	BW	RB Size	RB Offset	Conducted power (dBm)
64QAM	1850.7	18607	1.4	1	0	22.35
				1	3	22.44
				1	5	22.43
				3	0	22.43
				3	1	22.42
				3	3	22.42
	6	0		22.42		
	1880	18900		1	0	21.91
				1	3	22.02
				1	5	22.10
				3	0	22.01
				3	1	21.99
				3	3	21.99
	1909.3	19193		6	0	22.02
				1	0	22.28
				1	3	22.27
				1	5	22.26
				3	0	22.25
3			1	22.24		
			3	3	22.23	
			6	0	22.23	

Modulation	Carrier frequency (MHz)	UL Channel	BW	RB Size	RB Offset	Conducted power (dBm)
QPSK	1851.5	18615	3	1	0	23.88
				1	8	23.80
				1	14	23.94
				8	0	22.98
				8	4	22.92
				8	7	22.90
	15	0		22.91		
	1880	18900		1	0	23.79
				1	8	23.69
				1	14	23.82
				8	0	22.83
				8	4	22.77
				8	7	22.77
	1908.5	19185		15	0	22.81
				1	0	24.07
				1	8	24.22
				1	14	24.19
				8	0	23.18
8			4	23.07		
16QAM	1851.5	18615	8	7	23.07	
			15	0	23.15	
			1	0	23.02	
			1	8	22.94	
			1	14	22.91	
			8	0	22.37	
	1880	18900	8	4	22.31	
			8	7	22.30	
			15	0	22.30	
			1	0	23.05	
			1	8	23.04	
			1	14	23.05	
	1908.5	19185	8	0	22.23	
			8	4	22.29	
			8	7	22.30	
			15	0	21.98	
			1	0	23.29	
			1	8	23.39	
			1	14	23.93	
			8	0	22.27	
			8	4	22.35	
			8	7	22.39	
			15	0	22.14	

Modulation	Carrier frequency (MHz)	UL Channel	BW	RB Size	RB Offset	Conducted power (dBm)
64QAM	1851.5	18615	3	1	0	22.29
				1	8	22.29
				1	14	22.28
				8	0	22.27
				8	4	22.27
				8	7	22.26
				15	0	22.26
	1880	18900		1	0	21.98
				1	8	21.98
				1	14	21.99
				8	0	21.98
				8	4	21.98
				8	7	21.98
				15	0	21.98
	1908.5	19185		1	0	22.14
				1	8	22.19
				1	14	22.19
				8	0	22.14
				8	4	22.19
				8	7	22.19
				15	0	22.19

Modulation	Carrier frequency (MHz)	UL Channel	BW	RB Size	RB Offset	Conducted power (dBm)
QPSK	1852.5	18625	5	1	0	24.22
				1	12	24.04
				1	24	24.03
				12	0	23.28
				12	7	23.09
				12	13	23.09
	25	0		23.01		
	1880	18900		1	0	23.93
				1	12	23.97
				1	24	23.96
				12	0	22.88
				12	7	22.79
				12	13	22.78
	1907.5	19175		25	0	22.84
				1	0	24.01
				1	12	23.96
				1	24	24.05
				12	0	23.11
12			7	23.08		
16QAM	1852.5	18625	12	13	23.18	
			25	0	23.14	
			1	0	22.45	
			1	12	22.30	
			1	24	22.30	
			12	0	22.26	
	12	7	22.11			
	1880	18900	12	13	22.11	
			25	0	22.29	
			1	0	23.00	
			1	12	23.18	
			1	24	23.17	
			12	0	21.96	
	1907.5	19175	12	7	21.97	
			12	13	21.97	
			25	0	21.99	
			1	0	23.13	
			1	12	23.20	
1			24	23.10		
12	0	22.00				
12	7	22.04				
12	13	22.07				
25	0	22.15				

Modulation	Carrier frequency (MHz)	UL Channel	BW	RB Size	RB Offset	Conducted power (dBm)
64QAM	1852.5	18625	5	1	0	22.33
				1	12	22.25
				1	24	22.33
				12	0	22.30
				12	7	22.33
				12	13	22.25
				25	0	22.33
	1880	18900		1	0	21.99
				1	12	21.99
				1	24	22.00
				12	0	22.00
				12	7	22.00
				12	13	22.00
				25	0	22.00
	1907.5	19175		1	0	22.15
				1	12	22.05
				1	24	22.06
				12	0	22.06
				12	7	22.06
				12	13	22.06
				25	0	22.06

Modulation	Carrier frequency (MHz)	UL Channel	BW	RB Size	RB Offset	Conducted power (dBm)
QPSK	1855	18650	10	1	0	24.14
				1	25	23.94
				1	49	23.95
				25	0	22.96
				25	12	23.06
				25	25	23.06
	1880	18900		50	0	23.07
				1	0	23.91
				1	25	23.96
				1	49	23.99
				25	0	22.87
				25	12	22.94
	1905	19150		25	25	22.94
				50	0	22.90
				1	0	24.05
				1	25	24.16
				1	49	24.12
				25	0	23.09
16QAM	1855	18650	25	12	23.15	
			25	25	23.15	
			50	0	23.09	
			1	0	23.67	
			1	25	23.48	
			1	49	23.49	
	1880	18900	25	0	22.15	
			25	12	22.16	
			25	25	22.16	
			50	0	22.15	
			1	0	23.01	
			1	25	23.69	
	1905	19150	1	49	23.68	
			25	0	22.01	
			25	12	21.96	
			25	25	21.97	
			50	0	22.01	
			1	0	22.92	
			1	25	23.15	
			1	49	23.01	
			25	0	22.44	
			25	12	22.37	
			25	25	22.37	
			50	0	22.22	

Modulation	Carrier frequency (MHz)	UL Channel	BW	RB Size	RB Offset	Conducted power (dBm)
64QAM	1855	18650	10	1	0	22.14
				1	25	22.15
				1	49	22.14
				25	0	22.14
				25	12	22.15
				25	25	22.15
				50	0	22.14
	1880	18900		1	0	21.97
				1	25	22.01
				1	49	21.95
				25	0	21.94
				25	12	21.95
				25	25	21.98
				50	0	21.95
	1905	19150		1	0	22.28
				1	25	22.29
				1	49	22.23
				25	0	22.29
				25	12	22.29
				25	25	22.34
				50	0	22.18

Modulation	Carrier frequency (MHz)	UL Channel	BW	RB Size	RB Offset	Conducted power (dBm)
QPSK	1857.5	18675	15	1	0	23.97
				1	37	23.96
				1	74	23.98
				36	0	23.11
				36	29	23.15
				36	30	23.16
	1880	18900		75	0	23.10
				1	0	23.71
				1	37	23.77
				1	74	23.76
				36	0	22.83
				36	29	22.97
	1902.5	19125		36	30	22.96
				75	0	22.85
				1	0	23.95
				1	37	24.22
				1	74	24.23
				36	0	23.03
16QAM	1857.5	18675	36	29	23.13	
			36	30	23.12	
			75	0	23.07	
			1	0	23.55	
			1	37	23.29	
			1	74	23.37	
	1880	18900	36	0	22.17	
			36	29	22.05	
			36	30	22.04	
			75	0	22.05	
			1	0	23.33	
			1	37	23.33	
	1902.5	19125	1	74	23.32	
			36	0	21.99	
			36	29	22.00	
			36	30	21.99	
			75	0	21.98	
			1	0	23.77	
			1	37	24.10	
			1	74	23.98	
			36	0	22.17	
			36	29	22.11	
			36	30	22.11	
			75	0	22.24	

Modulation	Carrier frequency (MHz)	UL Channel	BW	RB Size	RB Offset	Conducted power (dBm)
64QAM	1857.5	18675	15	1	0	22.05
				1	37	22.04
				1	74	22.04
				36	0	22.15
				36	29	22.14
				36	30	22.14
				75	0	22.02
	1880	18900		1	0	21.99
				1	37	21.99
				1	74	21.99
				36	0	21.99
				36	29	21.98
				36	30	21.98
				75	0	21.98
	1902.5	19125		1	0	22.24
				1	37	22.24
				1	74	22.25
				36	0	22.25
				36	29	22.25
				36	30	22.25
				75	0	22.25
				75	0	22.25

Modulation	Carrier frequency (MHz)	UL Channel	BW	RB Size	RB Offset	Conducted power (dBm)
QPSK	1860	18700	20	1	0	24.31
				1	49	24.06
				1	99	24.06
				50	0	22.92
				50	24	22.95
				50	50	22.95
	100	0		23.00		
	1	0		24.05		
	1	49		24.13		
	1	99		24.11		
	50	0		22.78		
	50	24		22.88		
	50	50		22.87		
	100	0		22.80		
	1	0		23.98		
	1	49		24.30		
	1	99		24.18		
	50	0		23.03		
50	24	23.19				
50	50	23.19				
100	0	23.21				
16QAM	1860	18700	1	0	23.38	
			1	49	23.07	
			1	99	23.08	
			50	0	22.17	
			50	24	22.09	
			50	50	22.09	
	100	0	22.10			
	1	0	22.81			
	1	49	22.87			
	1	99	22.99			
	50	0	22.04			
	50	24	22.00			
	50	50	22.00			
	100	0	21.95			
	1	0	23.66			
	1	49	23.97			
	1	99	23.96			
	50	0	22.06			
50	24	22.26				
50	50	22.27				
100	0	22.24				

Modulation	Carrier frequency (MHz)	UL Channel	BW	RB Size	RB Offset	Conducted power (dBm)
64QAM	1860	18700	20	1	0	22.10
				1	49	22.10
				1	99	22.10
				50	0	22.11
				50	24	22.11
				50	50	22.12
				100	0	22.11
	1880	18900		1	0	21.96
				1	49	21.96
				1	99	21.96
				50	0	21.96
				50	24	21.96
				50	50	21.96
				100	0	21.95
	1900	19100		1	0	22.36
				1	49	22.25
				1	99	22.25
				50	0	22.25
				50	24	22.25
				50	50	22.25
				100	0	22.25

2 Occupied Bandwidth

Band	Carrier frequency (MHz)	Channel	BW (MHz)	RB Size	RB Offset	Bandwidth of 99% Power (MHz)					
						QPSK		16-QAM		64-QAM	
2	1850.7	18607	1.4	6	0	1.076	Fig.1	1.082	Fig.2	1.088	Fig.3
	1880	18900		6	0	1.088	Fig.4	1.082	Fig.5	1.076	Fig.6
	1909.3	19193		6	0	1.082	Fig.7	1.082	Fig.8	1.082	Fig.9
	1851.5	18615	3	15	0	2.683	Fig.10	2.683	Fig.11	2.683	Fig.12
	1880	18900		15	0	2.696	Fig.13	2.683	Fig.14	2.683	Fig.15
	1908.5	19185		15	0	2.683	Fig.16	2.683	Fig.17	2.696	Fig.18
	1852.5	18625	5	25	0	4.493	Fig.19	4.472	Fig.20	4.472	Fig.21
	1880	18900		25	0	4.472	Fig.22	4.472	Fig.23	4.493	Fig.24
	1907.5	19175		25	0	4.472	Fig.25	4.472	Fig.26	4.472	Fig.27
	1855	18650	10	50	0	8.944	Fig.28	8.944	Fig.29	8.944	Fig.30
	1880	18900		50	0	8.944	Fig.31	8.944	Fig.32	8.944	Fig.33
	1905	19150		50	0	8.944	Fig.34	8.900	Fig.35	8.944	Fig.36
	1857.5	18675	15	75	0	13.415	Fig.37	13.480	Fig.38	13.415	Fig.39
	1880	18900		75	0	13.415	Fig.40	13.415	Fig.41	13.415	Fig.42
	1902.5	19125		75	0	13.350	Fig.43	13.350	Fig.44	13.350	Fig.45
	1860	18700	20	100	0	17.887	Fig.46	17.974	Fig.47	17.887	Fig.48
	1880	18900		100	0	17.887	Fig.49	17.887	Fig.50	17.887	Fig.51
	1900	19100		100	0	17.887	Fig.52	17.887	Fig.53	17.887	Fig.54

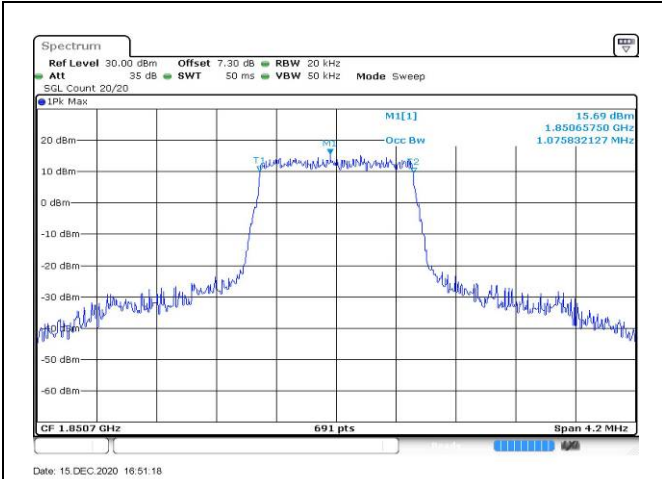


Fig.1

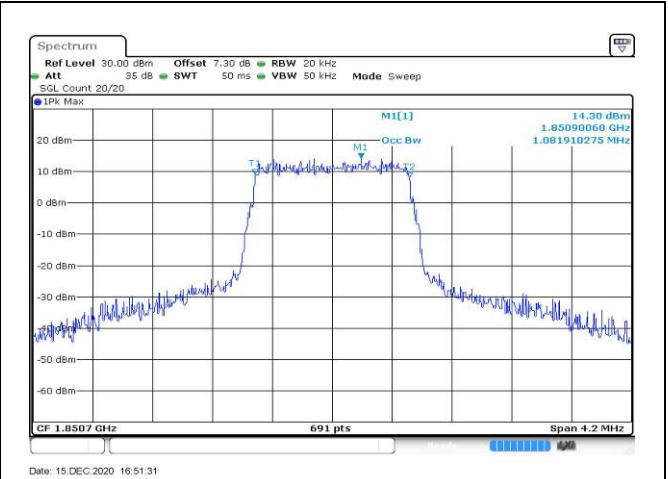


Fig.2

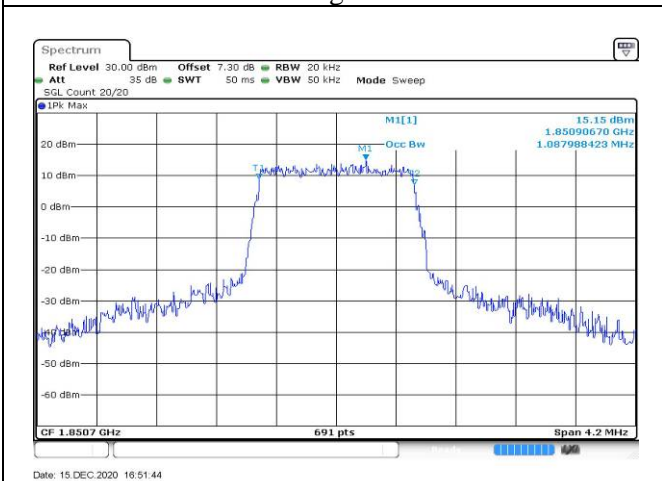


Fig.3

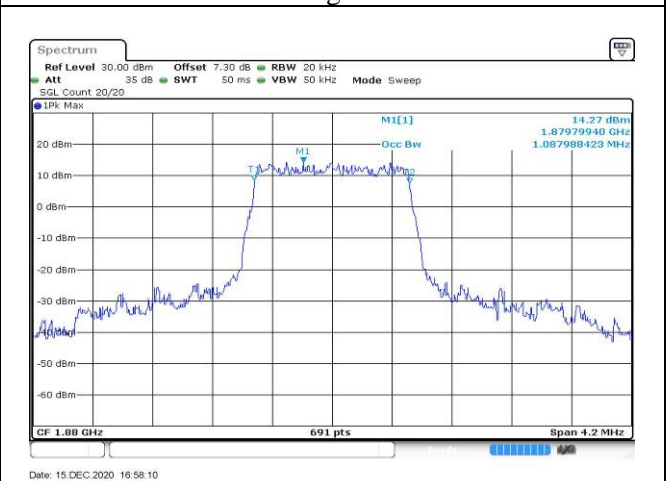


Fig.4

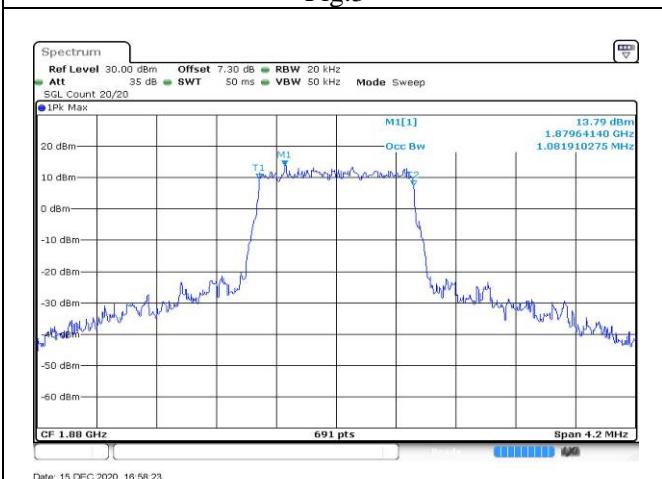


Fig.5

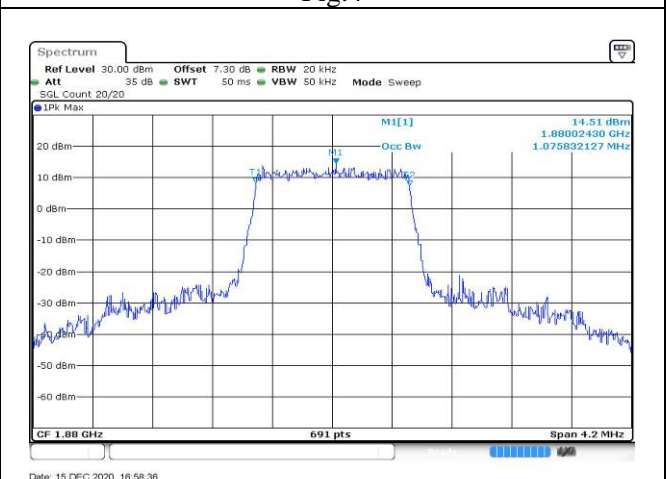


Fig.6

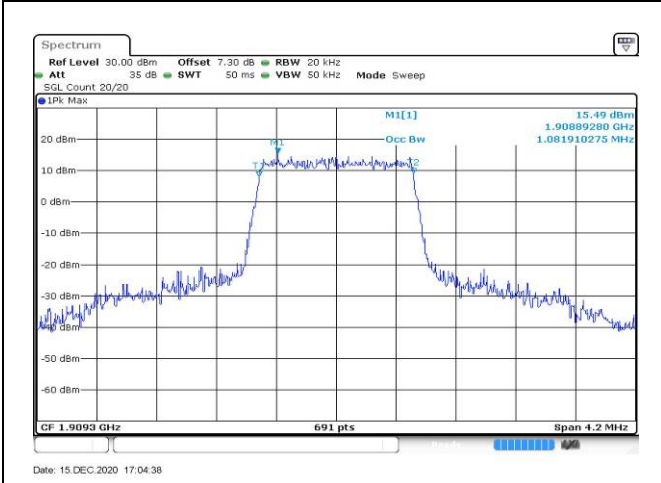


Fig.7

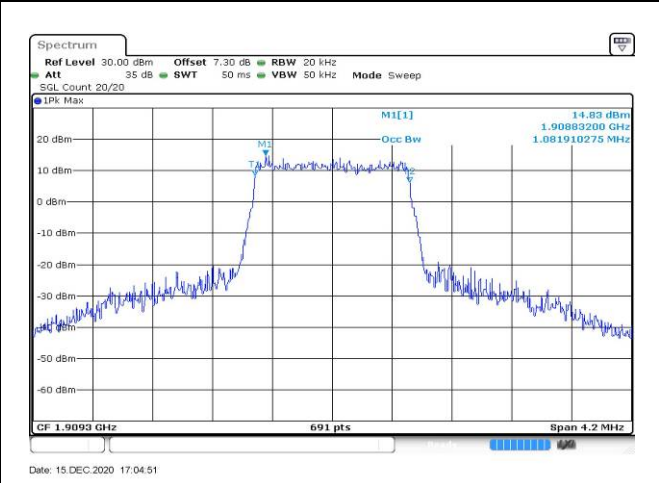


Fig.8

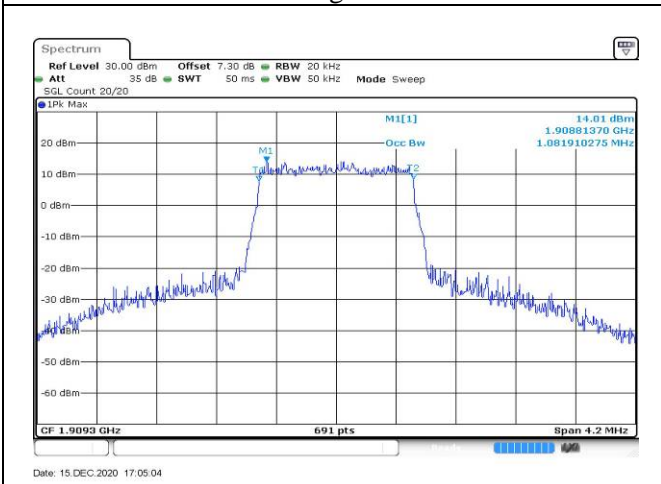


Fig.9

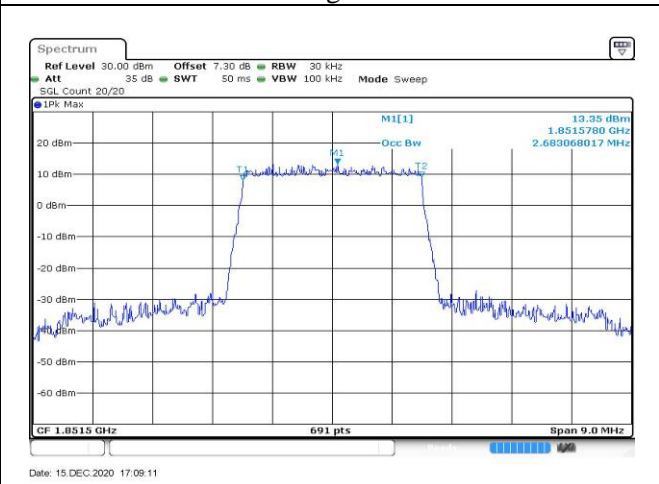


Fig.10

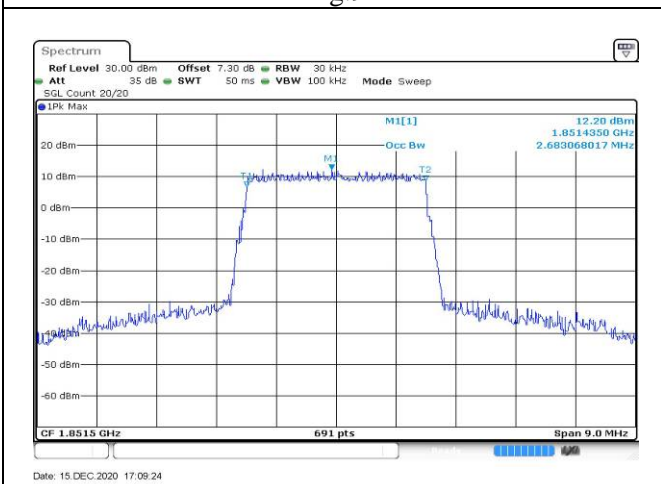


Fig.11

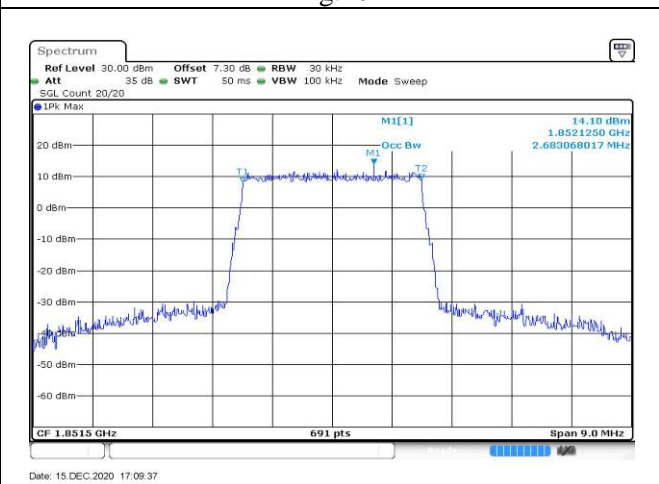
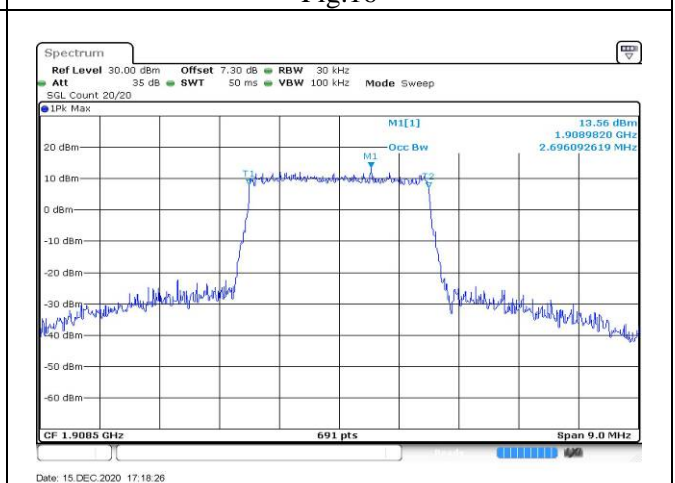
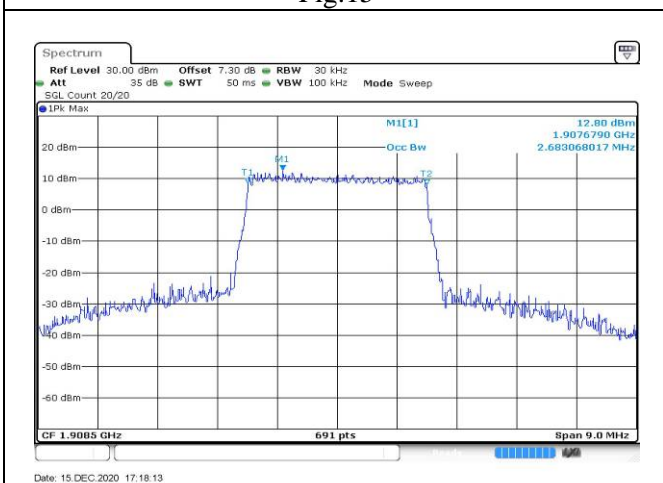
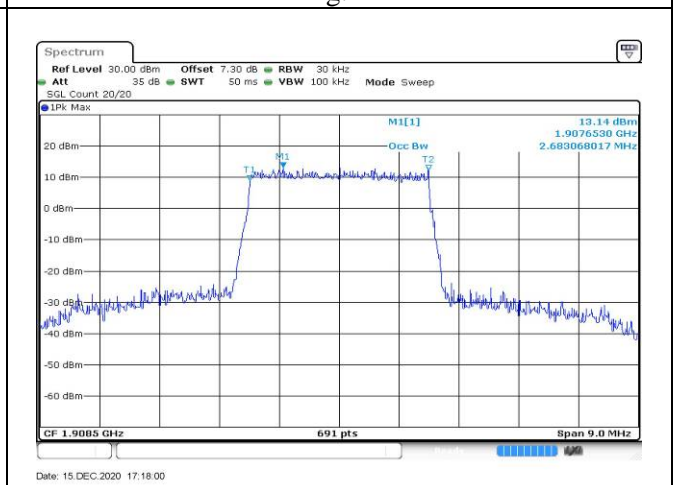
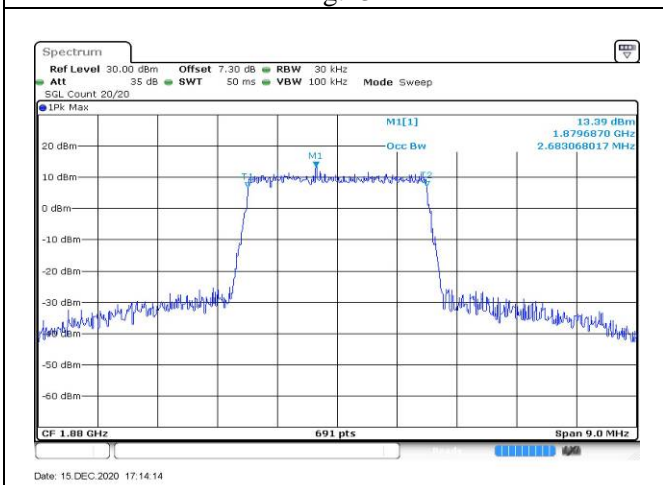
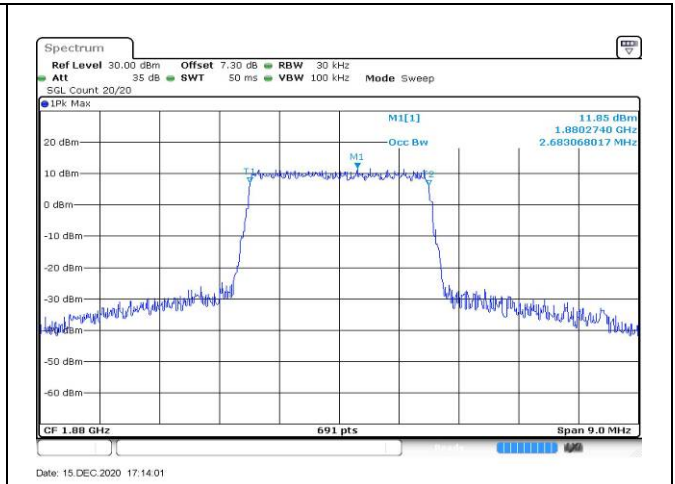
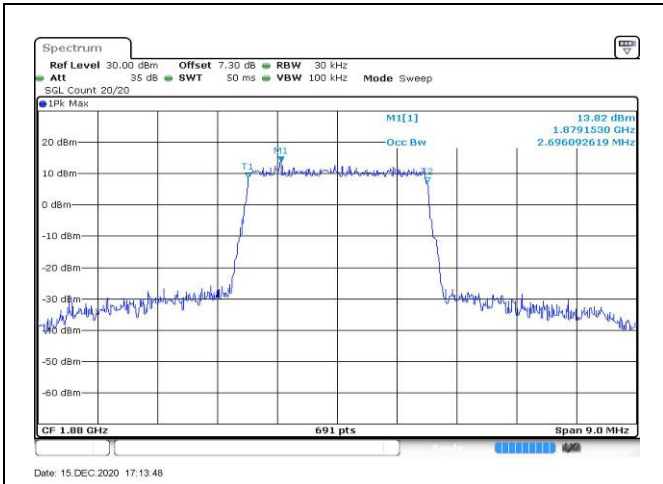
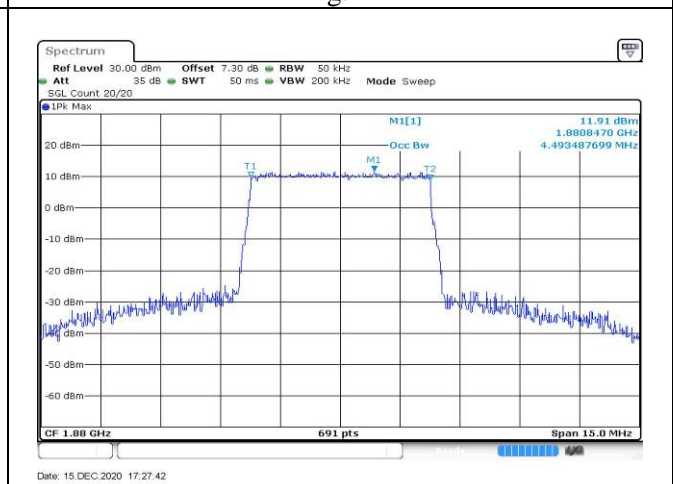
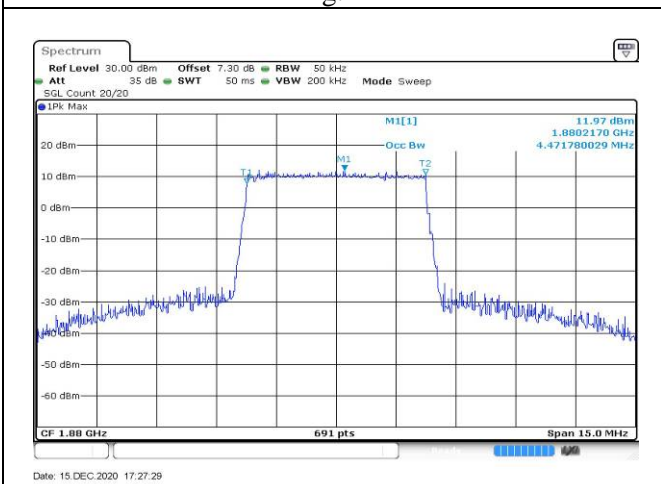
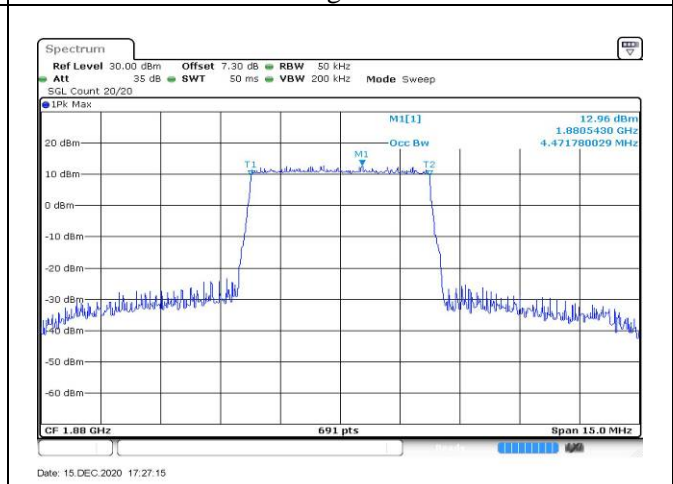
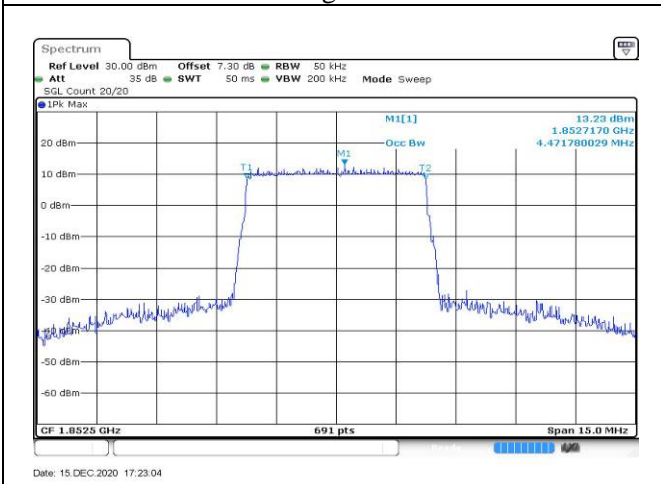
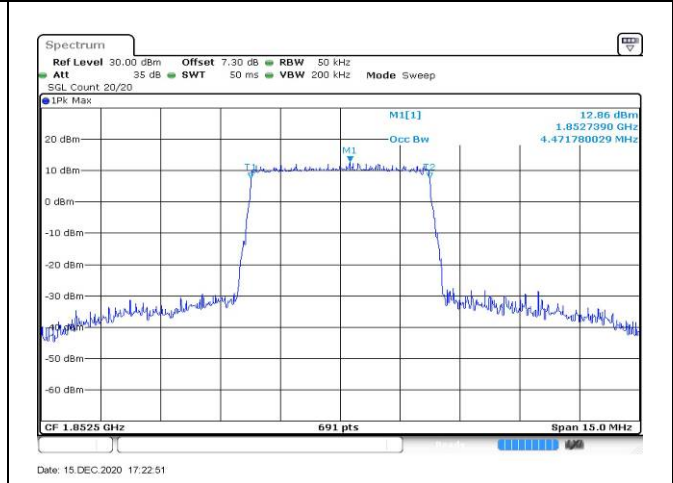
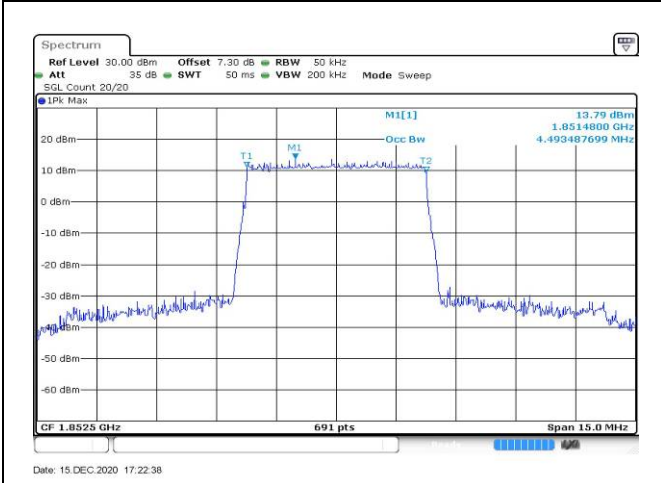


Fig.12





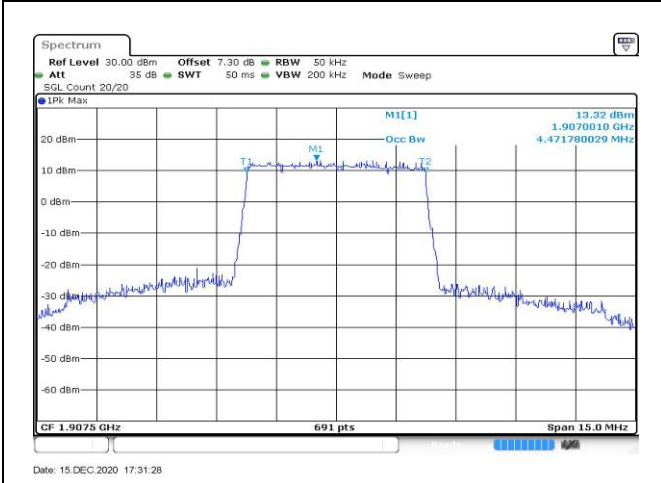


Fig.25

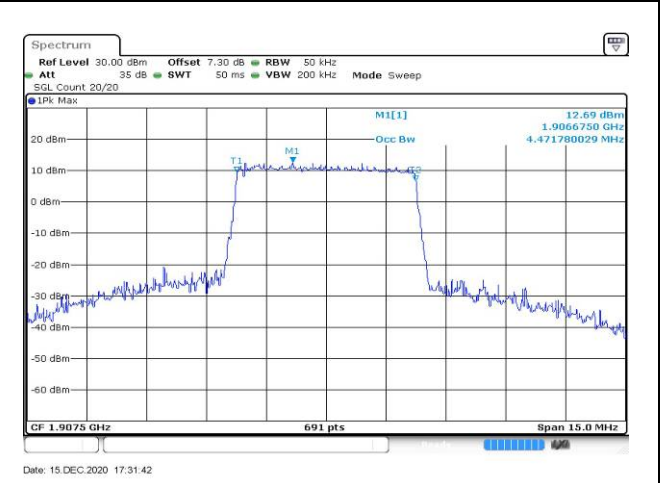


Fig.26

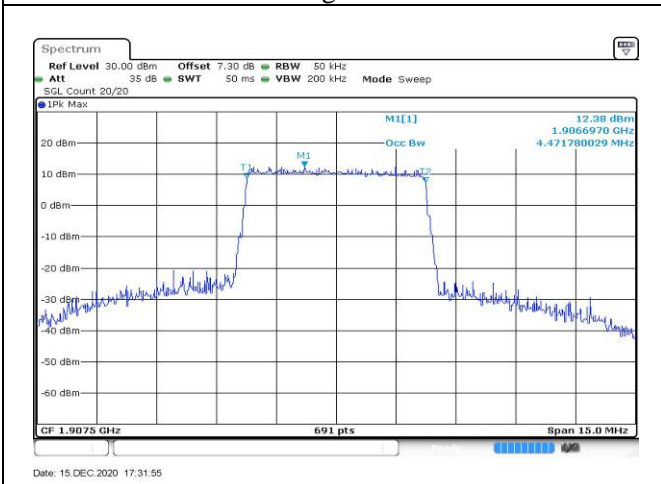


Fig.27

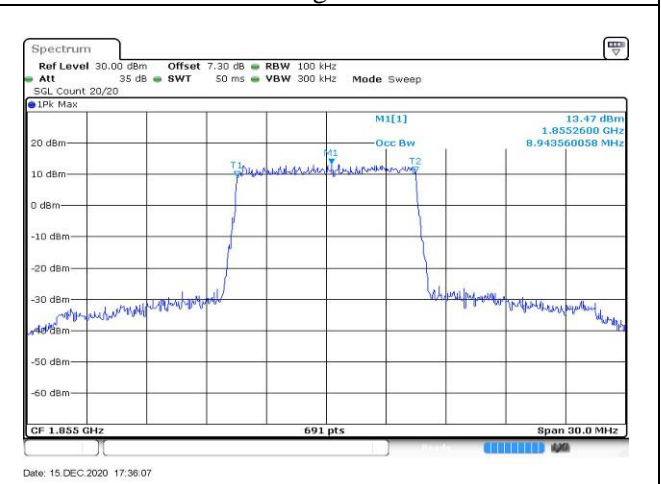


Fig.28

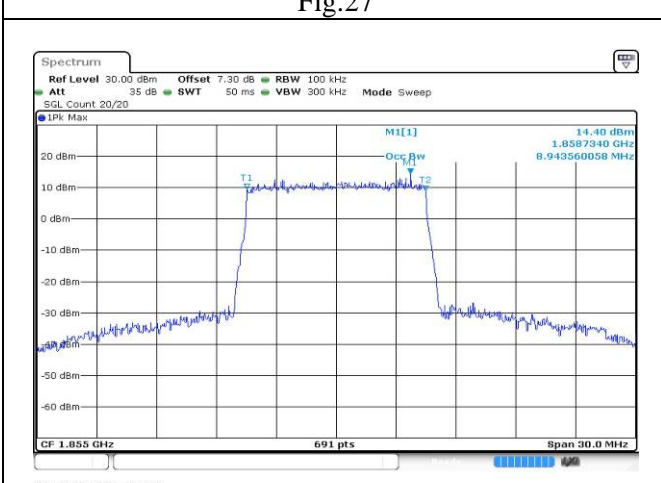


Fig.29

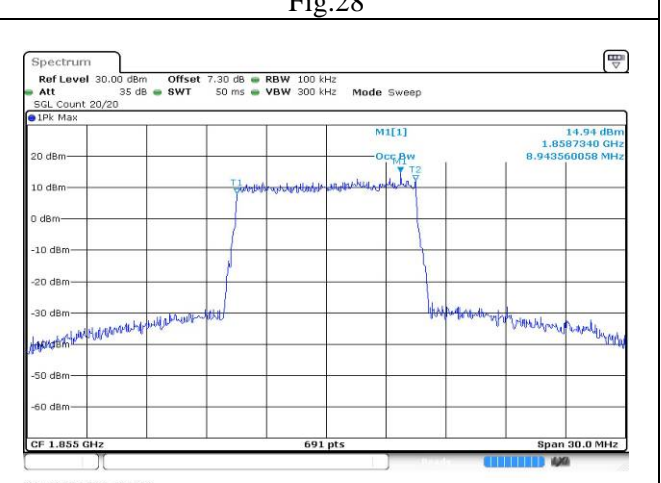
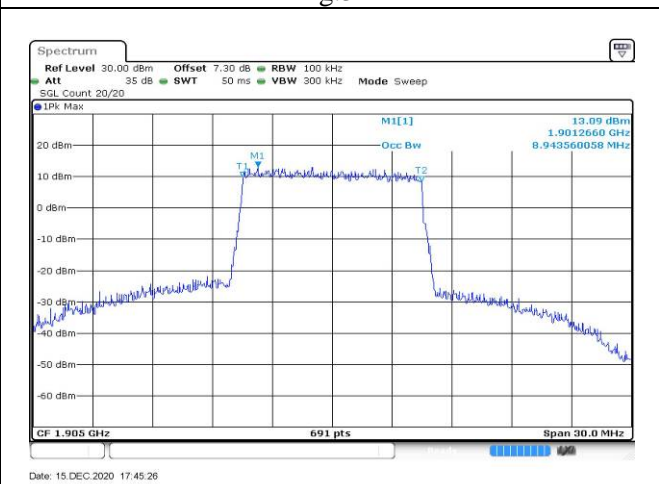
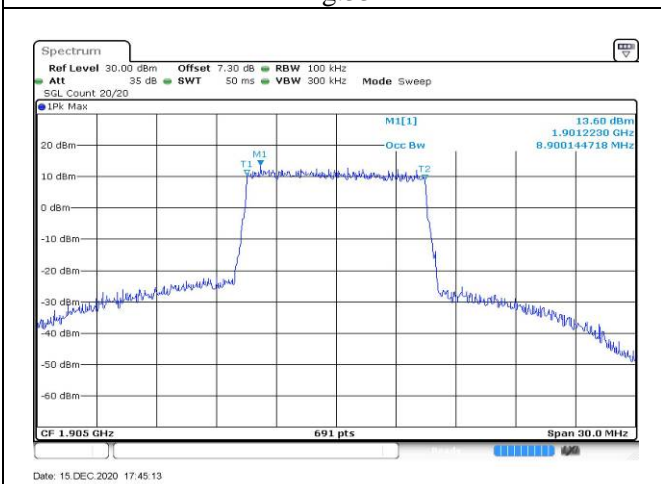
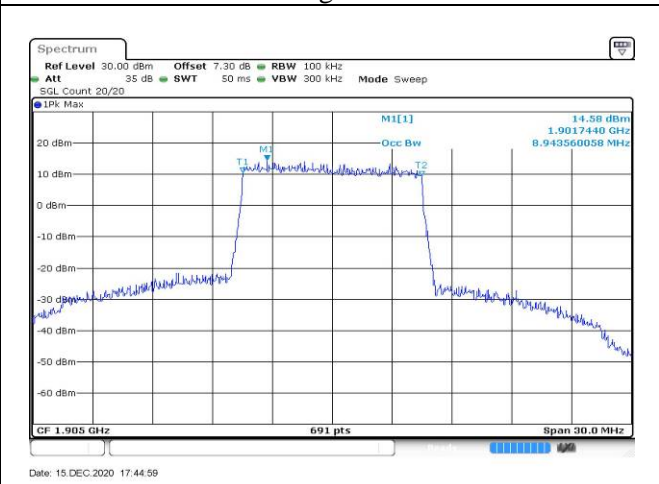
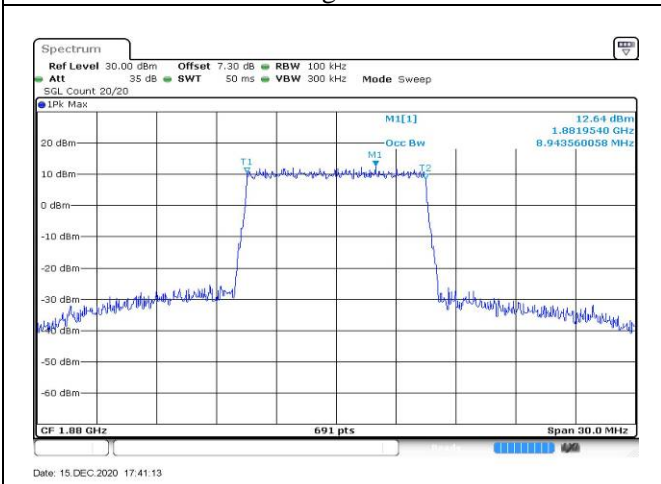
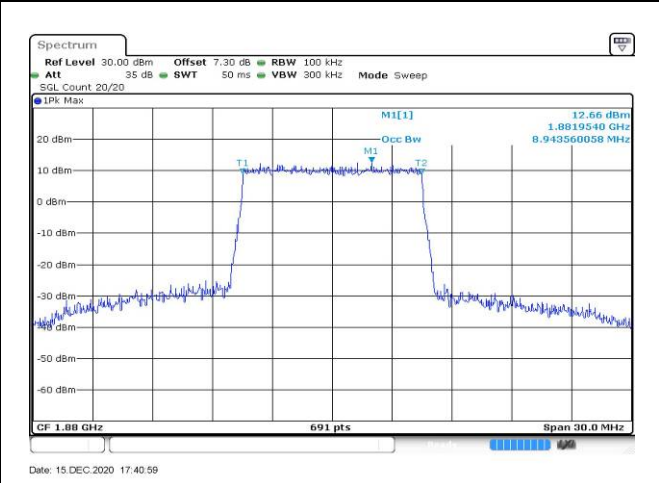
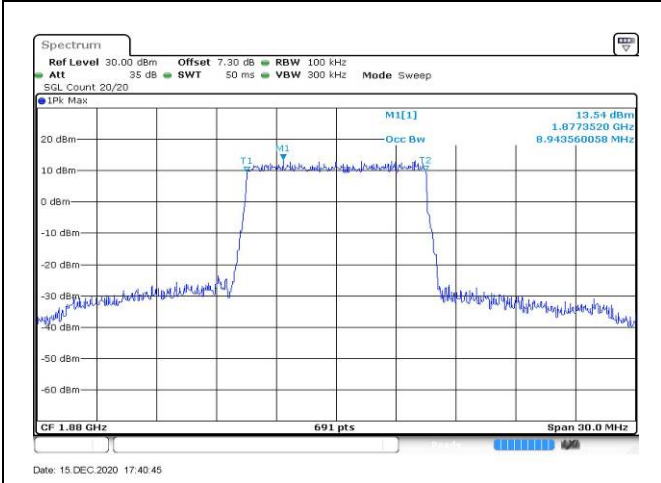
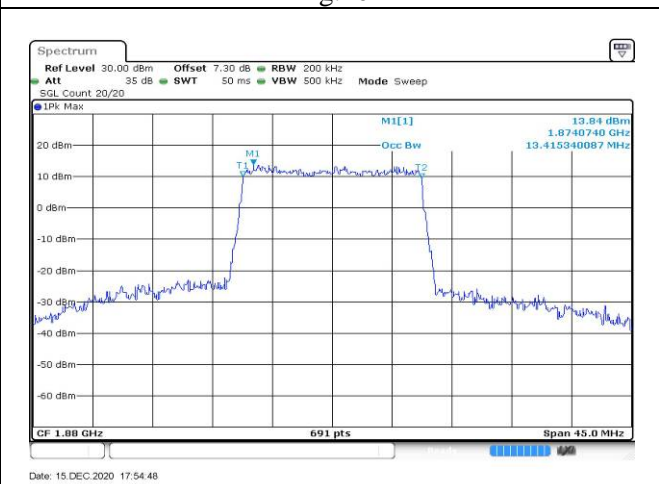
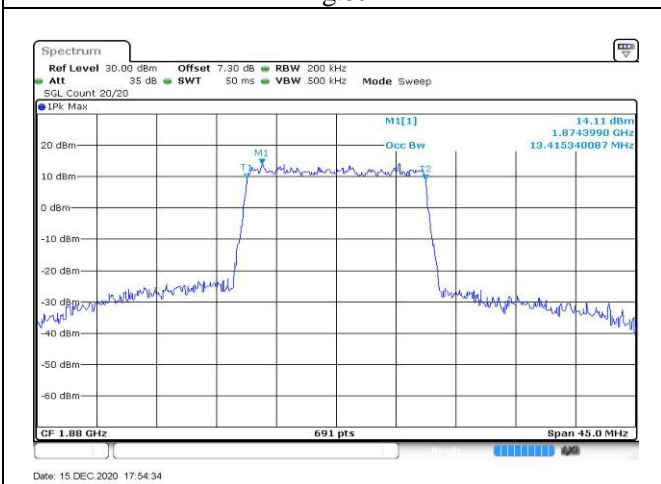
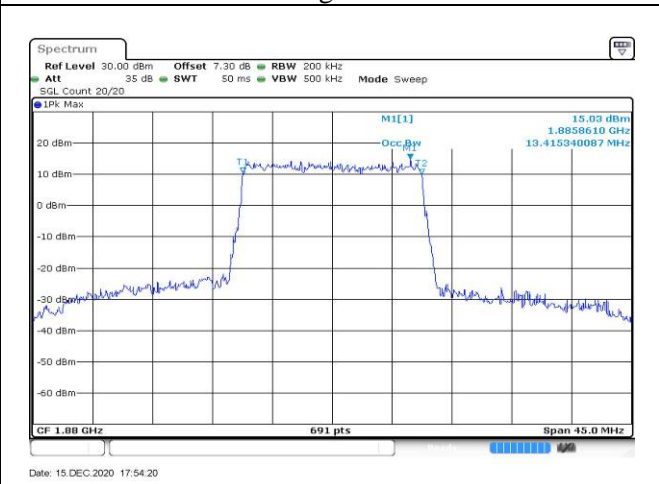
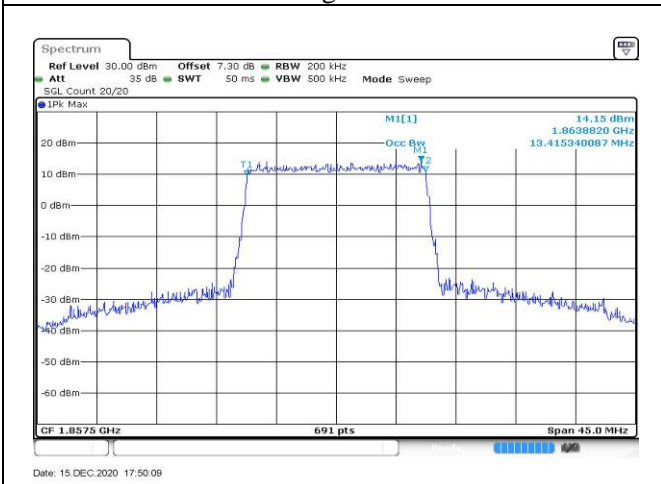
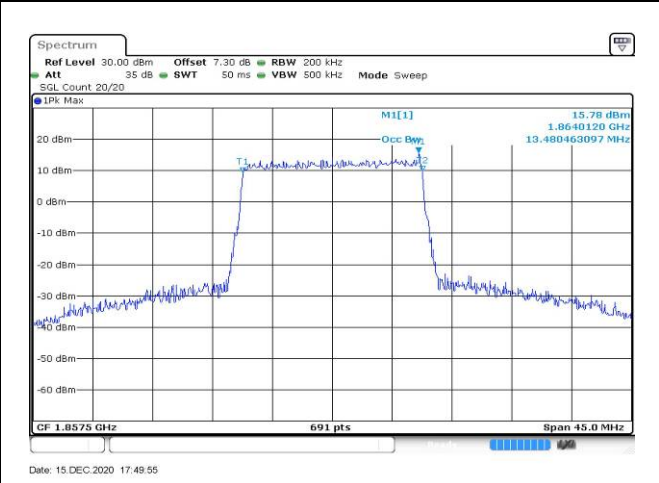
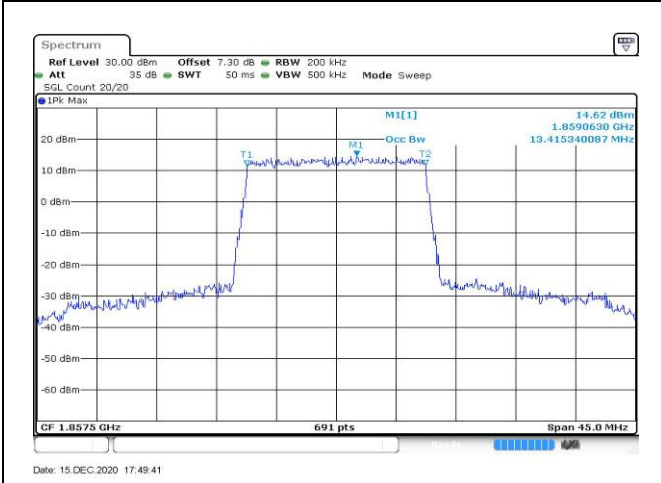


Fig.30





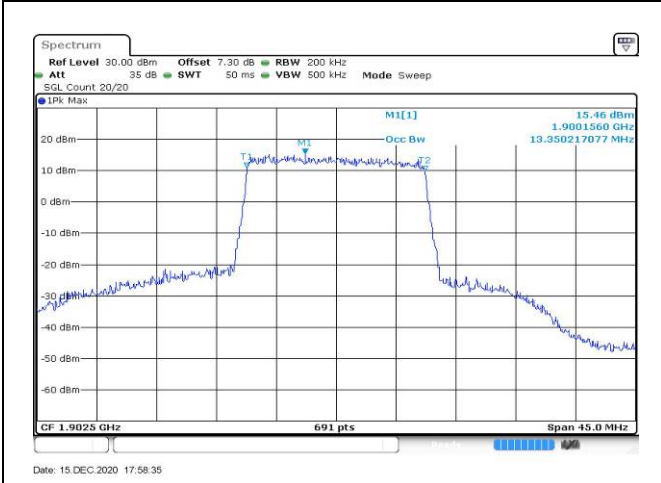


Fig.43

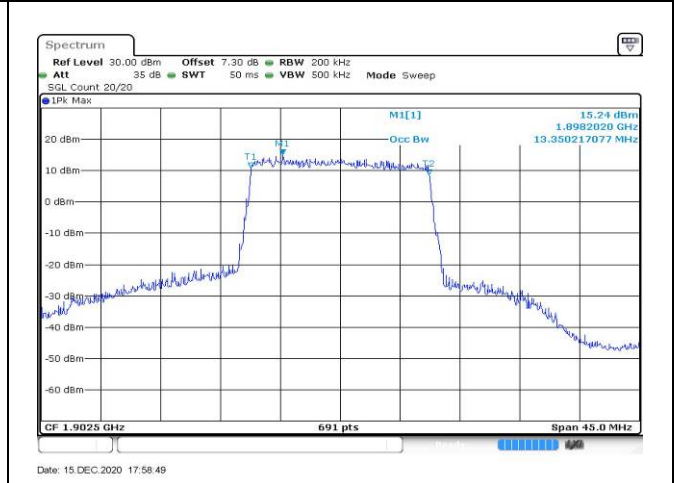


Fig.44

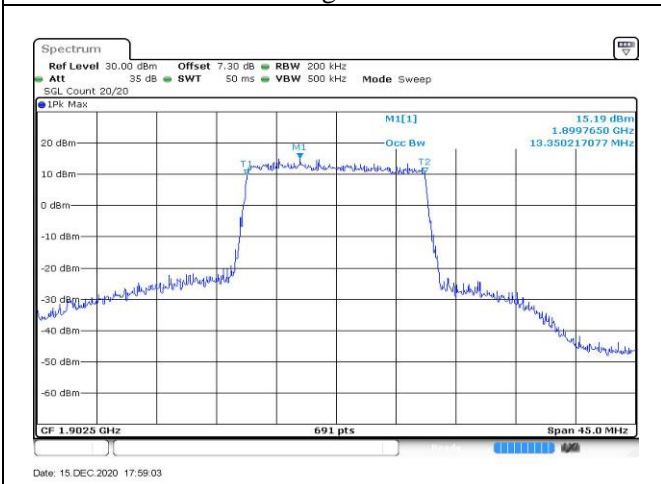


Fig.45

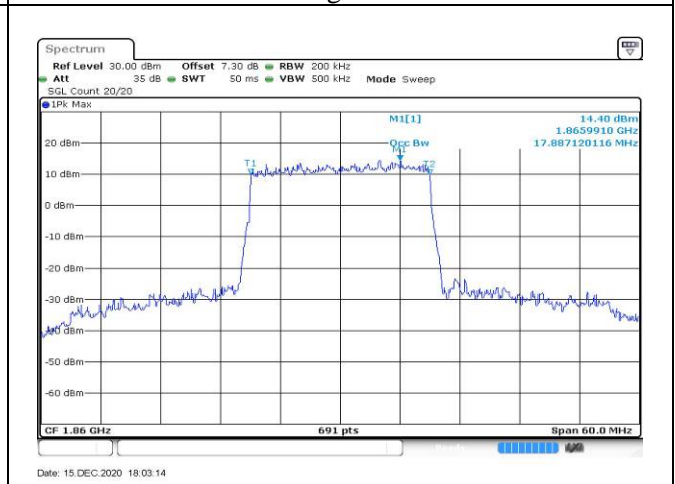


Fig.46

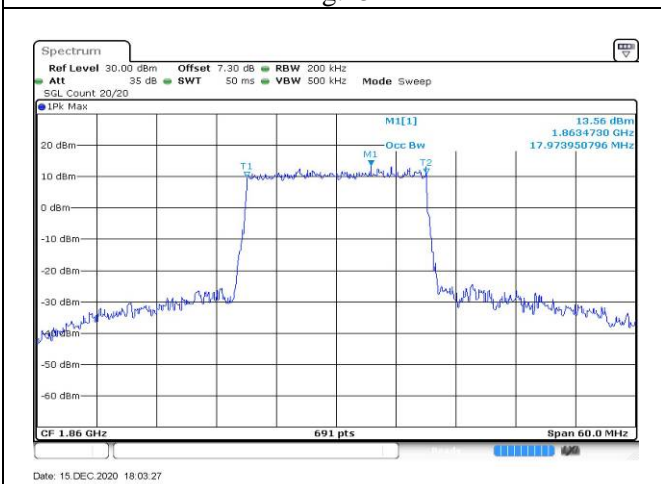


Fig.47

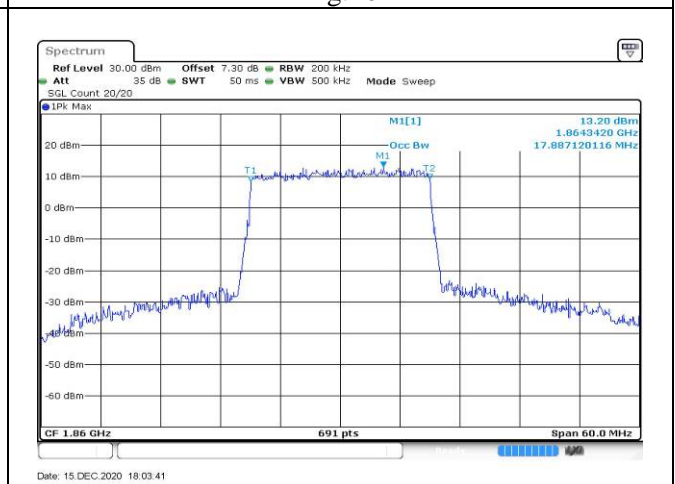


Fig.48

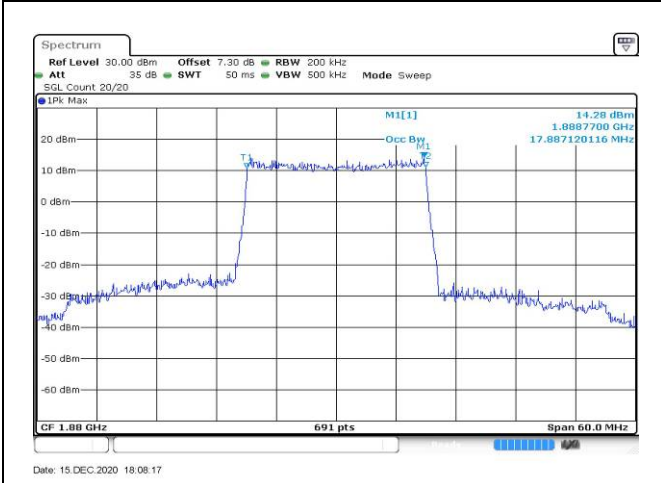


Fig.49

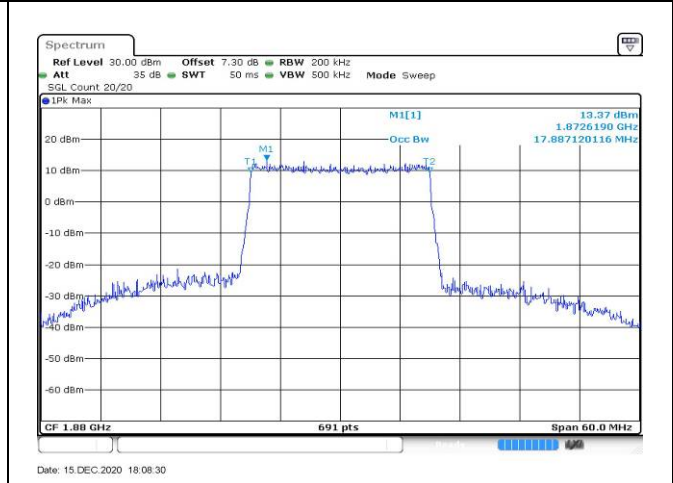


Fig.50

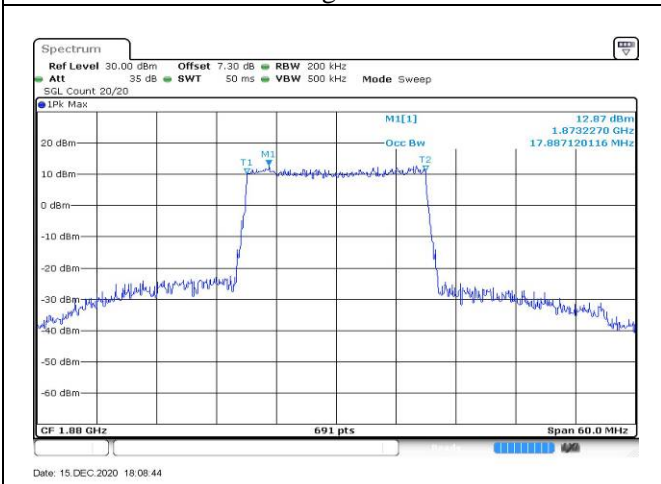


Fig.51

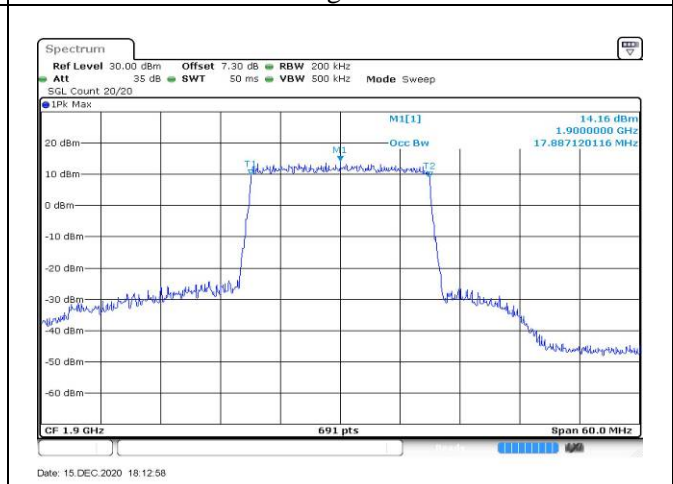


Fig.52

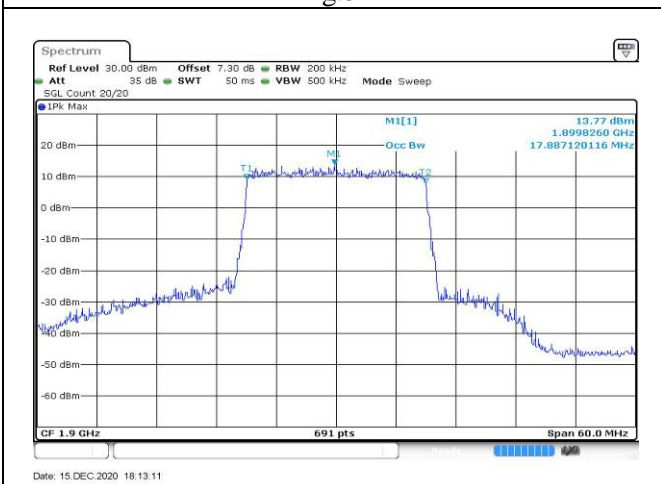


Fig.53

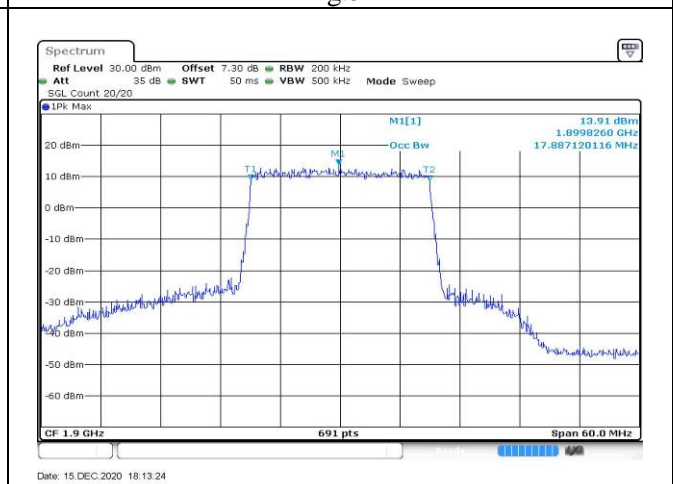


Fig.54

3 Emission Bandwidth

Band	Carrier frequency (MHz)	Channel	BW (MHz)	RB Size	RB Offset	Bandwidth of -26dB transmitter power (MHz)					
						QPSK		16-QAM		64-QAM	
2	1850.7	18607	1.4	6	0	1.234	Fig.1	1.234	Fig.2	1.234	Fig.3
	1880	18900		6	0	1.234	Fig.4	1.228	Fig.5	1.222	Fig.6
	1909.3	19193		6	0	1.240	Fig.7	1.228	Fig.8	1.222	Fig.9
	1851.5	18615	3	15	0	2.970	Fig.10	2.996	Fig.11	2.996	Fig.12
	1880	18900		15	0	2.996	Fig.13	2.970	Fig.14	2.970	Fig.15
	1908.5	19185		15	0	2.983	Fig.16	3.009	Fig.17	3.009	Fig.18
	1852.5	18625	5	25	0	4.884	Fig.19	4.863	Fig.20	4.863	Fig.21
	1880	18900		25	0	4.906	Fig.22	4.906	Fig.23	4.928	Fig.24
	1907.5	19175		25	0	4.863	Fig.25	4.906	Fig.26	4.863	Fig.27
	1855	18650	10	50	0	9.725	Fig.28	9.768	Fig.29	9.638	Fig.30
	1880	18900		50	0	9.725	Fig.31	9.725	Fig.32	9.725	Fig.33
	1905	19150		50	0	9.638	Fig.34	9.595	Fig.35	9.768	Fig.36
	1857.5	18675	15	75	0	14.718	Fig.37	14.588	Fig.38	14.783	Fig.39
	1880	18900		75	0	14.653	Fig.40	14.653	Fig.41	14.653	Fig.42
	1902.5	19125		75	0	14.588	Fig.43	14.718	Fig.44	14.588	Fig.45
	1860	18700	20	100	0	19.190	Fig.46	19.450	Fig.47	19.363	Fig.48
	1880	18900		100	0	19.363	Fig.49	19.537	Fig.50	19.363	Fig.51
	1900	19100		100	0	19.363	Fig.52	19.450	Fig.53	19.363	Fig.54

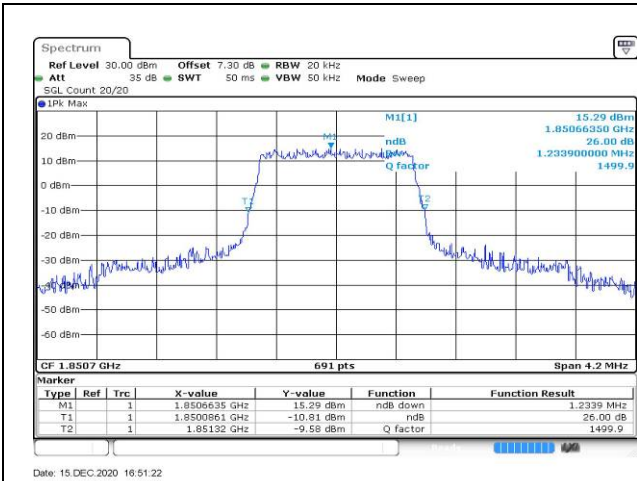


Fig.1

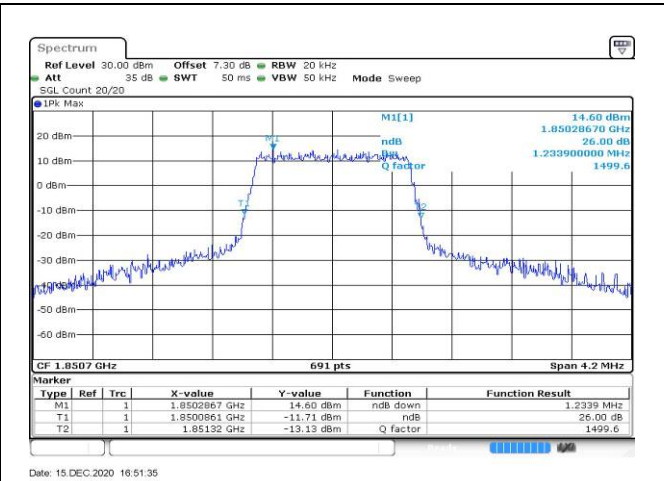


Fig.2

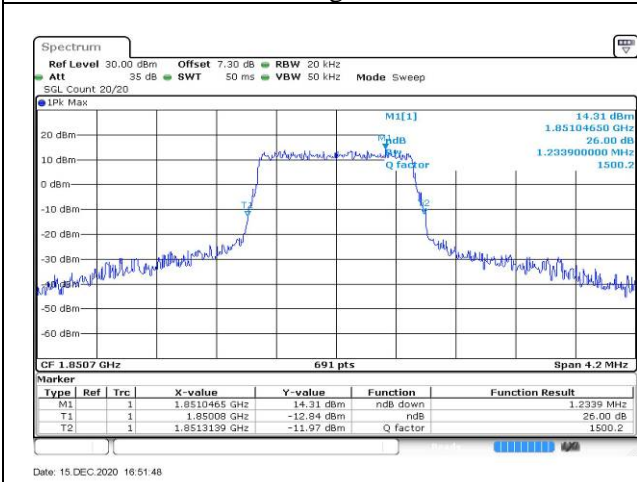


Fig.3

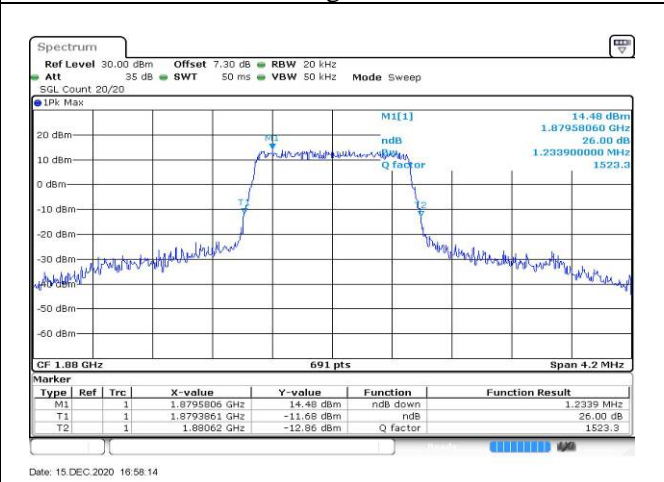


Fig.4

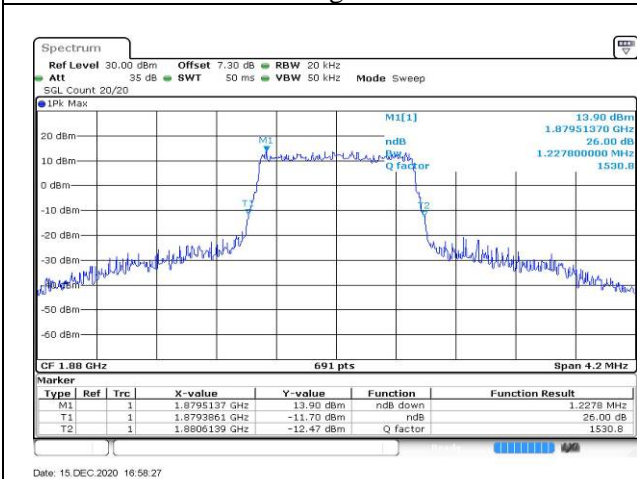


Fig.5

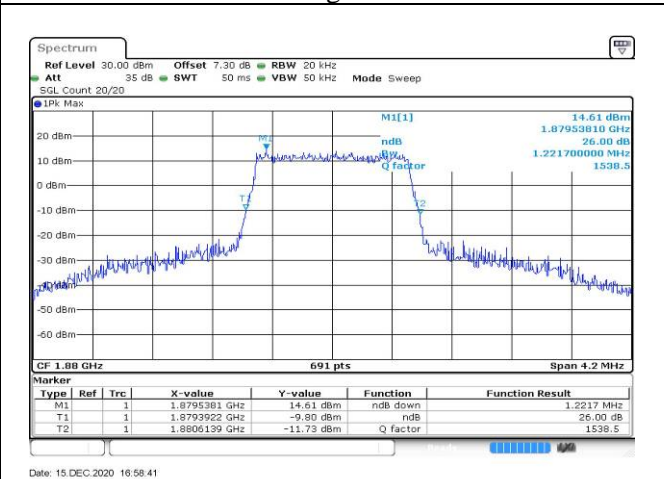


Fig.6

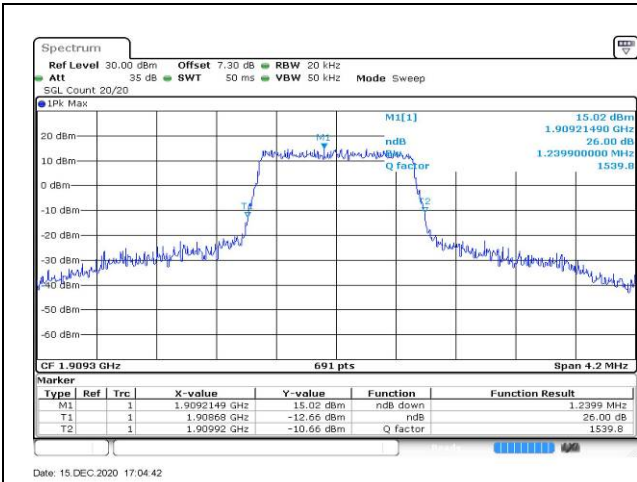


Fig.7

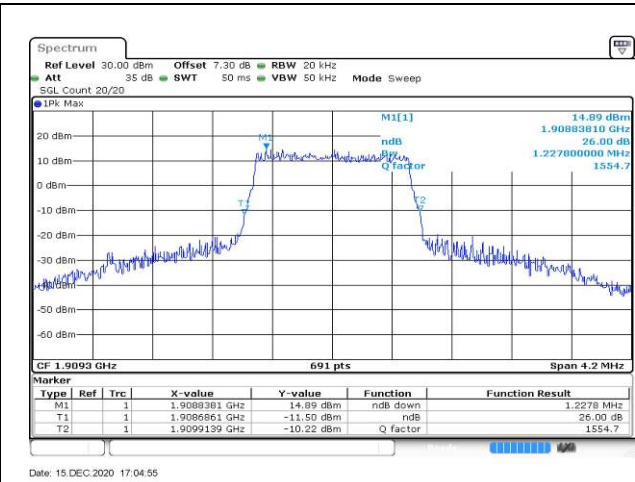


Fig.8

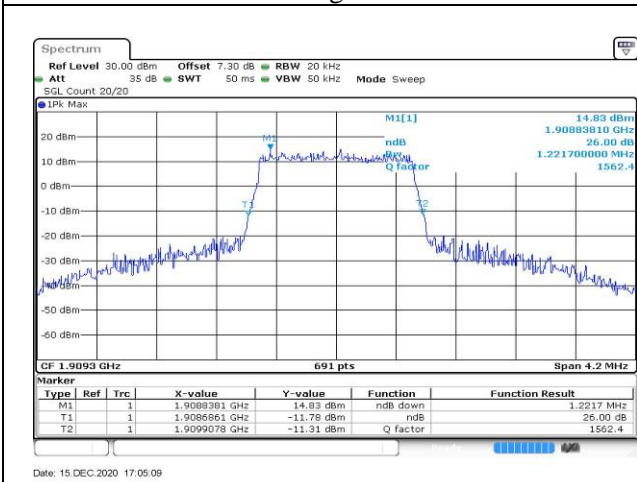


Fig.9

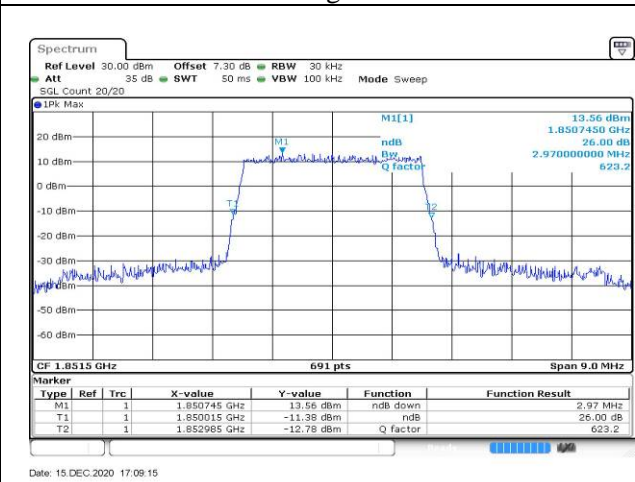


Fig.10

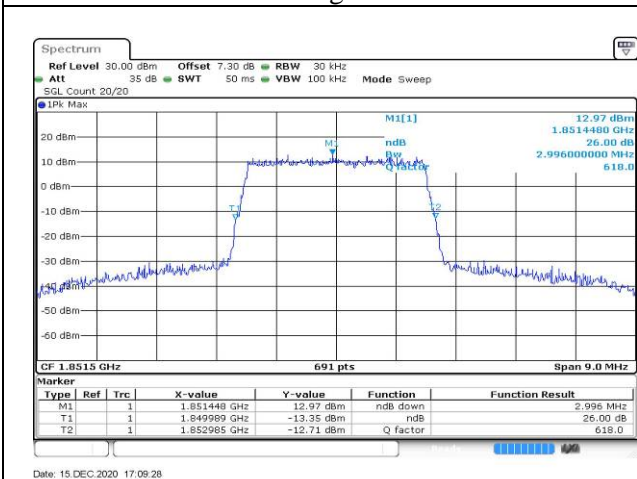


Fig.11

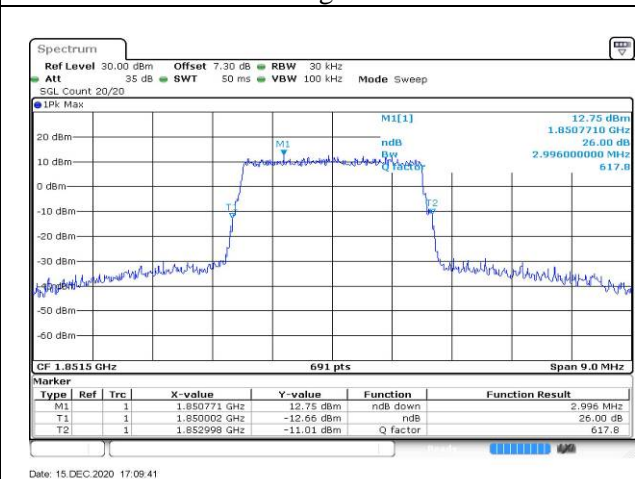


Fig.12

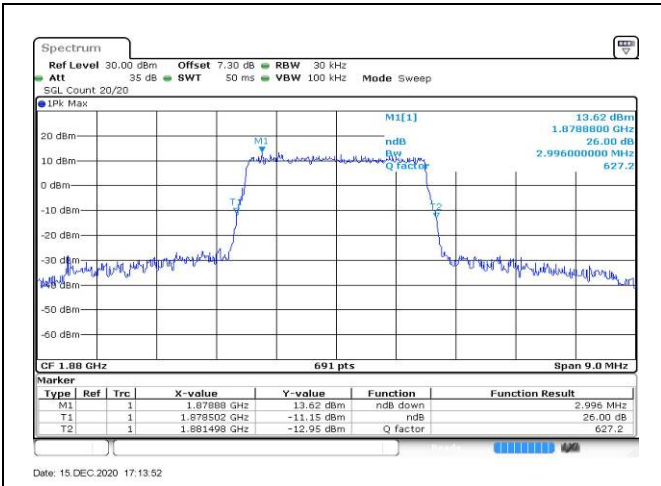


Fig.13

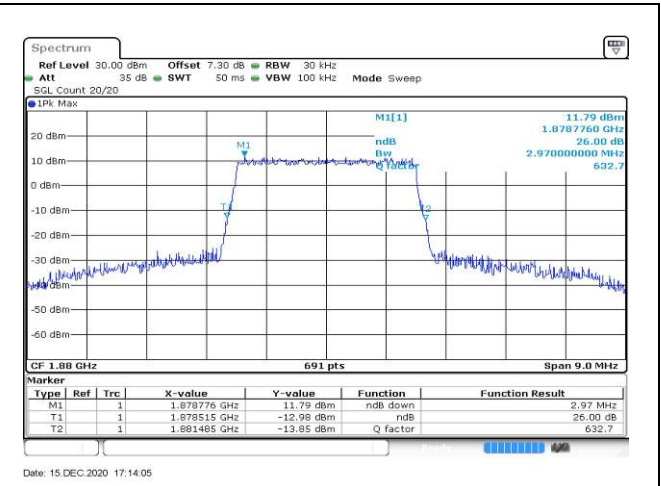


Fig.14

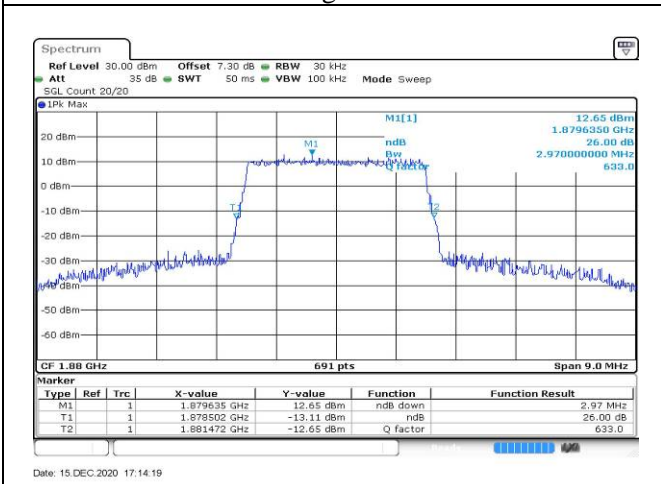


Fig.15

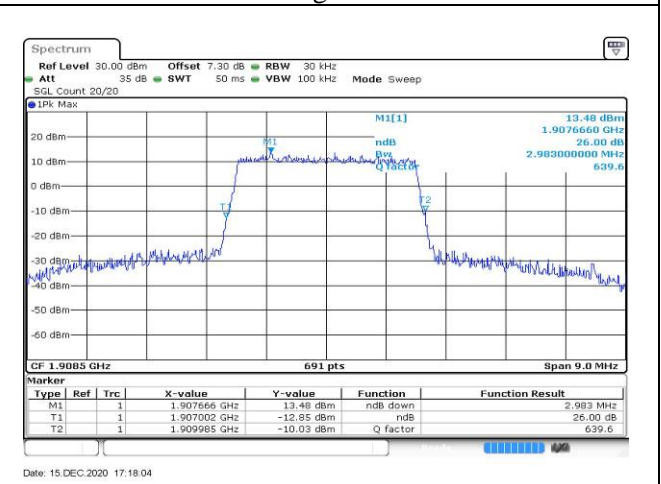


Fig.16

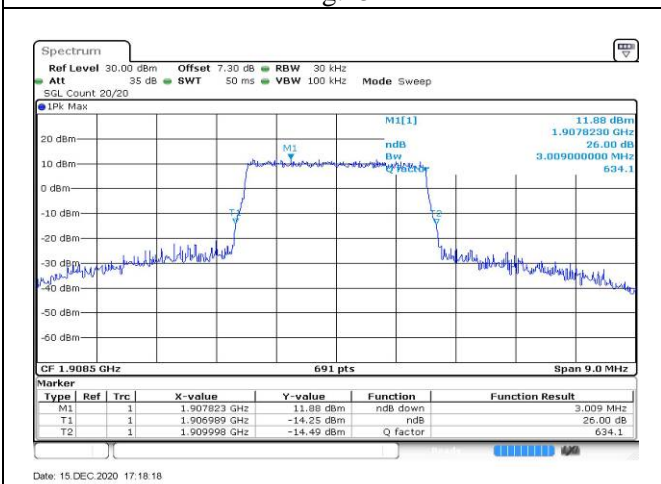


Fig.17

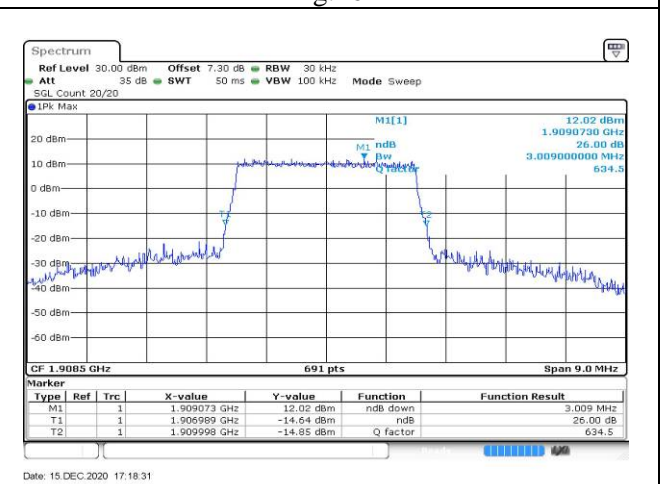


Fig.18

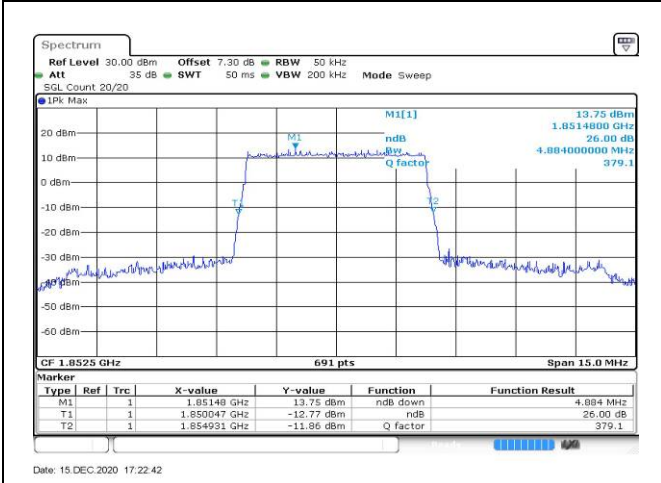


Fig.19

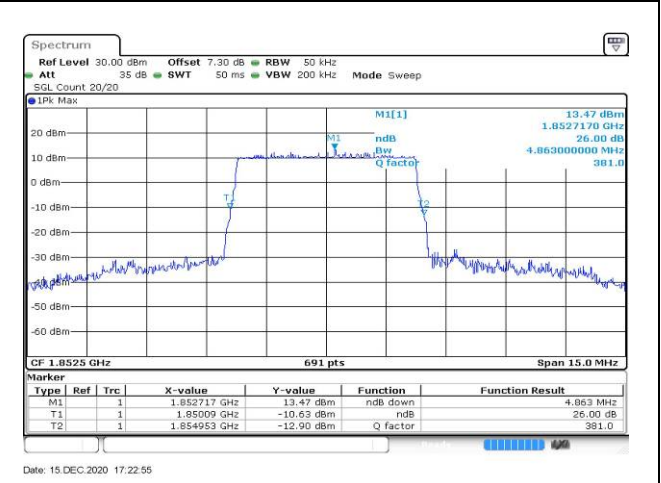


Fig.20

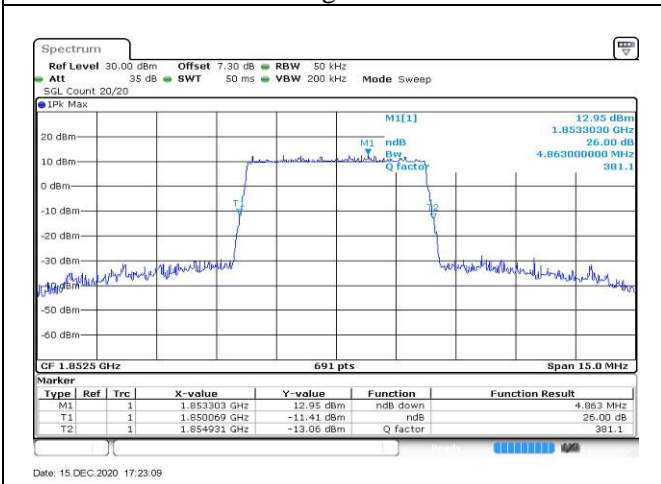


Fig.21

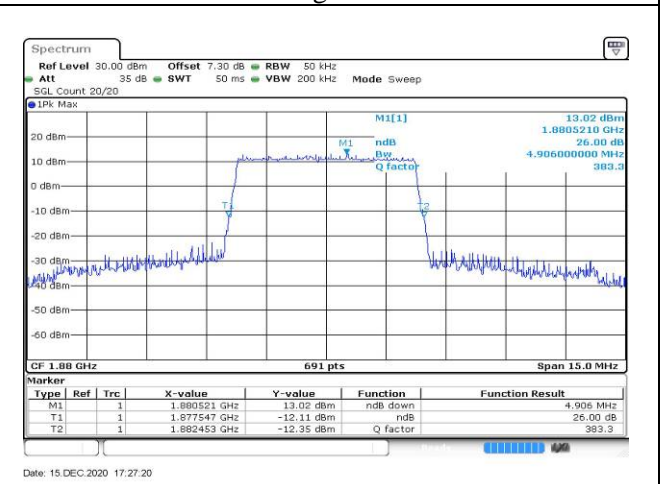


Fig.22

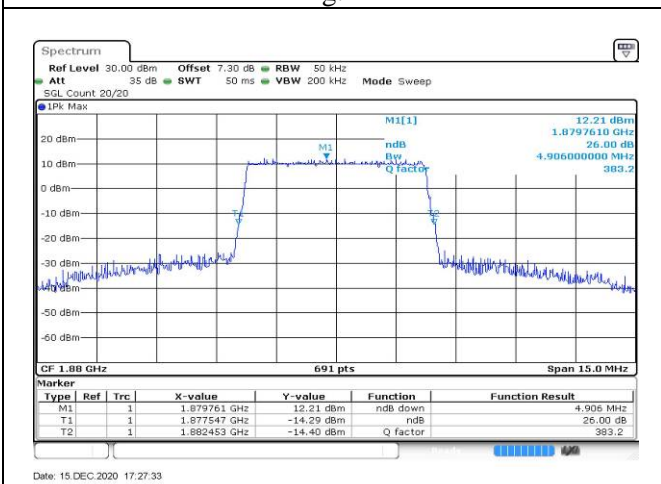


Fig.23

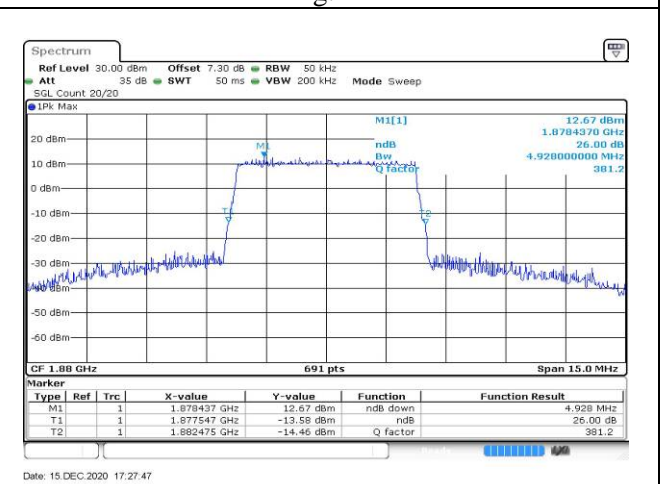


Fig.24

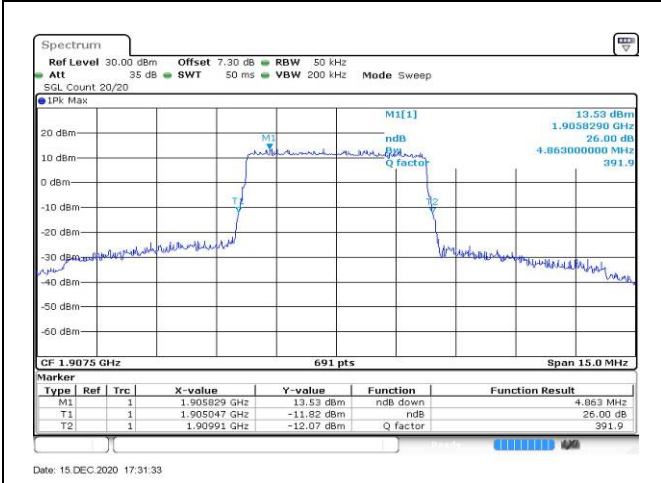


Fig.25

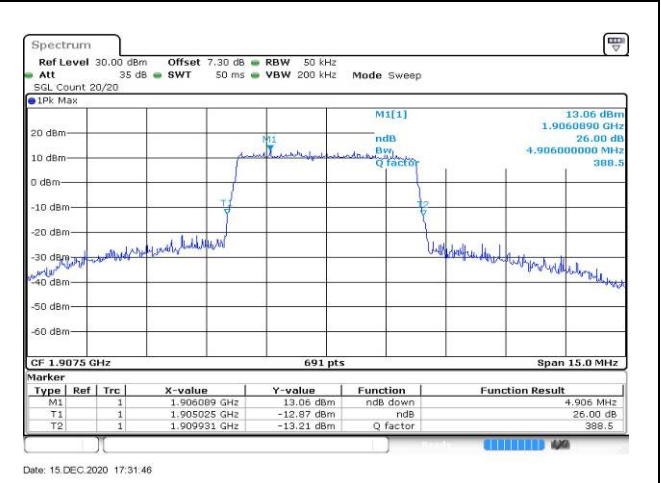


Fig.26

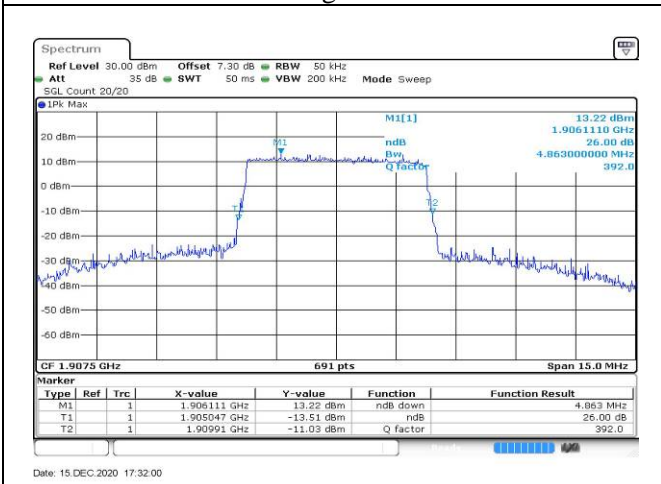


Fig.27

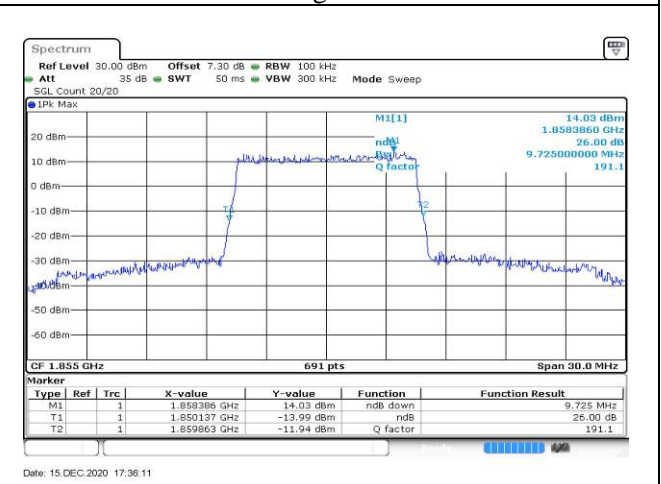


Fig.28

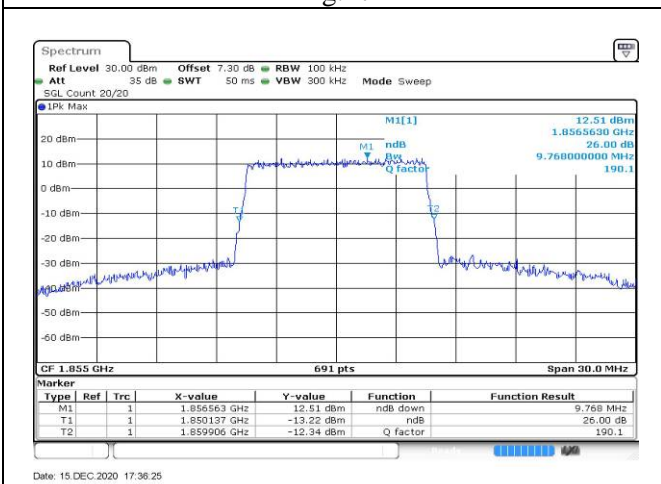


Fig.29

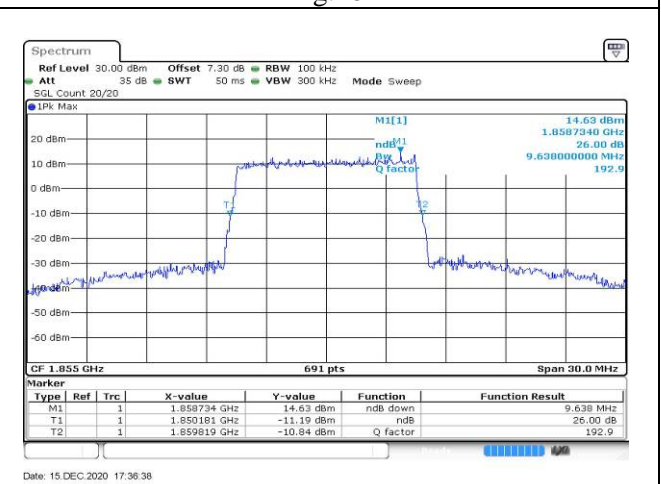


Fig.30

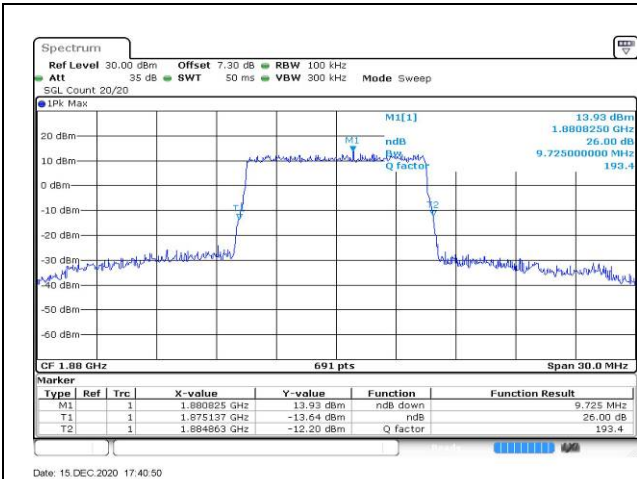


Fig.31

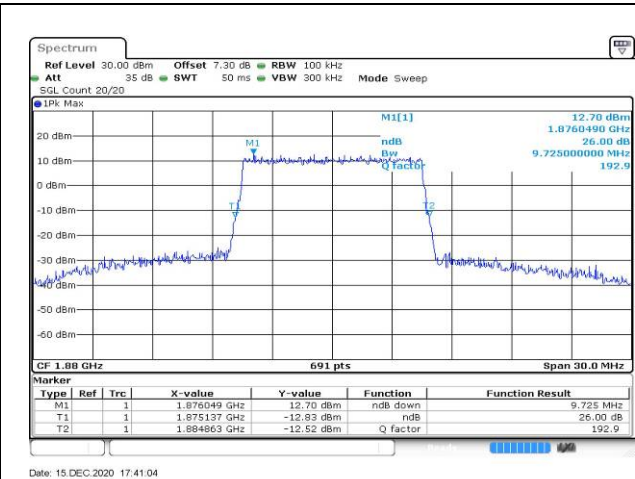


Fig.32

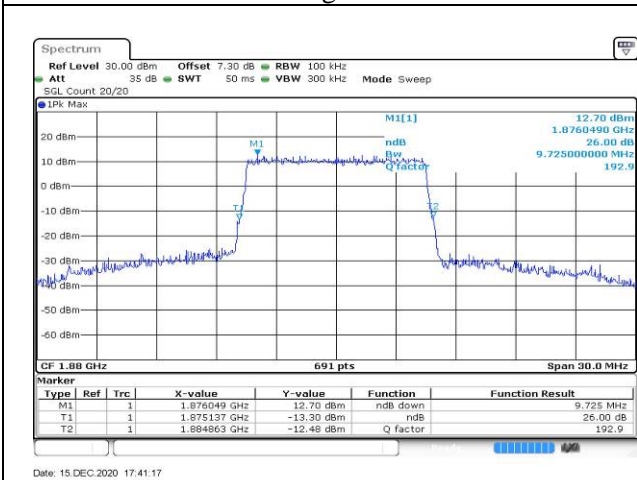


Fig.33

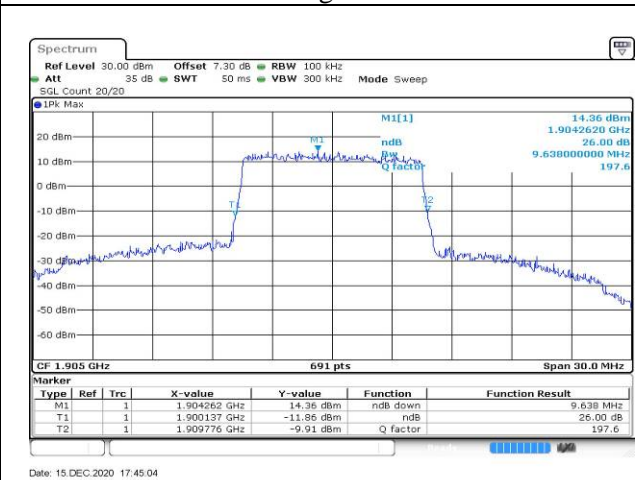


Fig.34

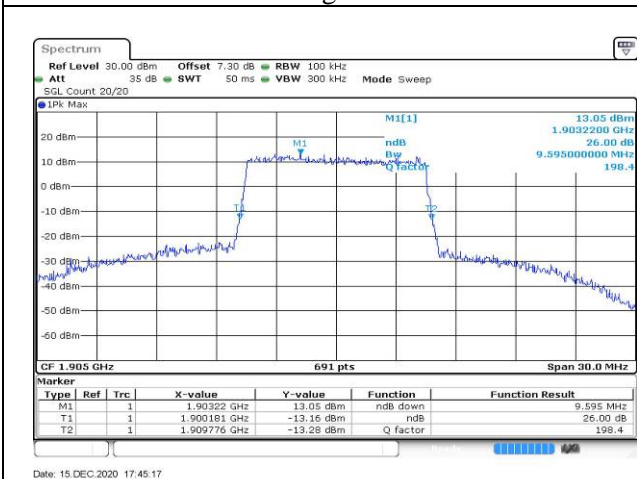


Fig.35

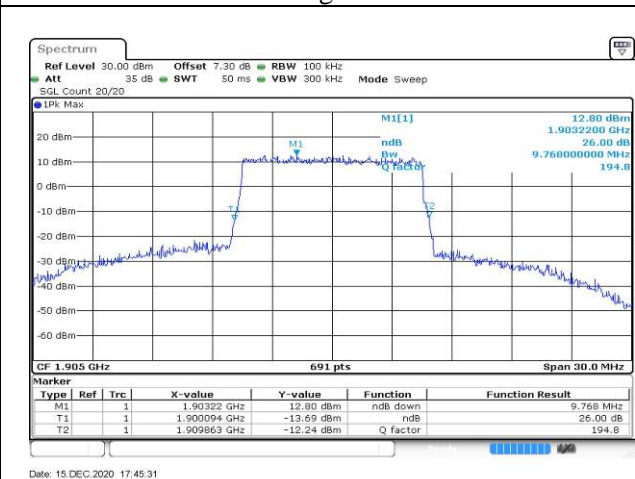


Fig.36

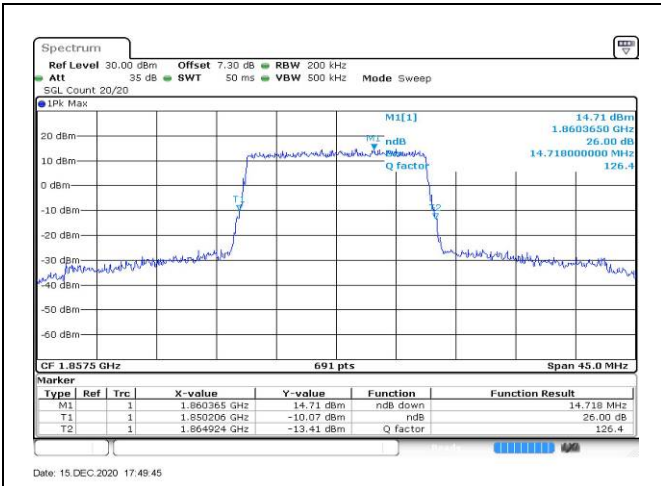


Fig.37

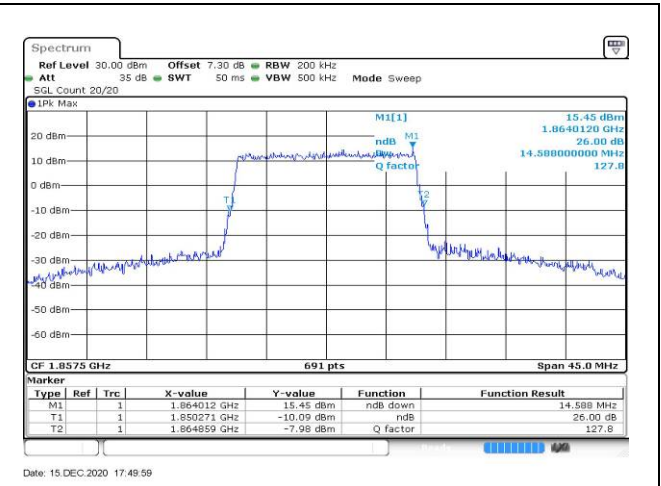


Fig.38

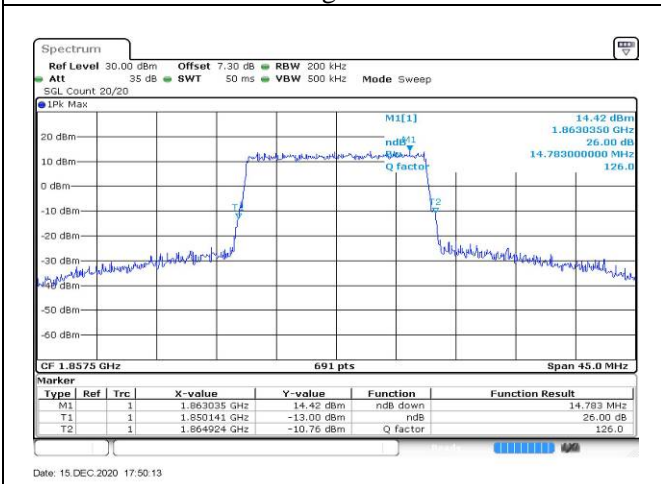


Fig.39

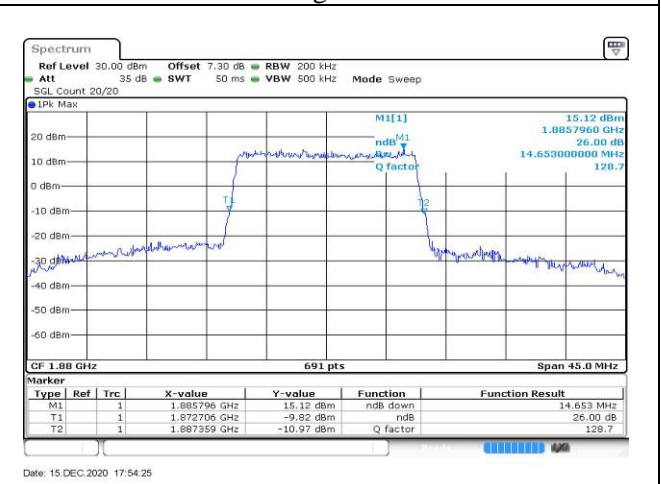


Fig.40

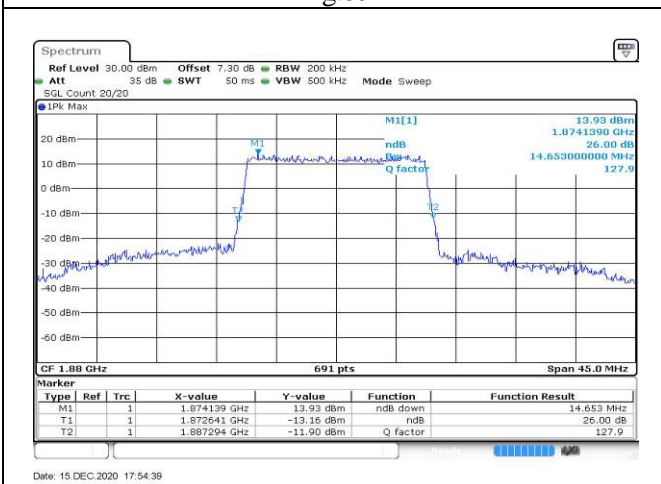


Fig.41

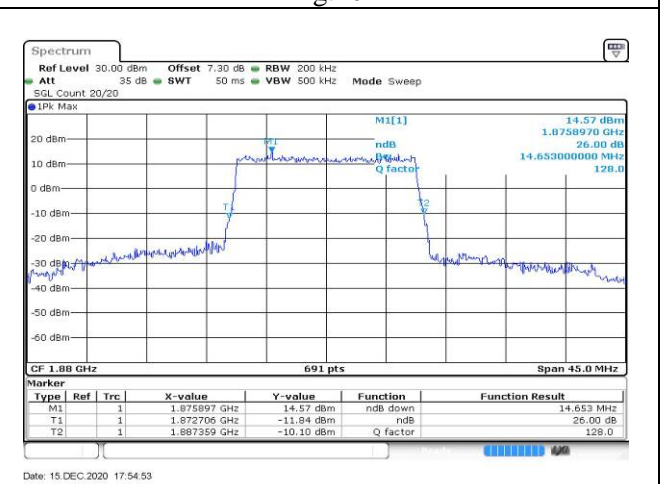


Fig.42

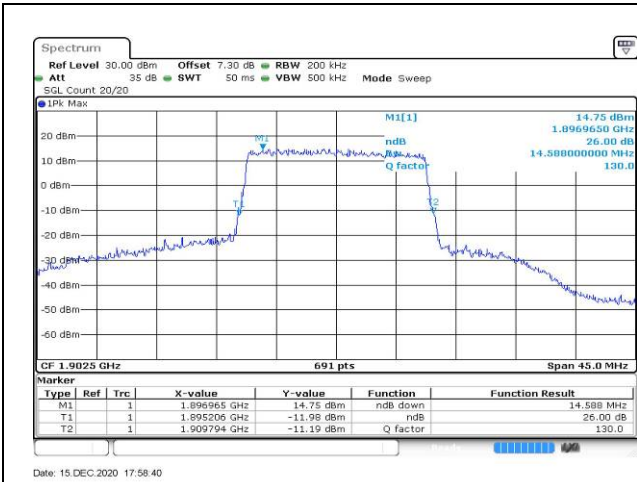


Fig.43

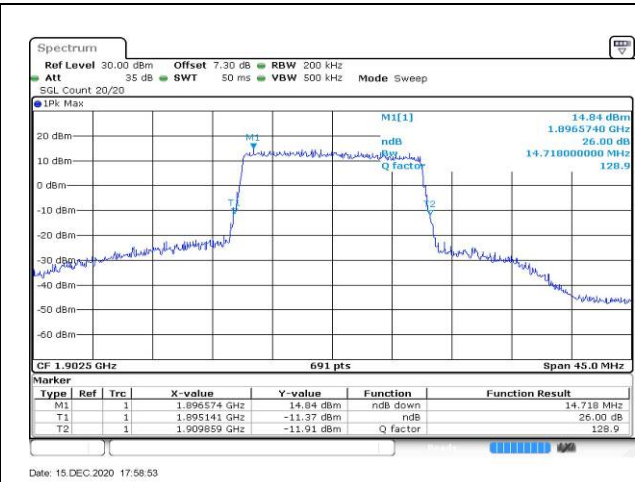


Fig.44

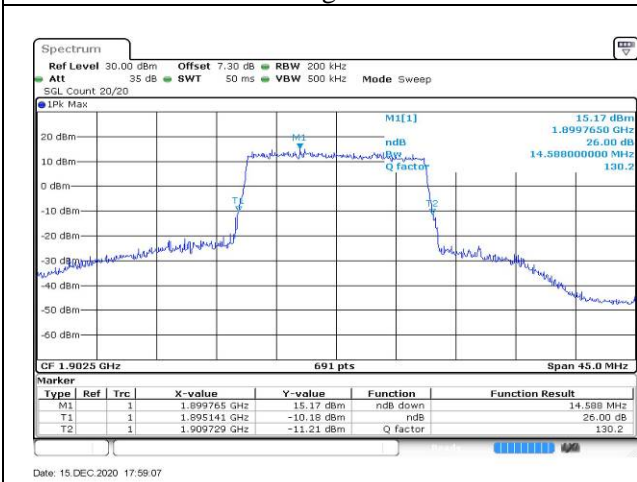


Fig.45

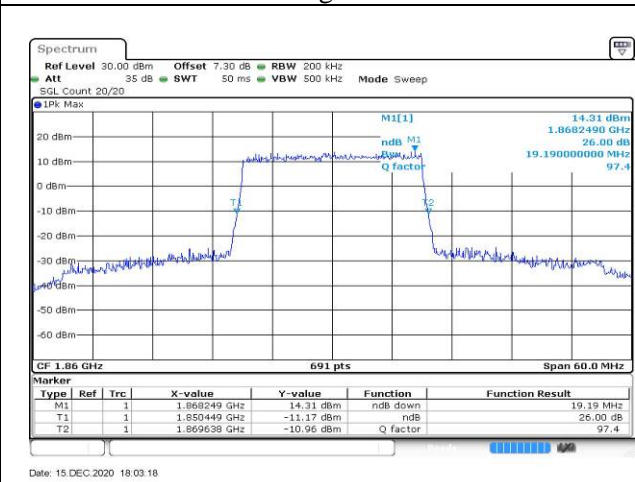


Fig.46

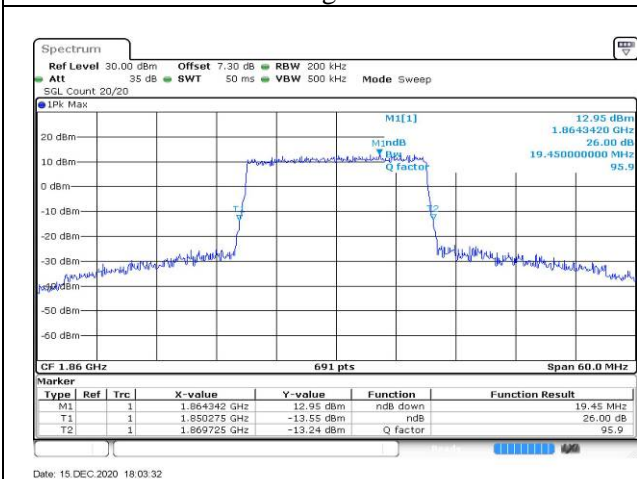


Fig.47

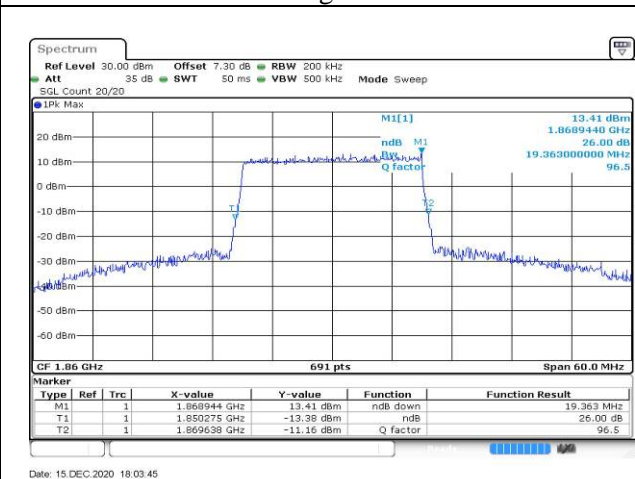


Fig.48