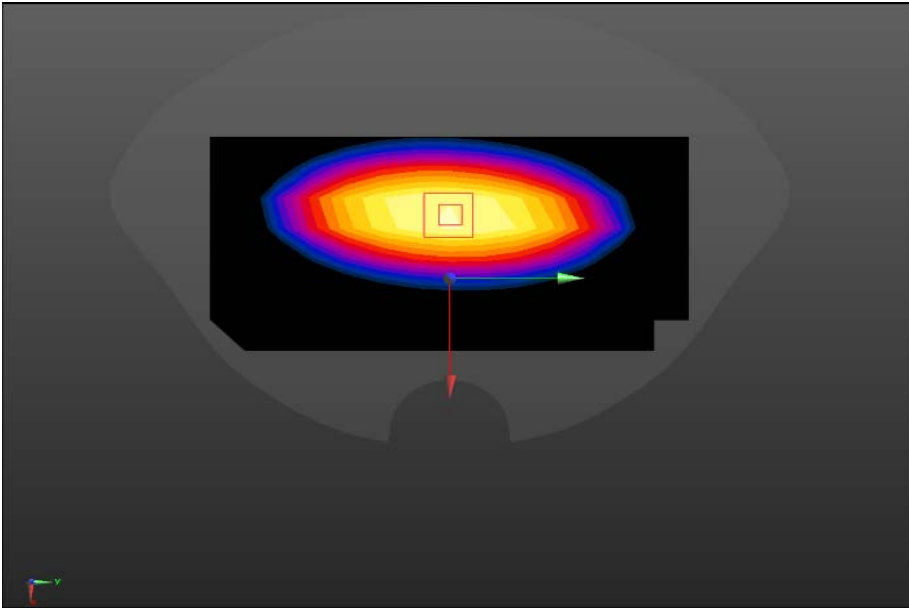
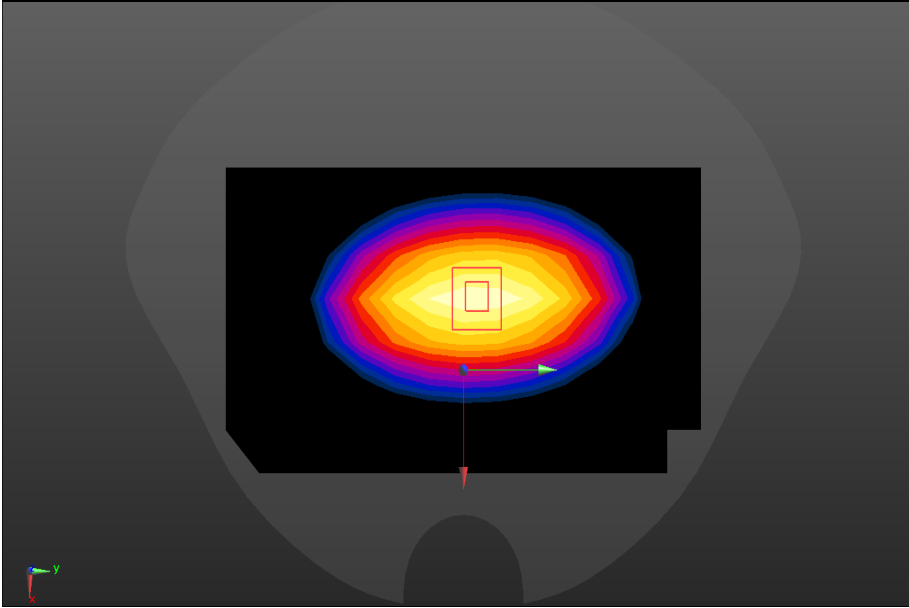


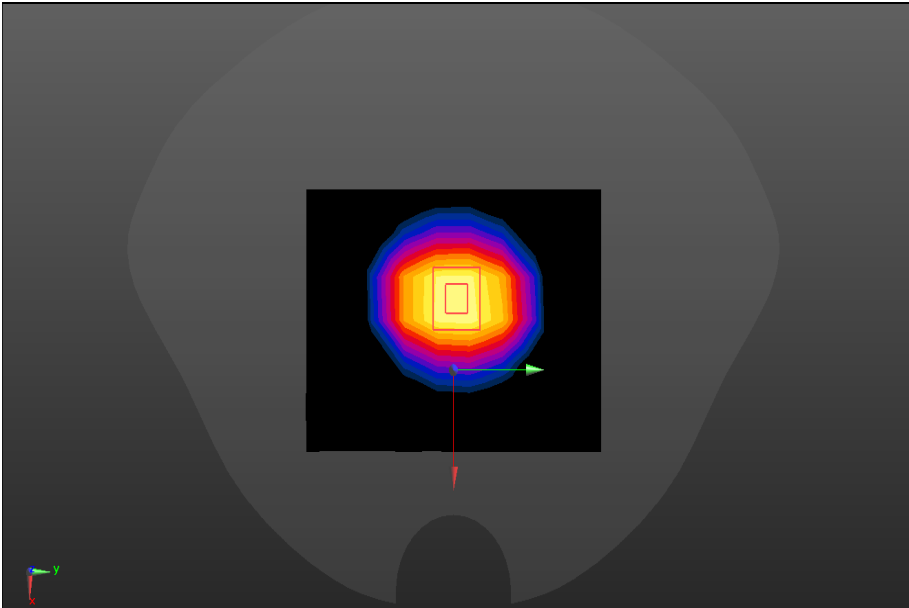
ANNEX A – TEST PLOTS

System check	750MHz
<p>Communication System: UID 0, CW (0) Frequency: 750 MHz; Duty cycle:1:1 Medium parameters used: $f = 750 \text{ MHz}$; $\sigma = 0.923 \text{ S/m}$; $\epsilon_r = 41.352$; $\rho = 1000 \text{ kg/m}^3$ Phantom section: Flat Section</p> <p>DASY Configuration:</p> <ul style="list-style-type: none"> Probe: EX3DV4 - SN3708; ConvF(9.75, 9.75, 9.75); Calibrated: 2020/10/30 Sensor-Surface: 1.4mm (Mechanical Surface Detection), Electronics: DAE4 Sn720; Calibrated: 2020/9/30 Phantom: Twin-SAM 1659; Type: QD 000 P40 CD; Serial: 1659 Measurement SW: DASY52, Version 52.8 (8); SEMCAD X Version 14.6.10 (7373) <p>System Performance Check at Frequencies 750MHz/d=15mm, Pin=250 mW, dist=3.0mm (ES-Probe)/Area Scan (8x15x1): Measurement grid: dx=15mm, dy=15mm Maximum value of SAR (measured) = 2.16 W/kg</p> <p>System Performance Check at Frequencies 750MHz/d=15mm, Pin=250 mW, dist=3.0mm (ES-Probe)/Zoom Scan (7x7x7) (7x7x7)/Cube 0: Measurement grid: dx=5mm, dy=5mm, dz=5mm Reference Value = 41.00 V/m; Power Drift = 0.11 dB Peak SAR (extrapolated) = 3.23 W/kg SAR(1 g) = 2.07 W/kg; SAR(10 g) = 1.40 W/kg Maximum value of SAR (measured) = 2.48 W/kg</p> 	

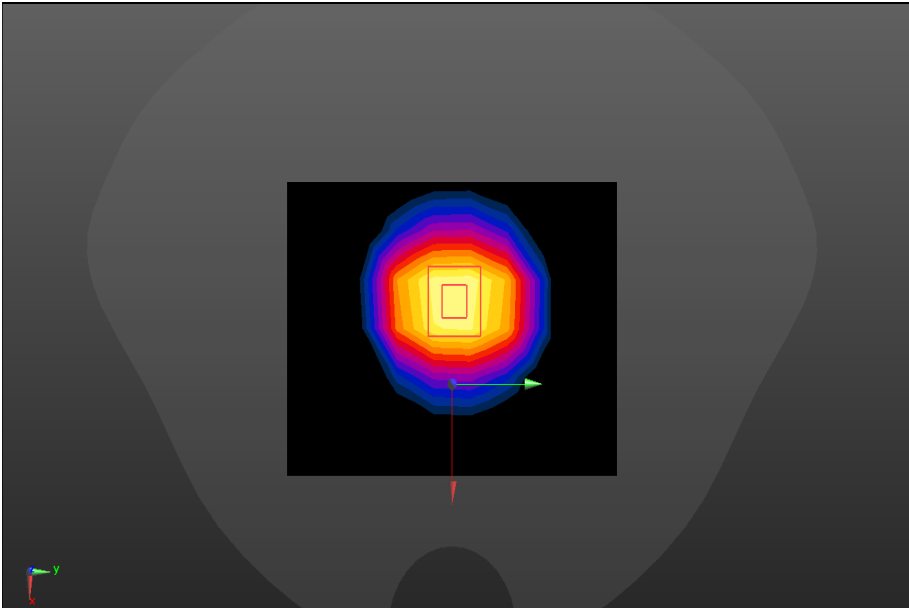
SRTC performed system check by using 250mw at antenna port

System check	835MHz
<p>Communication System: UID 0, CW (0); Frequency: 835 MHz Duty cycle:1:1 Medium parameters used (interpolated): $f = 835 \text{ MHz}$; $\sigma = 0.911 \text{ S/m}$; $\epsilon_r = 40.266$ $\rho = 1000 \text{ kg/m}^3$ Phantom section: Flat Section</p> <p>DASY5 Configuration:</p> <ul style="list-style-type: none"> Probe: EX3DV4 - SN3708; ConvF(9.39, 9.39, 9.39); Calibrated: 2020/10/30 Sensor-Surface: 1.4mm (Mechanical Surface Detection), Electronics: DAE4 Sn720; Calibrated: 2020/9/30 Phantom: Twin-SAM 1659; Type: QD 000 P40 CD; Serial: 1659 Measurement SW: DASY52, Version 52.8 (8); SEMCAD X Version 14.6.10 (7373) <p>Configuration 835/835/Area Scan (8x15x1): Measurement grid: $dx=15\text{mm}$, $dy=15\text{mm}$ Maximum value of SAR (measured) = 2.72 W/kg</p> <p>Configuration 835/835/Zoom Scan (7x7x7) (7x7x7)/Cube 0: Measurement grid: $dx=5\text{mm}$, $dy=5\text{mm}$, $dz=5\text{mm}$ Reference Value = 51.67 V/m; Power Drift = 0.02 dB Peak SAR (extrapolated) = 3.56 W/kg SAR(1 g) = 2.38 W/kg; SAR(10 g) = 1.61 W/kg Maximum value of SAR (measured) = 2.76 W/kg</p> 	

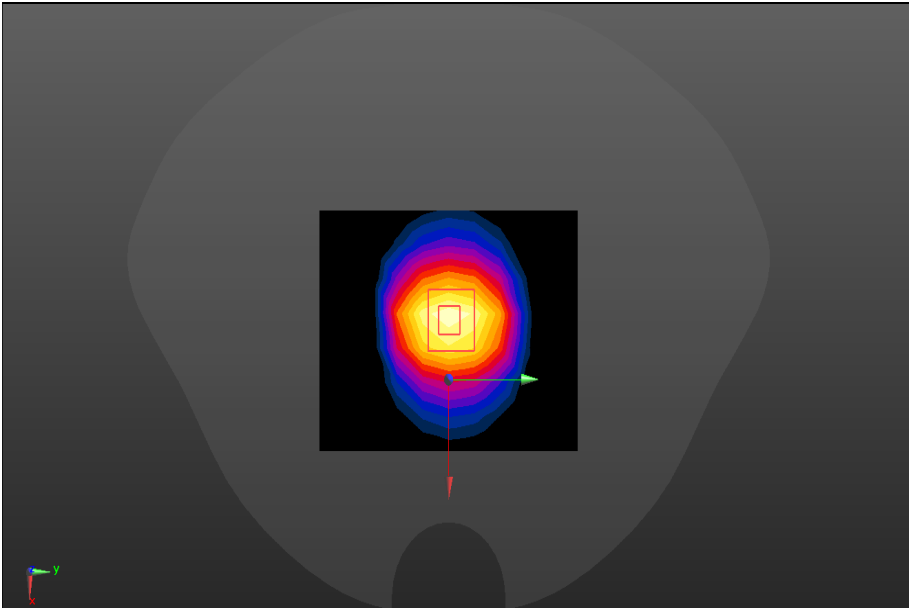
SRTC performed system check by using 250mw at antenna port

System check	1800MHz
<p>Communication System: UID 0, CW (0); Frequency: 1800 MHz; Duty cycle:1:1 Medium parameters used: $f = 1800$ MHz; $\sigma = 1.418$ S/m; $\epsilon_r = 40.688$; $\rho = 1000$ kg/m³ Phantom section: Flat Section</p> <p>DASY5 Configuration:</p> <ul style="list-style-type: none"> Probe: EX3DV4 - SN3708; ConvF(8.27, 8.27, 8.27); Calibrated: 2020/10/30 Sensor-Surface: 1.4mm (Mechanical Surface Detection), Electronics: DAE4 Sn720; Calibrated: 2020/9/30 Phantom: Twin-SAM 1659; Type: QD 000 P40 CD; Serial: 1659 Measurement SW: DASY52, Version 52.8 (8); SEMCAD X Version 14.6.10 (7373) <p>Configuration 1800/1800/Area Scan (7x10x1): Measurement grid: dx=15mm, dy=15mm Maximum value of SAR (measured) = 8.31 W/kg</p> <p>Configuration 1800/1800/Zoom Scan (7x7x7)/Cube 0: Measurement grid: dx=5mm, dy=5mm, dz=5mm Reference Value = 76.76 V/m; Power Drift = 0.02 dB Peak SAR (extrapolated) = 17.5 W/kg SAR(1 g) = 9.48 W/kg; SAR(10 g) = 4.95 W/kg Maximum value of SAR (measured) = 12.1 W/kg</p> 	

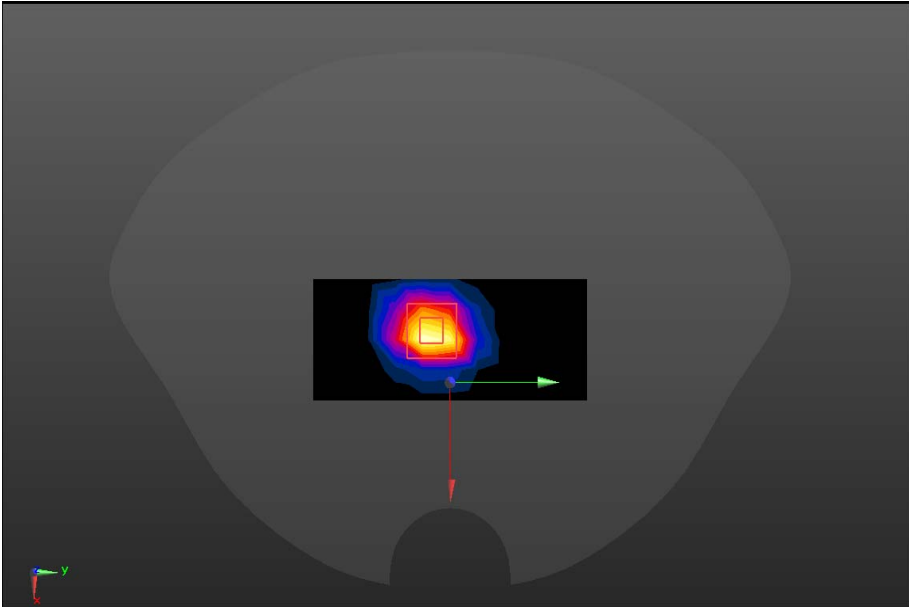
SRTC performed system check by using 250mw at antenna port

System check	2000MHz
<p>Communication System: UID 0, CW (0); Frequency: 2000 MHz; Duty cycle:1:1 Medium parameters used: $f = 2000$ MHz; $\sigma = 1.427$ S/m; $\epsilon_r = 39.844$; $\rho = 1000$ kg/m³ Phantom section: Flat Section</p> <p>DASY5 Configuration:</p> <ul style="list-style-type: none"> Probe: EX3DV4 - SN3708; ConvF(7.94, 7.94, 7.94); Calibrated: 2020/10/30 Sensor-Surface: 1.4mm (Mechanical Surface Detection), Electronics: DAE4 Sn720; Calibrated: 2020/9/30 Phantom: Twin-SAM 1659; Type: QD 000 P40 CD; Serial: 1659 Measurement SW: DASY52, Version 52.8 (8); SEMCAD X Version 14.6.10 (7373) <p>Configuration 2000/2000/Area Scan (7x10x1): Measurement grid: dx=10mm, dy=10mm Maximum value of SAR (measured) = 8.40 W/kg</p> <p>Configuration 2000/2000/Zoom Scan (7x7x7) (7x7x7)/Cube 0: Measurement grid: dx=5mm, dy=5mm, dz=5mm Reference Value = 76.22 V/m; Power Drift = 0.04 dB Peak SAR (extrapolated) = 18.7 W/kg SAR(1 g) = 9.83 W/kg; SAR(10 g) = 4.99 W/kg Maximum value of SAR (measured) = 12.9 W/kg</p> 	

SRTC performed system check by using 250mw at antenna port


System check	2450MHz
<p>Communication System: UID 0, CW (0); Frequency: 2450 MHz; Duty cycle:1:1 Medium parameters used: $f = 2450$ MHz; $\sigma = 1.866$ S/m; $\epsilon_r = 38.343$; $\rho = 1000$ kg/m³ Phantom section: Flat Section</p> <p>DASY5 Configuration:</p> <ul style="list-style-type: none"> Probe: EX3DV4 - SN3708; ConvF(7.48, 7.48, 7.48); Calibrated: 2020/10/30 Sensor-Surface: 1.4mm (Mechanical Surface Detection), Electronics: DAE4 Sn720; Calibrated: 2020/9/30 Phantom: Twin-SAM 1659; Type: QD 000 P40 CD; Serial: 1659 Measurement SW: DASY52, Version 52.8 (8); SEMCAD X Version 14.6.10 (7373) <p>System Performance Check at Frequencies 2450 MHz/2450/Area Scan (8x11x1): Measurement grid: dx=12mm, dy=12mm Maximum value of SAR (measured) = 21.2 W/kg</p> <p>System Performance Check at Frequencies 2450 MHz/2450/Zoom Scan (7x7x7) (7x7x7)/Cube 0: Measurement grid: dx=5mm, dy=5mm, dz=5mm Reference Value = 108.3 V/m; Power Drift = 0.18 dB Peak SAR (extrapolated) = 28.2 W/kg SAR(1 g) = 13.4 W/kg; SAR(10 g) = 6.34 W/kg Maximum value of SAR (measured) = 22.6 W/kg</p> 	

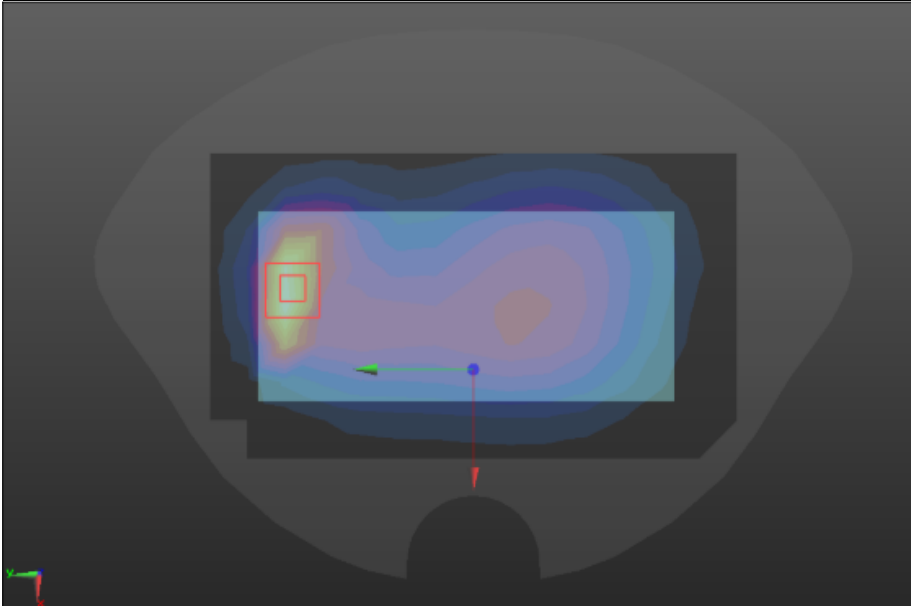
SRTC performed system check by using 250mw at antenna port

System check	2600MHz
<p>Communication System: UID 0, CW (0); Frequency: 2600 MHz; Duty Cycle: 1:1 Medium parameters used: $f = 2600$ MHz; $\sigma = 1.988$ S/m; $\epsilon_r = 39.682$; $\rho = 1000$ kg/m³ Phantom section: Flat Section</p> <p>DASY5 Configuration:</p> <ul style="list-style-type: none"> Probe: EX3DV4 - SN3708; ConvF(7.37, 7.37, 7.37); Calibrated: 2020/10/30 Sensor-Surface: 1.4mm (Mechanical Surface Detection), Electronics: DAE4 Sn720; Calibrated: 2020/9/30 Phantom: Twin-SAM 1659; Type: QD 000 P40 CD; Serial: 1659 Measurement SW: DASY52, Version 52.8 (8); SEMCAD X Version 14.6.10 (7373) <p>SYSTEM CHECK 2600/Area Scan (5x11x1): Measurement grid: dx=12mm, dy=12mm Maximum value of SAR (measured) = 22.2 W/kg</p> <p>SYSTEM CHECK 2600/Zoom Scan (7x7x7)/Cube 0: Measurement grid: dx=5mm, dy=5mm, dz=5mm Reference Value = 101.5 V/m; Power Drift = 0.08 dB Peak SAR (extrapolated) = 33.3 W/kg SAR(1 g) = 13.95 W/kg; SAR(10 g) = 6.28 W/kg Maximum value of SAR (measured) = 26.1 W/kg</p>  <p>The image displays a SAR measurement visualization. It features a large, dark grey, irregularly shaped area representing the phantom section. In the center of this area, there is a smaller, more detailed heatmap. This heatmap shows a central region of high intensity (red and yellow) surrounded by lower intensity regions (blue and green). A red arrow points from the center of the heatmap to a zoomed-in view of the central region, which is a square area scan. A green arrow points from the zoomed-in view to a cube scan, which is a small, dark, rectangular area. A 3D coordinate system with x, y, and z axes is visible in the bottom left corner of the visualization.</p>	


SRTC performed system check by using 250mw at antenna port


GSM850

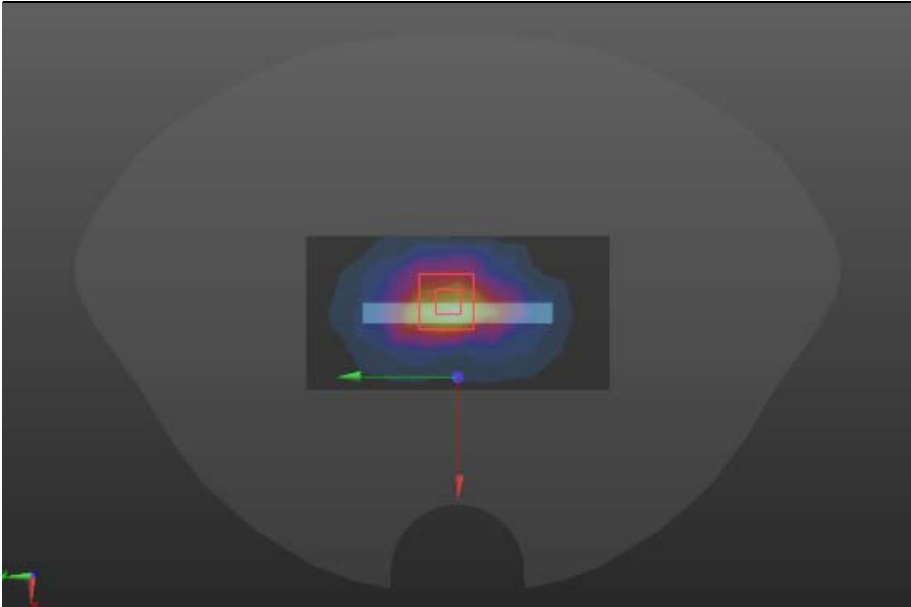
Head	Right cheek
<p>Communication System: UID 0, Generic GSM (0); Frequency: 836.6 MHz; Duty Cycle: 2:8 Medium parameters used (interpolated): $f = 836.6 \text{ MHz}$; $\sigma = 0.905 \text{ S/m}$; $\epsilon_r = 41.528$; $\rho = 1000 \text{ kg/m}^3$ Phantom section: Right Section</p> <p>DASY5 Configuration:</p> <ul style="list-style-type: none"> Probe: EX3DV4 - SN3708; ConvF(9.39, 9.39, 9.39); Calibrated: 2020/10/30 Sensor-Surface: 1.4mm (Mechanical Surface Detection), Electronics: DAE4 Sn720; Calibrated: 2020/9/30 Phantom: Twin-SAM 1659; Type: QD 000 P40 CD; Serial: 1659 Measurement SW: DASY52, Version 52.8 (8); SEMCAD X Version 14.6.10 (7373) <p>RIGHT/RC GSM850/Area Scan (7x13x1): Measurement grid: $dx=15\text{mm}$, $dy=15\text{mm}$. Maximum value of SAR (measured) = 0.121 W/kg</p> <p>RIGHT/RC GSM850/Zoom Scan (5x5x7)/Cube 0: Measurement grid: $dx=8\text{mm}$, $dy=8\text{mm}$, $dz=5\text{mm}$ Reference Value = 3.842 V/m; Power Drift = -0.12 dB Peak SAR (extrapolated) = 0.129 W/kg SAR(1 g) = 0.103 W/kg; SAR(10 g) = 0.077W/kg Maximum value of SAR (measured) = 0.122 W/kg</p> 	

Body-worn	Back
<p>Communication System: UID 0, Generic GSM (0); Frequency: 836.6 MHz; Duty Cycle: 2:8 Medium parameters used (interpolated): $f = 836.6$ MHz; $\sigma = 0.905$ S/m; $\epsilon_r = 41.528$; $\rho = 1000$ kg/m³ Phantom section: Flat Section</p> <p>DASY5 Configuration:</p> <ul style="list-style-type: none"> Probe: EX3DV4 - SN3708; ConvF(9.39, 9.39, 9.39); Calibrated: 2020/10/30 Sensor-Surface: 1.4mm (Mechanical Surface Detection), Electronics: DAE4 Sn720; Calibrated: 2020/9/30 Phantom: Twin-SAM 1659; Type: QD 000 P40 CD; Serial: 1659 Measurement SW: DASY52, Version 52.8 (8); SEMCAD X Version 14.6.10 (7373) <p>15_15/BACK GSM850 2TX/Area Scan (7x12x1): Measurement grid: dx=15mm, dy=15mm Maximum value of SAR (measured) = 0.394 W/kg</p> <p>15_15/BACK GSM850 2TX/Zoom Scan (5x5x7)/Cube 0: Measurement grid: dx=8mm, dy=8mm, dz=5mm Reference Value = 14.42 V/m; Power Drift = 0.06 dB Peak SAR (extrapolated) = 0.521 W/kg SAR(1 g) = 0.281 W/kg; SAR(10 g) = 0.154 W/kg Maximum value of SAR (measured) = 0.433 W/kg</p> 	

GSM1900

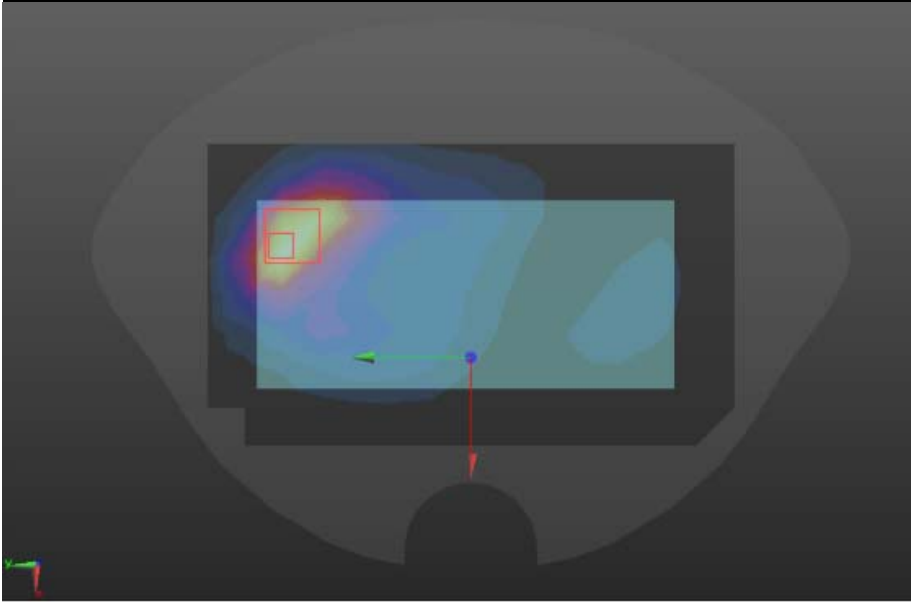
Head	Left cheek
<p>Communication System: UID 0, Generic GSM (0); Frequency: 1880 MHz; Duty Cycle: 3:8 Medium parameters used (interpolated): $f = 1880$ MHz; $\sigma = 1.419$ S/m; $\epsilon_r = 40.663$; $\rho = 1000$ kg/m³ Phantom section: Left Section</p> <p>DASY5 Configuration:</p> <ul style="list-style-type: none"> Probe: EX3DV4 - SN3708; ConvF(7.99, 7.99, 7.99); Calibrated: 2020/10/30; Sensor-Surface: 1.4mm (Mechanical Surface Detection) Electronics: DAE4 Sn720; Calibrated: 2020/9/30 Phantom: Twin-SAM 1659; Type: QD 000 P40 CD; Serial: 1659 Measurement SW: DASY52, Version 52.8 (8); SEMCAD X Version 14.6.10 (7373) <p>LC/GRPS1900 3Slots/Area Scan (8x14x1): Measurement grid: dx=15mm, dy=15mm Maximum value of SAR (measured) = 0.0541 W/kg</p> <p>LC/GRPS1900 3Slots/Zoom Scan (5x5x7)/Cube 0: Measurement grid: dx=8mm, dy=8mm, dz=5mm Reference Value = 2.043 V/m; Power Drift = -0.14 dB Peak SAR (extrapolated) = 0.0680 W/kg SAR(1 g) = 0.041 W/kg; SAR(10 g) = 0.024 W/kg Maximum value of SAR (measured) = 0.0573 W/kg</p> 	

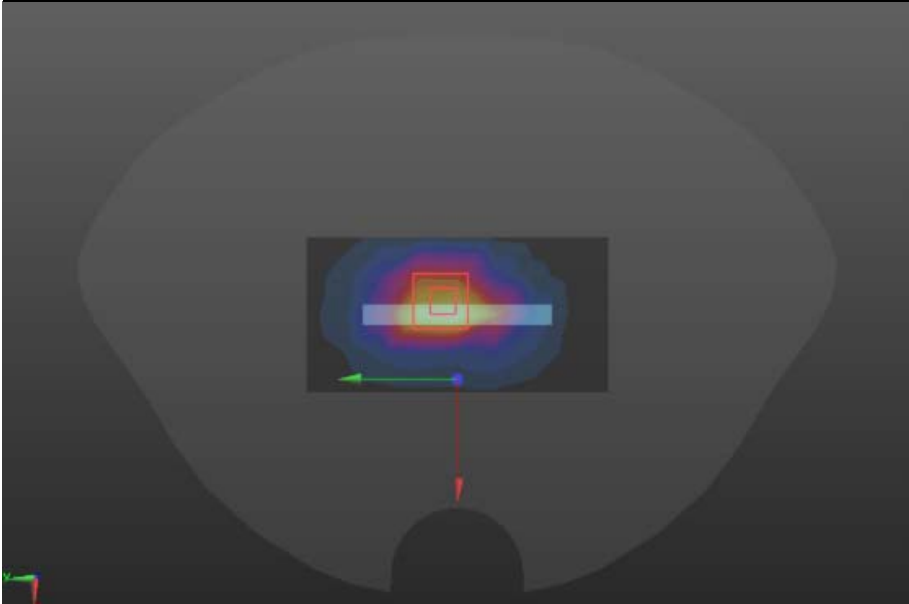
Body-worn	Front
<p>Communication System: UID 0, Generic GSM (0); Frequency: 1880 MHz;Duty Cycle: 3:8 Medium parameters used (interpolated): $f = 1880$ MHz; $\sigma = 1.419$ S/m; $\epsilon_r = 40.663$; $\rho = 1000$ kg/m³ Phantom section: Flat Section</p> <p>DASY5 Configuration:</p> <ul style="list-style-type: none"> Probe: EX3DV4 - SN3708; ConvF(7.99, 7.99, 7.99); Calibrated: 2020/10/30; Sensor-Surface: 1.4mm (Mechanical Surface Detection) Electronics: DAE4 Sn720; Calibrated: 2020/9/30 Phantom: Twin-SAM 1659; Type: QD 000 P40 CD; Serial: 1659 Measurement SW: DASY52, Version 52.8 (8); SEMCAD X Version 14.6.10 (7373) <p>GPRS1900 3Slots/Area Scan (9x15x1): Measurement grid: dx=15mm, dy=15mm Maximum value of SAR (measured) = 0.393 W/kg</p> <p>GPRS1900 3Slots/Zoom Scan (5x5x7)/Cube 0: Measurement grid: dx=8mm, dy=8mm, dz=5mm Reference Value = 5.515 V/m; Power Drift = 0.03 dB Peak SAR (extrapolated) = 0.496 W/kg SAR(1 g) = 0.261 W/kg; SAR(10 g) = 0.138 W/kg Maximum value of SAR (measured) = 0.410 W/kg</p> 	

Hotspot	Bottom
<p>Communication System: UID 0, Generic GSM (0); Frequency: 1880 MHz;Duty Cycle: 3:8 Medium parameters used (interpolated): f = 1880 MHz; $\sigma = 1.419$ S/m; $\epsilon_r = 40.663$; $\rho = 1000$ kg/m³ Phantom section: Flat Section</p> <p>DASY5 Configuration:</p> <ul style="list-style-type: none"> Probe: EX3DV4 - SN3708; ConvF(7.99, 7.99, 7.99); Calibrated: 2020/10/30; Sensor-Surface: 1.4mm (Mechanical Surface Detection) Electronics: DAE4 Sn720; Calibrated: 2020/9/30 Phantom: Twin-SAM 1659; Type: QD 000 P40 CD; Serial: 1659 Measurement SW: DASY52, Version 52.8 (8); SEMCAD X Version 14.6.10 (7373) <p>15_15/GSM1900/Area Scan (7x13x1): Measurement grid: dx=15mm, dy=15mm Maximum value of SAR (measured) = 0.397 W/kg</p> <p>15_15/GSM1900/Zoom Scan (5x5x7)/Cube 0: Measurement grid: dx=8mm, dy=8mm, dz=5mm Reference Value = 17.39 V/m; Power Drift = -0.15 dB Peak SAR (extrapolated) = 0.578 W/kg SAR(1 g) = 0.309 W/kg; SAR(10 g) = 0.158 W/kg Maximum value of SAR (measured) = 0.486 W/kg</p> 	

WCDMA Band II

Head	Left cheek
<p>Communication System: UID 0, wcdma BANDII (0); Frequency: 1880 MHz;Duty Cycle: 1:1 Medium parameters used (interpolated): $f = 1880$ MHz; $\sigma = 1.419$ S/m; $\epsilon_r = 40.663$; $\rho = 1000$ kg/m³ Phantom section: Left Section</p> <p>DASY5 Configuration:</p> <ul style="list-style-type: none"> Probe: EX3DV4 - SN3708; ConvF(7.99, 7.99, 7.99); Calibrated: 2020/10/30; Sensor-Surface: 1.4mm (Mechanical Surface Detection) Electronics: DAE4 Sn720; Calibrated: 2020/9/30 Phantom: Twin-SAM 1659; Type: QD 000 P40 CD; Serial: 1659 Measurement SW: DASY52, Version 52.8 (8); SEMCAD X Version 14.6.10 (7373) <p>WCDMA B2/Area Scan (9x14x1): Measurement grid: dx=15mm, dy=15mm Maximum value of SAR (measured) = 0.125 W/kg</p> <p>WCDMA B2/Zoom Scan (5x5x7)/Cube 0: Measurement grid: dx=8mm, dy=8mm, dz=5mm Reference Value = 3.903 V/m; Power Drift = -0.04 dB Peak SAR (extrapolated) = 0.153 W/kg SAR(1 g) = 0.092 W/kg; SAR(10 g) = 0.055 W/kg Maximum value of SAR (measured) = 0.126 W/kg</p> 	

Body-worn	Back
<p>Communication System: UID 0, wcdma BANDII (0); Frequency: 1880 MHz;Duty Cycle: 1:1 Medium parameters used (interpolated): $f = 1880$ MHz; $\sigma = 1.419$ S/m; $\epsilon_r = 40.663$; $\rho = 1000$ kg/m³ Phantom section: Flat Section</p> <p>DASY5 Configuration:</p> <ul style="list-style-type: none"> Probe: EX3DV4 - SN3708; ConvF(7.99, 7.99, 7.99); Calibrated: 2020/10/30; Sensor-Surface: 1.4mm (Mechanical Surface Detection) Electronics: DAE4 Sn720; Calibrated: 2020/9/30 Phantom: Twin-SAM 1659; Type: QD 000 P40 CD; Serial: 1659 Measurement SW: DASY52, Version 52.8 (8); SEMCAD X Version 14.6.10 (7373) <p>15_15/BACK WCDMA B2/Area Scan (7x13x1): Measurement grid: dx=15mm, dy=15mm Maximum value of SAR (measured) = 0.784 W/kg</p> <p>15_15/BACK WCDMA B2/Zoom Scan (5x5x7)/Cube 0: Measurement grid: dx=8mm, dy=8mm, dz=5mm Reference Value = 8.528 V/m; Power Drift = -0.03 dB Peak SAR (extrapolated) = 0.968 W/kg SAR(1 g) = 0.518 W/kg; SAR(10 g) = 0.278 W/kg Maximum value of SAR (measured) = 0.769 W/kg</p> 	

Hotspot	Bottom
<p>Communication System: UID 0, wcdma BANDII (0); Frequency: 1880 MHz;Duty Cycle: 1:1 Medium parameters used (interpolated): $f = 1880$ MHz; $\sigma = 1.419$ S/m; $\epsilon_r = 40.663$; $\rho = 1000$ kg/m³ Phantom section: Flat Section</p> <p>DASY5 Configuration:</p> <ul style="list-style-type: none"> Probe: EX3DV4 - SN3708; ConvF(7.99, 7.99, 7.99); Calibrated: 2020/10/30; Sensor-Surface: 1.4mm (Mechanical Surface Detection) Electronics: DAE4 Sn720; Calibrated: 2020/9/30 Phantom: Twin-SAM 1659; Type: QD 000 P40 CD; Serial: 1659 Measurement SW: DASY52, Version 52.8 (8); SEMCAD X Version 14.6.10 (7373) <p>15_15/WCDMA Band2/Area Scan (7x13x1): Measurement grid: dx=15mm, dy=15mm Maximum value of SAR (measured) = 0.805 W/kg</p> <p>15_15/WCDMA Band2/Zoom Scan (5x5x7)/Cube 0: Measurement grid: dx=8mm, dy=8mm, dz=5mm Reference Value = 24.653 V/m; Power Drift = 0.16 dB Peak SAR (extrapolated) = 1.24 W/kg SAR(1 g) = 0.677 W/kg; SAR(10 g) = 0.349 W/kg Maximum value of SAR (measured) = 1.04 W/kg</p> 	

WCDMA Band IV

Head	Left cheek
------	------------

Communication System: UID 0, wcdma bandIV (0); Frequency: 1732.4 MHz; Duty Cycle: 1:1
Medium parameters used (interpolated): $f = 1732.4$ MHz; $\sigma = 1.375$ S/m; $\epsilon_r = 40.07$; $\rho = 1000$ kg/m³

Phantom section: Left Section

DASY5 Configuration:

- Probe: EX3DV4 - SN3708; ConvF(8.27, 8.27, 8.27); Calibrated: 2020/10/30;
- Sensor-Surface: 1.4mm (Mechanical Surface Detection)
- Electronics: DAE4 Sn720; Calibrated: 9/30/2020
- Phantom: Twin-SAM 1659; Type: QD 000 P40 CD; Serial: 1659
- Measurement SW: DASY52, Version 52.8 (8); SEMCAD X Version 14.6.10 (7373)

WCDMA B4/Area Scan (9x14x1): Measurement grid: dx=15mm, dy=15mm

Maximum value of SAR (measured) = 0.187 W/kg


WCDMA B4/Zoom Scan (5x5x7)/Cube 0: Measurement grid: dx=8mm, dy=8mm, dz=5mm


Reference Value = 3.427 V/m; Power Drift = 0.10 dB

Peak SAR (extrapolated) = 0.222 W/kg


SAR(1 g) = 0.141 W/kg; SAR(10 g) = 0.088 W/kg

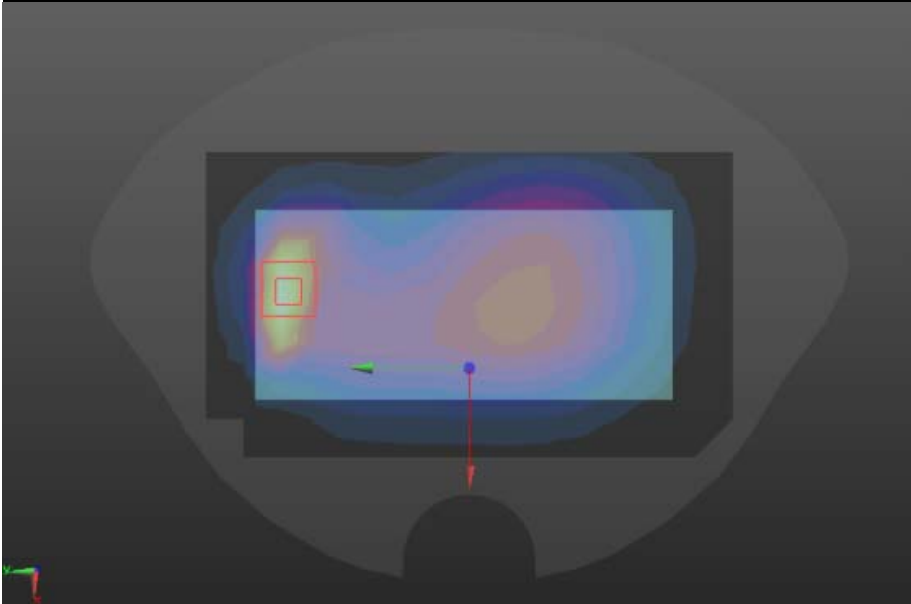
Maximum value of SAR (measured) = 0.186 W/kg




Body-worn	Back
<p>Communication System: UID 0, wcdma bandIV (0); Frequency: 1732.4 MHz;Duty Cycle: 1:1 Medium parameters used (interpolated): $f = 1732.4$ MHz; $\sigma = 1.375$ S/m; $\epsilon_r = 40.07$; $\rho = 1000$ kg/m³ Phantom section: Flat Section</p> <p>DASY5 Configuration:</p> <ul style="list-style-type: none"> Probe: EX3DV4 - SN3708; ConvF(8.27, 8.27, 8.27); Calibrated: 2020/10/30; Sensor-Surface: 1.4mm (Mechanical Surface Detection) Electronics: DAE4 Sn720; Calibrated: 9/30/2020 Phantom: Twin-SAM 1659; Type: QD 000 P40 CD; Serial: 1659 Measurement SW: DASY52, Version 52.8 (8); SEMCAD X Version 14.6.10 (7373) <p>15_15/BACK WCDMA B4/Area Scan (7x13x1): Measurement grid: dx=15mm, dy=15mm Maximum value of SAR (measured) = 0.811 W/kg</p> <p>15_15/BACK WCDMA B4/Zoom Scan (5x5x7)/Cube 0: Measurement grid: dx=8mm, dy=8mm, dz=5mm Reference Value = 9.635 V/m; Power Drift = 0.12 dB Peak SAR (extrapolated) = 1.13 W/kg SAR(1 g) = 0.683 W/kg; SAR(10 g) = 0.317 W/kg Maximum value of SAR (measured) = 0.941 W/kg</p> 	

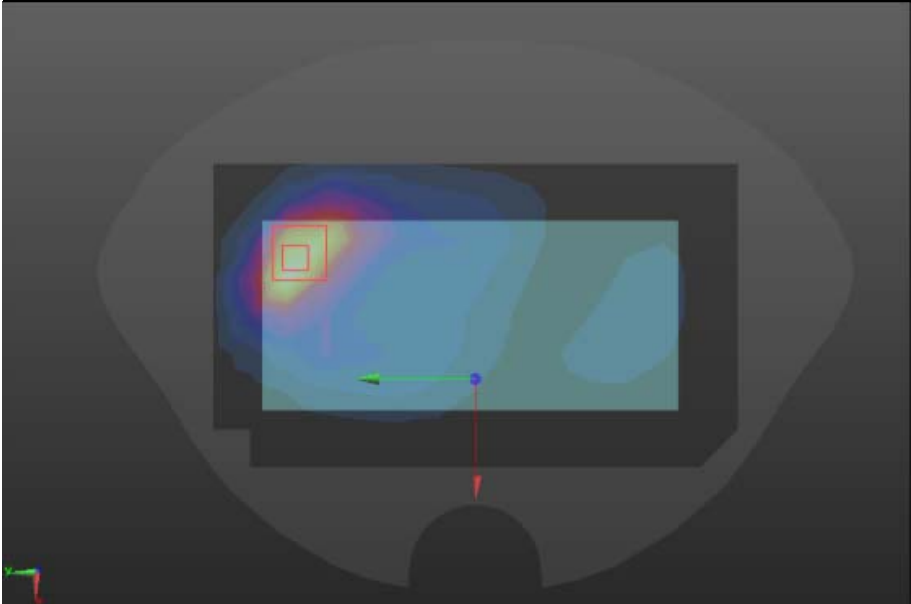
WCDMA Band V

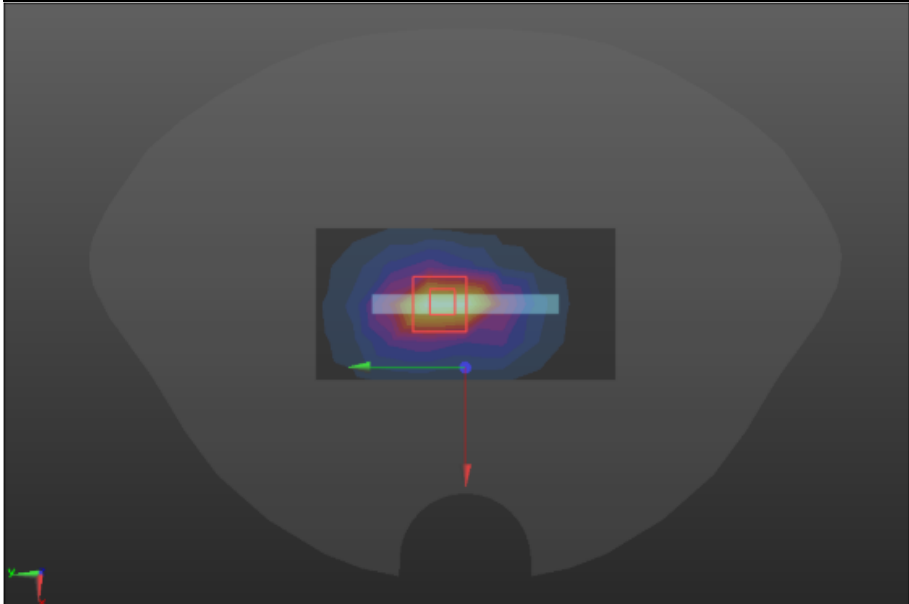
Head	Right cheek
<p>Communication System: UID 0, WCDMA 5 (0); Frequency: 836.6 MHz;Duty Cycle: 1:1 Medium parameters used (interpolated): f = 836.6 MHz; $\sigma = 0.905$ S/m; $\epsilon_r = 41.528$; $\rho = 1000$ kg/m³ Phantom section: Right Section</p> <p>DASY5 Configuration:</p> <ul style="list-style-type: none"> Probe: EX3DV4 - SN3708; ConvF(9.39, 9.39, 9.39); Calibrated: 2020/10/30; Sensor-Surface: 1.4mm (Mechanical Surface Detection) Electronics: DAE4 Sn720; Calibrated: 9/30/2020 Phantom: Twin-SAM 1659; Type: QD 000 P40 CD; Serial: 1659 Measurement SW: DASY52, Version 52.8 (8); SEMCAD X Version 14.6.10 (7373) <p>RIGHT/RC WCDMA B5/Area Scan (7x13x1): Measurement grid: dx=15mm, dy=15mm Maximum value of SAR (measured) = 0.167 W/kg</p> <p>RIGHT/RC WCDMA B5/Zoom Scan (5x5x7)/Cube 0: Measurement grid: dx=8mm, dy=8mm, dz=5mm Reference Value = 4.489 V/m; Power Drift = -0.14 dB Peak SAR (extrapolated) = 0.168 W/kg SAR(1 g) = 0.134 W/kg; SAR(10 g) = 0.101 W/kg Maximum value of SAR (measured) = 0.158 W/kg</p> 	

Body-worn	Back
<p>Communication System: UID 0, WCDMA 5 (0); Frequency: 836.6 MHz;Duty Cycle: 1:1 Medium parameters used (interpolated): $f = 836.6$ MHz; $\sigma = 0.905$ S/m; $\epsilon_r = 41.528$; $\rho = 1000$ kg/m³ Phantom section: Flat Section</p> <p>DASY5 Configuration:</p> <ul style="list-style-type: none"> Probe: EX3DV4 - SN3708; ConvF(9.39, 9.39, 9.39); Calibrated: 2020/10/30; Sensor-Surface: 1.4mm (Mechanical Surface Detection) Electronics: DAE4 Sn720; Calibrated: 9/30/2020 Phantom: Twin-SAM 1659; Type: QD 000 P40 CD; Serial: 1659 Measurement SW: DASY52, Version 52.8 (8); SEMCAD X Version 14.6.10 (7373) <p>15_15/BACK WCDMA B5/Area Scan (7x12x1): Measurement grid: dx=15mm, dy=15mm Maximum value of SAR (measured) = 0.419 W/kg</p> <p>15_15/BACK WCDMA B5/Zoom Scan (5x5x7)/Cube 0: Measurement grid: dx=8mm, dy=8mm, dz=5mm Reference Value = 16.23 V/m; Power Drift = -0.03 dB Peak SAR (extrapolated) = 0.542 W/kg SAR(1 g) = 0.308 W/kg; SAR(10 g) = 0.160 W/kg Maximum value of SAR (measured) = 0.453 W/kg</p> 	


LTE Band 2


Head	Left cheek
<p>Communication System: UID 0,LTE band 02 (0); Frequency: 1880 MHz;Duty Cycle: 1:1 Medium parameters used (interpolated): $f = 1880$ MHz; $\sigma = 1.419$ S/m; $\epsilon_r = 40.663$; $\rho = 1000$ kg/m³ Phantom section: Left Section</p> <p>DASY5 Configuration:</p> <ul style="list-style-type: none"> • Probe: EX3DV4 - SN3708; ConvF(7.99, 7.99, 7.99); Calibrated: 2020/10/30; • Sensor-Surface: 1.4mm (Mechanical Surface Detection) • Electronics: DAE4 Sn720; Calibrated: 2020/9/30 • Phantom: Twin-SAM 1659; Type: QD 000 P40 CD; Serial: 1659 • Measurement SW: DASY52, Version 52.8 (8); SEMCAD X Version 14.6.10 (7373) <p>LTE B2/Area Scan (9x14x1): Measurement grid: dx=15mm, dy=15mm Maximum value of SAR (measured) = 0.135 W/kg</p> <p>LTE B2/Zoom Scan (5x5x7)/Cube 0: Measurement grid: dx=8mm, dy=8mm, dz=5mm Reference Value = 4.559 V/m; Power Drift = 0.03 dB Peak SAR (extrapolated) = 0.188 W/kg SAR(1 g) = 0.114 W/kg; SAR(10 g) = 0.069 W/kg Maximum value of SAR (measured) = 0.158W/kg</p> 	

Body-worn	Back
<p>Communication System: UID 0,LTE band 02 (0); Frequency: 1880 MHz;Duty Cycle: 1:1 Medium parameters used (interpolated): $f = 1880$ MHz; $\sigma = 1.419$ S/m; $\epsilon_r = 40.663$; $\rho = 1000$ kg/m³ Phantom section: Flat Section</p> <p>DASY5 Configuration:</p> <ul style="list-style-type: none"> Probe: EX3DV4 - SN3708; ConvF(7.99, 7.99, 7.99); Calibrated: 2020/10/30; Sensor-Surface: 1.4mm (Mechanical Surface Detection) Electronics: DAE4 Sn720; Calibrated: 2020/9/30 Phantom: Twin-SAM 1659; Type: QD 000 P40 CD; Serial: 1659 Measurement SW: DASY52, Version 52.8 (8); SEMCAD X Version 14.6.10 (7373) <p>15_15/BACK LTE B2 1RB/Area Scan (7x13x1): Measurement grid: dx=15mm, dy=15mm Maximum value of SAR (measured) = 1.02 W/kg</p> <p>15_15/BACK LTE B2 1RB/Zoom Scan (5x5x7)/Cube 0: Measurement grid: dx=8mm, dy=8mm, dz=5mm Reference Value = 9.875 V/m; Power Drift = -0.09 dB Peak SAR (extrapolated) = 1.29 W/kg SAR(1 g) = 0.685 W/kg; SAR(10 g) = 0.368 W/kg Maximum value of SAR (measured) = 1.06 W/kg</p> 	


Hotspot	Bottom
<p>Communication System: UID 0,LTE band 02 (0); Frequency: 1880 MHz;Duty Cycle: 1:1 Medium parameters used (interpolated): $f = 1880$ MHz; $\sigma = 1.419$ S/m; $\epsilon_r = 40.663$; $\rho = 1000$ kg/m³ Phantom section: Flat Section</p> <p>DASY5 Configuration:</p> <ul style="list-style-type: none"> Probe: EX3DV4 - SN3708; ConvF(7.99, 7.99, 7.99); Calibrated: 2020/10/30; Sensor-Surface: 1.4mm (Mechanical Surface Detection) Electronics: DAE4 Sn720; Calibrated: 2020/9/30 Phantom: Twin-SAM 1659; Type: QD 000 P40 CD; Serial: 1659 Measurement SW: DASY52, Version 52.8 (8); SEMCAD X Version 14.6.10 (7373) <p>15_15/LTE Band2/Area Scan (7x13x1): Measurement grid: dx=15mm, dy=15mm Maximum value of SAR (measured) = 0.975 W/kg</p> <p>15_15/LTE Band2/Zoom Scan (5x5x7)/Cube 0: Measurement grid: dx=8mm, dy=8mm, dz=5mm Reference Value = 26.90 V/m; Power Drift = -0.02 dB Peak SAR (extrapolated) = 1.28 W/kg SAR(1 g) = 0.708 W/kg; SAR(10 g) = 0.370 W/kg Maximum value of SAR (measured) = 1.09 W/kg</p> 	

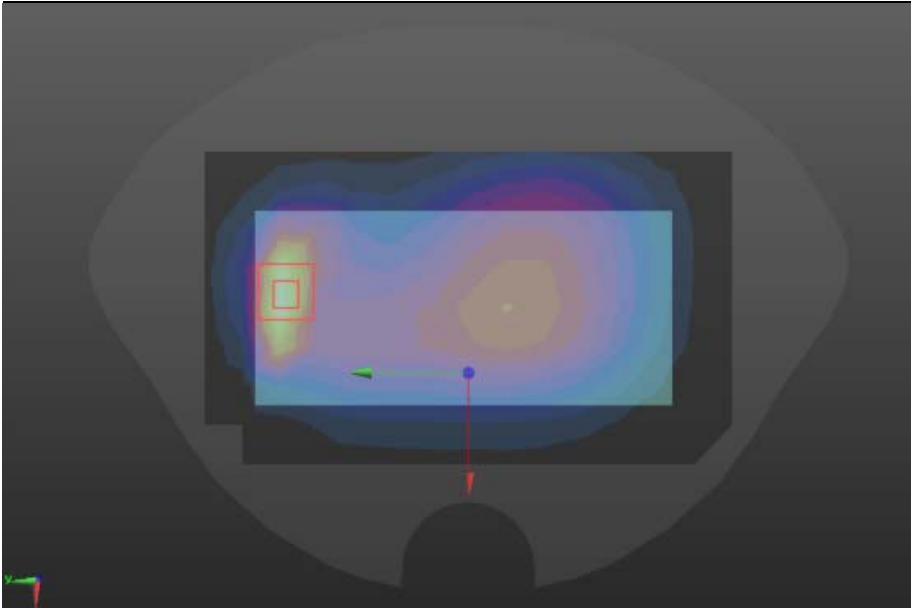
LTE Band 4

Head	Left cheek
<p>Communication System: UID 0, LTE BAND4 (0); Frequency: 1732.5 MHz;Duty Cycle: 1:1 Medium parameters used (interpolated): $f = 1732.5$ MHz; $\sigma = 1.375$ S/m; $\epsilon_r = 40.07$; $\rho = 1000$ kg/m³ Phantom section: Left Section</p> <p>DASY5 Configuration:</p> <ul style="list-style-type: none"> • Probe: EX3DV4 - SN3708; ConvF(8.27, 8.27, 8.27); Calibrated: 2020/10/30; • Sensor-Surface: 1.4mm (Mechanical Surface Detection (Locations From Previous Scan Used)), Sensor-Surface: 1.4mm (Mechanical Surface Detection) • Electronics: DAE4 Sn720; Calibrated: 2020/9/30 • Phantom: Twin-SAM 1659; Type: QD 000 P40 CD; Serial: 1659 • Measurement SW: DASY52, Version 52.8 (8); SEMCAD X Version 14.6.10 (7373) <p>LTE B4/Area Scan (7x13x1): Measurement grid: dx=15mm, dy=15mm Maximum value of SAR (measured) = 0.205 W/kg</p> <p>LTE B4/Zoom Scan (5x5x7)/Cube 0: Measurement grid: dx=8mm, dy=8mm, dz=5mm Reference Value = 3.801 V/m; Power Drift = 0.16 dB Peak SAR (extrapolated) = 0.241 W/kg SAR(1 g) = 0.153 W/kg; SAR(10 g) = 0.095 W/kg Maximum value of SAR (measured) = 0.200 W/kg</p> 	


Body-worn	Back
<p>Communication System: UID 0, LTE BAND4 (0); Frequency: 1732.5 MHz;Duty Cycle: 1:1 Medium parameters used (interpolated): $f = 1732.5$ MHz; $\sigma = 1.375$ S/m; $\epsilon_r = 40.07$; $\rho = 1000$ kg/m³ Phantom section: Flat Section</p> <p>DASY5 Configuration:</p> <ul style="list-style-type: none"> • Probe: EX3DV4 - SN3708; ConvF(8.27, 8.27, 8.27); Calibrated: 2020/10/30; • Sensor-Surface: 1.4mm (Mechanical Surface Detection (Locations From Previous Scan Used)), Sensor-Surface: 1.4mm (Mechanical Surface Detection) • Electronics: DAE4 Sn720; Calibrated: 2020/9/30 • Phantom: Twin-SAM 1659; Type: QD 000 P40 CD; Serial: 1659 • Measurement SW: DASY52, Version 52.8 (8); SEMCAD X Version 14.6.10 (7373) <p>15_15/BACK LTE B4 1RB/Area Scan (7x12x1): Measurement grid: dx=15mm, dy=15mm Maximum value of SAR (measured) = 0.791 W/kg</p> <p>15_15/BACK LTE B4 1RB/Zoom Scan (5x5x7)/Cube 0: Measurement grid: dx=8mm, dy=8mm, dz=5mm Reference Value = 9.433 V/m; Power Drift = 0.16 dB Peak SAR (extrapolated) = 1.14 W/kg SAR(1 g) = 0.629 W/kg; SAR(10 g) = 0.313 W/kg Maximum value of SAR (measured) = 0.944 W/kg</p> 	

LTE Band 5


Head	Left cheek
<p>Communication System: UID 0, LTE BAND05 (0); Frequency: 836.5 MHz;Duty Cycle: 1:1 Medium parameters used (interpolated): $f = 836.5$ MHz; $\sigma = 0.905$ S/m; $\epsilon_r = 41.528$; $\rho = 1000$ kg/m³ Phantom section: Left Section</p> <p>DASY5 Configuration:</p> <ul style="list-style-type: none"> • Probe: EX3DV4 - SN3708; ConvF(8.27, 8.27, 8.27); Calibrated: 2020/10/30; • Sensor-Surface: 1.4mm (Mechanical Surface Detection (Locations From Previous Scan Used)), Sensor-Surface: 1.4mm (Mechanical Surface Detection) • Electronics: DAE4 Sn720; Calibrated: 2020/9/30 • Phantom: Twin-SAM 1659; Type: QD 000 P40 CD; Serial: 1659 • Measurement SW: DASY52, Version 52.8 (8); SEMCAD X Version 14.6.10 (7373) <p>LTE B5/Area Scan (7x13x1): Measurement grid: dx=15mm, dy=15mm Maximum value of SAR (measured) = 0.124 W/kg</p> <p>LTE B5/Zoom Scan (5x5x7)/Cube 0: Measurement grid: dx=8mm, dy=8mm, dz=5mm Reference Value = 3.589 V/m; Power Drift = 0.13 dB Peak SAR (extrapolated) = 0.128 W/kg SAR(1 g) = 0.102 W/kg; SAR(10 g) = 0.078 W/kg Maximum value of SAR (measured) = 0.119 W/kg</p> 	

Body-worn	Back
<p>Communication System: UID 0, LTE BAND05 (0); Frequency: 836.5 MHz;Duty Cycle: 1:1 Medium parameters used (interpolated): $f = 836.5$ MHz; $\sigma = 0.905$ S/m; $\epsilon_r = 41.528$; $\rho = 1000$ kg/m³ Phantom section: Flat Section</p> <p>DASY5 Configuration:</p> <ul style="list-style-type: none"> Probe: EX3DV4 - SN3708; ConvF(8.27, 8.27, 8.27); Calibrated: 2020/10/30; Sensor-Surface: 1.4mm (Mechanical Surface Detection (Locations From Previous Scan Used)), Sensor-Surface: 1.4mm (Mechanical Surface Detection) Electronics: DAE4 Sn720; Calibrated: 2020/9/30 Phantom: Twin-SAM 1659; Type: QD 000 P40 CD; Serial: 1659 Measurement SW: DASY52, Version 52.8 (8); SEMCAD X Version 14.6.10 (7373) <p>15_15/BACK LTE B5 RB/Area Scan (7x12x1): Measurement grid: dx=15mm, dy=15mm Maximum value of SAR (measured) = 0.415 W/kg</p> <p>15_15/BACK LTE B5 RB/Zoom Scan (5x5x7)/Cube 0: Measurement grid: dx=8mm, dy=8mm, dz=5mm Reference Value = 16.69 V/m; Power Drift = -0.01 dB Peak SAR (extrapolated) = 0.514 W/kg SAR(1 g) = 0.280 W/kg; SAR(10 g) = 0.154 W/kg Maximum value of SAR (measured) = 0.429 W/kg</p> 	


LTE Band 7

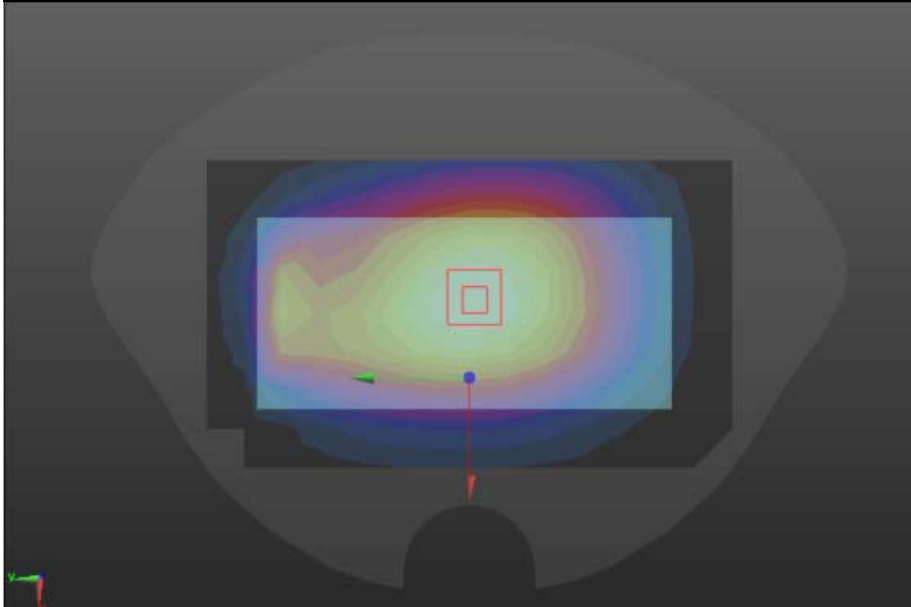
Head	Left cheek
<p>Communication System: UID 0, LTE BAND07 (0); Frequency: 2535 MHz;Duty Cycle: 1:1 Medium parameters used (interpolated): $f = 2535$ MHz; $\sigma = 1.888$ S/m; $\epsilon_r = 39.084$; $\rho = 1000$ kg/m³ Phantom section: Left Section</p> <p>DASY5 Configuration:</p> <ul style="list-style-type: none"> • Probe: EX3DV4 - SN3708; ConvF(7.37, 7.37, 7.37); Calibrated: 2020/10/30; • Sensor-Surface: 1.4mm (Mechanical Surface Detection) • Electronics: DAE4 Sn720; Calibrated: 2020/9/30 • Phantom: Twin-SAM 1659; Type: QD 000 P40 CD; Serial: 1659 • Measurement SW: DASY52, Version 52.8 (8); SEMCAD X Version 14.6.10 (7373) <p>LTE B7/Area Scan (9x16x1): Measurement grid: dx=12mm, dy=12mm Maximum value of SAR (measured) = 0.310 W/kg</p> <p>LTE B7/Zoom Scan (5x5x7)/Cube 0: Measurement grid: dx=8mm, dy=8mm, dz=5mm Reference Value = 0.836 V/m; Power Drift = 0.06 dB Peak SAR (extrapolated) = 0.416 W/kg SAR(1 g) = 0.212 W/kg; SAR(10 g) = 0.109 W/kg Maximum value of SAR (measured) = 0.331 W/kg</p> 	

Body-worn	Back
<p>Communication System: UID 0, LTE BAND07 (0); Frequency: 2535 MHz;Duty Cycle: 1:1 Medium parameters used (interpolated): $f = 2535$ MHz; $\sigma = 1.888$ S/m; $\epsilon_r = 39.084$; $\rho = 1000$ kg/m³ Phantom section: Flat Section</p> <p>DASY5 Configuration:</p> <ul style="list-style-type: none"> Probe: EX3DV4 - SN3708; ConvF(7.37, 7.37, 7.37); Calibrated: 2020/10/30; Sensor-Surface: 1.4mm (Mechanical Surface Detection) Electronics: DAE4 Sn720; Calibrated: 2020/9/30 Phantom: Twin-SAM 1659; Type: QD 000 P40 CD; Serial: 1659 Measurement SW: DASY52, Version 52.8 (8); SEMCAD X Version 14.6.10 (7373) <p>12_12/BACK LTE B7 1RB/Area Scan (8x15x1): Measurement grid: dx=12mm, dy=12mm Maximum value of SAR (measured) = 2.07 W/kg</p> <p>12_12/BACK LTE B7 1RB/Zoom Scan (5x5x7)/Cube 0: Measurement grid: dx=8mm, dy=8mm, dz=5mm Reference Value = 1.316 V/m; Power Drift = -0.02 dB Peak SAR (extrapolated) = 2.77 W/kg SAR(1 g) = 1.31 W/kg; SAR(10 g) = 0.587 W/kg Maximum value of SAR (measured) = 2.22 W/kg</p> 	


Hotspot	Bottom
<p>Communication System: UID 0, LTE BAND07 (0); Frequency: 2535 MHz;Duty Cycle: 1:1 Medium parameters used (interpolated): $f = 2535$ MHz; $\sigma = 1.888$ S/m; $\epsilon_r = 39.084$; $\rho = 1000$ kg/m³ Phantom section: Flat Section</p> <p>DASY5 Configuration:</p> <ul style="list-style-type: none"> • Probe: EX3DV4 - SN3708; ConvF(7.37, 7.37, 7.37); Calibrated: 2020/10/30; • Sensor-Surface: 1.4mm (Mechanical Surface Detection) • Electronics: DAE4 Sn720; Calibrated: 2020/9/30 • Phantom: Twin-SAM 1659; Type: QD 000 P40 CD; Serial: 1659 • Measurement SW: DASY52, Version 52.8 (8); SEMCAD X Version 14.6.10 (7373) <p>12_12/LTE Band7/Area Scan (6x10x1): Measurement grid: dx=12mm, dy=12mm Maximum value of SAR (measured) = 1.38W/kg</p> <p>12_12/LTE Band7/Zoom Scan (5x5x7)/Cube 0: Measurement grid: dx=8mm, dy=8mm, dz=5mm Reference Value = 26.06 V/m; Power Drift = -0.08 dB Peak SAR (extrapolated) = 2.20 W/kg SAR(1 g) = 1.03 W/kg; SAR(10 g) = 0.461 W/kg Maximum value of SAR (measured) = 1.71 W/kg</p> 	

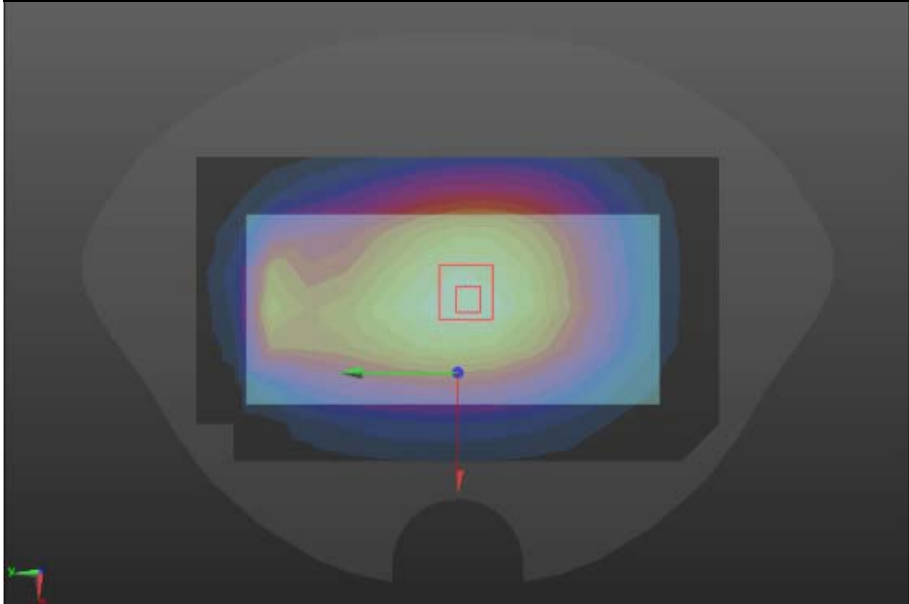
LTE Band 12

Head	Left cheek
<p>Communication System: UID 0, LTE BAND12 (0); Frequency: 707.5 MHz;Duty Cycle: 1:1 Medium parameters used (interpolated): $f = 707.5 \text{ MHz}$; $\sigma = 0.887 \text{ S/m}$; $\epsilon_r = 42.115$; $\rho = 1000 \text{ kg/m}^3$ Phantom section: Left Section</p> <p>DASY5 Configuration:</p> <ul style="list-style-type: none"> Probe: EX3DV4 - SN3708; ConvF(9.75, 9.75, 9.75); Calibrated: 2020/10/30 Sensor-Surface: 1.4mm (Mechanical Surface Detection), Electronics: DAE4 Sn720; Calibrated: 2020/9/30 Phantom: Twin-SAM 1659; Type: QD 000 P40 CD; Serial: 1659 Measurement SW: DASY52, Version 52.8 (8); SEMCAD X Version 14.6.10 (7373) <p>LTE B12/Area Scan (7x13x1): Measurement grid: $dx=15\text{mm}$, $dy=15\text{mm}$ Maximum value of SAR (measured) = 0.130 W/kg</p> <p>LTE B12/Zoom Scan (5x5x7)/Cube 0: Measurement grid: $dx=8\text{mm}$, $dy=8\text{mm}$, $dz=5\text{mm}$ Reference Value = 3.734 V/m; Power Drift = 0.07 dB Peak SAR (extrapolated) = 0.138 W/kg SAR(1 g) = 0.111W/kg; SAR(10 g) = 0.085 W/kg Maximum value of SAR (measured) = 0.129 W/kg</p> 	


Body-worn	Back
<p>Communication System: UID 0, LTE BAND12 (0); Frequency: 707.5 MHz; Duty Cycle: 1:1 Medium parameters used (interpolated): $f = 707.5$ MHz; $\sigma = 0.887$ S/m; $\epsilon_r = 42.115$; $\rho = 1000$ kg/m³ Phantom section: Flat Section</p> <p>DASY5 Configuration:</p> <ul style="list-style-type: none"> Probe: EX3DV4 - SN3708; ConvF(9.75, 9.75, 9.75); Calibrated: 2020/10/30 Sensor-Surface: 1.4mm (Mechanical Surface Detection), Electronics: DAE4 Sn720; Calibrated: 2020/9/30 Phantom: Twin-SAM 1659; Type: QD 000 P40 CD; Serial: 1659 Measurement SW: DASY52, Version 52.8 (8); SEMCAD X Version 14.6.10 (7373) <p>15_15/BACK LTE B12 1RB/Area Scan (7x12x1): Measurement grid: dx=15mm, dy=15mm Maximum value of SAR (measured) = 0.282 W/kg</p> <p>15_15/BACK LTE B12 1RB/Zoom Scan (5x5x7)/Cube 0: Measurement grid: dx=8mm, dy=8mm, dz=5mm Reference Value = 18.61 V/m; Power Drift = -0.01 dB Peak SAR (extrapolated) = 0.297 W/kg SAR(1 g) = 0.255 W/kg; SAR(10 g) = 0.178 W/kg Maximum value of SAR (measured) = 0.279 W/kg</p> 	

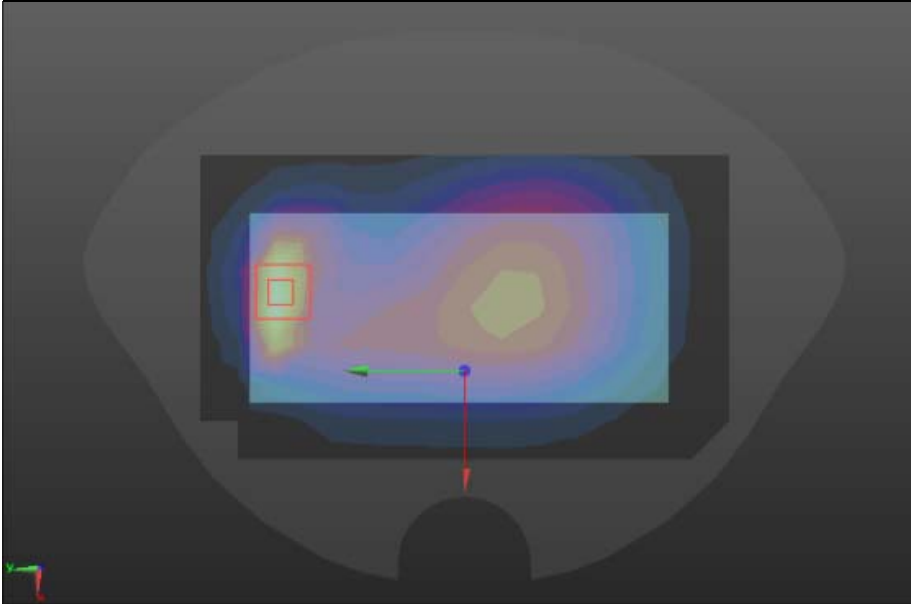
LTE Band 17

Head	Left cheek
<p>Communication System: UID 0, LTE BAND17 (0); Frequency: 710 MHz;Duty Cycle: 1:1 Medium parameters used (interpolated): $f = 710 \text{ MHz}$; $\sigma = 0.887 \text{ S/m}$; $\epsilon_r = 42.102$; $\rho = 1000 \text{ kg/m}^3$ Phantom section: Left Section</p> <p>DASY5 Configuration:</p> <ul style="list-style-type: none"> • Probe: EX3DV4 - SN3708; ConvF(9.75, 9.75, 9.75); Calibrated: 2020/10/30 • Sensor-Surface: 1.4mm (Mechanical Surface Detection), • Electronics: DAE4 Sn720; Calibrated: 2020/9/30 • Phantom: Twin-SAM 1659; Type: QD 000 P40 CD; Serial: 1659 • Measurement SW: DASY52, Version 52.8 (8); SEMCAD X Version 14.6.10 (7373) <p>LEFT/LC LTE B17/Area Scan (7x13x1): Measurement grid: $dx=15\text{mm}$, $dy=15\text{mm}$ Maximum value of SAR (measured) = 0.138 W/kg</p> <p>LEFT/LC LTE B17/Zoom Scan (5x5x7)/Cube 0: Measurement grid: $dx=8\text{mm}$, $dy=8\text{mm}$, $dz=5\text{mm}$ Reference Value = 3.810 V/m; Power Drift = 0.07 dB Peak SAR (extrapolated) = 0.146 W/kg SAR(1 g) = 0.117W/kg; SAR(10 g) = 0.091 W/kg Maximum value of SAR (measured) = 0.136 W/kg</p> 	


Body-worn	Back
<p>Communication System: UID 0, LTE BAND17 (0); Frequency: 710 MHz;Duty Cycle: 1:1 Medium parameters used (interpolated): $f = 710 \text{ MHz}$; $\sigma = 0.887 \text{ S/m}$; $\epsilon_r = 42.102$; $\rho = 1000 \text{ kg/m}^3$ Phantom section: Flat Section</p> <p>DASY5 Configuration:</p> <ul style="list-style-type: none"> Probe: EX3DV4 - SN3708; ConvF(9.75, 9.75, 9.75); Calibrated: 2020/10/30 Sensor-Surface: 1.4mm (Mechanical Surface Detection), Electronics: DAE4 Sn720; Calibrated: 2020/9/30 Phantom: Twin-SAM 1659; Type: QD 000 P40 CD; Serial: 1659 Measurement SW: DASY52, Version 52.8 (8); SEMCAD X Version 14.6.10 (7373) <p>15_15/BACK LTE B17 1RB/Area Scan (7x12x1): Measurement grid: dx=15mm, dy=15mm Maximum value of SAR (measured) = 0.293 W/kg</p> <p>15_15/BACK LTE B17 1RB/Zoom Scan (5x5x7)/Cube 0: Measurement grid: dx=8mm, dy=8mm, dz=5mm Reference Value = 18.64 V/m; Power Drift = 0.16 dB Peak SAR (extrapolated) = 0.309 W/kg SAR(1 g) = 0.271 W/kg; SAR(10 g) = 0.182 W/kg Maximum value of SAR (measured) = 0.289 W/kg</p> 	


LTE Band 26

Head	Left cheek
<p>Communication System: UID 0, LTE BAND26 (0); Frequency: 831.5 MHz; Duty Cycle: 1:1 Medium parameters used (interpolated): $f = 831.5 \text{ MHz}$; $\sigma = 0.904 \text{ S/m}$; $\epsilon_r = 41.539$; $\rho = 1000 \text{ kg/m}^3$ Phantom section: Left Section</p> <p>DASY5 Configuration:</p> <ul style="list-style-type: none"> • Probe: EX3DV4 - SN3708; ConvF(9.39, 9.39, 9.39); Calibrated: 2020/10/30 • Sensor-Surface: 1.4mm (Mechanical Surface Detection), • Electronics: DAE4 Sn720; Calibrated: 2020/9/30 • Phantom: Twin-SAM 1659; Type: QD 000 P40 CD; Serial: 1659 • Measurement SW: DASY52, Version 52.8 (8); SEMCAD X Version 14.6.10 (7373) <p>LC LTE B26/Area Scan (7x13x1): Measurement grid: $dx=15\text{mm}$, $dy=15\text{mm}$ Maximum value of SAR (measured) = 0.113 W/kg</p> <p>LC LTE B26/Zoom Scan (5x5x7)/Cube 0: Measurement grid: $dx=8\text{mm}$, $dy=8\text{mm}$, $dz=5\text{mm}$ Reference Value = 3.686 V/m; Power Drift = 0.06 dB Peak SAR (extrapolated) = 0.116 W/kg SAR(1 g) = 0.096 W/kg; SAR(10 g) = 0.069 W/kg Maximum value of SAR (measured) = 0.108 W/kg</p> 	

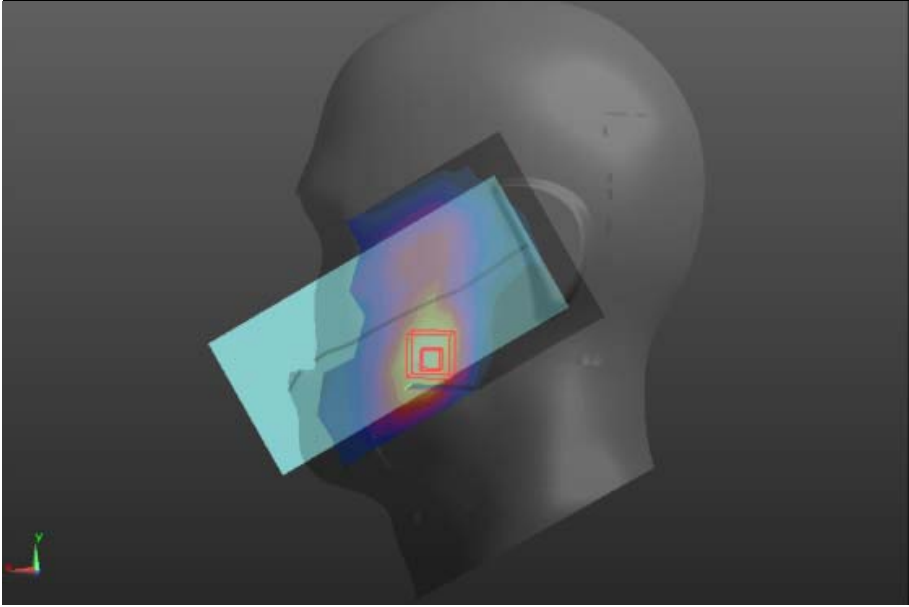
Body-worn	Back
<p>Communication System: UID 0, LTE BAND26 (0); Frequency: 831.5 MHz;Duty Cycle: 1:1 Medium parameters used (interpolated): $f = 831.5$ MHz; $\sigma = 0.904$ S/m; $\epsilon_r = 41.539$; $\rho = 1000$ kg/m³ Phantom section: Flat Section</p> <p>DASY5 Configuration:</p> <ul style="list-style-type: none"> Probe: EX3DV4 - SN3708; ConvF(9.39, 9.39, 9.39); Calibrated: 2020/10/30 Sensor-Surface: 1.4mm (Mechanical Surface Detection), Electronics: DAE4 Sn720; Calibrated: 2020/9/30 Phantom: Twin-SAM 1659; Type: QD 000 P40 CD; Serial: 1659 Measurement SW: DASY52, Version 52.8 (8); SEMCAD X Version 14.6.10 (7373) <p>15_15/BACK LTE B26 1RB/Area Scan (7x12x1): Measurement grid: dx=15mm, dy=15mm Maximum value of SAR (measured) = 0.357 W/kg</p> <p>15_15/BACK LTE B26 1RB/Zoom Scan (5x5x7)/Cube 0: Measurement grid: dx=8mm, dy=8mm, dz=5mm Reference Value = 15.96 V/m; Power Drift = 0.02 dB Peak SAR (extrapolated) = 0.447 W/kg SAR(1 g) = 0.256 W/kg; SAR(10 g) = 0.134 W/kg Maximum value of SAR (measured) = 0.377 W/kg</p> 	


LTE Band 38

Head	Left cheek
<p>Communication System: UID 0, LTE BAND38 (0); Frequency: 2595 MHz;Duty Cycle: 1:1.58 Medium parameters used (interpolated): $f = 2595$ MHz; $\sigma = 1.954$ S/m; $\epsilon_r = 39.006$; $\rho = 1000$ kg/m³ Phantom section: Left Section</p> <p>DASY5 Configuration:</p> <ul style="list-style-type: none"> • Probe: EX3DV4 - SN3708; ConvF(7.37, 7.37, 7.37); Calibrated: 2020/10/30 • Sensor-Surface: 1.4mm (Mechanical Surface Detection), • Electronics: DAE4 Sn720; Calibrated: 2020/9/30 • Phantom: Twin-SAM 1659; Type: QD 000 P40 CD; Serial: 1659 • Measurement SW: DASY52, Version 52.8 (8); SEMCAD X Version 14.6.10 (7373) <p>LTE B38/Area Scan (9x17x1): Measurement grid: dx=15mm, dy=15mm Maximum value of SAR (measured) = 0.157 W/kg</p> <p>LTE B38/Zoom Scan (5x5x7)/Cube 0: Measurement grid: dx=8mm, dy=8mm, dz=5mm Reference Value = 0.215 V/m; Power Drift = 0.11 dB Peak SAR (extrapolated) = 0.186 W/kg SAR(1 g) = 0.094 W/kg; SAR(10 g) = 0.047 W/kg Maximum value of SAR (measured) = 0.102 W/kg</p> 	


Body-worn	Back
<p>Communication System: UID 0, LTE BAND38 (0); Frequency: 2595 MHz;Duty Cycle: 1:1.58 Medium parameters used (interpolated): $f = 2595$ MHz; $\sigma = 1.954$ S/m; $\epsilon_r = 39.006$; $\rho = 1000$ kg/m³ Phantom section: Flat Section</p> <p>DASY5 Configuration:</p> <ul style="list-style-type: none"> Probe: EX3DV4 - SN3708; ConvF(7.37, 7.37, 7.37); Calibrated: 2020/10/30 Sensor-Surface: 1.4mm (Mechanical Surface Detection), Electronics: DAE4 Sn720; Calibrated: 2020/9/30 Phantom: Twin-SAM 1659; Type: QD 000 P40 CD; Serial: 1659 Measurement SW: DASY52, Version 52.8 (8); SEMCAD X Version 14.6.10 (7373) <p>LTE B38/Area Scan (9x17x1): Measurement grid: dx=15mm, dy=15mm Maximum value of SAR (measured) = 1.21 W/kg</p> <p>LTE B38/Zoom Scan (5x5x7)/Cube 0: Measurement grid: dx=8mm, dy=8mm, dz=5mm Reference Value = 1.995 V/m; Power Drift = 0.10 dB Peak SAR (extrapolated) = 1.77 W/kg SAR(1 g) = 0.993 W/kg; SAR(10 g) = 0.385 W/kg Maximum value of SAR (measured) = 1.42 W/kg</p> 	

LTE Band 66

Head	Left cheek
<p>Communication System: UID 0, LTE BAND66 (0); Frequency: 1745 MHz;Duty Cycle: 1:1 Medium parameters used (interpolated): $f = 1745$ MHz; $\sigma = 1.383$ S/m; $\epsilon_r = 40.047$; $\rho = 1000$ kg/m³ Phantom section: Left Section</p> <p>DASY5 Configuration:</p> <ul style="list-style-type: none"> Probe: EX3DV4 - SN3708; ConvF(8.27, 8.27, 8.27); Calibrated: 2020/10/30 Sensor-Surface: 1.4mm (Mechanical Surface Detection), Electronics: DAE4 Sn720; Calibrated: 2020/9/30 Phantom: Twin-SAM 1659; Type: QD 000 P40 CD; Serial: 1659 Measurement SW: DASY52, Version 52.8 (8); SEMCAD X Version 14.6.10 (7373) <p>LTE B66/Area Scan (7x13x1): Measurement grid: dx=15mm, dy=15mm Maximum value of SAR (measured) = 0.181 W/kg</p> <p>LTE B66/Zoom Scan (5x5x7)/Cube 0: Measurement grid: dx=8mm, dy=8mm, dz=5mm Reference Value = 3.133 V/m; Power Drift = 0.19 dB Peak SAR (extrapolated) = 0.221 W/kg SAR(1 g) = 0.140 W/kg; SAR(10 g) = 0.087 W/kg Maximum value of SAR (measured) = 0.190 W/kg</p> 	


Body-worn	Back
<p>Communication System: UID 0, LTE BAND66 (0); Frequency: 1745 MHz;Duty Cycle: 1:1 Medium parameters used (interpolated): $f = 1745$ MHz; $\sigma = 1.383$ S/m; $\epsilon_r = 40.047$; $\rho = 1000$ kg/m³ Phantom section: Flat Section</p> <p>DASY5 Configuration:</p> <ul style="list-style-type: none"> Probe: EX3DV4 - SN3708; ConvF(8.27, 8.27, 8.27); Calibrated: 2020/10/30 Sensor-Surface: 1.4mm (Mechanical Surface Detection), Electronics: DAE4 Sn720; Calibrated: 2020/9/30 Phantom: Twin-SAM 1659; Type: QD 000 P40 CD; Serial: 1659 Measurement SW: DASY52, Version 52.8 (8); SEMCAD X Version 14.6.10 (7373) <p>15_15/BACK LTE B66 1RB/Area Scan (7x12x1): Measurement grid: dx=15mm, dy=15mm Maximum value of SAR (measured) = 0.777 W/kg</p> <p>15_15/BACK LTE B66 1RB/Zoom Scan (5x5x7)/Cube 0: Measurement grid: dx=8mm, dy=8mm, dz=5mm Reference Value = 9.834 V/m; Power Drift = 0.05 dB Peak SAR (extrapolated) = 1.11 W/kg SAR(1 g) = 0.589 W/kg; SAR(10 g) = 0.309 W/kg Maximum value of SAR (measured) = 0.920 W/kg</p> 	

BT

Head	Left cheek
<p>Communication System: UID 0, BT (0); Frequency: 2441 MHz; Duty Cycle: 1:1.3 Medium parameters used (interpolated): $f = 2441$ MHz; $\sigma = 1.792$ S/m; $\epsilon_r = 39.213$; $\rho = 1000$ kg/m³ Phantom section: Left Section</p> <p>DASY5 Configuration:</p> <ul style="list-style-type: none"> Probe: EX3DV4 - SN3708; ConvF(7.48, 7.48, 7.48); Calibrated: 2020/10/30 Sensor-Surface: 1.4mm (Mechanical Surface Detection), Electronics: DAE4 Sn720; Calibrated: 2020/9/30 Phantom: Twin-SAM 1659; Type: QD 000 P40 CD; Serial: 1659 Measurement SW: DASY52, Version 52.8 (8); SEMCAD X Version 14.6.10 (7373) <p>LEFT/LC BT/Area Scan (8x16x1): Measurement grid: dx=12mm, dy=12mm Maximum value of SAR (measured) = 0.100 W/kg</p> <p>LEFT/LC BT/Zoom Scan (5x5x7)/Cube 0: Measurement grid: dx=8mm, dy=8mm, dz=5mm Reference Value = 2.572 V/m; Power Drift = -0.16 dB Peak SAR (extrapolated) = 0.147 W/kg SAR(1 g) = 0.060 W/kg; SAR(10 g) = 0.026 W/kg Maximum value of SAR (measured) = 0.108 W/kg</p> 	

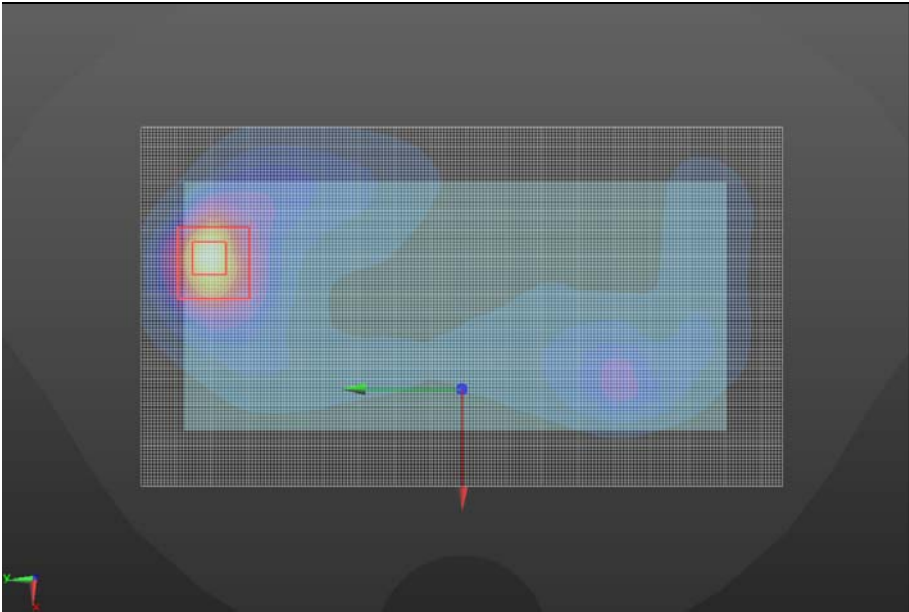
Body-worn	Back
<p>Communication System: UID 0, BT (0); Frequency: 2441 MHz;Duty Cycle: 1:1.3 Medium parameters used (interpolated): $f = 2441$ MHz; $\sigma = 1.792$ S/m; $\epsilon_r = 39.213$; $\rho = 1000$ kg/m³ Phantom section: Flat Section</p> <p>DASY5 Configuration:</p> <ul style="list-style-type: none"> Probe: EX3DV4 - SN3708; ConvF(7.48, 7.48, 7.48); Calibrated: 2020/10/30 Sensor-Surface: 1.4mm (Mechanical Surface Detection), Electronics: DAE4 Sn720; Calibrated: 2020/9/30 Phantom: Twin-SAM 1659; Type: QD 000 P40 CD; Serial: 1659 Measurement SW: DASY52, Version 52.8 (8); SEMCAD X Version 14.6.10 (7373) <p>12_12/BT/Area Scan (7x13x1): Measurement grid: dx=12mm, dy=12mm Maximum value of SAR (measured) = 0.0620 W/kg</p> <p>12_12/BT/Zoom Scan (5x5x7)/Cube 0: Measurement grid: dx=8mm, dy=8mm, dz=5mm Reference Value = 2.191 V/m; Power Drift = -0.11 dB Peak SAR (extrapolated) = 0.0620 W/kg SAR(1 g) = 0.032 W/kg; SAR(10 g) = 0.0014 W/kg Maximum value of SAR (measured) = 0.0504 W/kg</p> 	

WIFI 2.4GHz

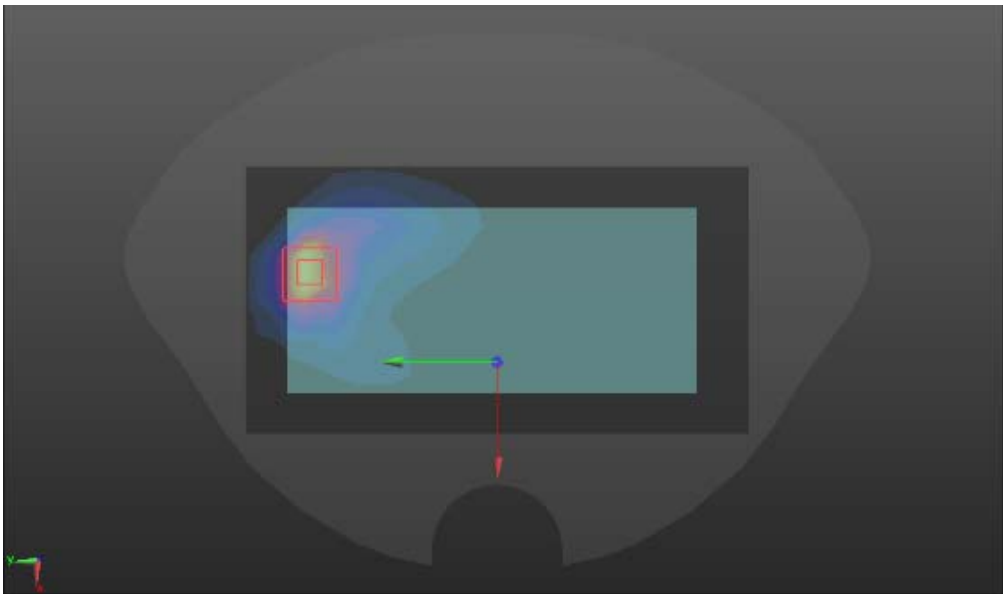
Head	Left cheek
<p>Communication System: UID 0, WIFI 2.4GHz (0); Frequency: 2437 MHz;Duty Cycle: 1:1.00 Medium parameters used (interpolated): $f = 2437$ MHz; $\sigma = 1.788$ S/m; $\epsilon_r = 39.219$; $\rho = 1000$ kg/m³ Phantom section: Left Section</p> <p>DASY5 Configuration:</p> <ul style="list-style-type: none"> • Probe: EX3DV4 - SN3708; ConvF(7.48, 7.48, 7.48); Calibrated: 2020/10/30 • Sensor-Surface: 1.4mm (Mechanical Surface Detection), • Electronics: DAE4 Sn720; Calibrated: 2020/9/30 • Phantom: Twin-SAM 1659; Type: QD 000 P40 CD; Serial: 1659 • Measurement SW: DASY52, Version 52.8 (8); SEMCAD X Version 14.6.10 (7373) <p>LEFT/LC WIFI2.4G 11g/Area Scan (8x16x1): Measurement grid: dx=12mm, dy=12mm Maximum value of SAR (measured) = 1.34 W/kg</p> <p>LEFT/LC WIFI2.4G 11g/Zoom Scan (5x5x7)/Cube 0: Measurement grid: dx=8mm, dy=8mm, dz=5mm Reference Value = 10.66 V/m; Power Drift = 0.03 dB Peak SAR (extrapolated) = 1.74 W/kg SAR(1 g) = 0.746 W/kg; SAR(10 g) = 0.339 W/kg Maximum value of SAR (measured) = 1.30 W/kg</p> 	

Body-worn	Back
<p>Communication System: UID 0, WIFI 2.4GHz (0); Frequency: 2437 MHz;Duty Cycle: 1:1.00 Medium parameters used (interpolated): $f = 2437$ MHz; $\sigma = 1.788$ S/m; $\epsilon_r = 39.219$; $\rho = 1000$ kg/m³ Phantom section: Flat Section</p> <p>DASY5 Configuration:</p> <ul style="list-style-type: none"> Probe: EX3DV4 - SN3708; ConvF(7.48, 7.48, 7.48); Calibrated: 2020/10/30 Sensor-Surface: 1.4mm (Mechanical Surface Detection), Electronics: DAE4 Sn720; Calibrated: 2020/9/30 Phantom: Twin-SAM 1659; Type: QD 000 P40 CD; Serial: 1659 Measurement SW: DASY52, Version 52.8 (8); SEMCAD X Version 14.6.10 (7373) <p>12_12/WIFI2.4/Area Scan (6x10x1): Measurement grid: dx=12mm, dy=12mm Maximum value of SAR (measured) = 0.639 W/kg</p> <p>12_12/WIFI2.4/Zoom Scan (5x5x7)/Cube 0: Measurement grid: dx=8mm, dy=8mm, dz=5mm Reference Value = 8.930 V/m; Power Drift = -0.05 dB Peak SAR (extrapolated) = 0.855 W/kg SAR(1 g) = 0.421 W/kg; SAR(10 g) = 0.205 W/kg Maximum value of SAR (measured) = 0.693 W/kg</p> 	

Simultaneous Transmission combined SAR for the worst case which exceed limit using summation method.

Body	Back
<p>Communication System: UID 0, LTE Band 7 (0); Frequency: 2535 MHz;Duty Cycle: 1:1 Medium parameters used (interpolated): $f = 2535$ MHz; $\sigma = 1.888$ S/m; $\epsilon_r = 39.084$; $\rho = 1000$ kg/m³ Phantom section: Flat Section</p> <p>Communication System: UID 0, WIFI 2.4GHz (0); Frequency: 2437 MHz;Duty Cycle: 1:1.00 Medium parameters used (interpolated): $f = 2437$ MHz; $\sigma = 1.788$ S/m; $\epsilon_r = 39.219$; $\rho = 1000$ kg/m³ Phantom section: Flat Section</p> <p>Fast SAR of Combined Scans: SAR(1 g) = 1.430 W/kg; SAR(10 g) = 0.716 W/kg</p> 	

Variant model 6010 LTE Band7

Body-worn	Back
<p>Communication System: UID 0, LTE BAND07 (0); Frequency: 2535 MHz;Duty Cycle: 1:1 Medium parameters used (interpolated): $f = 2535$ MHz; $\sigma = 1.888$ S/m; $\epsilon_r = 39.084$; $\rho = 1000$ kg/m³ Phantom section: Flat Section</p> <p>DASY5 Configuration:</p> <ul style="list-style-type: none"> Probe: EX3DV4 - SN3708; ConvF(7.37, 7.37, 7.37); Calibrated: 2020/10/30; Sensor-Surface: 1.4mm (Mechanical Surface Detection) Electronics: DAE4 Sn720; Calibrated: 2020/9/30 Phantom: Twin-SAM 1659; Type: QD 000 P40 CD; Serial: 1659 Measurement SW: DASY52, Version 52.8 (8); SEMCAD X Version 14.6.10 (7373) <p>12_12/BACK LTE B7 1RB/Area Scan (8x15x1): Measurement grid: dx=12mm, dy=12mm Maximum value of SAR (measured) = 1.82 W/kg</p> <p>12_12/BACK LTE B7 1RB/Zoom Scan (5x5x7)/Cube 0: Measurement grid: dx=8mm, dy=8mm, dz=5mm Reference Value = 3.728 V/m; Power Drift = -0.08dB Peak SAR (extrapolated) = 2.72 W/kg SAR(1 g) = 1.28 W/kg; SAR(10 g) = 0.583 W/kg Maximum value of SAR (measured) = 2.14 W/kg</p> 	

Variant model 6010

Simultaneous Transmission combined SAR for the worst case which exceed limit using summation method.

Body	Back
<p>Communication System: UID 0, LTE Band 7 (0); Frequency: 2535 MHz;Duty Cycle: 1:1 Medium parameters used (interpolated): $f = 2535$ MHz; $\sigma = 1.888$ S/m; $\epsilon_r = 39.084$; $\rho = 1000$ kg/m³ Phantom section: Flat Section</p> <p>Communication System: UID 0, WIFI 2.4GHz (0); Frequency: 2437 MHz;Duty Cycle: 1:1.00 Medium parameters used (interpolated): $f = 2437$ MHz; $\sigma = 1.788$ S/m; $\epsilon_r = 39.219$; $\rho = 1000$ kg/m³ Phantom section: Flat Section</p>	
<p>Fast SAR of Combined Scans: SAR(1 g) = 1.408 W/kg; SAR(10 g) = 0.701 W/kg</p>	
