



1. Test Setup Photos



Photograph of the depth in the Head Phantom (450MHz)



Photograph of the depth in the Body Phantom (450MHz)



Face-held, the front of the EUT towards phantom

Antenna Distance (mm)

Antenna Type	Separation Distance (mm)		
	@ front surface of the EUT	@ antenna's base	@ antenna's tip
A1	25.0	28.5	28.1



Body-worn Configuration with A1, B1, BC1, AC1

Antenna Distance (mm)

Antenna Type	Separation Distance (mm)		
	@ Bottom surface of the EUT	@ antenna's base	@ antenna's tip
A1	5.8	11.2	10.8

2. External Photos of the EUT


External photo – front side



External photo – rear side



B1 – Battery, Intrinsically Safe Li-ion Battery



BC1- Belt clip



AC1 – Audio Accessory (TY)

