

FCC Radio Test Report

FCC ID : 2AHIS-VH02R03
Equipment : Vayyar Home
Brand Name : Vayyar
Model Name : Vayyar Home
Applicant : Vayyar Imaging Ltd.
26 Shabazi St., Yehud 56230000, Israel
Manufacturer : XAVi Technologies Corporation
22F., No.69, Sec. 2, Guangfu Rd.,
Sanchong Dist., New Taipei City 241,
Taiwan (R.O.C.)
Standard : 47 CFR FCC Part 15.247

The product was received on Jul. 21, 2020, and testing was started from Jul. 24, 2020 and completed on Jun. 05, 2021. We, SPORTON INTERNATIONAL INC. Hsinhua Laboratory, would like to declare that the tested sample has been evaluated in accordance with the procedures given in ANSI C63.10-2013 and shown compliance with the applicable technical standards.

The test results in this report apply exclusively to the tested model / sample. Without written approval of SPORTON INTERNATIONAL INC. Hsinhua Laboratory, the test report shall not be reproduced except in full.



Approved by: Allen Lin

SPORTON INTERNATIONAL INC. Hsinhua Laboratory

No.52, Huaya 1st Rd., Guishan Dist., Taoyuan City 333411, Taiwan (R.O.C.)



Table of Contents

HISTORY OF THIS TEST REPORT3

SUMMARY OF TEST RESULT4

1 GENERAL DESCRIPTION5

1.1 Information.....5

1.2 Testing Applied Standards7

1.3 Testing Location Information7

1.4 Measurement Uncertainty7

2 TEST CONFIGURATION OF EUT.....8

2.1 Test Channel Mode8

2.2 The Worst Case Measurement Configuration.....9

2.3 Support Equipment.....10

2.4 Test Setup Diagram11

3 TRANSMITTER TEST RESULT12

3.1 AC Power-line Conducted Emissions12

3.2 DTS Bandwidth.....14

3.3 Maximum Conducted Output Power15

3.4 Power Spectral Density17

3.5 Emissions in Non-restricted Frequency Bands18

3.6 Emissions in Restricted Frequency Bands.....19

4 TEST EQUIPMENT AND CALIBRATION DATA23

APPENDIX A. TEST RESULTS OF AC POWER-LINE CONDUCTED EMISSIONS

APPENDIX B. TEST RESULTS OF DTS BANDWIDTH

APPENDIX C. TEST RESULTS OF MAXIMUM CONDUCTED OUTPUT POWER

APPENDIX D. TEST RESULTS OF POWER SPECTRAL DENSITY

APPENDIX E. TEST RESULTS OF EMISSIONS IN NON-RESTRICTED FREQUENCY BANDS

APPENDIX F. TEST RESULTS OF EMISSIONS IN RESTRICTED FREQUENCY BANDS

APPENDIX G. TEST PHOTOS

PHOTOGRAPHS OF EUT V01



Summary of Test Result

Report Clause	Ref. Std. Clause	Test Items	Result (PASS/FAIL)	Remark
1.1.2	15.203	Antenna Requirement	PASS	-
3.1	15.207	AC Power-line Conducted Emissions	PASS	-
3.2	15.247(a)	DTS Bandwidth	PASS	-
3.3	15.247(b)	Maximum Conducted Output Power	PASS	-
3.4	15.247(e)	Power Spectral Density	PASS	-
3.5	15.247(d)	Emissions in Non-restricted Frequency Bands	PASS	-
3.6	15.247(d)	Emissions in Restricted Frequency Bands	PASS	-

Declaration of Conformity:
The test results with all measurement uncertainty excluded are presented in accordance with the regulation limits or requirements declared by manufacturers.
Comments and explanations:
None

Reviewed by: Sam Tsai

Report Producer: Amber Chiu



1 General Description

1.1 Information

1.1.1 RF General Information

Frequency Range (MHz)	IEEE Std. 802.11	Ch. Frequency (MHz)	Channel Number
2400-2483.5	b, g, n (HT20)	2412-2462	1-11 [11]
2400-2483.5	n (HT40)	2422-2452	3-9 [7]

Band	Mode	BWch (MHz)	Nant
2.4-2.4835GHz	802.11b	20	1TX
2.4-2.4835GHz	802.11g	20	1TX
2.4-2.4835GHz	802.11n HT20	20	1TX
2.4-2.4835GHz	802.11n HT40	40	1TX

Note:

- ◆ 11b mode uses a combination of DSSS-DBPSK, DQPSK, CCK modulation.
- ◆ 11g, HT20 and HT40 use a combination of OFDM-BPSK, QPSK, 16QAM, 64QAM modulation.
- ◆ BWch is the nominal channel bandwidth.

1.1.2 Antenna Information

Ant.	Brand	Model Name	Antenna Type	Connector
1	Chilisin Electronics Corp.	BTCA0032160 9002G4F	Chip antenna	N/A
2	Walsin (Inpaq)	ACM0-3216-A1-CC-S- P1	Chip antenna	N/A

Ant.	Gain (dBi)	
	2.4G	BT
1	3.32	3.32
2	1.54	1.54

Note 1: EUT can match with above antennas for using. Higher gain of antenna was used to perform the worst configuration and result of that was recorded as the final test result.

For 2.4GHz function:

For IEEE 802.11 b/g/n mode (1TX/1RX)

Ant. 1 and Ant. 2 could be used as transmitting/receiving antenna.

For BT function:

For IEEE 802.15.1 Bluetooth mode (1TX/1RX)

Ant. 1 and Ant. 2 could be used as transmitting/receiving antenna.



1.1.3 EUT Information

Operational Condition				
EUT Power Type	From AC Adapter			
EUT Function	<input checked="" type="checkbox"/>	Point-to-multipoint	<input type="checkbox"/>	Point-to-point
Beamforming Function	<input type="checkbox"/>	With beamforming	<input checked="" type="checkbox"/>	Without beamforming
Type of EUT				
<input checked="" type="checkbox"/>	Stand-alone			
<input type="checkbox"/>	Combined (EUT where the radio part is fully integrated within another device)			
	Combined Equipment - Brand Name / Model No.: ...			
<input type="checkbox"/>	Plug-in radio (EUT intended for a variety of host systems)			
	Host System - Brand Name / Model No.: ...			
<input type="checkbox"/>	Other:			

1.1.4 Mode Test Duty Cycle

Mode	DC	DCF(dB)	T(s)	VBW(Hz) ≥ 1/T
802.11b_Nss1,(1Mbps)_1TX	1	0	20.001m	10
802.11g_Nss1,(6Mbps)_1TX	1	0	20.001m	10
802.11n HT20_Nss1,(MCS0)_1TX	1	0	20.001m	10
802.11n HT40_Nss1,(MCS0)_1TX	1	0	20.001m	10

Note. If DC < 0.98, the DCF was added while measuring Output power and PSD.



1.2 Testing Applied Standards

According to the specifications of the manufacturer, the EUT must comply with the requirements of the following standards:

- ♦ 47 CFR FCC Part 15
- ♦ ANSI C63.10-2013

The following reference test guidance is not within the scope of accreditation of TAF:

- ♦ KDB 558074 D01 v05r02
- ♦ KDB 414788 D01 v01r01

1.3 Testing Location Information

Test Lab. : Sporton International Inc. Hsinhua Laboratory				
<input checked="" type="checkbox"/>	Hsinhua (TAF: 3785)	ADD: No.52, Huaya 1st Rd., Guishan Dist., Taoyuan City 333411, Taiwan (R.O.C.)		
		TEL: 886-3-327-3456	FAX: 886-3-327-0973	
Test site Designation No. TW3785 with FCC.				
Test Condition	Test Site No.	Test Engineer	Test Environment	Test Date
AC Conduction	CO04-HY	Edward Wang	24.5~25.5°C / 58~63%	05/Jun/2021
RF Conducted	TH06-HY	Raven Chien	22.4~23.8°C / 54~60%	27/Jul/2020~ 10/Aug/2020
<input checked="" type="checkbox"/>	Wen 33rd.St. (TAF: 3785)	ADD: No.14-1, Ln. 19, Wen 33rd St., Guishan Dist., Taoyuan City 333010, Taiwan (R.O.C.)		
		TEL: 886-3-318-0787	FAX: 886-3-318-0287	
Test site Designation No. TW0008 with FCC.				
Test Condition	Test Site No.	Test Engineer	Test Environment	Test Date
Radiated (above 1GHz)	03CH09-HY	Daniel Hsu	20.1~26.9°C / 53~61%	24/Jul/2020~ 11/Aug/2020
Radiated (below 1GHz)	03CH09-HY	Daniel Hsu	20.3~26.5°C / 51~60%	04/Jun/2021

Laboratory number TAF 3785 is a spin-off from the original Laboratory number TAF 1190.

1.4 Measurement Uncertainty

ISO/IEC 17025 requires that an estimate of the measurement uncertainties associated with the emissions test results be included in the report. The measurement uncertainties given below are based on a 95% confidence level (based on a coverage factor (k=2))

Test Items	Uncertainty	Remark
Conducted Emission (150kHz ~ 30MHz)	0.9 dB	Confidence levels of 95%
Radiated Emission (9kHz ~ 30MHz)	2.4 dB	Confidence levels of 95%
Radiated Emission (30MHz ~ 1,000MHz)	3.7 dB	Confidence levels of 95%
Radiated Emission (1GHz ~ 18GHz)	3.6 dB	Confidence levels of 95%
Radiated Emission (18GHz ~ 40GHz)	3.5 dB	Confidence levels of 95%
Conducted Emission	1.0 dB	Confidence levels of 95%
Temperature	0.41 °C	Confidence levels of 95%
Humidity	3.4 %	Confidence levels of 95%



2 Test Configuration of EUT

2.1 Test Channel Mode




Test Software	espRFTool1.1.0
Mode	Power Setting
802.11b_Nss1,(1Mbps)_1TX	-
2412MHz	0
2437MHz	0
2462MHz	0
802.11g_Nss1,(6Mbps)_1TX	-
2412MHz	4
2437MHz	0
2462MHz	0
802.11n HT20_Nss1,(MCS0)_1TX	-
2412MHz	0
2437MHz	0
2462MHz	0
802.11n HT40_Nss1,(MCS0)_1TX	-
2422MHz	11
2437MHz	0
2447MHz	3
2452MHz	5

2.2 The Worst Case Measurement Configuration

The Worst Case Mode for Following Conformance Tests	
Tests Item	AC power-line conducted emissions
Condition	AC power-line conducted measurement for line and neutral Test Voltage: 120Vac / 60Hz
Operating Mode	CTX
1	Adapter mode

The Worst Case Mode for Following Conformance Tests	
Tests Item	DTS Bandwidth Maximum Conducted Output Power Power Spectral Density Emissions in Non-restricted Frequency Bands
Test Condition	Conducted measurement at transmit chains

Note: From Sporton Project No.:FR052115-01AC.

The Worst Case Mode for Following Conformance Tests			
Tests Item	Emissions in Restricted Frequency Bands		
Test Condition	Radiated measurement If EUT consist of multiple antenna assembly (multiple antenna are used in EUT regardless of spatial multiplexing MIMO configuration), the radiated test should be performed with highest antenna gain of each antenna type.		
Operating Mode < 1GHz	CTX		
1	Adapter mode		
Operating Mode > 1GHz	CTX		
Orthogonal Planes of EUT	X Plane	Y Plane	Z Plane
			
Worst Planes of EUT			V

Note: From Sporton Project No.:FR052115-01AC. (above 1GHz)



2.3 Support Equipment

Support Equipment – AC Conduction					
No.	Equipment	Brand Name	Model Name	FCC ID	Remark
1	USB Cable	Fujiei	US0090	-	Note 1
2	VTREE USB-CONSULE BOARD	Xavi	V0.1-200515	-	Note 1
3	Type C TO USB	DIEN	DN-MQ38	-	Note 1
4	Adapter	RUIDIR	NB-A520A USBA-1	-	Note 1

Note 1: Provided by Customer.

Support Equipment – Conducted					
No.	Equipment	Brand Name	Model Name	FCC ID	Remark
1	Notebook	DELL	E5410	-	-
2	Adapter for NB	DELL	HA65NM130	-	-
3	USB Cable	Fujiei	US0090	-	Note 1
4	VTREE USB-CONSULE BOARD	Xavi	V0.1-200515	-	Note 1

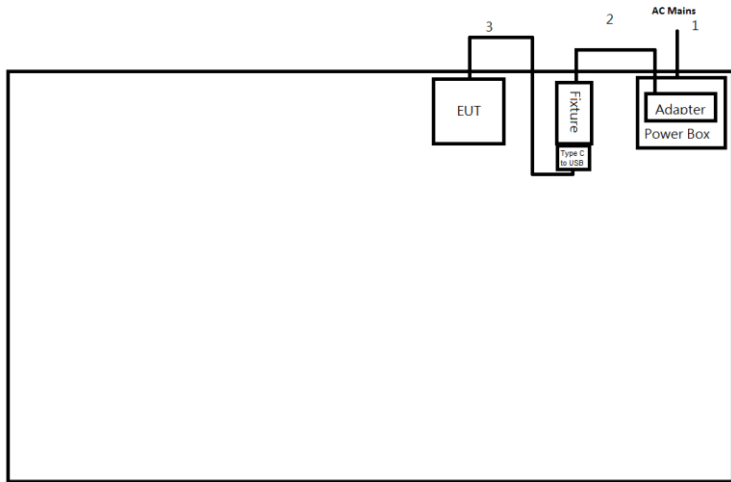
Note 1: Provided by Customer.

Support Equipment – Radiated					
No.	Equipment	Brand Name	Model Name	FCC ID	Remark
1	USB Cable	Fujiei	US0090	-	Note 1
2	VTREE USB-CONSULE BOARD	Xavi	V0.1-200515	-	Note 1
3	Type C to USB	DIEN	DN-MQ38	-	Note 1
4	Adapter	RUIDIR	NB-A520A USBA-1	-	Note 1

Note 1: Provided by Customer.

2.4 Test Setup Diagram

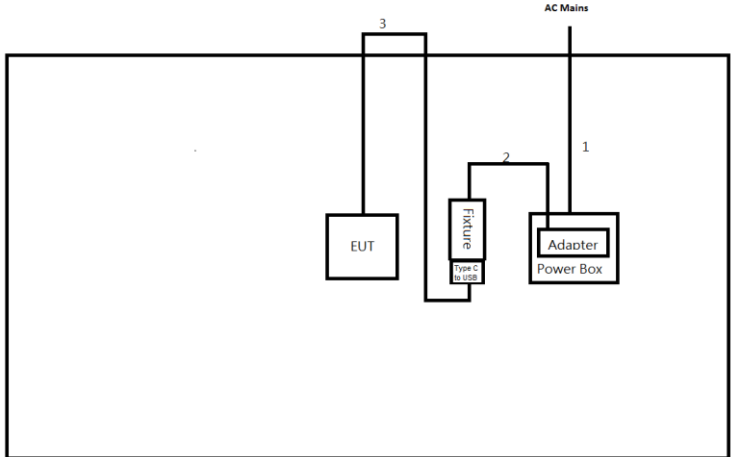
Test Setup Diagram – AC Line Conducted Emission Test



The diagram shows the test setup for AC Line Conducted Emission. It includes an EUT (Equipment Under Test), a Fixture (Type C to USB), an Adapter, and a Power Box. The connections are as follows: AC Mains (1) connects to the Adapter/Power Box; the Adapter/Power Box connects to the Fixture (2); and the Fixture connects to the EUT (3).

Item	Connection	Shielded	Length(m)	Remark
1	AC Power cable	No	1.8	-
2	USB cable	No	1.0	-
3	USB cable	No	0.6	-

Test Setup Diagram - Radiated Test



The diagram shows the test setup for Radiated Test. It includes an EUT, a Fixture (Type C to USB), an Adapter, and a Power Box. The connections are as follows: AC Mains connects to the Adapter/Power Box (1); the Adapter/Power Box connects to the Fixture (2); and the Fixture connects to the EUT (3).

Item	Connection	Shielded	Length(m)	Remark
1	AC Power cable	No	1.8	-
2	USB cable	No	1.0	-
3	USB cable	No	0.6	-



3 Transmitter Test Result

3.1 AC Power-line Conducted Emissions

3.1.1 AC Power-line Conducted Emissions Limit

AC Power-line Conducted Emissions Limit		
Frequency Emission (MHz)	Quasi-Peak	Average
0.15-0.5	66 - 56 *	56 - 46 *
0.5-5	56	46
5-30	60	50

Note 1: * Decreases with the logarithm of the frequency.

3.1.2 Measuring Instruments

Refer a test equipment and calibration data table in this test report.

3.1.3 Test Procedures

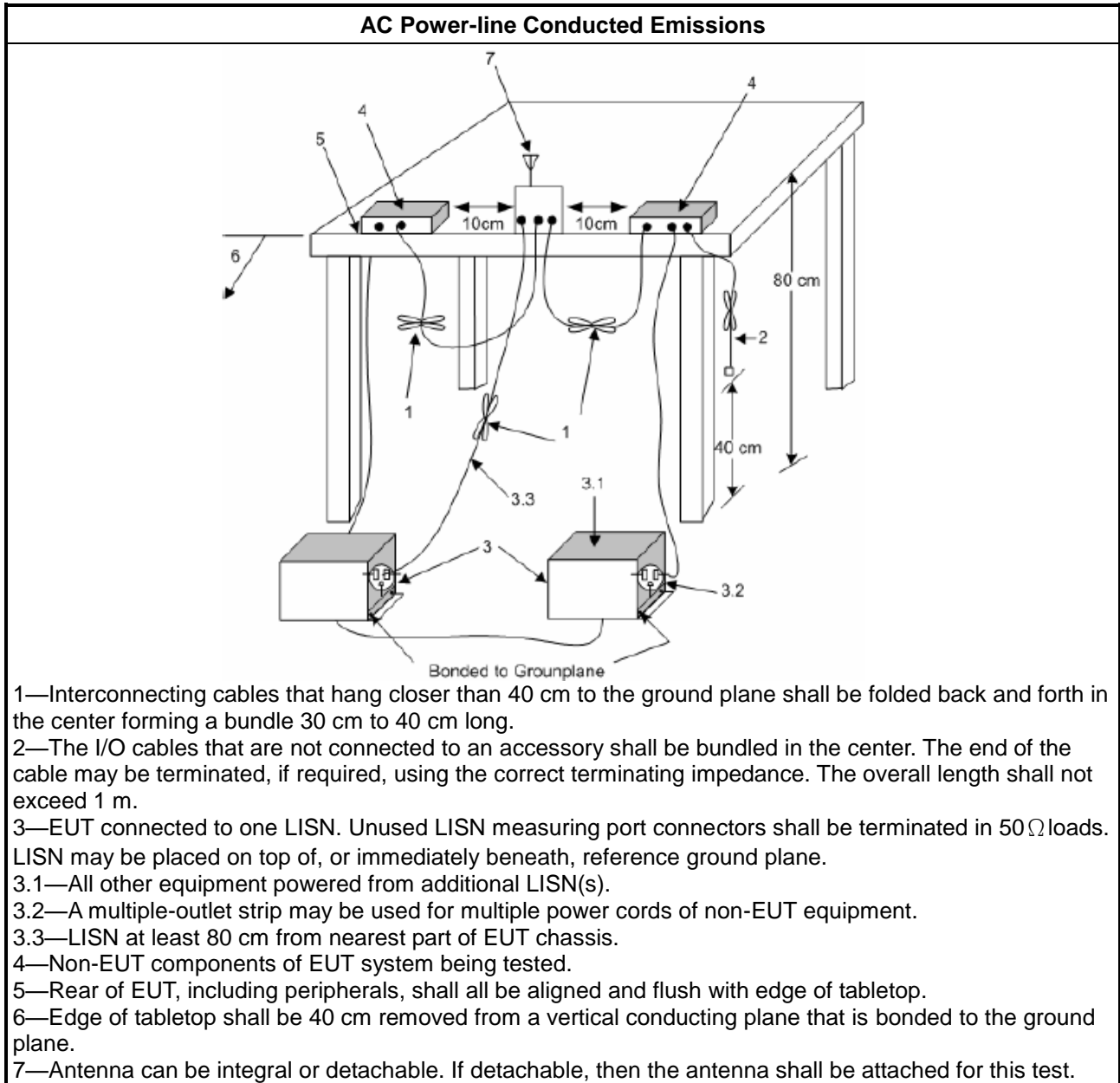
Test Method
<input checked="" type="checkbox"/> Refer as ANSI C63.10-2013, clause 6.2 for AC power-line conducted emissions.

3.1.4 Measurement Results Calculation

The measured Level is calculated using:

Corrected Reading: Raw(Read Level) + LISN(LISN Factor) + CL(Cable Loss) + AT(Attenuator).

3.1.5 Test Setup



3.1.6 Test Result of AC Power-line Conducted Emissions

Refer as Appendix A

3.2 DTS Bandwidth

3.2.1 6dB Bandwidth Limit

6dB Bandwidth Limit
Systems using digital modulation techniques:
<ul style="list-style-type: none"> ▪ 6 dB bandwidth \geq 500 kHz.

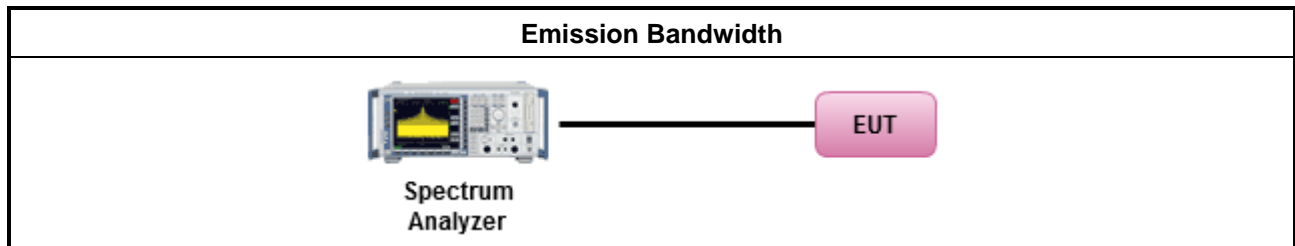
3.2.2 Measuring Instruments

Refer a test equipment and calibration data table in this test report.

3.2.3 Test Procedures

Test Method	
<ul style="list-style-type: none"> ▪ For the emission bandwidth shall be measured using one of the options below: 	
<input checked="" type="checkbox"/>	Refer as KDB 558074. clause 8.2 (11.8 of ANSI C63.10) DTS bandwidth measurement.
<input type="checkbox"/>	Refer as RSS-Gen, clause 6.7 for occupied bandwidth testing.
<input type="checkbox"/>	Refer as ANSI C63.10, clause 6.9.3 for occupied bandwidth testing.

3.2.4 Test Setup



3.2.5 Test Result of Emission Bandwidth

Refer as Appendix B



3.3 Maximum Conducted Output Power

3.3.1 Maximum Conducted Output Power Limit

Maximum Conducted Output Power Limit	
	<ul style="list-style-type: none"> ▪ If $G_{TX} \leq 6$ dBi, then $P_{Out} \leq 30$ dBm (1 W)
	<ul style="list-style-type: none"> ▪ Point-to-multipoint systems (P2M): If $G_{TX} > 6$ dBi, then $P_{Out} = 30 - (G_{TX} - 6)$ dBm
	<ul style="list-style-type: none"> ▪ Point-to-point systems (P2P): If $G_{TX} > 6$ dBi, then $P_{Out} = 30 - (G_{TX} - 6)/3$ dBm
	<ul style="list-style-type: none"> ▪ Smart antenna system (SAS):
	<ul style="list-style-type: none"> - Single beam: If $G_{TX} > 6$ dBi, then $P_{Out} = 30 - (G_{TX} - 6)/3$ dBm
	<ul style="list-style-type: none"> - Overlap beam: If $G_{TX} > 6$ dBi, then $P_{Out} = 30 - (G_{TX} - 6)/3$ dBm
	<ul style="list-style-type: none"> - Aggregate power on all beams: If $G_{TX} > 6$ dBi, then $P_{Out} = 30 - (G_{TX} - 6)/3 + 8$ dB dBm
e.i.r.p. Power Limit:	
	<ul style="list-style-type: none"> ▪ 2400-2483.5 MHz Band
	<ul style="list-style-type: none"> ▪ Point-to-multipoint systems (P2M): $P_{eirp} \leq 36$ dBm (4 W)
	<ul style="list-style-type: none"> ▪ Point-to-point systems (P2P): $P_{eirp} \leq \text{MAX}(36, [P_{Out} + G_{TX}])$ dBm
	<ul style="list-style-type: none"> ▪ Smart antenna system (SAS)
	<ul style="list-style-type: none"> - Single beam: $P_{eirp} \leq \text{MAX}(36, P_{Out} + G_{TX})$ dBm
	<ul style="list-style-type: none"> - Overlap beam: $P_{eirp} \leq \text{MAX}(36, P_{Out} + G_{TX})$ dBm
	<ul style="list-style-type: none"> - Aggregate power on all beams: $P_{eirp} \leq \text{MAX}(36, [P_{Out} + G_{TX} + 8])$ dBm
P_{Out} = maximum peak conducted output power or maximum conducted output power in dBm, G_{TX} = the maximum transmitting antenna directional gain in dBi.	

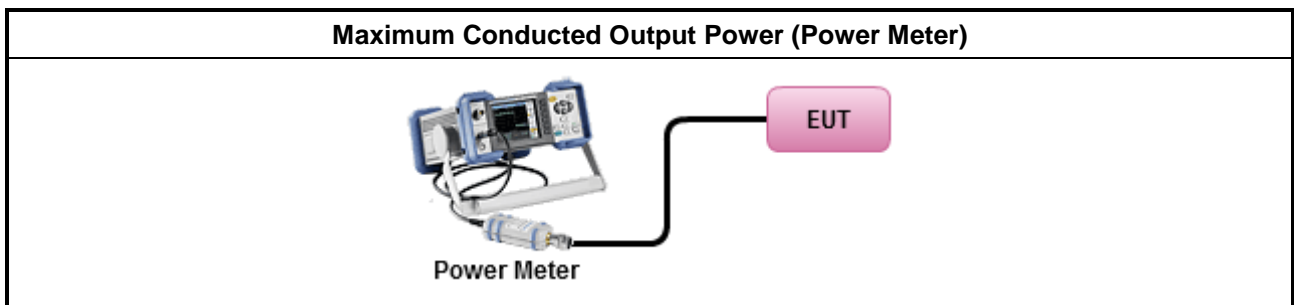
3.3.2 Measuring Instruments

Refer a test equipment and calibration data table in this test report.

3.3.3 Test Procedures

Test Method	
<ul style="list-style-type: none"> ▪ Maximum Peak Conducted Output Power 	
<input type="checkbox"/>	Refer as KDB 558074, clause 8.3.1.1 (11.9.1.1 of ANSI C63.10) RBW ≥ EBW method.
<input type="checkbox"/>	Refer as KDB 558074, clause 8.3.1.2 (11.9.1.2 of ANSI C63.10) integrated band power method.
<input type="checkbox"/>	Refer as KDB 558074, clause 8.3.1.3 (11.9.1.3 of ANSI C63.10) peak power meter.
<ul style="list-style-type: none"> ▪ Maximum Average Conducted Output Power 	
<input type="checkbox"/>	Refer as KDB 558074, clause 8.3.2.2 (11.9.2.2 of ANSI C63.10) using a spectrum analyzer.
<input checked="" type="checkbox"/>	Refer as KDB 558074, clause 8.3.2.3 (11.9.2.3 of ANSI C63.10) using a power meter.
<ul style="list-style-type: none"> ▪ For conducted measurement. 	
<ul style="list-style-type: none"> ▪ If the EUT supports multiple transmit chains using options given below: Refer as KDB 662911, In-band power measurements. Using the measure-and-sum approach, measured all transmit ports individually. Sum the power (in linear power units e.g., mW) of all ports for each individual sample and save them. 	
<ul style="list-style-type: none"> ▪ If multiple transmit chains, EIRP calculation could be following as methods: $P_{total} = P_1 + P_2 + \dots + P_n$ (calculated in linear unit [mW] and transfer to log unit [dBm]) $EIRP_{total} = P_{total} + DG$ 	

3.3.4 Test Setup



3.3.5 Test Result of Maximum Conducted Output Power

Refer as Appendix C

3.4 Power Spectral Density

3.4.1 Power Spectral Density Limit

Power Spectral Density Limit
<ul style="list-style-type: none"> Power Spectral Density (PSD) \leq 8 dBm/3kHz

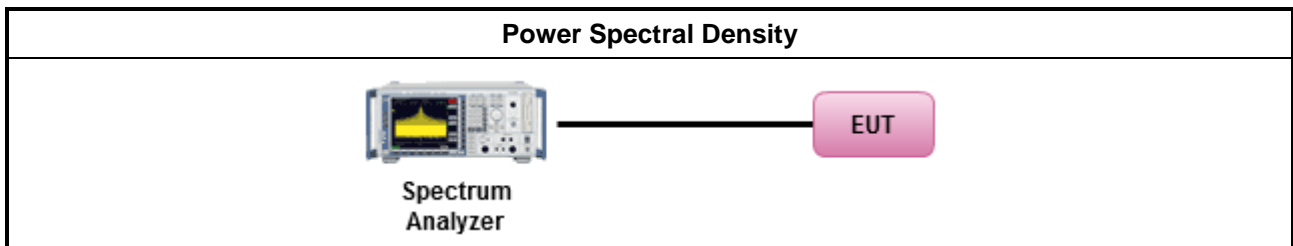
3.4.2 Measuring Instruments

Refer a test equipment and calibration data table in this test report.

3.4.3 Test Procedures

Test Method
<ul style="list-style-type: none"> Peak power spectral density procedures that the same method as used to determine the conducted output power. If maximum peak conducted output power was measured to demonstrate compliance to the output power limit, then the peak PSD procedure below (Method PKPSD) shall be used. If maximum conducted output power was measured to demonstrate compliance to the output power limit, then one of the average PSD procedures shall be used, as applicable based on the following criteria (the peak PSD procedure is also an acceptable option).
<input checked="" type="checkbox"/> Refer as KDB 558074, clause 8.4 (11.10 of ANSI C63.10) Max. PSD.
<ul style="list-style-type: none"> For conducted measurement. <ul style="list-style-type: none"> If The EUT supports multiple transmit chains using options given below: <ul style="list-style-type: none"> Measure and sum the spectra across the outputs. Refer as KDB 662911, In-band power spectral density (PSD). Sample all transmit ports simultaneously using a spectrum analyzer for each transmit port. Where the trace bin-by-bin of each transmit port summing can be performed. (i.e., in the first spectral bin of output 1 is summed with that in the first spectral bin of output 2 and that from the first spectral bin of output 3, and so on up to the NTX output to obtain the value for the first frequency bin of the summed spectrum.). Add up the amplitude (power) values for the different transmit chains and use this as the new data trace.

3.4.4 Test Setup



3.4.5 Test Result of Power Spectral Density

Refer as Appendix D

3.5 Emissions in Non-restricted Frequency Bands

3.5.1 Emissions in Non-restricted Frequency Bands Limit

Un-restricted Band Emissions Limit	
RF output power procedure	Limit (dB)
Peak output power procedure	20
Average output power procedure	30

Note 1: If the peak output power procedure is used to measure the fundamental emission power to demonstrate compliance to requirements, then the peak conducted output power measured within any 100 kHz outside the authorized frequency band shall be attenuated by at least 20 dB relative to the maximum measured in-band peak level.

Note 2: If the average output power procedure is used to measure the fundamental emission power to demonstrate compliance to requirements, then the power in any 100 kHz outside of the authorized frequency band shall be attenuated by at least 30 dB relative to the maximum measured in-band average level.

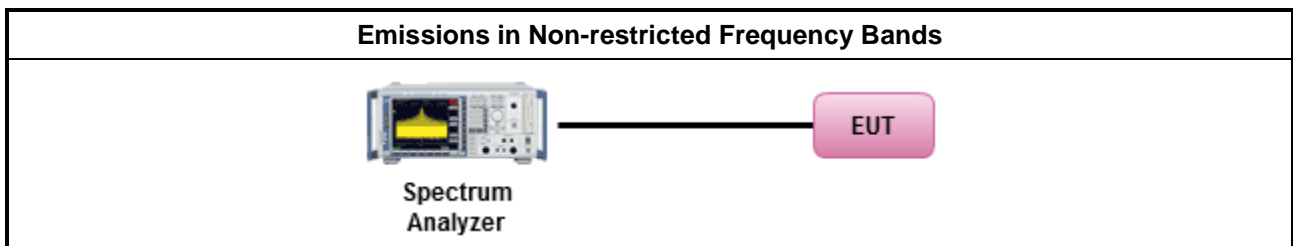
3.5.2 Measuring Instruments

Refer a test equipment and calibration data table in this test report.

3.5.3 Test Procedures

Test Method
<ul style="list-style-type: none"> Refer as KDB 558074, clause 8.5 (11.11 of ANSI C63.10) for non-restricted frequency bands.

3.5.4 Test Setup



3.5.5 Test Result of Emissions in Non-restricted Frequency Bands

Refer as Appendix E



3.6 Emissions in Restricted Frequency Bands

3.6.1 Emissions in Restricted Frequency Bands Limit

Restricted Band Emissions Limit			
Frequency Range (MHz)	Field Strength (uV/m)	Field Strength (dBuV/m)	Measure Distance (m)
0.009~0.490	2400/F(kHz)	48.5 - 13.8	300
0.490~1.705	24000/F(kHz)	33.8 - 23	30
1.705~30.0	30	29	30
30~88	100	40	3
88~216	150	43.5	3
216~960	200	46	3
Above 960	500	54	3

Note 1: Test distance for frequencies at or above 30 MHz, measurements may be performed at a distance other than the limit distance provided they are not performed in the near field and the emissions to be measured can be detected by the measurement equipment. When performing measurements at a distance other than that specified, the results shall be extrapolated to the specified distance using an extrapolation factor of 20 dB/decade (inverse of linear distance for field-strength measurements, inverse of linear distance-squared for power-density measurements).

Note 2: Test distance for frequencies at below 30 MHz, measurements may be performed at a distance closer than the EUT limit distance; however, an attempt should be made to avoid making measurements in the near field. When performing measurements below 30 MHz at a closer distance than the limit distance, the results shall be extrapolated to the specified distance by either making measurements at a minimum of two or more distances on at least one radial to determine the proper extrapolation factor or by using the square of an inverse linear distance extrapolation factor (40 dB/decade). The test report shall specify the extrapolation method used to determine compliance of the EUT.

Note 3: Using the distance of 1m during the test for above 18 GHz, and the test value to correct for the distance factor at 3m.

3.6.2 Measuring Instruments

Refer a test equipment and calibration data table in this test report.



3.6.3 Test Procedures

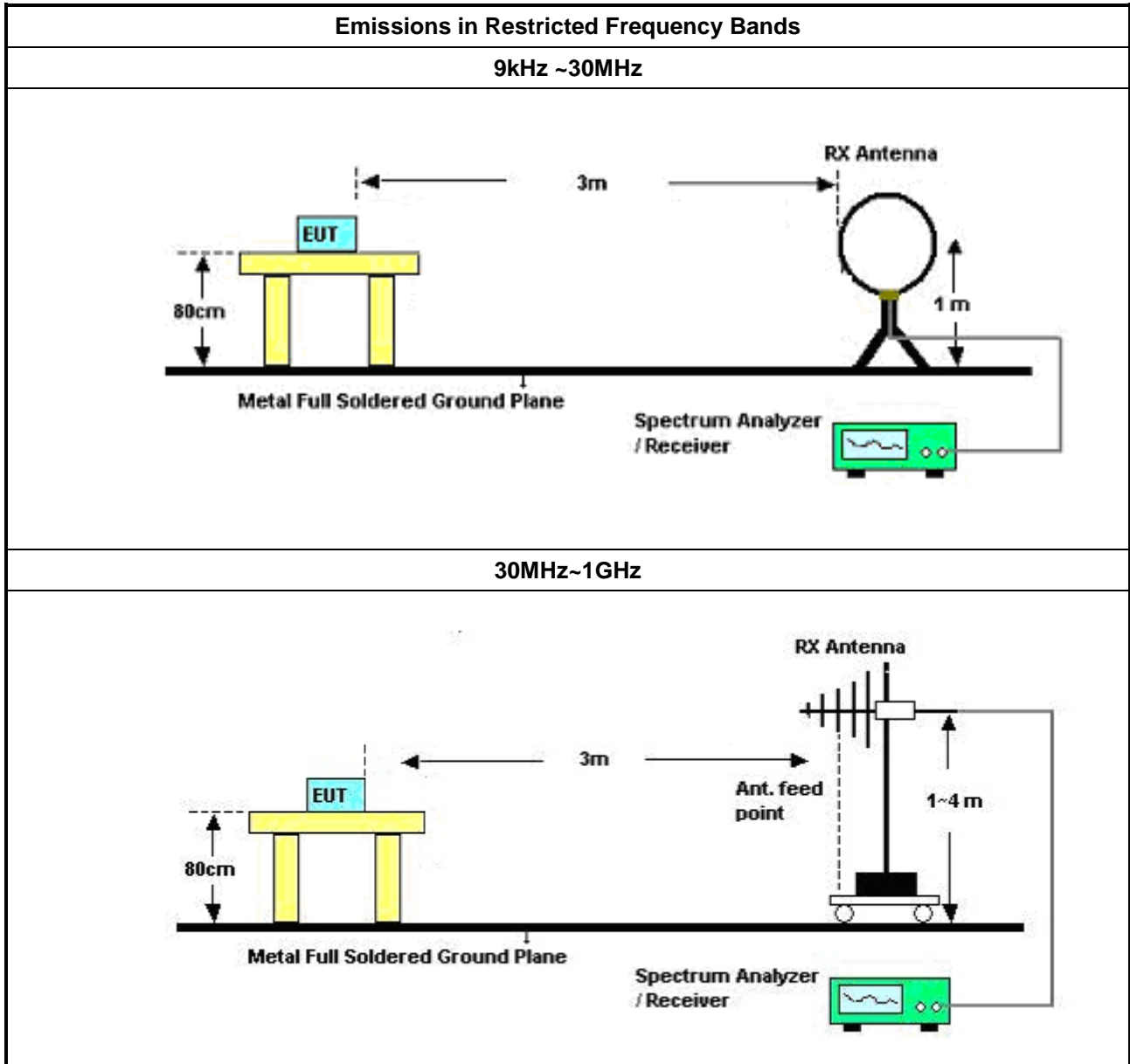
Test Method	
	<ul style="list-style-type: none"> The average emission levels shall be measured in [duty cycle ≥ 98 or duty factor].
	<ul style="list-style-type: none"> Refer as ANSI C63.10, clause 6.10.3 band-edge testing shall be performed at the lowest frequency channel and highest frequency channel within the allowed operating band.
	<ul style="list-style-type: none"> For the transmitter unwanted emissions shall be measured using following options below:
	<ul style="list-style-type: none"> Refer as KDB 558074, clause 8.6 (11.12 of ANSI C63.10) for restricted frequency bands.
	<ul style="list-style-type: none"> For the transmitter band-edge emissions shall be measured using following options below:
	<ul style="list-style-type: none"> Refer as KDB 558074 clause 8.7.1, When the performing peak or average radiated measurements, emissions within 2 MHz of the authorized band edge may be measured using the marker-delta method described below.
	<ul style="list-style-type: none"> Refer as KDB 558074, clause 8.7.2 (6.10.6 of ANSI C63.10) for marker-delta method for band-edge measurements.
	<ul style="list-style-type: none"> Refer as KDB 558074, clause 8.7.3 for narrower resolution bandwidth (100kHz) using the band power and summing the spectral levels.
	<ul style="list-style-type: none"> Use the following spectrum analyzer settings:
	<ul style="list-style-type: none"> Set RBW=100 kHz for f < 1 GHz; VBW=3 * RBW; Sweep = auto; Detector function = peak; Trace = max hold.
	<ul style="list-style-type: none"> Set RBW = 1 MHz, VBW= 3MHz for f ≥ 1 GHz for peak measurement. For average measurement, refer as 1.1.4.
	<ul style="list-style-type: none"> KDB 414788 Open-Field Test Sites and Chamber Correlation Justification.
	<ul style="list-style-type: none"> Based on FCC 15.31(f)(2): measurements may be performed at a distance closer than that specified in regulations; however, an attempt should be made to avoid making measurements in the near field.
	<ul style="list-style-type: none"> Open-field site and chamber correlation testing had been performed and chamber measured test result is the worst case test result.

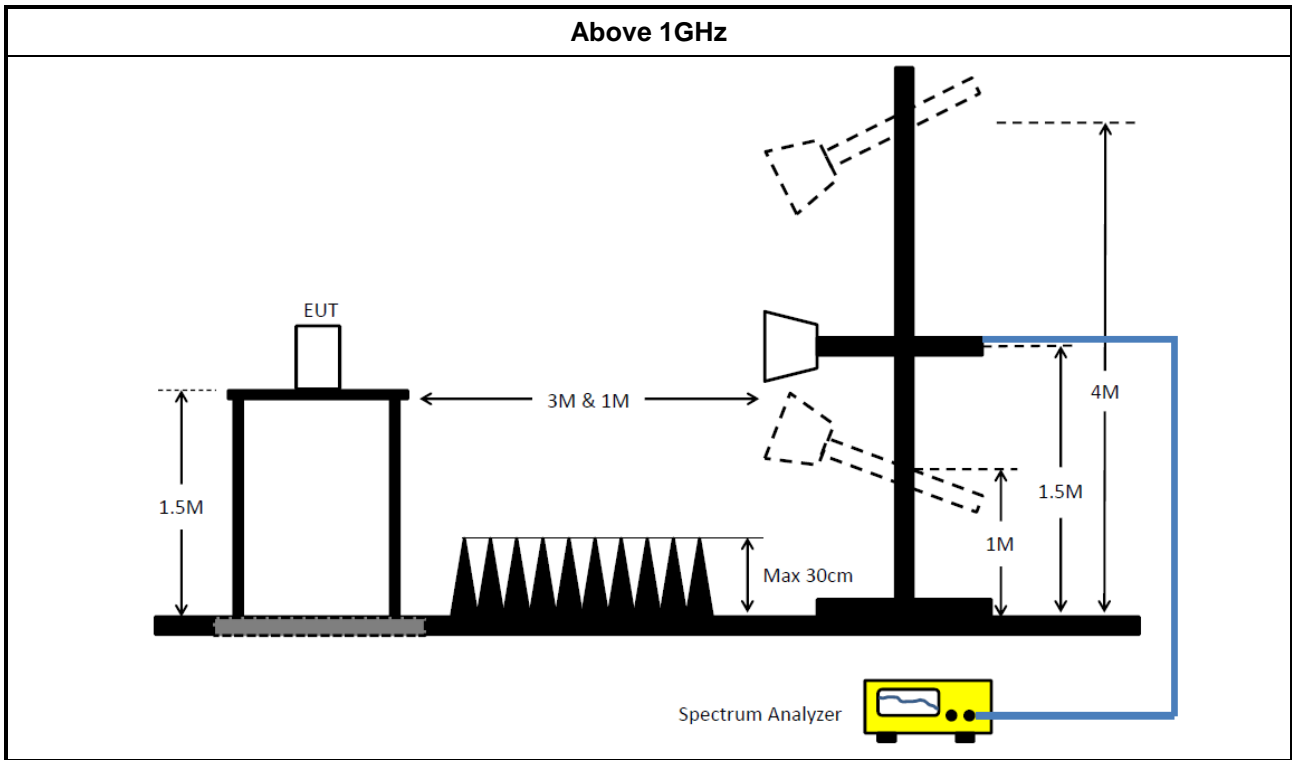
3.6.4 Measurement Results Calculation

The measured Level is calculated using:

Corrected Reading: Raw(Read Level) + AF(Antenna Factor) + CL(Cable Loss) - PA(Preamplifier Factor)

3.6.5 Test Setup





3.6.6 Test Result of Emissions in Restricted Frequency Bands (Below 30MHz)

The amplitude of spurious emissions which are attenuated by more than 20dB below the permissible value has no need to be reported.

3.6.7 Test Result of Emissions in Restricted Frequency Bands

Refer as Appendix F



4 Test Equipment and Calibration Data

Instrument for AC Conduction

Instrument	Manufacturer /Brand	Model No.	Serial No.	Spec.	Calibration Date	Calibration Due Date
EMI Test Receiver	R&S	ESR	102052	9kHz ~ 3.6GHz	19/Apr/2021	18/Apr/2022
LISN	R&S	ENV216	101295	9kHz ~ 30MHz	11/Nov/2020	10/Nov/2021
RF Cable 5m	TITAN	TITAN	CO04-cable-01	0.1MHz~200MHz	03/Mar/2021	02/Mar/2022
Impuls Begrenzer Pulse Limiter	SCHWARZBECK	VTSD 9561-F	9561-F041	9kHz ~ 30MHz	21/Sep/2020	20/Sep/2021

Instrument for Conducted Test

Instrument	Manufacturer /Brand	Model No.	Serial No.	Spec.	Calibration Date	Calibration Due Date
Signal Analyzer	R&S	FSV 40	101029	10KHz ~ 40GHz	01/Oct/2019	30/Sep/2020
SMB100A Signal Generator	R&S	SMB100A03	181147	100kHz~40GHz	12/Nov/2018	11/Nov/2020
Pulse Sensor	Anritsu	MA2411B	1027452	300MHz~40GHz	18/Mar/2020	17/Mar/2021
Power Meter	Anritsu	ML2495A	1124009	300MHz~40GHz	18/Mar/2020	17/Mar/2021

Instrument for Radiated Test (below 1GHz)

Instrument	Manufacturer /Brand	Model No.	Serial No.	Spec.	Calibration Date	Calibration Due Date
3m Semi Anechoic Chamber	TDK	SAC-3M	03CH09-HY	30MHz~1GHz 3m	26/Mar/2021	25/Mar/2022
EXA Signal Analyzer	KEYSIGHT	N9010A	MY54200885	10Hz~44GHz	11/Aug/2020	10/Aug/2021
Amplifier	EMC	EMC9135	980232	9kHz~1GHz	12/Apr/2021	11/Apr/2022
Bilog Antenna & 5dB Attenuator	TESEQ & MTJ	CBL6111D&MTJ 6102-05	35418 & 3	30MHz~1GHz	06/Sep/2020	05/Sep/2021
RF Cable-low	Jye Bao	RG142	CB031+324530/4	9kHz~30MHz	03/Sep/2020	02/Sep/2021
RF Cable-low	Jye Bao	RG142	CB031+324530/4	30MHz~1GHz	09/Feb/2021	08/Feb/2022
Loop Antenna	TESEQ	HLA 6120	31244	9kHz~30MHz	16/Mar/2021	15/Mar/2022
EMI Test Receiver	R&S	ESR3	102052	9kHz~3.6GHz	19/Apr/2021	18/Apr/2022



Instrument for Radiated Test (above 1GHz)

Instrument	Manufacturer	Model No.	Serial No.	Spec.	Calibration Date	Calibration Due Date
3m Semi Anechoic Chamber	TDK	SAC-3M	03CH09-HY	1GHz~18GHz 3m	19/Mar/2020	18/Mar/2021
Signal Analyzer	R&S	FSV 40	101029	10Hz~40GHz	01/Oct/2019	30/Sep/2020
Microwave Preampfier	KEYSIGHT	83017A	MY53270197	1GHz~26.5GHz	27/Nov/2019	26/Nov/2020
Double Ridged Guide Horn Antenna	SCHWARZBECK	BBHA 9120 D	BBHA9120 D 1534	1GHz~18GHz	28/May/2020	27/May/2021
RF Cable-R03m	HUBER+SUHNER	SUCOFLEX104	324530/4+17173/4	1GHz~40GHz	12/Feb/2020	11/Feb/2021
Broadband Horn Antenna	SCHWARZBECK	BBHA 9170	BBHA 9170221	18GHz~40GHz	13/Mar/2020	12/Mar/2021
Preampfier	MITEQ	TTA1840-35-H G	1864481	18GHz~40GHz	10/Mar/2020	09/Mar/2021
EMI Test Receiver	R&S	ESR3	102051	9kHz~3.6GHz	29/May/2020	28/May/2021



Summary

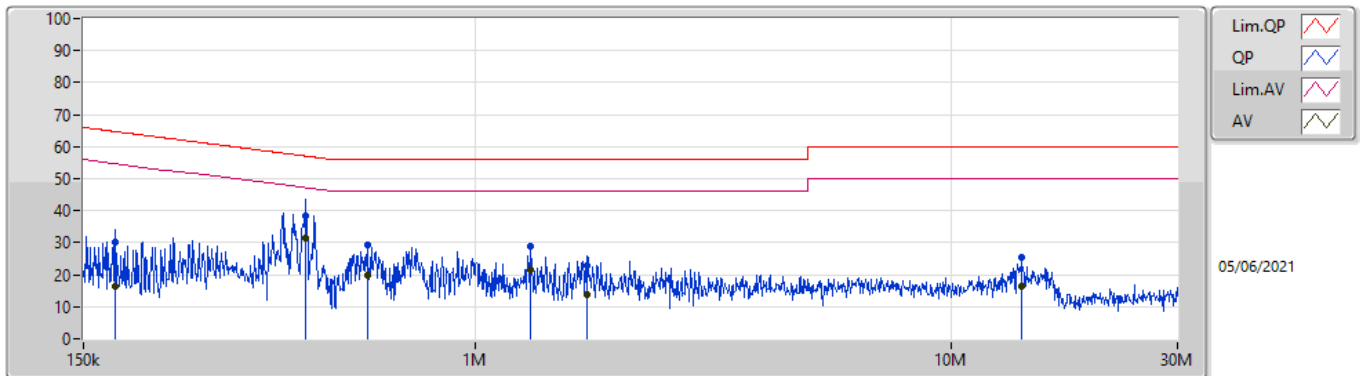
Mode	Result	Type	Freq (Hz)	Level (dBuV)	Limit (dBuV)	Margin (dB)	Condition
Mode 1	Pass	AV	435.504k	41.88	47.15	-5.27	Neutral



Mode Config

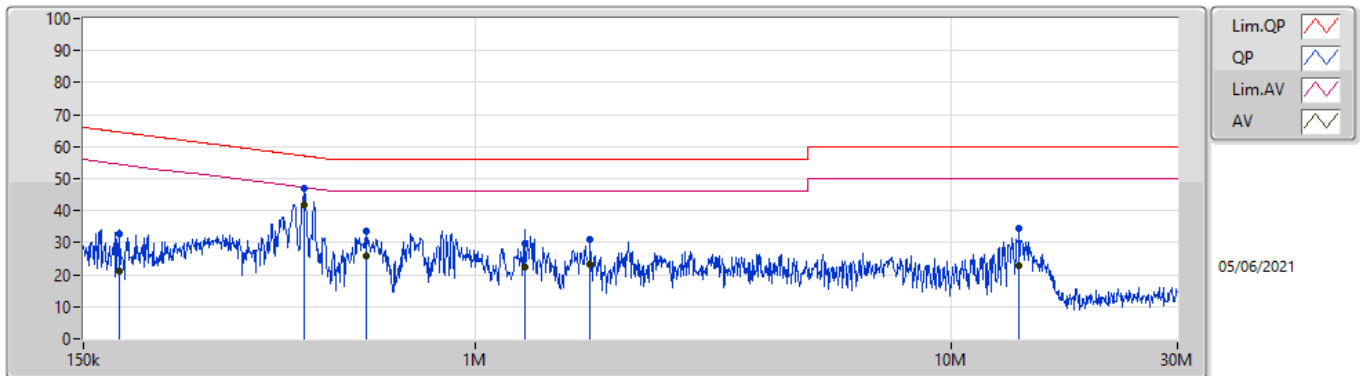
Mode	Result	Type	Freq (Hz)	Level (dBuV)	Limit (dBuV)	Margin (dB)	Condition	Comments
Mode 1	Pass	QP	175.269k	30.12	64.70	-34.58	Line	-
Mode 1	Pass	AV	175.269k	16.44	54.70	-38.26	Line	-
Mode 1	Pass	QP	440.751k	38.35	57.05	-18.70	Line	-
Mode 1	Pass	AV	440.751k	31.29	47.05	-15.76	Line	-
Mode 1	Pass	QP	592.227k	29.26	56.00	-26.74	Line	-
Mode 1	Pass	AV	592.227k	19.80	46.00	-26.20	Line	-
Mode 1	Pass	QP	1.311M	28.72	56.00	-27.28	Line	-
Mode 1	Pass	AV	1.311M	21.35	46.00	-24.65	Line	-
Mode 1	Pass	QP	1.719M	22.92	56.00	-33.08	Line	-
Mode 1	Pass	AV	1.719M	13.64	46.00	-32.36	Line	-
Mode 1	Pass	QP	14.095M	25.53	60.00	-34.47	Line	-
Mode 1	Pass	AV	14.095M	16.42	50.00	-33.58	Line	-
Mode 1	Pass	QP	178.091k	32.93	64.57	-31.64	Neutral	-
Mode 1	Pass	AV	178.091k	21.11	54.57	-33.46	Neutral	-
Mode 1	Pass	QP	435.504k	47.06	57.15	-10.09	Neutral	-
Mode 1	Pass	AV	435.504k	41.88	47.15	-5.27	Neutral	-
Mode 1	Pass	QP	589.868k	33.78	56.00	-22.22	Neutral	-
Mode 1	Pass	AV	589.868k	25.89	46.00	-20.11	Neutral	-
Mode 1	Pass	QP	1.269M	29.92	56.00	-26.08	Neutral	-
Mode 1	Pass	AV	1.269M	22.38	46.00	-23.62	Neutral	-
Mode 1	Pass	QP	1.747M	31.12	56.00	-24.88	Neutral	-
Mode 1	Pass	AV	1.747M	23.43	46.00	-22.57	Neutral	-
Mode 1	Pass	QP	13.927M	34.54	60.00	-25.46	Neutral	-
Mode 1	Pass	AV	13.927M	23.06	50.00	-26.94	Neutral	-

Conducted Emissions at Powerline_Mode 1



Type	Freq (Hz)	Level (dBuV)	Limit (dBuV)	Margin (dB)	Factor (dB)	Condition	Comment	Raw (dBuV)	LISN (dB)	CL (dB)	AT (dB)			
QP	175.269k	30.12	64.70	-34.58	19.62	Line	-	10.50	9.68	0.04	9.90			
AV	175.269k	16.44	54.70	-38.26	19.62	Line	-	-3.18	9.68	0.04	9.90			
QP	440.751k	38.35	57.05	-18.70	19.62	Line	-	18.73	9.67	0.06	9.89			
AV	440.751k	31.29	47.05	-15.76	19.62	Line	-	11.67	9.67	0.06	9.89			
QP	592.227k	29.26	56.00	-26.74	19.60	Line	-	9.66	9.67	0.07	9.86			
AV	592.227k	19.80	46.00	-26.20	19.60	Line	-	0.20	9.67	0.07	9.86			
QP	1.311M	28.72	56.00	-27.28	19.56	Line	-	9.16	9.67	0.09	9.80			
AV	1.311M	21.35	46.00	-24.65	19.56	Line	-	1.79	9.67	0.09	9.80			
QP	1.719M	22.92	56.00	-33.08	19.58	Line	-	3.34	9.68	0.10	9.80			
AV	1.719M	13.64	46.00	-32.36	19.58	Line	-	-5.94	9.68	0.10	9.80			
QP	14.095M	25.53	60.00	-34.47	19.84	Line	-	5.69	9.70	0.24	9.90			
AV	14.095M	16.42	50.00	-33.58	19.84	Line	-	-3.42	9.70	0.24	9.90			

Conducted Emissions at Powerline_Mode 1



Type	Freq (Hz)	Level (dBuV)	Limit (dBuV)	Margin (dB)	Factor (dB)	Condition	Comment	Raw (dBuV)	LISN (dB)	CL (dB)	AT (dB)
QP	178.091k	32.93	64.57	-31.64	19.62	Neutral	-	13.31	9.68	0.04	9.90
AV	178.091k	21.11	54.57	-33.46	19.62	Neutral	-	1.49	9.68	0.04	9.90
QP	435.504k	47.06	57.15	-10.09	19.62	Neutral	-	27.44	9.67	0.06	9.89
AV	435.504k	41.88	47.15	-5.27	19.62	Neutral	-	22.26	9.67	0.06	9.89
QP	589.868k	33.78	56.00	-22.22	19.60	Neutral	-	14.18	9.67	0.07	9.86
AV	589.868k	25.89	46.00	-20.11	19.60	Neutral	-	6.29	9.67	0.07	9.86
QP	1.269M	29.92	56.00	-26.08	19.56	Neutral	-	10.36	9.67	0.09	9.80
AV	1.269M	22.38	46.00	-23.62	19.56	Neutral	-	2.82	9.67	0.09	9.80
QP	1.747M	31.12	56.00	-24.88	19.58	Neutral	-	11.54	9.68	0.10	9.80
AV	1.747M	23.43	46.00	-22.57	19.58	Neutral	-	3.85	9.68	0.10	9.80
QP	13.927M	34.54	60.00	-25.46	19.88	Neutral	-	14.66	9.74	0.24	9.90
AV	13.927M	23.06	50.00	-26.94	19.88	Neutral	-	3.18	9.74	0.24	9.90

Summary

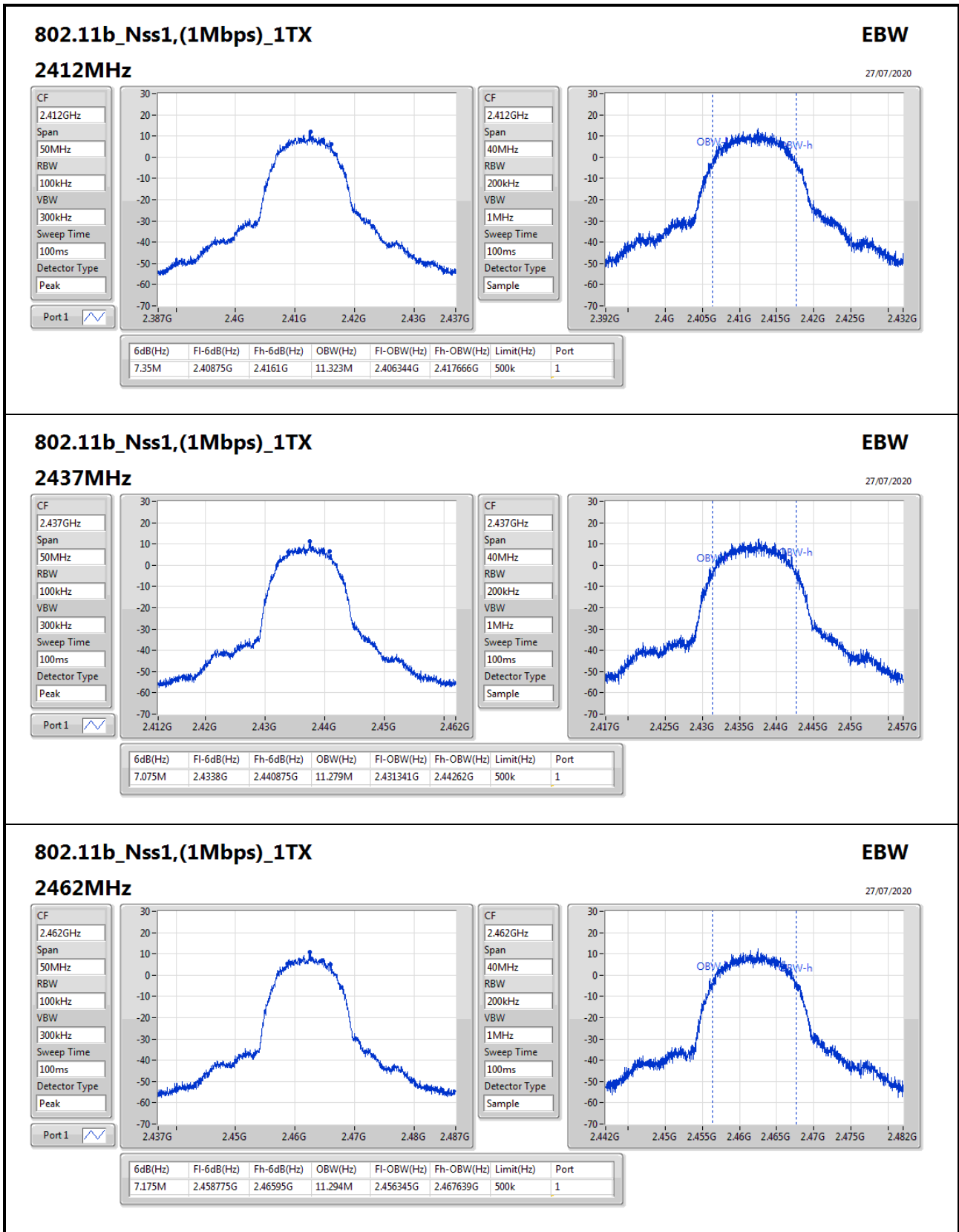
Mode	Max-N dB (Hz)	Max-OBW (Hz)	ITU-Code	Min-N dB (Hz)	Min-OBW (Hz)
2.4-2.4835GHz	-	-	-	-	-
802.11b_Nss1,(1Mbps)_1TX	7.35M	11.323M	11M3G1D	7.075M	11.279M
802.11g_Nss1,(6Mbps)_1TX	16.375M	16.436M	16M4D1D	16.375M	16.411M
802.11n HT20_Nss1,(MCS0)_1TX	17.025M	17.356M	17M4D1D	16.975M	17.303M
802.11n HT40_Nss1,(MCS0)_1TX	36.35M	36.066M	36M1D1D	36.35M	36.01M

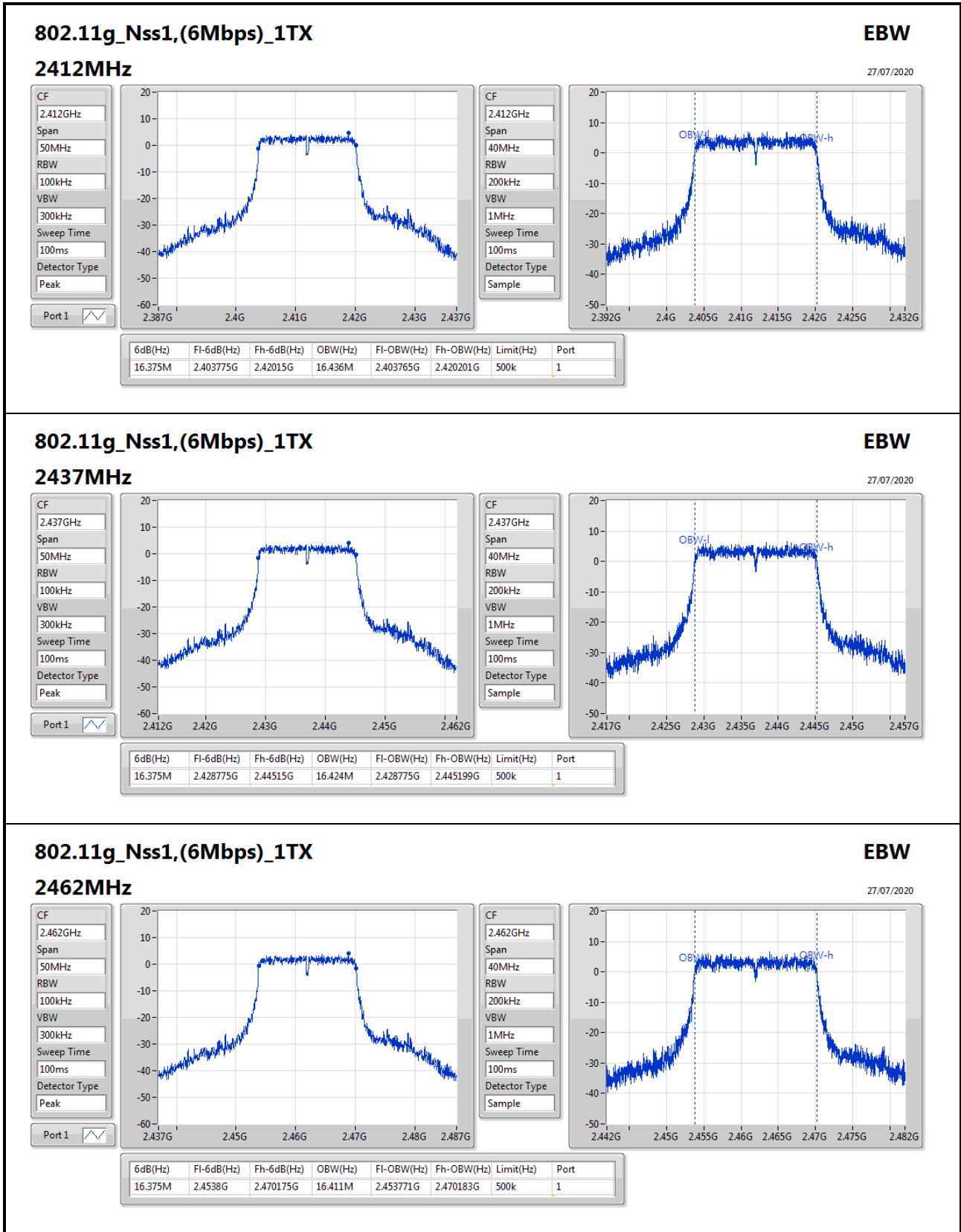
Max-N dB = Maximum 6dB down bandwidth; **Max-OBW** = Maximum 99% occupied bandwidth;
Min-N dB = Minimum 6dB down bandwidth; **Min-OBW** = Minimum 99% occupied bandwidth;

Result

Mode	Result	Limit (Hz)	Port 1-N dB (Hz)	Port 1-OBW (Hz)
802.11b_Nss1,(1Mbps)_1TX	-	-	-	-
2412MHz	Pass	500k	7.35M	11.323M
2437MHz	Pass	500k	7.075M	11.279M
2462MHz	Pass	500k	7.175M	11.294M
802.11g_Nss1,(6Mbps)_1TX	-	-	-	-
2412MHz	Pass	500k	16.375M	16.436M
2437MHz	Pass	500k	16.375M	16.424M
2462MHz	Pass	500k	16.375M	16.411M
802.11n HT20_Nss1,(MCS0)_1TX	-	-	-	-
2412MHz	Pass	500k	17.025M	17.356M
2437MHz	Pass	500k	17M	17.312M
2462MHz	Pass	500k	16.975M	17.303M
802.11n HT40_Nss1,(MCS0)_1TX	-	-	-	-
2422MHz	Pass	500k	36.35M	36.01M
2437MHz	Pass	500k	36.35M	36.037M
2447MHz				
2452MHz	Pass	500k	36.35M	36.066M

Port X-N dB = Port X 6dB down bandwidth; **Port X-OBW** = Port X 99% occupied bandwidth;





802.11g_Nss1,(6Mbps)_1TX

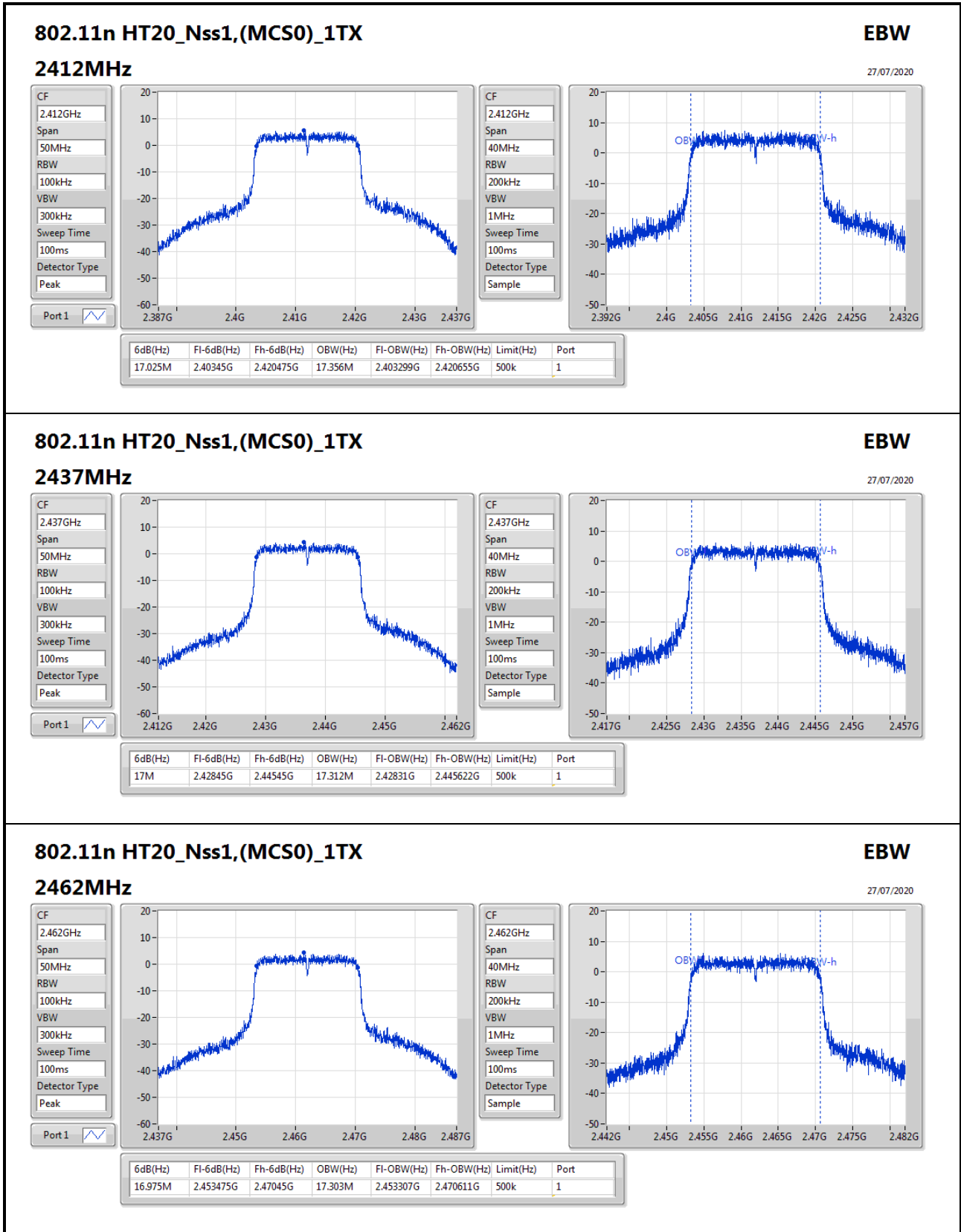
2462MHz

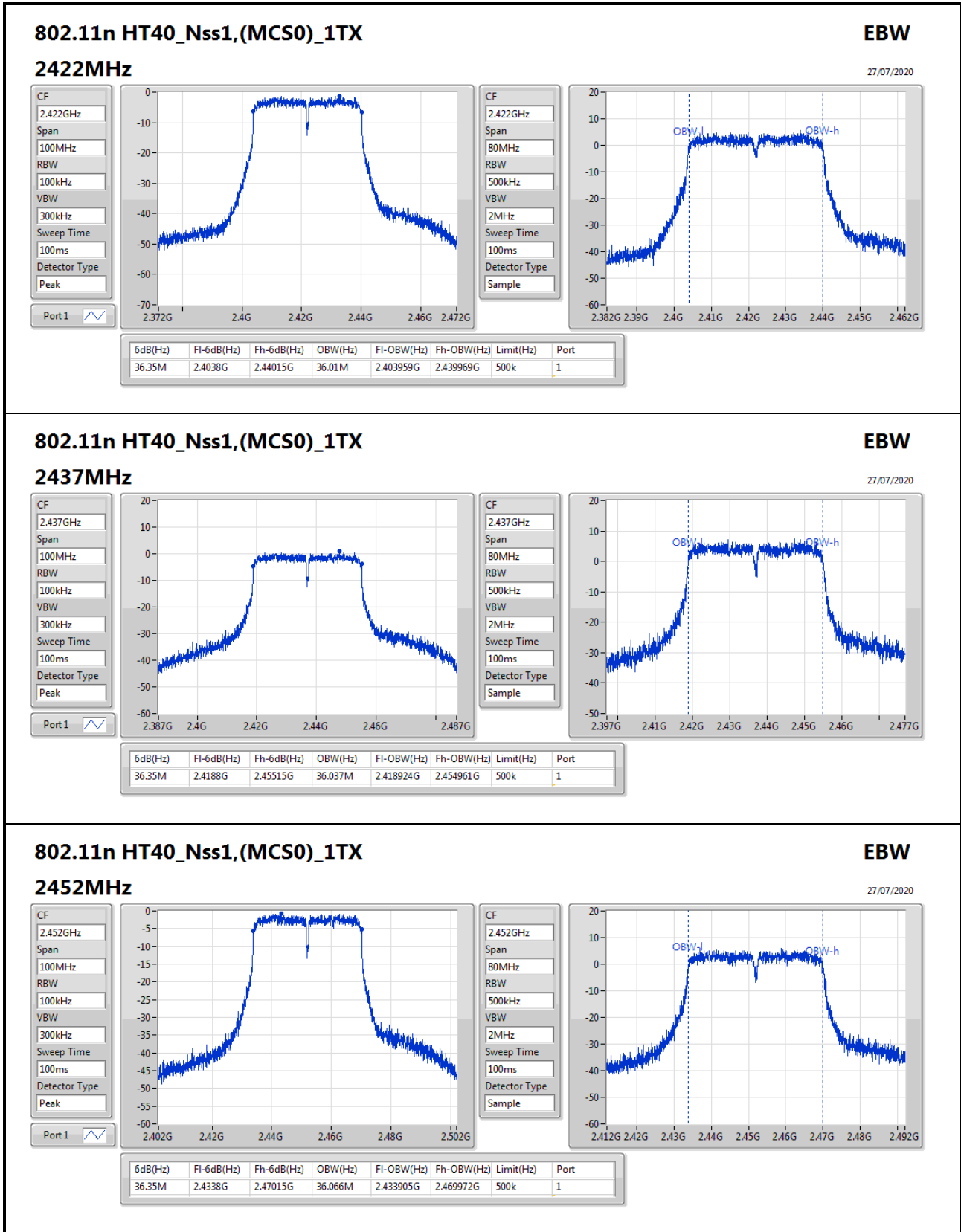
EBW

27/07/2020

CF: 2.462GHz
Span: 50MHz
RBW: 100kHz
VBW: 300kHz
Sweep Time: 100ms
Detector Type: Peak

CF: 2.462GHz
Span: 40MHz
RBW: 200kHz
VBW: 1MHz
Sweep Time: 100ms
Detector Type: Sample




802.11n HT40_Nss1,(MCS0)_1TX
EBW

27/07/2020

2452MHz

CF: 2.452GHz

Span: 100MHz

RBW: 100kHz

VBW: 300kHz

Sweep Time: 100ms

Detector Type: Peak

CF: 2.452GHz

Span: 80MHz

RBW: 500kHz

VBW: 2MHz

Sweep Time: 100ms

Detector Type: Sample



Summary

Mode	Total Power (dBm)	Total Power (W)
2.4-2.4835GHz	-	-
802.11b_Nss1,(1Mbps)_1TX	19.40	0.08710
802.11g_Nss1,(6Mbps)_1TX	18.14	0.06516
802.11n HT20_Nss1,(MCS0)_1TX	18.88	0.07727
802.11n HT40_Nss1,(MCS0)_1TX	17.42	0.05521



Result

Mode	Result	DG (dBi)	Port 1 (dBm)	Total Power (dBm)	Power Limit (dBm)
802.11b_Nss1,(1Mbps)_1TX	-	-	-	-	-
2412MHz	Pass	3.32	19.40	19.40	30.00
2437MHz	Pass	3.32	18.39	18.39	30.00
2462MHz	Pass	3.32	18.04	18.04	30.00
802.11g_Nss1,(6Mbps)_1TX	-	-	-	-	-
2412MHz	Pass	3.32	18.14	18.14	30.00
2437MHz	Pass	3.32	17.71	17.71	30.00
2462MHz	Pass	3.32	17.53	17.53	30.00
802.11n HT20_Nss1,(MCS0)_1TX	-	-	-	-	-
2412MHz	Pass	3.32	18.88	18.88	30.00
2437MHz	Pass	3.32	17.73	17.73	30.00
2462MHz	Pass	3.32	17.30	17.30	30.00
802.11n HT40_Nss1,(MCS0)_1TX	-	-	-	-	-
2422MHz	Pass	3.32	15.63	15.63	30.00
2437MHz	Pass	3.32	17.42	17.42	30.00
2447MHz	Pass	3.32	16.83	16.83	30.00
2452MHz	Pass	3.32	16.36	16.36	30.00

DG = Directional Gain; **Port X** = Port X output power



Summary

Mode	PD (dBm/RBW)
2.4-2.4835GHz	-
802.11b_Nss1,(1Mbps)_1TX	-4.28
802.11g_Nss1,(6Mbps)_1TX	-10.69
802.11n HT20_Nss1,(MCS0)_1TX	-9.54
802.11n HT40_Nss1,(MCS0)_1TX	-13.16

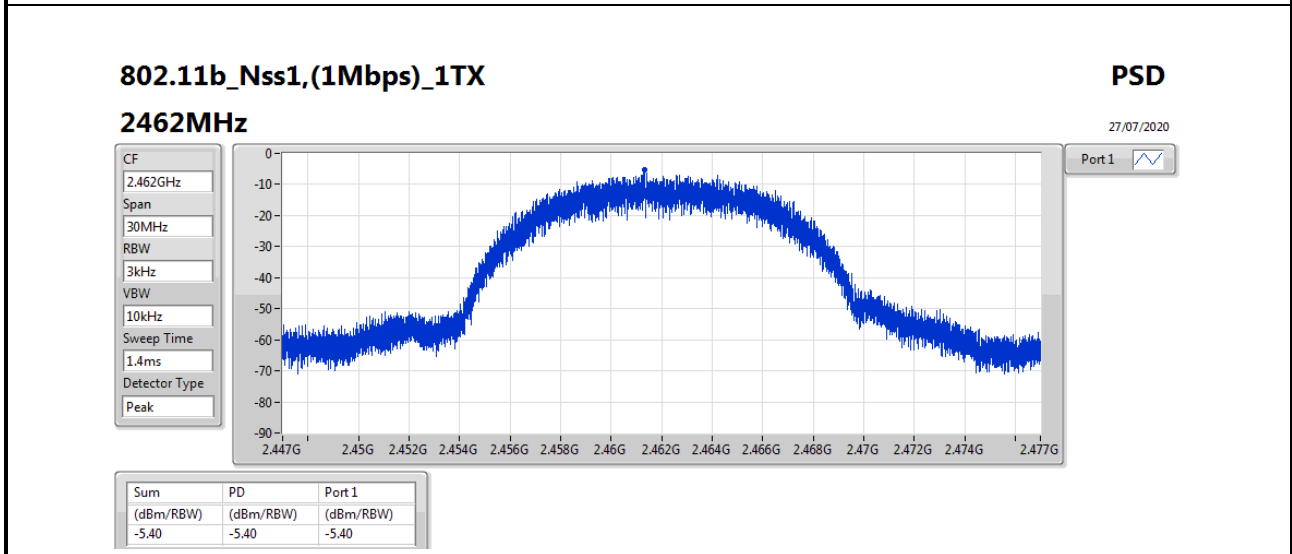
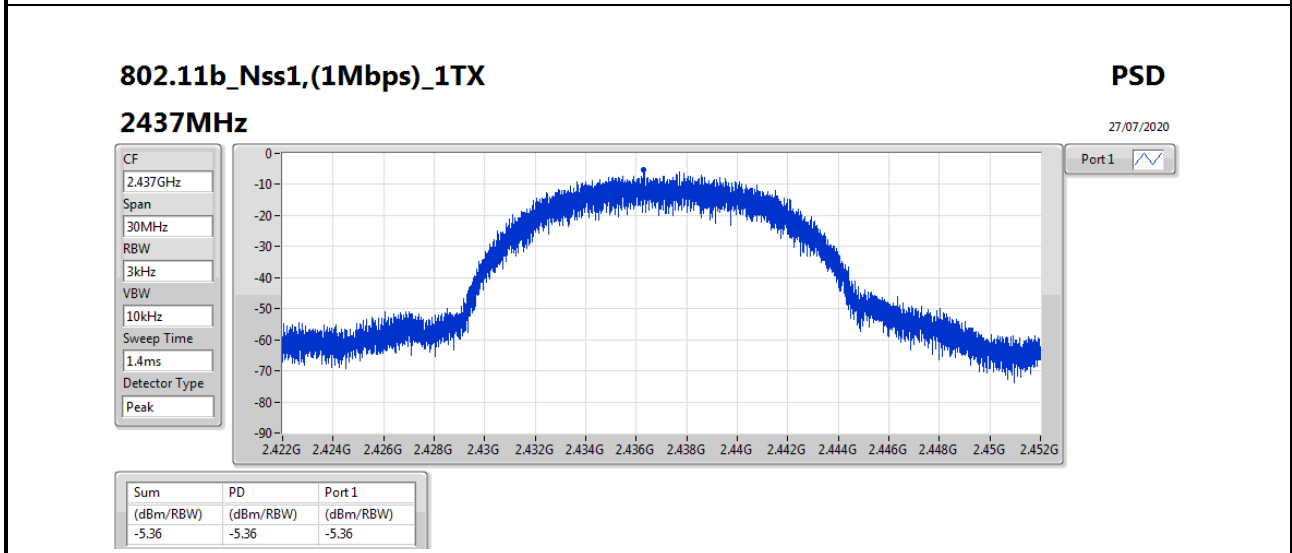
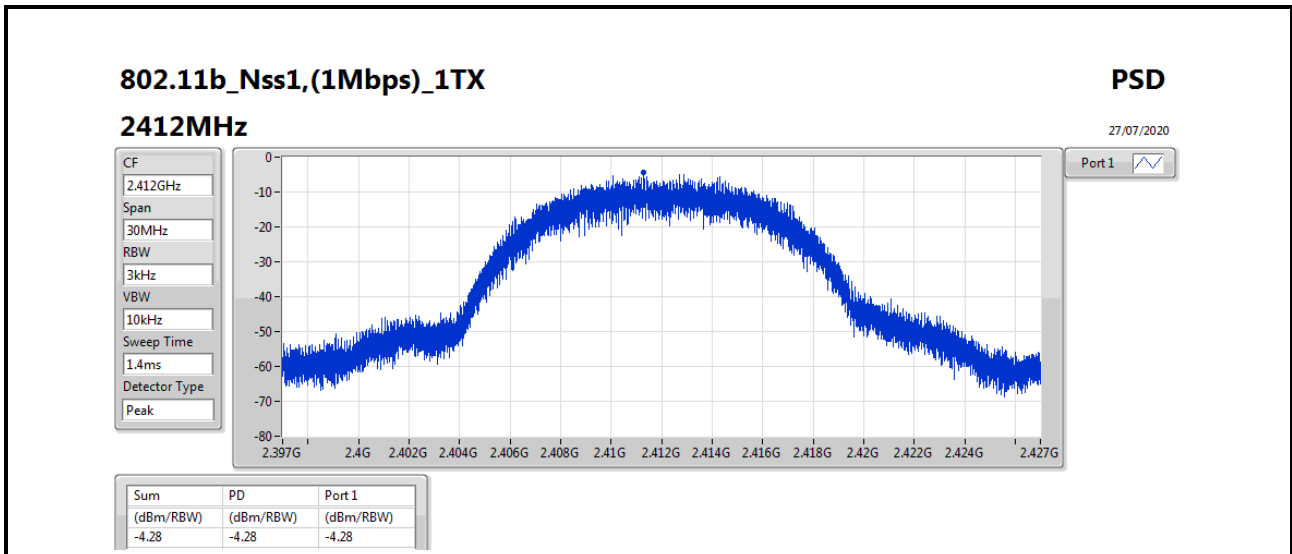
RBW=3 kHz.

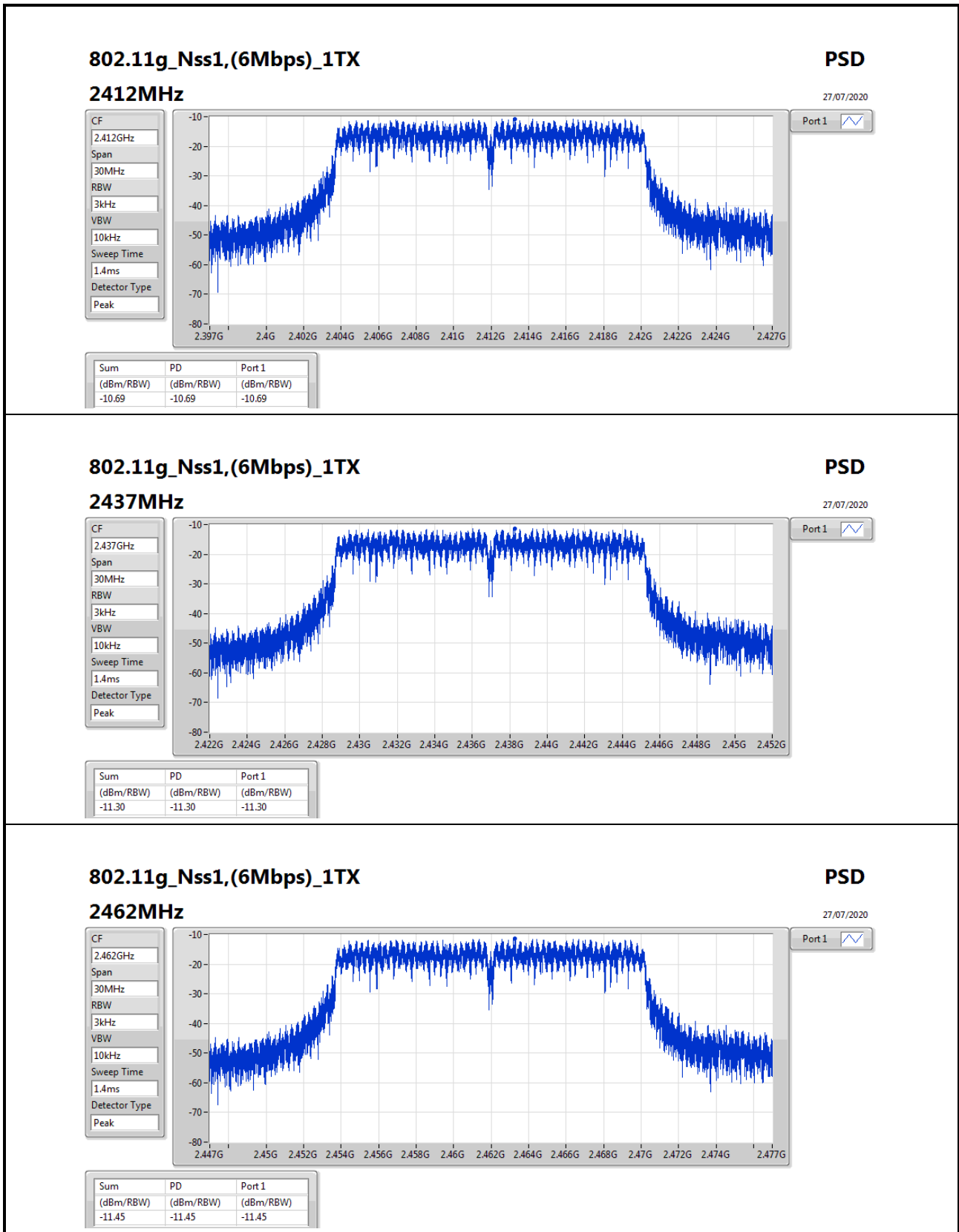
Result

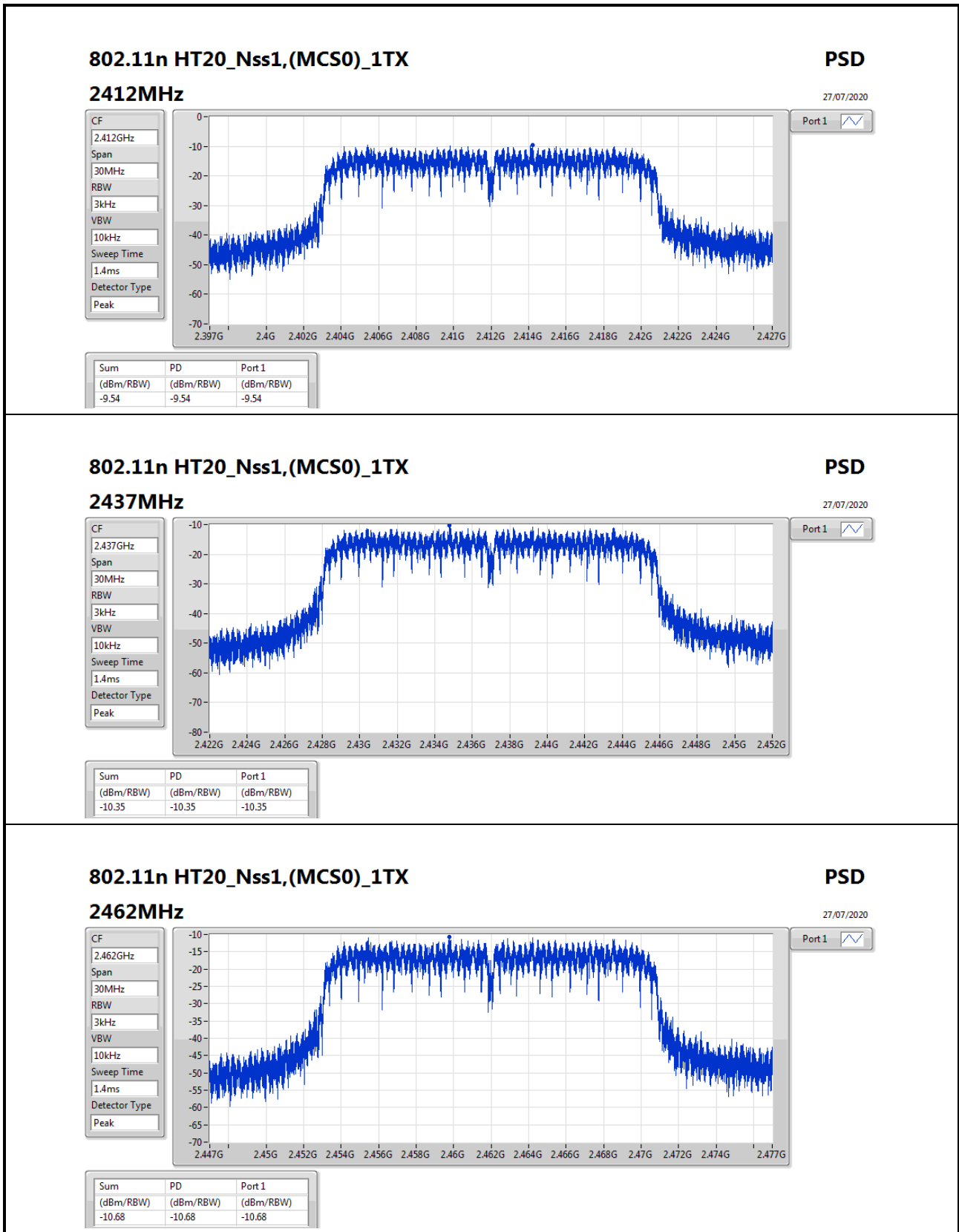
Mode	Result	DG (dBi)	Port 1 (dBm/RBW)	PD (dBm/RBW)	PD Limit (dBm/RBW)
802.11b_Nss1,(1Mbps)_1TX	-	-	-	-	-
2412MHz	Pass	3.32	-4.28	-4.28	8.00
2437MHz	Pass	3.32	-5.36	-5.36	8.00
2462MHz	Pass	3.32	-5.40	-5.40	8.00
802.11g_Nss1,(6Mbps)_1TX	-	-	-	-	-
2412MHz	Pass	3.32	-10.69	-10.69	8.00
2437MHz	Pass	3.32	-11.30	-11.30	8.00
2462MHz	Pass	3.32	-11.45	-11.45	8.00
802.11n HT20_Nss1,(MCS0)_1TX	-	-	-	-	-
2412MHz	Pass	3.32	-9.54	-9.54	8.00
2437MHz	Pass	3.32	-10.35	-10.35	8.00
2462MHz	Pass	3.32	-10.68	-10.68	8.00
802.11n HT40_Nss1,(MCS0)_1TX	-	-	-	-	-
2422MHz	Pass	3.32	-13.83	-13.83	8.00
2437MHz	Pass	3.32	-13.16	-13.16	8.00
2447MHz					
2452MHz	Pass	3.32	-14.39	-14.39	8.00

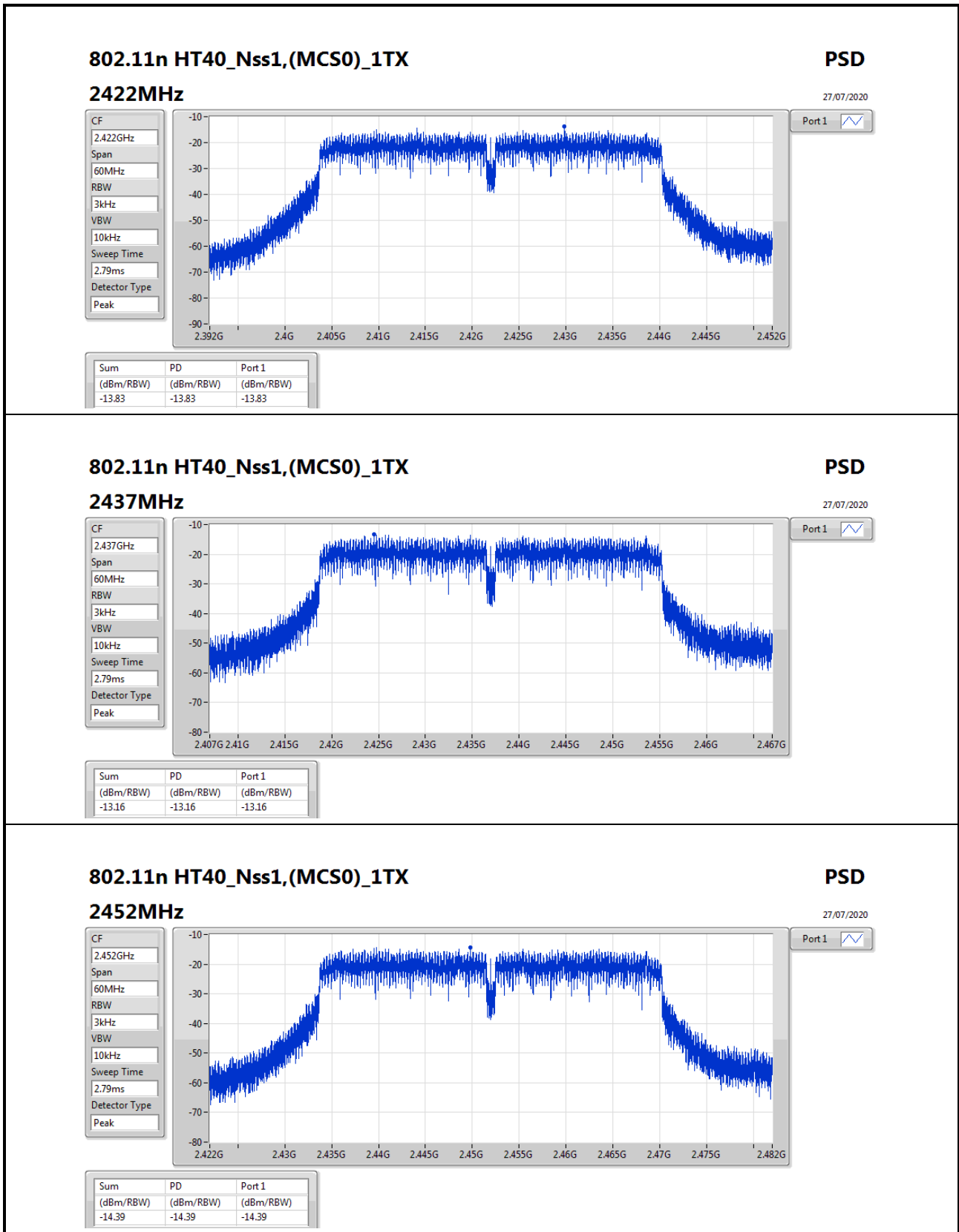
DG = Directional Gain; RBW=3 kHz;

PD = trace bin-by-bin of each transmits port summing can be performed maximum power density; Port X = Port X power density;











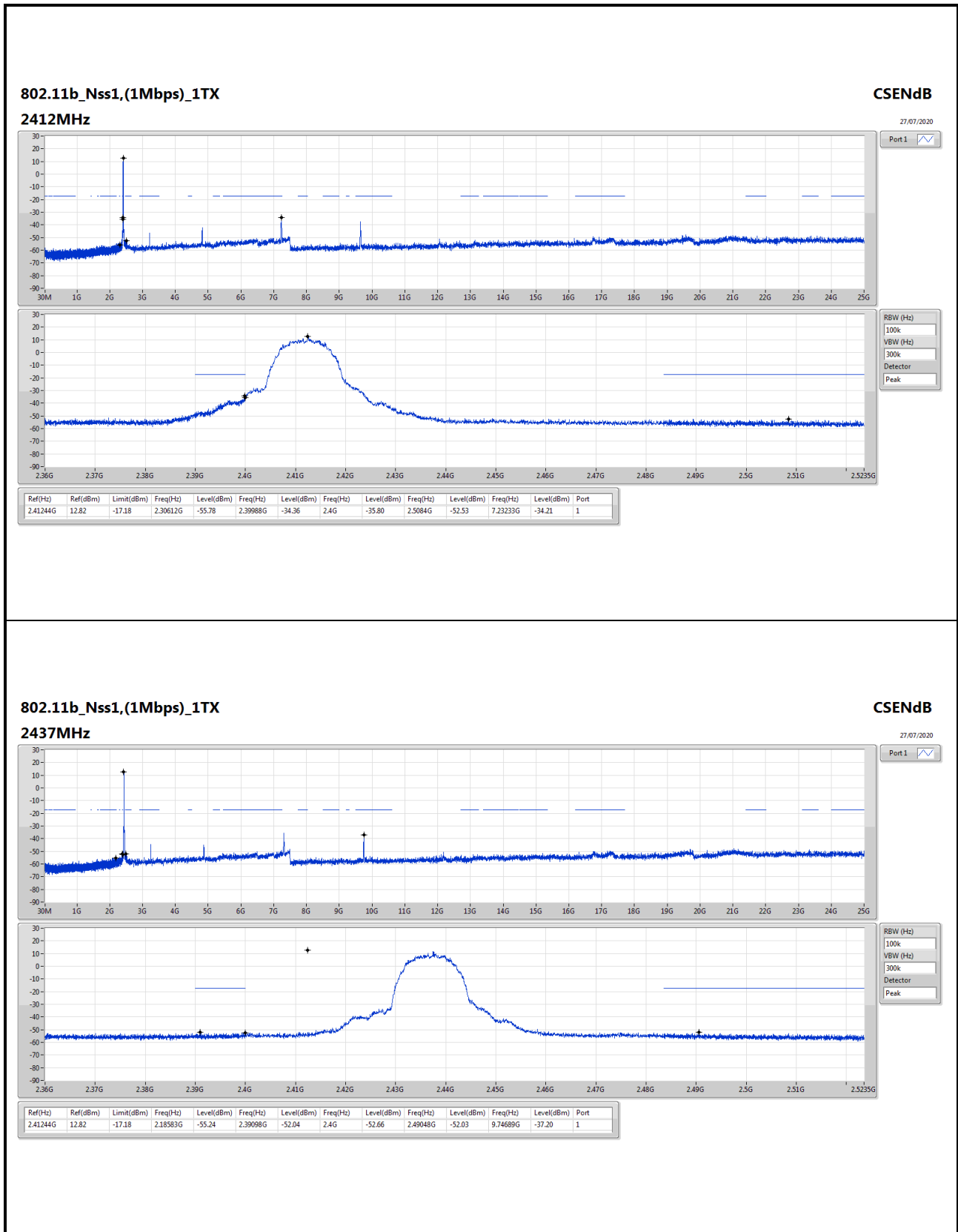
Summary

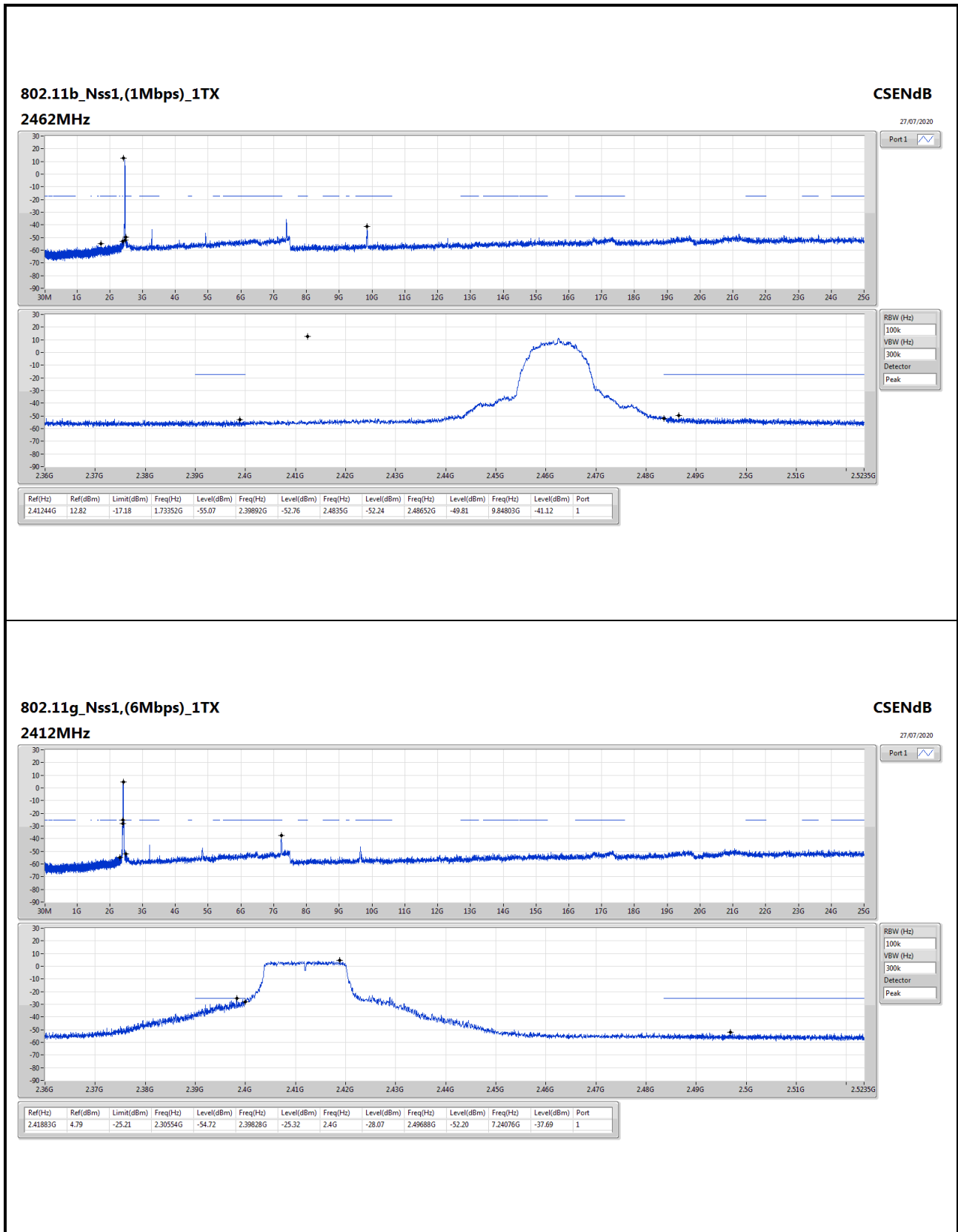
Mode	Result	Ref (Hz)	Ref (dBm)	Limit (dBm)	Freq (Hz)	Level (dBm)	Freq (Hz)	Level (dBm)	Freq (Hz)	Level (dBm)	Freq (Hz)	Level (dBm)	Freq (Hz)	Level (dBm)	Port
2.4-2.4835GHz	-	-	-	-	-	-	-	-	-	-	-	-	-	-	-
802.11b_Nss1,(1Mbps)_1TX	Pass	2.41244G	12.82	-17.18	2.30612G	-55.78	2.39988G	-34.36	2.4G	-35.80	2.5084G	-52.53	7.23233G	-34.21	1
802.11g_Nss1,(6Mbps)_1TX	Pass	2.41883G	4.79	-25.21	2.30554G	-54.72	2.39828G	-25.32	2.4G	-28.07	2.49688G	-52.20	7.24076G	-37.69	1
802.11n HT20_Nss1,(MCS0)_1TX	Pass	2.4066G	4.44	-25.56	2.30117G	-55.21	2.39788G	-25.78	2.4G	-27.67	2.49302G	-50.70	7.23514G	-38.59	1
802.11n HT40_Nss1,(MCS0)_1TX	Pass	2.44764G	0.84	-29.16	2.30655G	-54.94	2.39976G	-30.65	2.4G	-31.36	2.4857G	-49.29	3.22818G	-39.95	1

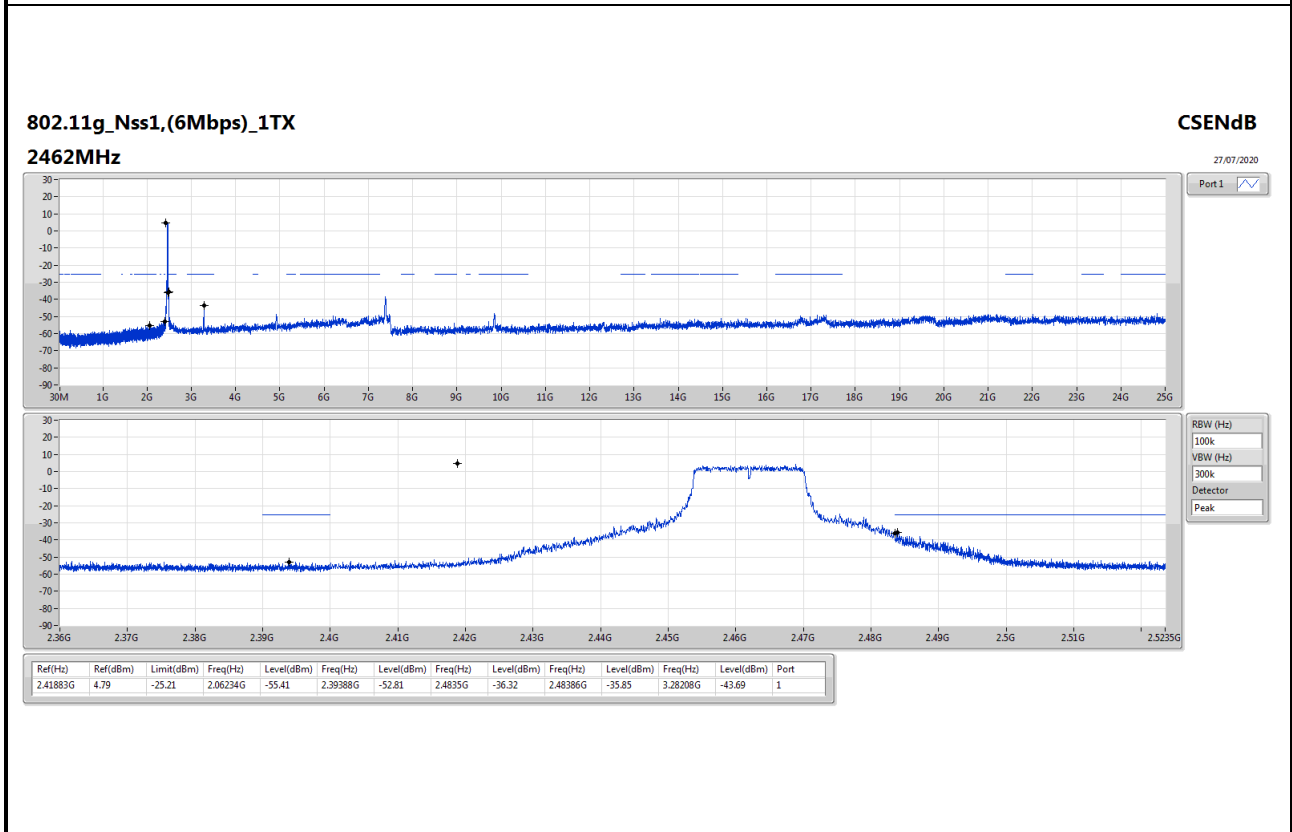
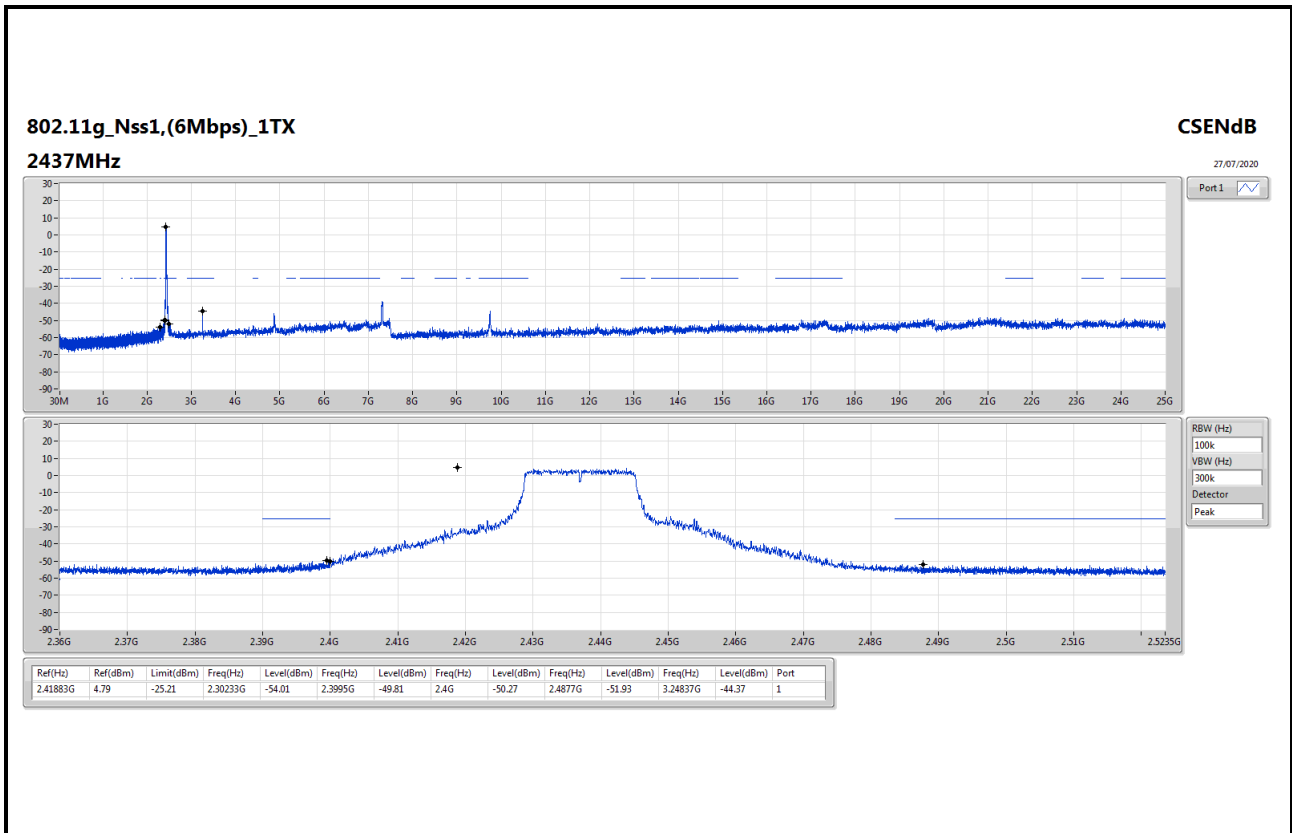


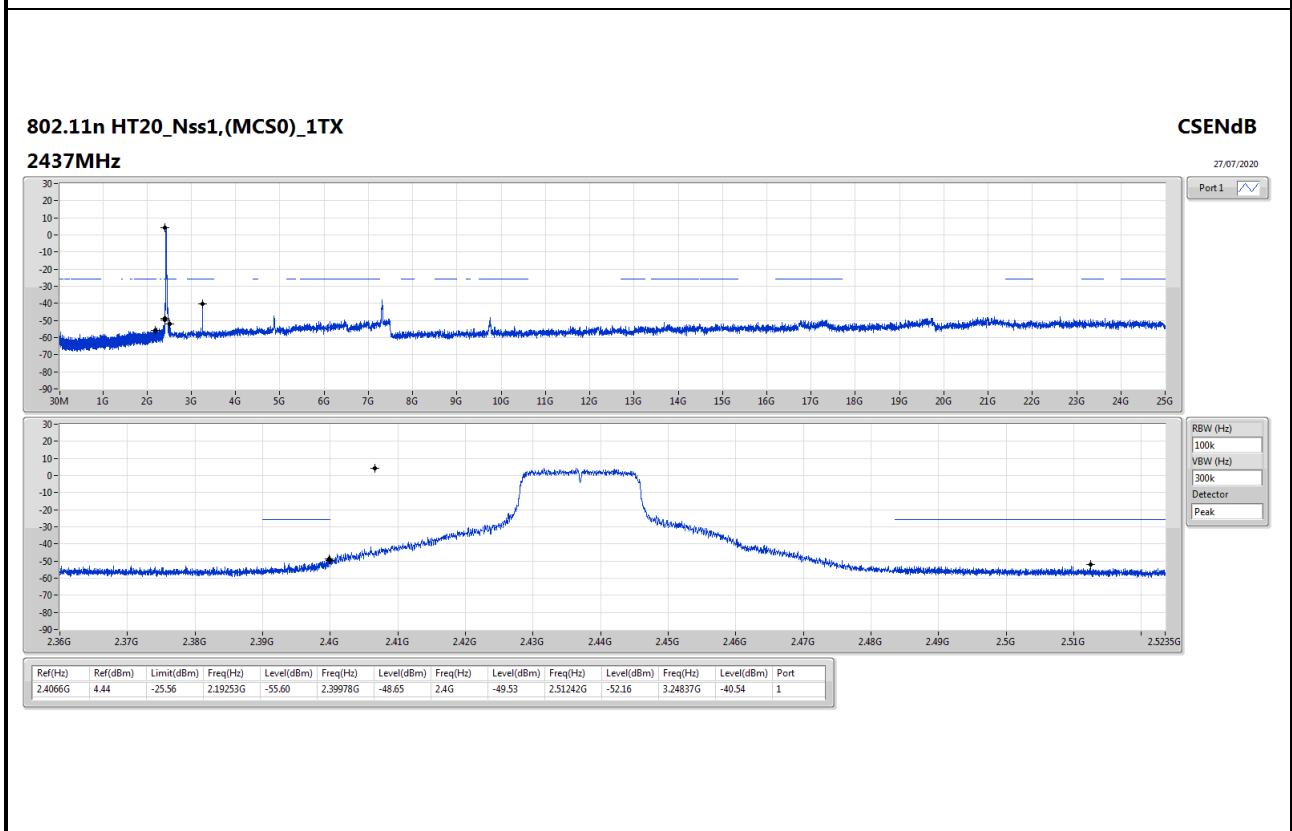
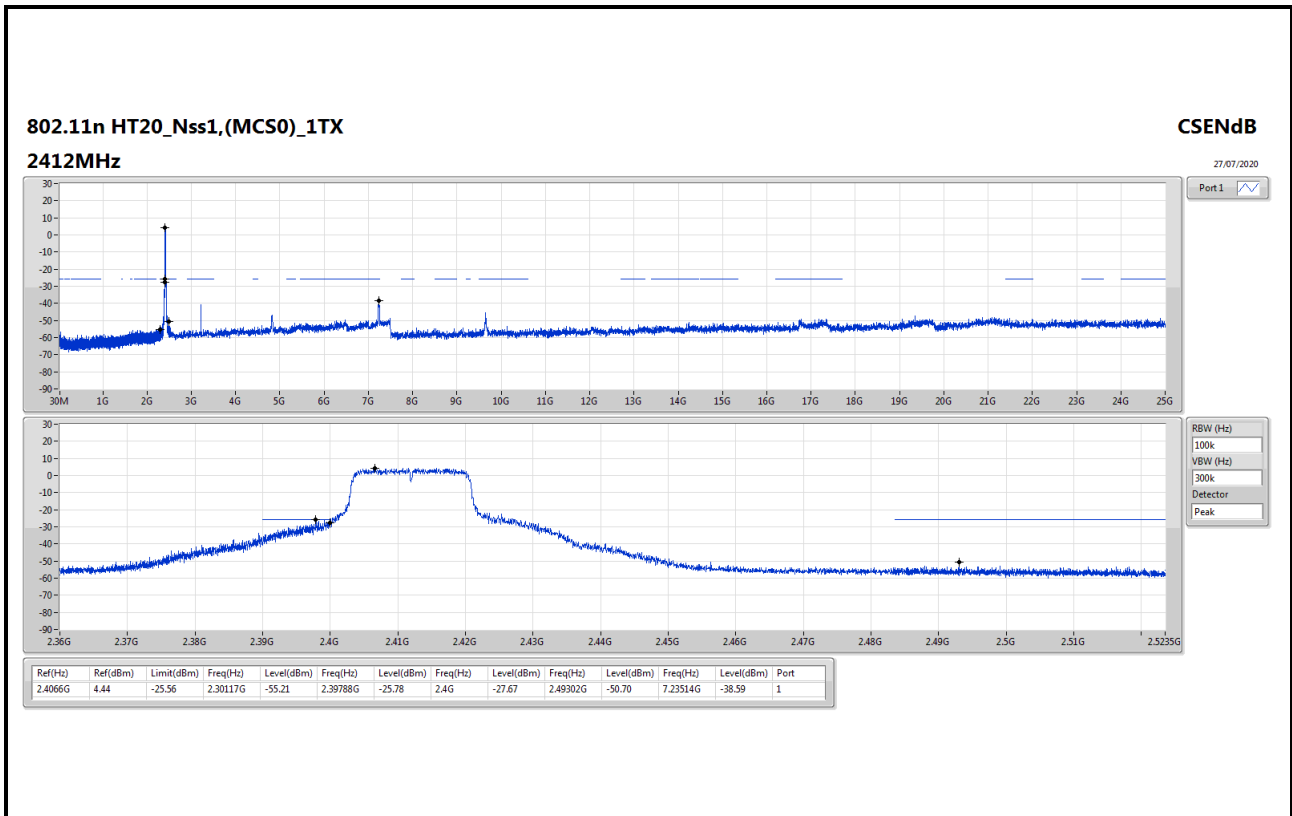
Result

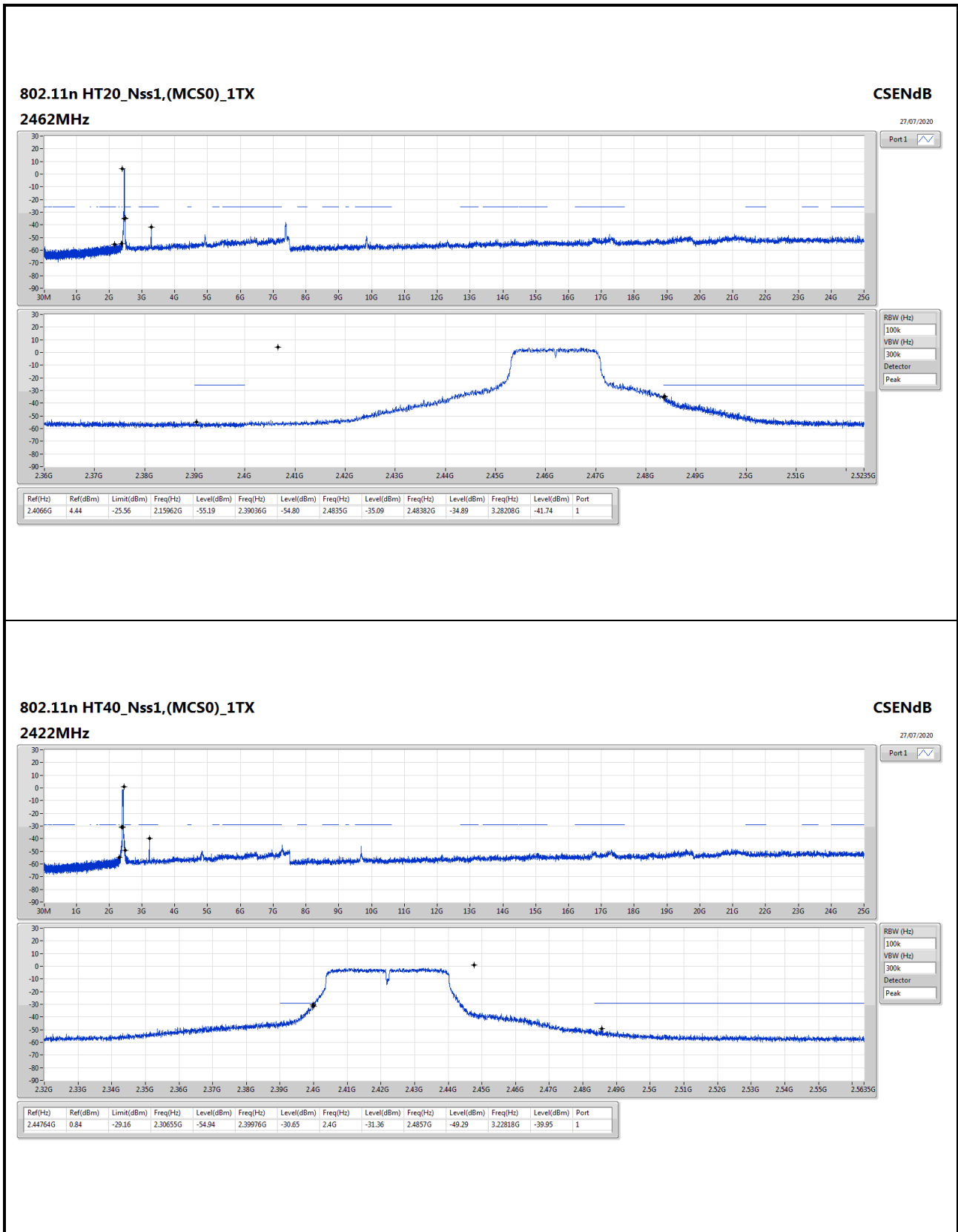
Mode	Result	Ref (Hz)	Ref (dBm)	Limit (dBm)	Freq (Hz)	Level (dBm)	Freq (Hz)	Level (dBm)	Freq (Hz)	Level (dBm)	Freq (Hz)	Level (dBm)	Freq (Hz)	Level (dBm)	Port
802.11b_Nss1,(1Mbps)_1TX	-	-	-	-	-	-	-	-	-	-	-	-	-	-	-
2412MHz	Pass	2.41244G	12.82	-17.18	2.30612G	-55.78	2.39988G	-34.36	2.4G	-35.80	2.5084G	-52.53	7.23233G	-34.21	1
2437MHz	Pass	2.41244G	12.82	-17.18	2.18583G	-55.24	2.39098G	-52.04	2.4G	-52.66	2.49048G	-52.03	9.74689G	-37.20	1
2462MHz	Pass	2.41244G	12.82	-17.18	1.73352G	-55.07	2.39892G	-52.76	2.4835G	-52.24	2.48652G	-49.81	9.84803G	-41.12	1
802.11g_Nss1,(6Mbps)_1TX	-	-	-	-	-	-	-	-	-	-	-	-	-	-	-
2412MHz	Pass	2.41883G	4.79	-25.21	2.30554G	-54.72	2.39828G	-25.32	2.4G	-28.07	2.49688G	-52.20	7.24076G	-37.69	1
2437MHz	Pass	2.41883G	4.79	-25.21	2.30233G	-54.01	2.3995G	-49.81	2.4G	-50.27	2.4877G	-51.93	3.24837G	-44.37	1
2462MHz	Pass	2.41883G	4.79	-25.21	2.06234G	-55.41	2.39388G	-52.81	2.4835G	-36.32	2.48386G	-35.85	3.28208G	-43.69	1
802.11n HT20_Nss1,(MCS0)_1TX	-	-	-	-	-	-	-	-	-	-	-	-	-	-	-
2412MHz	Pass	2.4066G	4.44	-25.56	2.30117G	-55.21	2.39788G	-25.78	2.4G	-27.67	2.49302G	-50.70	7.23514G	-38.59	1
2437MHz	Pass	2.4066G	4.44	-25.56	2.19253G	-55.60	2.39978G	-48.65	2.4G	-49.53	2.51242G	-52.16	3.24837G	-40.54	1
2462MHz	Pass	2.4066G	4.44	-25.56	2.15962G	-55.19	2.39036G	-54.80	2.4835G	-35.09	2.48382G	-34.89	3.28208G	-41.74	1
802.11n HT40_Nss1,(MCS0)_1TX	-	-	-	-	-	-	-	-	-	-	-	-	-	-	-
2422MHz	Pass	2.44764G	0.84	-29.16	2.30655G	-54.94	2.39976G	-30.65	2.4G	-31.36	2.4857G	-49.29	3.22818G	-39.95	1
2437MHz	Pass	2.44764G	0.84	-29.16	2.30512G	-54.53	2.39928G	-34.16	2.4G	-36.15	2.4845G	-36.04	3.24781G	-40.31	1
2447MHz															
2452MHz	Pass	2.44764G	0.84	-29.16	2.1743G	-54.64	2.39704G	-44.54	2.4835G	-36.54	2.48574G	-35.11	3.26745G	-41.01	1

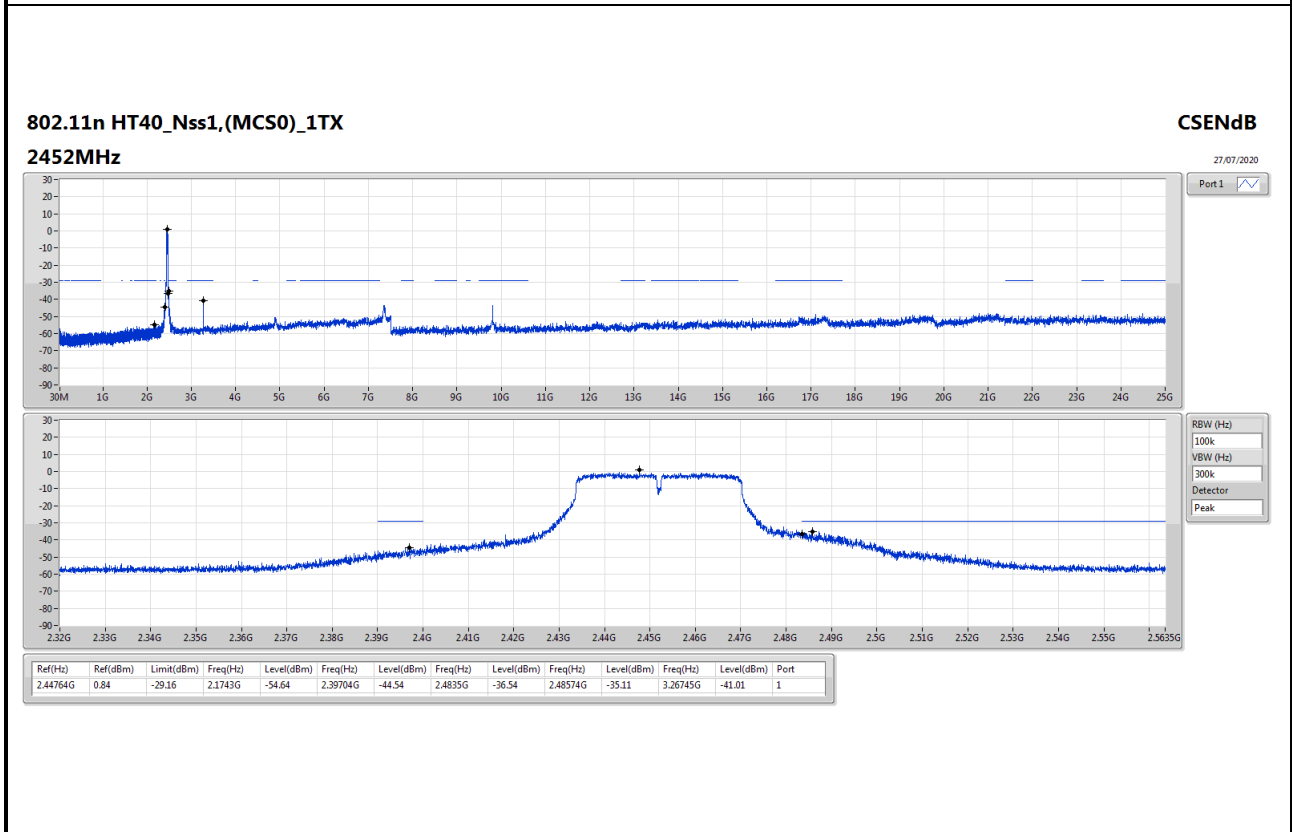
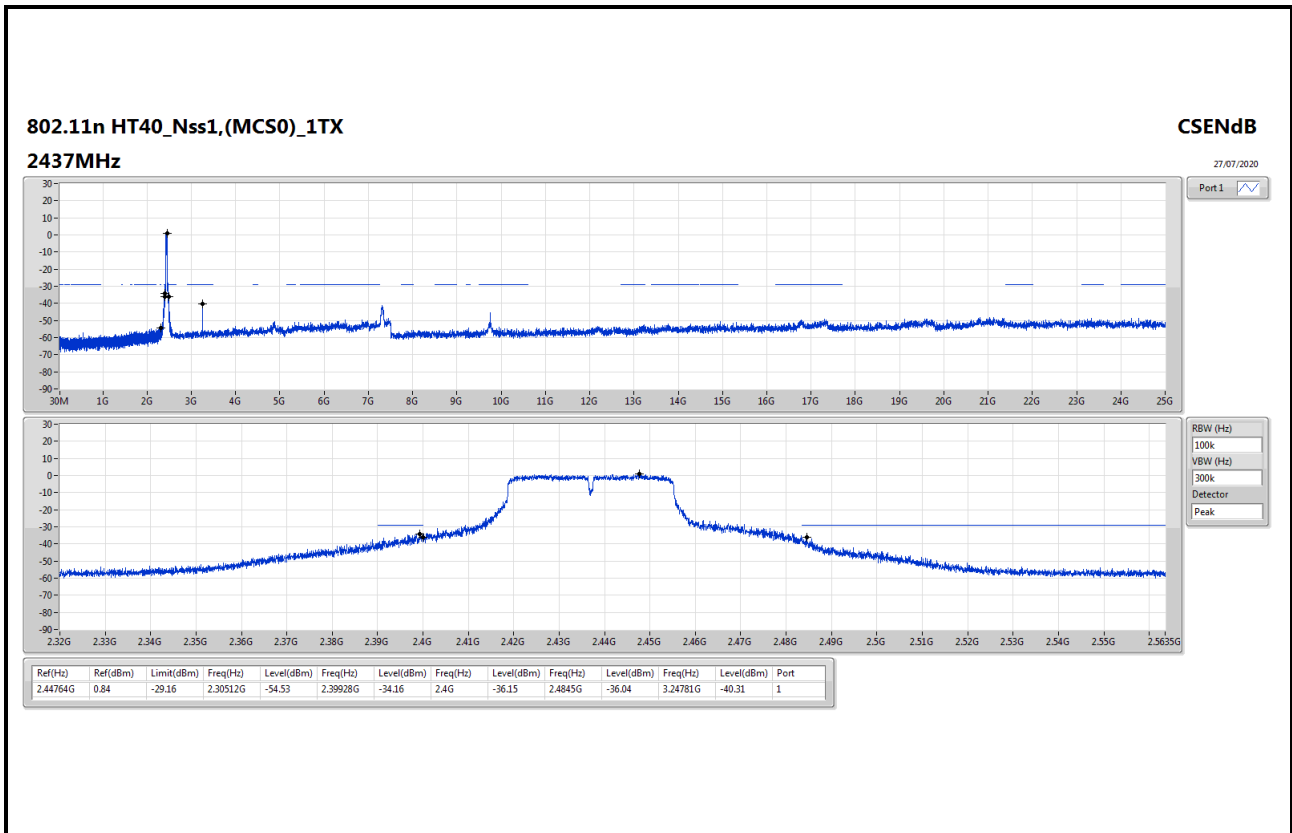














Summary

Mode	Result	Type	Freq (Hz)	Level (dBuV/m)	Limit (dBuV/m)	Margin (dB)	Dist (m)	Condition	Azimuth (°)	Height (m)	Comments
2.4-2.4835GHz	-	-	-	-	-	-	-	-	-	-	-
802.11b_Nss1,(1Mbps)_1TX	Pass	PK	776.9M	35.34	46.00	-10.66	3	Vertical	360	1.00	-

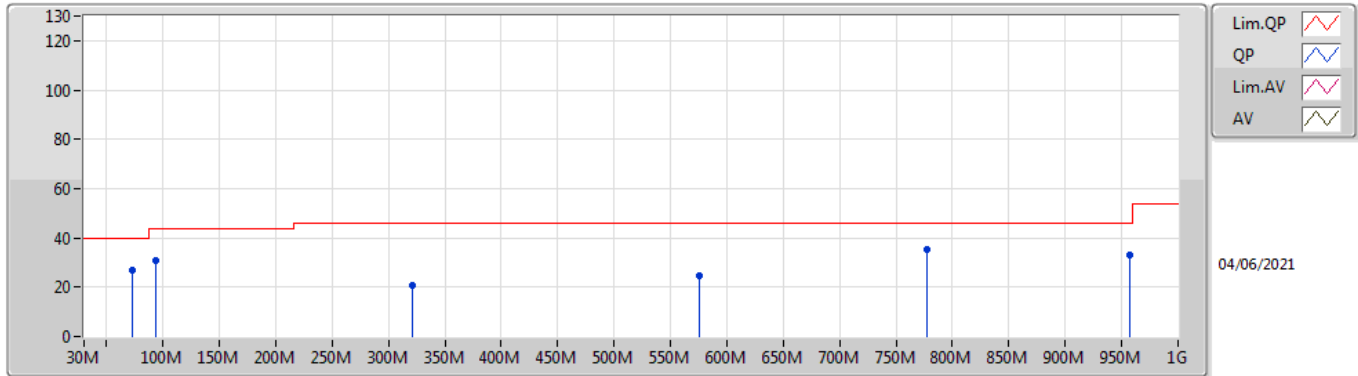


Result

Mode	Result	Type	Freq (Hz)	Level (dBuV/m)	Limit (dBuV/m)	Margin (dB)	Dist (m)	Condition	Azimuth (°)	Height (m)	Comments
802.11b_Nss1,(1Mbps)_1TX	-	-	-	-	-	-	-	-	-	-	-
2437MHz	Pass	PK	72.68M	26.89	40.00	-13.11	3	Vertical	360	1.00	-
2437MHz	Pass	PK	94.02M	30.75	43.50	-12.75	3	Vertical	360	1.00	-
2437MHz	Pass	PK	321M	20.62	46.00	-25.38	3	Vertical	360	1.00	-
2437MHz	Pass	PK	575.14M	24.88	46.00	-21.12	3	Vertical	360	1.00	-
2437MHz	Pass	PK	776.9M	35.34	46.00	-10.66	3	Vertical	360	1.00	-
2437MHz	Pass	PK	957.32M	33.08	46.00	-12.92	3	Vertical	360	1.00	-
2437MHz	Pass	PK	80.44M	24.10	40.00	-15.90	3	Horizontal	0	1.00	-
2437MHz	Pass	PK	159.98M	32.29	43.50	-11.21	3	Horizontal	0	1.00	-
2437MHz	Pass	PK	319.06M	30.75	46.00	-15.25	3	Horizontal	0	1.00	-
2437MHz	Pass	PK	400.54M	24.34	46.00	-21.66	3	Horizontal	0	1.00	-
2437MHz	Pass	PK	639.16M	27.24	46.00	-18.76	3	Horizontal	0	1.00	-
2437MHz	Pass	PK	953.44M	32.93	46.00	-13.07	3	Horizontal	0	1.00	-

802.11b_Nss1,(1Mbps)_1TX

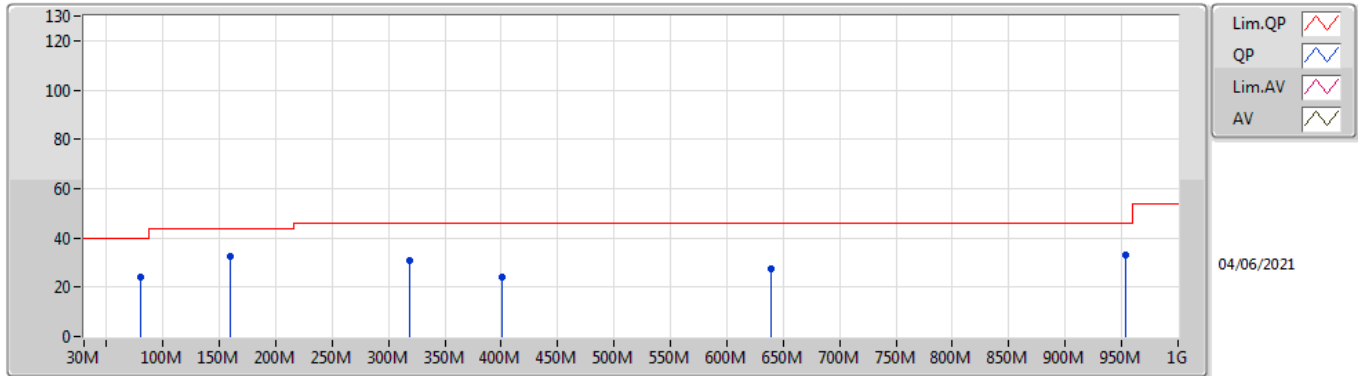
2437MHz_Adapter



Type	Freq (Hz)	Level (dBuV/m)	Limit (dBuV/m)	Margin (dB)	Factor (dB)	Dist (m)	Condition	Azimuth (°)	Height (m)	Comment	Raw (dBuV)	AF (dB)	CL (dB)	PA (dB)
PK	72.68M	26.89	40.00	-13.11	-24.58	3	Vertical	360	1.00	-	51.47	11.52	0.85	36.95
PK	94.02M	30.75	43.50	-12.75	-21.27	3	Vertical	360	1.00	-	52.02	14.47	0.96	36.70
PK	321M	20.62	46.00	-25.38	-16.08	3	Vertical	360	1.00	-	36.70	18.69	1.71	36.48
PK	575.14M	24.88	46.00	-21.12	-9.56	3	Vertical	360	1.00	-	34.44	25.11	2.43	37.10
PK	776.9M	35.34	46.00	-10.66	-7.41	3	Vertical	360	1.00	-	42.75	27.36	2.77	37.54
PK	957.32M	33.08	46.00	-12.92	-4.19	3	Vertical	360	1.00	-	37.27	30.20	3.11	37.50

802.11b_Nss1,(1Mbps)_1TX

2437MHz_Adapter



Type	Freq (Hz)	Level (dBuV/m)	Limit (dBuV/m)	Margin (dB)	Factor (dB)	Dist (m)	Condition	Azimuth (°)	Height (m)	Comment	Raw (dBuV)	AF (dB)	CL (dB)	PA (dB)
PK	80.44M	24.10	40.00	-15.90	-23.41	3	Horizontal	0	1.00	-	47.51	12.55	0.89	36.85
PK	159.98M	32.29	43.50	-11.21	-19.37	3	Horizontal	0	1.00	-	51.66	15.77	1.23	36.37
PK	319.06M	30.75	46.00	-15.25	-16.12	3	Horizontal	0	1.00	-	46.87	18.64	1.71	36.47
PK	400.54M	24.34	46.00	-21.66	-13.53	3	Horizontal	0	1.00	-	37.87	21.13	1.91	36.57
PK	639.16M	27.24	46.00	-18.76	-9.09	3	Horizontal	0	1.00	-	36.33	25.54	2.59	37.22
PK	953.44M	32.93	46.00	-13.07	-4.32	3	Horizontal	0	1.00	-	37.25	30.12	3.10	37.54



Summary

Mode	Result	Type	Freq (Hz)	Level (dBuV/m)	Limit (dBuV/m)	Margin (dB)	Dist (m)	Condition	Azimuth (°)	Height (m)	Comments
2.4-2.4835GHz	-	-	-	-	-	-	-	-	-	-	-
802.11b_Nss1,(1Mbps)_1TX	Pass	AV	2.4835G	45.24	54.00	-8.76	3	Horizontal	330	1.10	-
802.11g_Nss1,(6Mbps)_1TX	Pass	AV	2.4835G	53.21	54.00	-0.79	3	Horizontal	356	1.56	-
802.11n HT20_Nss1,(MCS0)_1TX	Pass	AV	2.39G	52.35	54.00	-1.65	3	Horizontal	163	1.04	-
802.11n HT40_Nss1,(MCS0)_1TX	Pass	AV	2.39G	53.94	54.00	-0.06	3	Horizontal	355	1.16	-



Result

Mode	Result	Type	Freq (Hz)	Level (dBuV/m)	Limit (dBuV/m)	Margin (dB)	Dist (m)	Condition	Azimuth (°)	Height (m)	Comments
802.11b_Nss1,(1Mbps)_1TX	-	-	-	-	-	-	-	-	-	-	-
2412MHz_TX	Pass	AV	2.3646G	44.44	54.00	-9.56	3	Vertical	30	2.75	-
2412MHz_TX	Pass	AV	2.4128G	91.38	Inf	-Inf	3	Vertical	30	2.75	-
2412MHz_TX	Pass	PK	2.3884G	57.81	74.00	-16.19	3	Vertical	30	2.75	-
2412MHz_TX	Pass	PK	2.4126G	103.56	Inf	-Inf	3	Vertical	30	2.75	-
2412MHz_TX	Pass	AV	2.39G	45.05	54.00	-8.95	3	Horizontal	178	1.24	-
2412MHz_TX	Pass	AV	2.4128G	100.39	Inf	-Inf	3	Horizontal	178	1.24	-
2412MHz_TX	Pass	PK	2.373G	58.60	74.00	-15.40	3	Horizontal	178	1.24	-
2412MHz_TX	Pass	PK	2.4124G	110.62	Inf	-Inf	3	Horizontal	178	1.24	-
2412MHz_TX	Pass	AV	4.82312G	40.11	54.00	-13.89	3	Vertical	69	1.15	-
2412MHz_TX	Pass	PK	4.82468G	52.42	74.00	-21.58	3	Vertical	69	1.15	-
2412MHz_TX	Pass	AV	4.82316G	39.79	54.00	-14.21	3	Horizontal	210	1.00	-
2412MHz_TX	Pass	PK	4.82412G	50.94	74.00	-23.06	3	Horizontal	210	1.00	-
2437MHz_TX	Pass	AV	2.3502G	44.48	54.00	-9.52	3	Vertical	112	3.00	-
2437MHz_TX	Pass	AV	2.4378G	97.68	Inf	-Inf	3	Vertical	112	3.00	-
2437MHz_TX	Pass	AV	2.4874G	44.92	54.00	-9.08	3	Vertical	112	3.00	-
2437MHz_TX	Pass	PK	2.3534G	58.72	74.00	-15.28	3	Vertical	112	3.00	-
2437MHz_TX	Pass	PK	2.4374G	107.89	Inf	-Inf	3	Vertical	112	3.00	-
2437MHz_TX	Pass	PK	2.4862G	58.88	74.00	-15.12	3	Vertical	112	3.00	-
2437MHz_TX	Pass	AV	2.3754G	44.62	54.00	-9.38	3	Horizontal	176	1.18	-
2437MHz_TX	Pass	AV	2.4378G	99.14	Inf	-Inf	3	Horizontal	176	1.18	-
2437MHz_TX	Pass	AV	2.4842G	45.04	54.00	-8.96	3	Horizontal	176	1.18	-
2437MHz_TX	Pass	PK	2.3514G	58.13	74.00	-15.87	3	Horizontal	176	1.18	-
2437MHz_TX	Pass	PK	2.4374G	109.37	Inf	-Inf	3	Horizontal	176	1.18	-
2437MHz_TX	Pass	PK	2.497G	58.08	74.00	-15.92	3	Horizontal	176	1.18	-
2437MHz_TX	Pass	AV	4.8731G	39.98	54.00	-14.02	3	Vertical	83	1.00	-
2437MHz_TX	Pass	PK	4.874G	51.82	74.00	-22.18	3	Vertical	83	1.00	-
2437MHz_TX	Pass	AV	4.87316G	38.93	54.00	-15.07	3	Horizontal	183	1.07	-
2437MHz_TX	Pass	PK	4.87406G	50.10	74.00	-23.90	3	Horizontal	183	1.07	-
2462MHz_TX	Pass	AV	2.4628G	90.28	Inf	-Inf	3	Vertical	168	1.00	-
2462MHz_TX	Pass	AV	2.4932G	44.79	54.00	-9.21	3	Vertical	168	1.00	-
2462MHz_TX	Pass	PK	2.4624G	100.54	Inf	-Inf	3	Vertical	168	1.00	-
2462MHz_TX	Pass	PK	2.4844G	58.07	74.00	-15.93	3	Vertical	168	1.00	-
2462MHz_TX	Pass	AV	2.4628G	99.51	Inf	-Inf	3	Horizontal	330	1.10	-
2462MHz_TX	Pass	AV	2.4835G	45.24	54.00	-8.76	3	Horizontal	330	1.10	-
2462MHz_TX	Pass	PK	2.4624G	109.81	Inf	-Inf	3	Horizontal	330	1.10	-
2462MHz_TX	Pass	PK	2.4882G	58.53	74.00	-15.47	3	Horizontal	330	1.10	-
2462MHz_TX	Pass	AV	4.92312G	40.70	54.00	-13.30	3	Vertical	84	1.11	-
2462MHz_TX	Pass	PK	4.92404G	52.22	74.00	-21.78	3	Vertical	84	1.11	-
2462MHz_TX	Pass	AV	4.92312G	38.65	54.00	-15.35	3	Horizontal	209	3.00	-
2462MHz_TX	Pass	PK	4.92432G	50.32	74.00	-23.68	3	Horizontal	209	3.00	-
802.11g_Nss1,(6Mbps)_1TX	-	-	-	-	-	-	-	-	-	-	-
2412MHz_TX	Pass	AV	2.39G	46.53	54.00	-7.47	3	Vertical	56	2.94	-
2412MHz_TX	Pass	AV	2.417G	87.60	Inf	-Inf	3	Vertical	56	2.94	-
2412MHz_TX	Pass	PK	2.39G	59.35	74.00	-14.65	3	Vertical	56	2.94	-
2412MHz_TX	Pass	PK	2.4128G	97.24	Inf	-Inf	3	Vertical	56	2.94	-
2412MHz_TX	Pass	AV	2.39G	51.32	54.00	-2.68	3	Horizontal	178	1.25	-
2412MHz_TX	Pass	AV	2.417G	94.81	Inf	-Inf	3	Horizontal	178	1.25	-



Mode	Result	Type	Freq (Hz)	Level (dBuV/m)	Limit (dBuV/m)	Margin (dB)	Dist (m)	Condition	Azimuth (°)	Height (m)	Comments
2412MHz_TX	Pass	PK	2.389G	64.95	74.00	-9.05	3	Horizontal	178	1.25	-
2412MHz_TX	Pass	PK	2.4054G	104.59	Inf	-Inf	3	Horizontal	178	1.25	-
2412MHz_TX	Pass	AV	4.8259G	36.80	54.00	-17.20	3	Vertical	76	1.33	-
2412MHz_TX	Pass	PK	4.824G	51.77	74.00	-22.23	3	Vertical	76	1.33	-
2412MHz_TX	Pass	AV	4.82598G	36.33	54.00	-17.67	3	Horizontal	210	1.50	-
2412MHz_TX	Pass	PK	4.82418G	49.67	74.00	-24.33	3	Horizontal	210	1.50	-
2437MHz_TX	Pass	AV	2.3714G	44.60	54.00	-9.40	3	Vertical	97	1.08	-
2437MHz_TX	Pass	AV	2.4318G	88.97	Inf	-Inf	3	Vertical	97	1.08	-
2437MHz_TX	Pass	AV	2.4962G	45.01	54.00	-8.99	3	Vertical	97	1.08	-
2437MHz_TX	Pass	PK	2.363G	58.29	74.00	-15.71	3	Vertical	97	1.08	-
2437MHz_TX	Pass	PK	2.4302G	98.90	Inf	-Inf	3	Vertical	97	1.08	-
2437MHz_TX	Pass	PK	2.4866G	58.10	74.00	-15.90	3	Vertical	97	1.08	-
2437MHz_TX	Pass	AV	2.3534G	44.85	54.00	-9.15	3	Horizontal	162	1.50	-
2437MHz_TX	Pass	AV	2.4318G	96.09	Inf	-Inf	3	Horizontal	162	1.50	-
2437MHz_TX	Pass	AV	2.4835G	45.23	54.00	-8.77	3	Horizontal	162	1.50	-
2437MHz_TX	Pass	PK	2.3594G	58.84	74.00	-15.16	3	Horizontal	162	1.50	-
2437MHz_TX	Pass	PK	2.4302G	105.92	Inf	-Inf	3	Horizontal	162	1.50	-
2437MHz_TX	Pass	PK	2.4838G	57.75	74.00	-16.25	3	Horizontal	162	1.50	-
2437MHz_TX	Pass	AV	4.876G	35.09	54.00	-18.91	3	Vertical	156	1.50	-
2437MHz_TX	Pass	PK	4.8763G	48.34	74.00	-25.66	3	Vertical	156	1.50	-
2437MHz_TX	Pass	AV	4.87604G	36.41	54.00	-17.59	3	Horizontal	208	1.23	-
2437MHz_TX	Pass	PK	4.8746G	49.76	74.00	-24.24	3	Horizontal	208	1.23	-
2462MHz_TX	Pass	AV	2.4612G	85.03	Inf	-Inf	3	Vertical	324	2.45	-
2462MHz_TX	Pass	AV	2.4835G	45.68	54.00	-8.32	3	Vertical	324	2.45	-
2462MHz_TX	Pass	PK	2.4554G	94.64	Inf	-Inf	3	Vertical	324	2.45	-
2462MHz_TX	Pass	PK	2.4862G	58.47	74.00	-15.53	3	Vertical	324	2.45	-
2462MHz_TX	Pass	AV	2.4672G	95.98	Inf	-Inf	3	Horizontal	356	1.56	-
2462MHz_TX	Pass	AV	2.4835G	53.21	54.00	-0.79	3	Horizontal	356	1.56	-
2462MHz_TX	Pass	PK	2.4674G	105.37	Inf	-Inf	3	Horizontal	356	1.56	-
2462MHz_TX	Pass	PK	2.4835G	66.08	74.00	-7.92	3	Horizontal	356	1.56	-
2462MHz_TX	Pass	AV	4.92694G	33.85	54.00	-20.15	3	Vertical	24	3.00	-
2462MHz_TX	Pass	PK	4.93042G	47.48	74.00	-26.52	3	Vertical	24	3.00	-
2462MHz_TX	Pass	AV	4.9258G	35.61	54.00	-18.39	3	Horizontal	202	1.10	-
2462MHz_TX	Pass	PK	4.92574G	48.99	74.00	-25.01	3	Horizontal	202	1.10	-
802.11n HT20_Nss1,(MCS0)_1TX	-	-	-	-	-	-	-	-	-	-	-
2412MHz_TX	Pass	AV	2.39G	46.63	54.00	-7.37	3	Vertical	301	3.00	-
2412MHz_TX	Pass	AV	2.4172G	87.91	Inf	-Inf	3	Vertical	301	3.00	-
2412MHz_TX	Pass	PK	2.3894G	58.76	74.00	-15.24	3	Vertical	301	3.00	-
2412MHz_TX	Pass	PK	2.4168G	98.00	Inf	-Inf	3	Vertical	301	3.00	-
2412MHz_TX	Pass	AV	2.39G	52.35	54.00	-1.65	3	Horizontal	163	1.04	-
2412MHz_TX	Pass	AV	2.4068G	94.78	Inf	-Inf	3	Horizontal	163	1.04	-
2412MHz_TX	Pass	PK	2.3898G	64.88	74.00	-9.12	3	Horizontal	163	1.04	-
2412MHz_TX	Pass	PK	2.4044G	104.80	Inf	-Inf	3	Horizontal	163	1.04	-
2412MHz_TX	Pass	AV	4.82718G	36.28	54.00	-17.72	3	Vertical	79	1.35	-
2412MHz_TX	Pass	PK	4.8285G	49.70	74.00	-24.30	3	Vertical	79	1.35	-
2412MHz_TX	Pass	AV	4.82706G	36.51	54.00	-17.49	3	Horizontal	195	1.02	-
2412MHz_TX	Pass	PK	4.81794G	49.92	74.00	-24.08	3	Horizontal	195	1.02	-
2437MHz_TX	Pass	AV	2.3718G	44.62	54.00	-9.38	3	Vertical	326	2.85	-
2437MHz_TX	Pass	AV	2.4318G	84.24	Inf	-Inf	3	Vertical	326	2.85	-



Mode	Result	Type	Freq (Hz)	Level (dBuV/m)	Limit (dBuV/m)	Margin (dB)	Dist (m)	Condition	Azimuth (°)	Height (m)	Comments
2437MHz_TX	Pass	AV	2.4842G	45.07	54.00	-8.93	3	Vertical	326	2.85	-
2437MHz_TX	Pass	PK	2.3654G	58.12	74.00	-15.88	3	Vertical	326	2.85	-
2437MHz_TX	Pass	PK	2.4294G	94.22	Inf	-Inf	3	Vertical	326	2.85	-
2437MHz_TX	Pass	PK	2.4974G	58.09	74.00	-15.91	3	Vertical	326	2.85	-
2437MHz_TX	Pass	AV	2.369G	44.75	54.00	-9.25	3	Horizontal	350	1.42	-
2437MHz_TX	Pass	AV	2.4422G	95.85	Inf	-Inf	3	Horizontal	350	1.42	-
2437MHz_TX	Pass	AV	2.4994G	45.19	54.00	-8.81	3	Horizontal	350	1.42	-
2437MHz_TX	Pass	PK	2.3566G	58.60	74.00	-15.40	3	Horizontal	350	1.42	-
2437MHz_TX	Pass	PK	2.4418G	105.99	Inf	-Inf	3	Horizontal	350	1.42	-
2437MHz_TX	Pass	PK	2.4914G	58.56	74.00	-15.44	3	Horizontal	350	1.42	-
2437MHz_TX	Pass	AV	4.87736G	35.89	54.00	-18.11	3	Vertical	98	2.43	-
2437MHz_TX	Pass	PK	4.87742G	49.13	74.00	-24.87	3	Vertical	98	2.43	-
2437MHz_TX	Pass	AV	4.87928G	35.50	54.00	-18.50	3	Horizontal	77	1.60	-
2437MHz_TX	Pass	PK	4.87808G	47.00	74.00	-27.00	3	Horizontal	77	1.60	-
2462MHz_TX	Pass	AV	2.4672G	89.81	Inf	-Inf	3	Vertical	92	2.85	-
2462MHz_TX	Pass	AV	2.4835G	49.15	54.00	-4.85	3	Vertical	92	2.85	-
2462MHz_TX	Pass	PK	2.4668G	99.94	Inf	-Inf	3	Vertical	92	2.85	-
2462MHz_TX	Pass	PK	2.4844G	62.82	74.00	-11.18	3	Vertical	92	2.85	-
2462MHz_TX	Pass	AV	2.4566G	95.13	Inf	-Inf	3	Horizontal	162	1.00	-
2462MHz_TX	Pass	AV	2.4835G	52.20	54.00	-1.80	3	Horizontal	162	1.00	-
2462MHz_TX	Pass	PK	2.4628G	105.29	Inf	-Inf	3	Horizontal	162	1.00	-
2462MHz_TX	Pass	PK	2.4844G	66.81	74.00	-7.19	3	Horizontal	162	1.00	-
2462MHz_TX	Pass	AV	4.92892G	36.79	54.00	-17.21	3	Vertical	129	1.34	-
2462MHz_TX	Pass	PK	4.92694G	48.42	74.00	-25.58	3	Vertical	129	1.34	-
2462MHz_TX	Pass	AV	4.92142G	35.04	54.00	-18.96	3	Horizontal	193	1.25	-
2462MHz_TX	Pass	PK	4.9213G	48.69	74.00	-25.31	3	Horizontal	193	1.25	-
802.11n HT40_Nss1,(MCS0)_1TX	-	-	-	-	-	-	-	-	-	-	-
2422MHz_TX	Pass	AV	2.39G	48.87	54.00	-5.13	3	Vertical	93	2.97	-
2422MHz_TX	Pass	AV	2.434G	88.01	Inf	-Inf	3	Vertical	93	2.97	-
2422MHz_TX	Pass	AV	2.4835G	45.91	54.00	-8.09	3	Vertical	93	2.97	-
2422MHz_TX	Pass	PK	2.3888G	60.76	74.00	-13.24	3	Vertical	93	2.97	-
2422MHz_TX	Pass	PK	2.4348G	98.21	Inf	-Inf	3	Vertical	93	2.97	-
2422MHz_TX	Pass	PK	2.4916G	59.13	74.00	-14.87	3	Vertical	93	2.97	-
2422MHz_TX	Pass	AV	2.39G	53.94	54.00	-0.06	3	Horizontal	355	1.16	-
2422MHz_TX	Pass	AV	2.434G	92.59	Inf	-Inf	3	Horizontal	355	1.16	-
2422MHz_TX	Pass	AV	2.4835G	47.61	54.00	-6.39	3	Horizontal	355	1.16	-
2422MHz_TX	Pass	PK	2.3868G	66.45	74.00	-7.55	3	Horizontal	355	1.16	-
2422MHz_TX	Pass	PK	2.4348G	102.75	Inf	-Inf	3	Horizontal	355	1.16	-
2422MHz_TX	Pass	PK	2.4835G	60.67	74.00	-13.33	3	Horizontal	355	1.16	-
2422MHz_TX	Pass	AV	4.84388G	35.20	54.00	-18.80	3	Vertical	78	1.12	-
2422MHz_TX	Pass	PK	4.829G	48.56	74.00	-25.44	3	Vertical	78	1.12	-
2422MHz_TX	Pass	AV	4.82996G	34.03	54.00	-19.97	3	Horizontal	264	1.26	-
2422MHz_TX	Pass	PK	4.84106G	47.49	74.00	-26.51	3	Horizontal	264	1.26	-
2437MHz_TX	Pass	AV	2.3898G	45.71	54.00	-8.29	3	Vertical	92	2.96	-
2437MHz_TX	Pass	AV	2.449G	88.47	Inf	-Inf	3	Vertical	92	2.96	-
2437MHz_TX	Pass	AV	2.4835G	48.72	54.00	-5.28	3	Vertical	92	2.96	-
2437MHz_TX	Pass	PK	2.3534G	58.68	74.00	-15.32	3	Vertical	92	2.96	-
2437MHz_TX	Pass	PK	2.4474G	98.92	Inf	-Inf	3	Vertical	92	2.96	-
2437MHz_TX	Pass	PK	2.4854G	60.76	74.00	-13.24	3	Vertical	92	2.96	-



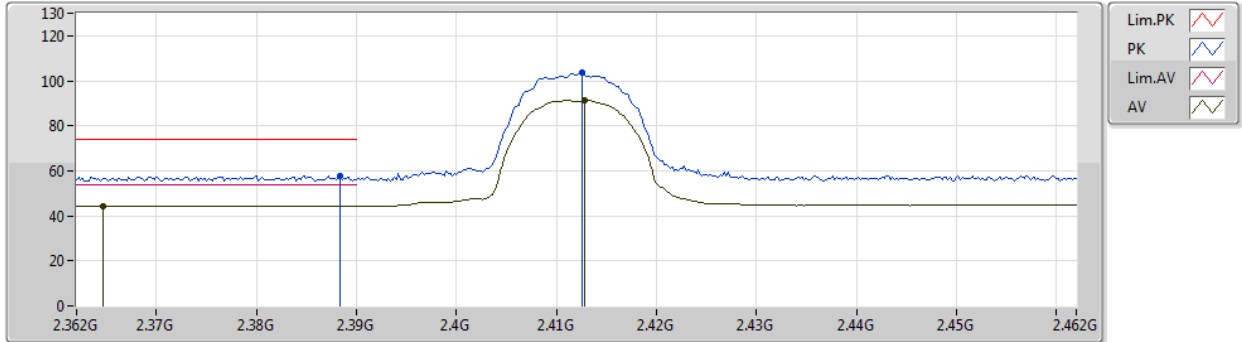
Mode	Result	Type	Freq (Hz)	Level (dBuV/m)	Limit (dBuV/m)	Margin (dB)	Dist (m)	Condition	Azimuth (°)	Height (m)	Comments
2437MHz_TX	Pass	AV	2.3898G	49.09	54.00	-4.91	3	Horizontal	162	1.01	-
2437MHz_TX	Pass	AV	2.4494G	92.29	Inf	-Inf	3	Horizontal	162	1.01	-
2437MHz_TX	Pass	AV	2.4835G	51.53	54.00	-2.47	3	Horizontal	162	1.01	-
2437MHz_TX	Pass	PK	2.3882G	61.73	74.00	-12.27	3	Horizontal	162	1.01	-
2437MHz_TX	Pass	PK	2.447G	102.59	Inf	-Inf	3	Horizontal	162	1.01	-
2437MHz_TX	Pass	PK	2.4842G	64.27	74.00	-9.73	3	Horizontal	162	1.01	-
2437MHz_TX	Pass	AV	4.87994G	34.77	54.00	-19.23	3	Vertical	203	1.50	-
2437MHz_TX	Pass	PK	4.87214G	47.65	74.00	-26.35	3	Vertical	203	1.50	-
2437MHz_TX	Pass	AV	4.87388G	34.93	54.00	-19.07	3	Horizontal	200	1.00	-
2437MHz_TX	Pass	PK	4.87376G	47.96	74.00	-26.04	3	Horizontal	200	1.00	-
2447MHz_TX	Pass	AV	2.3894G	44.99	54.00	-9.01	3	Vertical	92	3.00	-
2447MHz_TX	Pass	AV	2.4486G	87.51	Inf	-Inf	3	Vertical	92	3.00	-
2447MHz_TX	Pass	AV	2.4835G	49.43	54.00	-4.57	3	Vertical	92	3.00	-
2447MHz_TX	Pass	PK	2.3742G	58.27	74.00	-15.73	3	Vertical	92	3.00	-
2447MHz_TX	Pass	PK	2.4574G	97.64	Inf	-Inf	3	Vertical	92	3.00	-
2447MHz_TX	Pass	PK	2.4842G	61.60	74.00	-12.40	3	Vertical	92	3.00	-
2447MHz_TX	Pass	AV	2.3886G	46.46	54.00	-7.54	3	Horizontal	161	1.00	-
2447MHz_TX	Pass	AV	2.4562G	91.74	Inf	-Inf	3	Horizontal	161	1.00	-
2447MHz_TX	Pass	AV	2.4846G	53.93	54.00	-0.07	3	Horizontal	161	1.00	-
2447MHz_TX	Pass	PK	2.3866G	59.73	74.00	-14.27	3	Horizontal	161	1.00	-
2447MHz_TX	Pass	PK	2.4574G	101.97	Inf	-Inf	3	Horizontal	161	1.00	-
2447MHz_TX	Pass	PK	2.4846G	66.34	74.00	-7.66	3	Horizontal	161	1.00	-
2452MHz_TX	Pass	AV	2.39G	44.73	54.00	-9.27	3	Vertical	92	3.00	-
2452MHz_TX	Pass	AV	2.4408G	87.28	Inf	-Inf	3	Vertical	92	3.00	-
2452MHz_TX	Pass	AV	2.4835G	49.17	54.00	-4.83	3	Vertical	92	3.00	-
2452MHz_TX	Pass	PK	2.3708G	57.58	74.00	-16.42	3	Vertical	92	3.00	-
2452MHz_TX	Pass	PK	2.4432G	97.40	Inf	-Inf	3	Vertical	92	3.00	-
2452MHz_TX	Pass	PK	2.4848G	61.88	74.00	-12.12	3	Vertical	92	3.00	-
2452MHz_TX	Pass	AV	2.39G	45.36	54.00	-8.64	3	Horizontal	356	1.11	-
2452MHz_TX	Pass	AV	2.464G	91.29	Inf	-Inf	3	Horizontal	356	1.11	-
2452MHz_TX	Pass	AV	2.4835G	53.21	54.00	-0.79	3	Horizontal	356	1.11	-
2452MHz_TX	Pass	PK	2.3584G	58.50	74.00	-15.50	3	Horizontal	356	1.11	-
2452MHz_TX	Pass	PK	2.462G	101.73	Inf	-Inf	3	Horizontal	356	1.11	-
2452MHz_TX	Pass	PK	2.486G	65.68	74.00	-8.32	3	Horizontal	356	1.11	-
2452MHz_TX	Pass	AV	4.889G	34.98	54.00	-19.02	3	Vertical	178	2.02	-
2452MHz_TX	Pass	PK	4.8938G	47.47	74.00	-26.53	3	Vertical	178	2.02	-
2452MHz_TX	Pass	AV	4.90412G	34.55	54.00	-19.45	3	Horizontal	195	1.10	-
2452MHz_TX	Pass	PK	4.89398G	47.96	74.00	-26.04	3	Horizontal	195	1.10	-



802.11b_Nss1,(1Mbps)_1TX

24/07/2020

2412MHz_TX

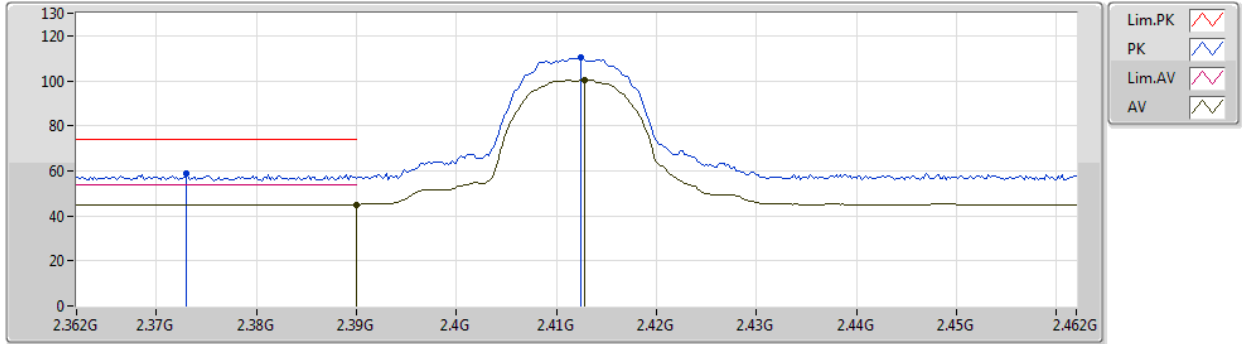


Type	Freq (Hz)	Level (dBuV/m)	Limit (dBuV/m)	Margin (dB)	Factor (dB)	Dist (m)	Condition	Azimuth (°)	Height (m)	Comment	Raw (dBuV)	AF (dB)	CL (dB)	PA (dB)
AV	2.3646G	44.44	54.00	-9.56	32.77	3	Vertical	30	2.75	-	11.67	27.74	5.03	-
AV	2.4128G	91.38	Inf	-Inf	32.72	3	Vertical	30	2.75	-	58.66	27.60	5.12	-
PK	2.3884G	57.81	74.00	-16.19	32.73	3	Vertical	30	2.75	-	25.08	27.65	5.08	-
PK	2.4126G	103.56	Inf	-Inf	32.72	3	Vertical	30	2.75	-	70.84	27.60	5.12	-

802.11b_Nss1,(1Mbps)_1TX

24/07/2020

2412MHz_TX



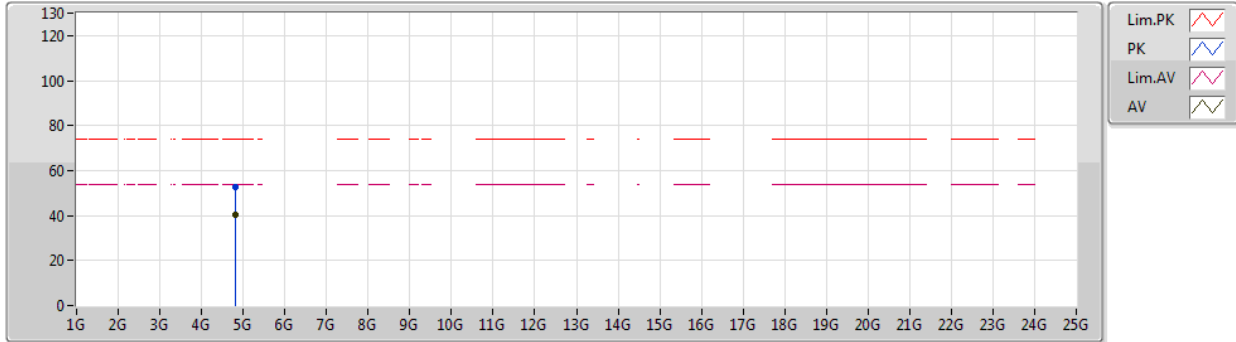
Type	Freq (Hz)	Level (dBuV/m)	Limit (dBuV/m)	Margin (dB)	Factor (dB)	Dist (m)	Condition	Azimuth (°)	Height (m)	Comment	Raw (dBuV)	AF (dB)	CL (dB)	PA (dB)
AV	2.39G	45.05	54.00	-8.95	32.72	3	Horizontal	178	1.24	-	12.33	27.64	5.08	-
AV	2.4128G	100.39	Inf	-Inf	32.72	3	Horizontal	178	1.24	-	67.67	27.60	5.12	-
PK	2.373G	58.60	74.00	-15.40	32.76	3	Horizontal	178	1.24	-	25.84	27.71	5.05	-
PK	2.4124G	110.62	Inf	-Inf	32.72	3	Horizontal	178	1.24	-	77.90	27.60	5.12	-



802.11b_Nss1,(1Mbps)_1TX

24/07/2020

2412MHz_TX



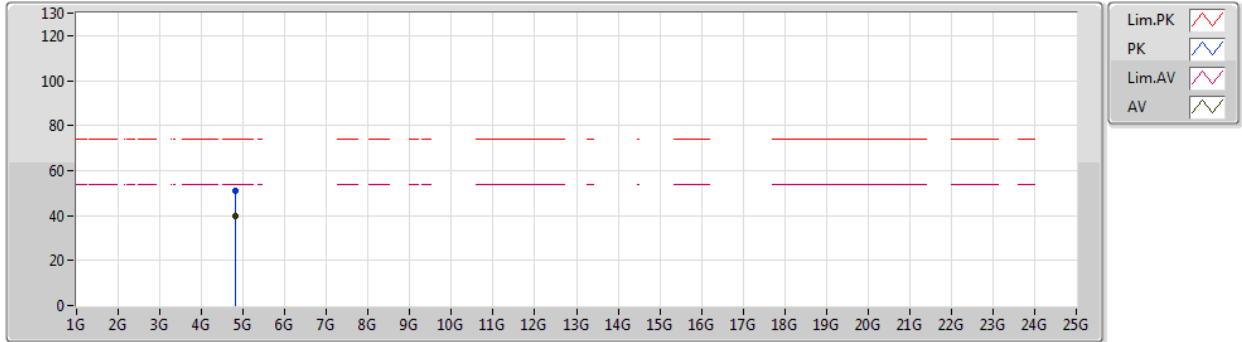
Type	Freq (Hz)	Level (dBuV/m)	Limit (dBuV/m)	Margin (dB)	Factor (dB)	Dist (m)	Condition	Azimuth (°)	Height (m)	Comment	Raw (dBuV)	AF (dB)	CL (dB)	PA (dB)
AV	4.82312G	40.11	54.00	-13.89	7.98	3	Vertical	69	1.15	-	32.13	31.19	7.32	30.53
PK	4.82468G	52.42	74.00	-21.58	7.99	3	Vertical	69	1.15	-	44.43	31.20	7.32	30.53



802.11b_Nss1,(1Mbps)_1TX

24/07/2020

2412MHz_TX

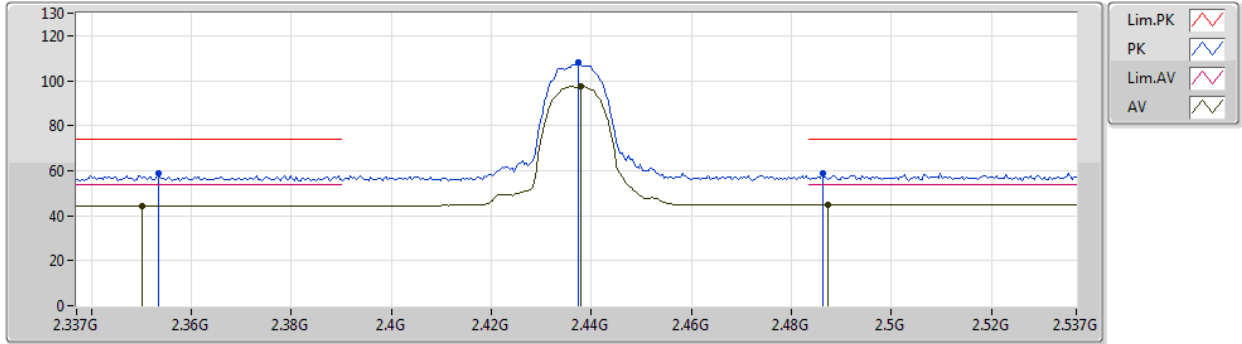


Type	Freq (Hz)	Level (dBuV/m)	Limit (dBuV/m)	Margin (dB)	Factor (dB)	Dist (m)	Condition	Azimuth (°)	Height (m)	Comment	Raw (dBuV)	AF (dB)	CL (dB)	PA (dB)
AV	4.82316G	39.79	54.00	-14.21	7.98	3	Horizontal	210	1.00	-	31.81	31.19	7.32	30.53
PK	4.82412G	50.94	74.00	-23.06	7.99	3	Horizontal	210	1.00	-	42.95	31.20	7.32	30.53

802.11b_Nss1,(1Mbps)_1TX

24/07/2020

2437MHz_TX



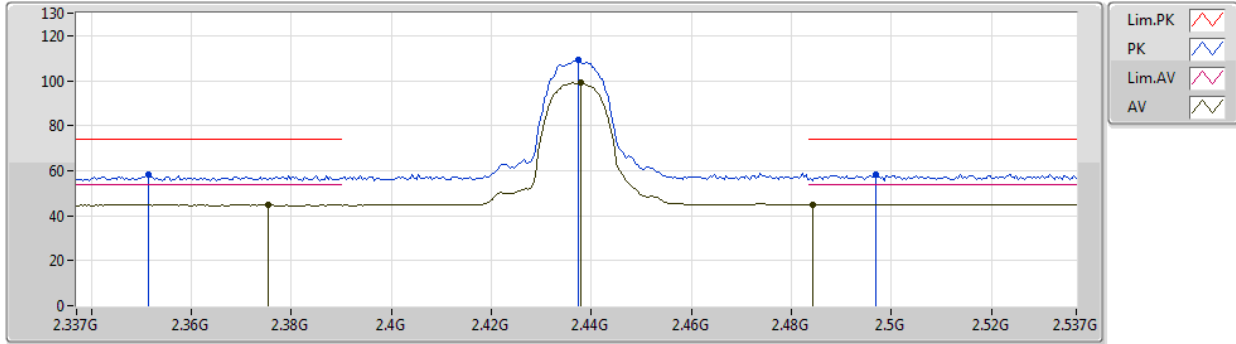
Type	Freq (Hz)	Level (dBuV/m)	Limit (dBuV/m)	Margin (dB)	Factor (dB)	Dist (m)	Condition	Azimuth (°)	Height (m)	Comment	Raw (dBuV)	AF (dB)	CL (dB)	PA (dB)
AV	2.3502G	44.48	54.00	-9.52	32.80	3	Vertical	112	3.00	-	11.68	27.80	5.00	-
AV	2.4378G	97.68	Inf	-Inf	32.76	3	Vertical	112	3.00	-	64.92	27.60	5.16	-
AV	2.4874G	44.92	54.00	-9.08	32.83	3	Vertical	112	3.00	-	12.09	27.60	5.23	-
PK	2.3534G	58.72	74.00	-15.28	32.80	3	Vertical	112	3.00	-	25.92	27.79	5.01	-
PK	2.4374G	107.89	Inf	-Inf	32.76	3	Vertical	112	3.00	-	75.13	27.60	5.16	-
PK	2.4862G	58.88	74.00	-15.12	32.83	3	Vertical	112	3.00	-	26.05	27.60	5.23	-



802.11b_Nss1,(1Mbps)_1TX

24/07/2020

2437MHz_TX



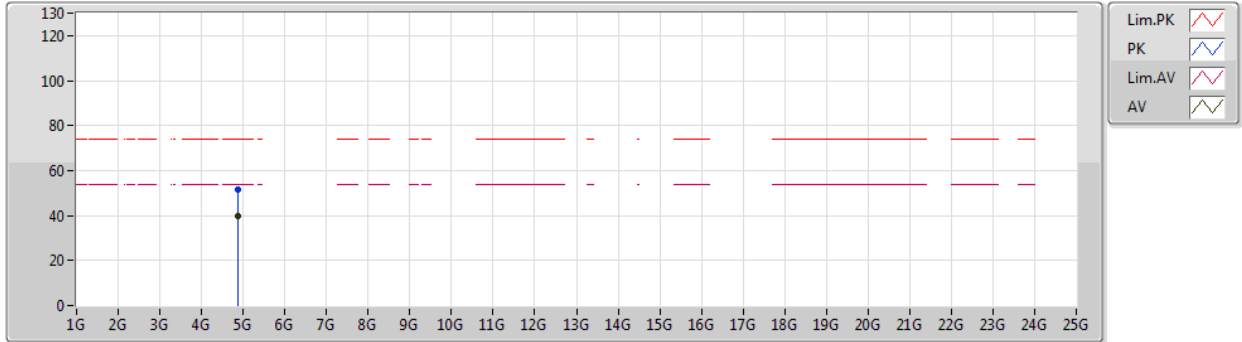
Type	Freq (Hz)	Level (dBuV/m)	Limit (dBuV/m)	Margin (dB)	Factor (dB)	Dist (m)	Condition	Azimuth (°)	Height (m)	Comment	Raw (dBuV)	AF (dB)	CL (dB)	PA (dB)
AV	2.3754G	44.62	54.00	-9.38	32.75	3	Horizontal	176	1.18	-	11.87	27.70	5.05	-
AV	2.4378G	99.14	Inf	-Inf	32.76	3	Horizontal	176	1.18	-	66.38	27.60	5.16	-
AV	2.4842G	45.04	54.00	-8.96	32.83	3	Horizontal	176	1.18	-	12.21	27.60	5.23	-
PK	2.3514G	58.13	74.00	-15.87	32.79	3	Horizontal	176	1.18	-	25.34	27.79	5.00	-
PK	2.4374G	109.37	Inf	-Inf	32.76	3	Horizontal	176	1.18	-	76.61	27.60	5.16	-
PK	2.497G	58.08	74.00	-15.92	32.85	3	Horizontal	176	1.18	-	25.23	27.60	5.25	-



802.11b_Nss1,(1Mbps)_1TX

24/07/2020

2437MHz_TX



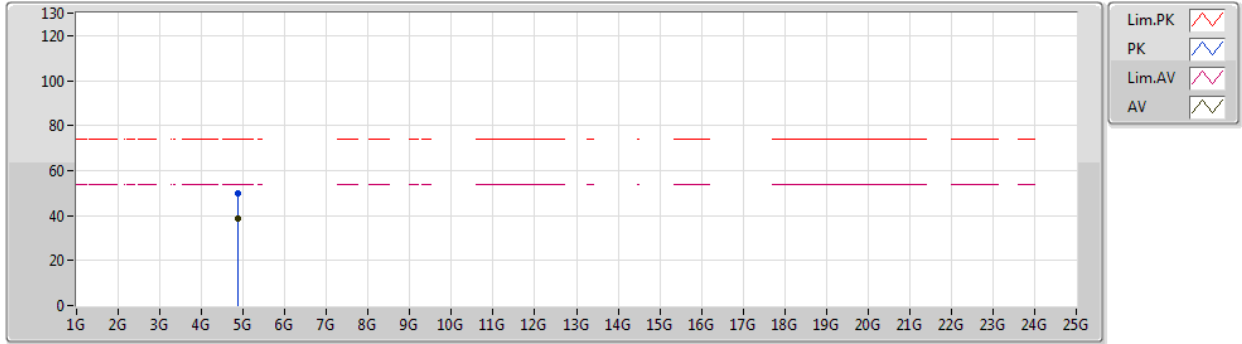
Type	Freq (Hz)	Level (dBuV/m)	Limit (dBuV/m)	Margin (dB)	Factor (dB)	Dist (m)	Condition	Azimuth (°)	Height (m)	Comment	Raw (dBuV)	AF (dB)	CL (dB)	PA (dB)
AV	4.8731G	39.98	54.00	-14.02	8.09	3	Vertical	83	1.00	-	31.89	31.25	7.37	30.53
PK	4.874G	51.82	74.00	-22.18	8.09	3	Vertical	83	1.00	-	43.73	31.25	7.37	30.53



802.11b_Nss1,(1Mbps)_1TX

24/07/2020

2437MHz_TX

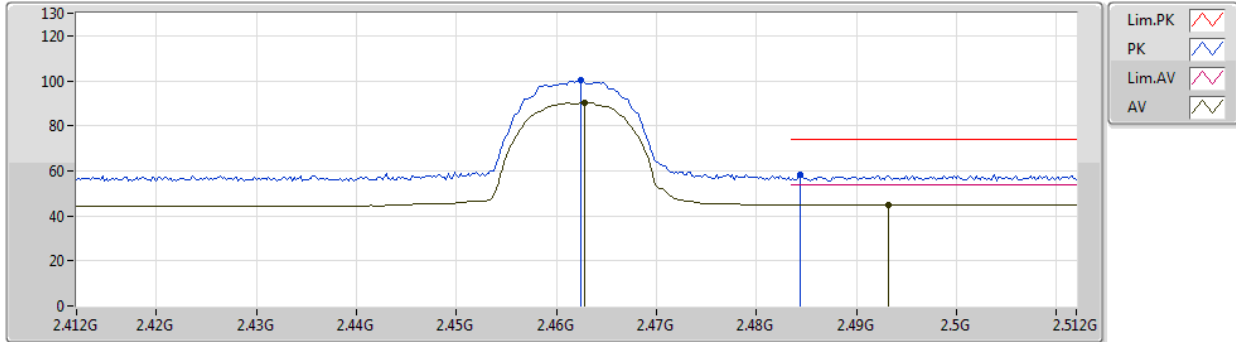


Type	Freq (Hz)	Level (dBuV/m)	Limit (dBuV/m)	Margin (dB)	Factor (dB)	Dist (m)	Condition	Azimuth (°)	Height (m)	Comment	Raw (dBuV)	AF (dB)	CL (dB)	PA (dB)
AV	4.87316G	38.93	54.00	-15.07	8.09	3	Horizontal	183	1.07	-	30.84	31.25	7.37	30.53
PK	4.87406G	50.10	74.00	-23.90	8.09	3	Horizontal	183	1.07	-	42.01	31.25	7.37	30.53

802.11b_Nss1,(1Mbps)_1TX

24/07/2020

2462MHz_TX

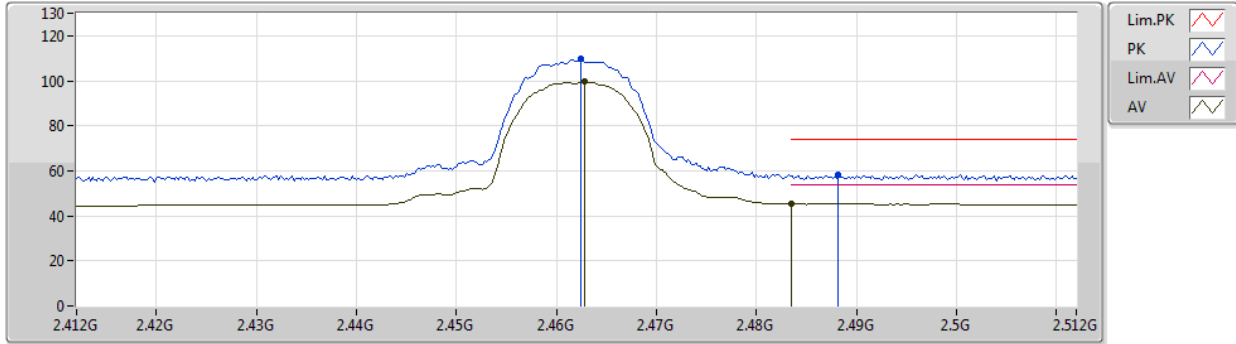


Type	Freq (Hz)	Level (dBuV/m)	Limit (dBuV/m)	Margin (dB)	Factor (dB)	Dist (m)	Condition	Azimuth (°)	Height (m)	Comment	Raw (dBuV)	AF (dB)	CL (dB)	PA (dB)
AV	2.4628G	90.28	Inf	-Inf	32.79	3	Vertical	168	1.00	-	57.49	27.60	5.19	-
AV	2.4932G	44.79	54.00	-9.21	32.84	3	Vertical	168	1.00	-	11.95	27.60	5.24	-
PK	2.4624G	100.54	Inf	-Inf	32.79	3	Vertical	168	1.00	-	67.75	27.60	5.19	-
PK	2.4844G	58.07	74.00	-15.93	32.83	3	Vertical	168	1.00	-	25.24	27.60	5.23	-

802.11b_Nss1,(1Mbps)_1TX

24/07/2020

2462MHz_TX



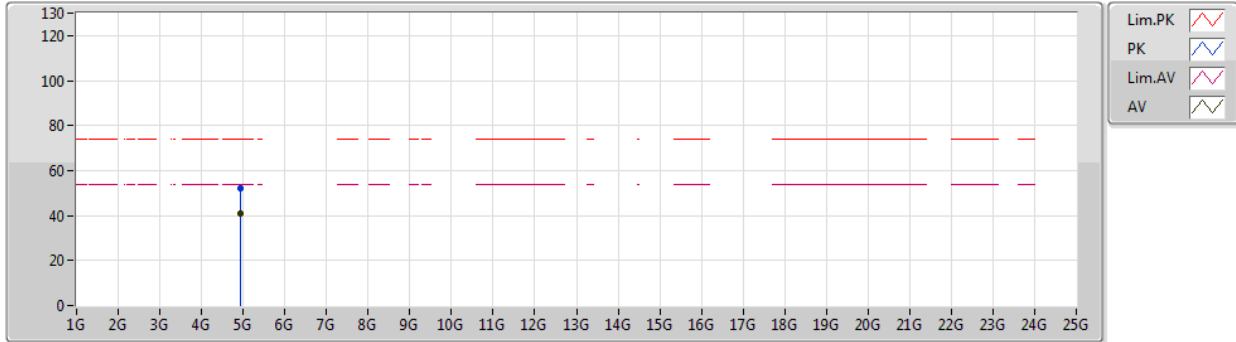
Type	Freq (Hz)	Level (dBuV/m)	Limit (dBuV/m)	Margin (dB)	Factor (dB)	Dist (m)	Condition	Azimuth (°)	Height (m)	Comment	Raw (dBuV)	AF (dB)	CL (dB)	PA (dB)
AV	2.4628G	99.51	Inf	-Inf	32.79	3	Horizontal	330	1.10	-	66.72	27.60	5.19	-
AV	2.4835G	45.24	54.00	-8.76	32.83	3	Horizontal	330	1.10	-	12.41	27.60	5.23	-
PK	2.4624G	109.81	Inf	-Inf	32.79	3	Horizontal	330	1.10	-	77.02	27.60	5.19	-
PK	2.4882G	58.53	74.00	-15.47	32.83	3	Horizontal	330	1.10	-	25.70	27.60	5.23	-



802.11b_Nss1,(1Mbps)_1TX

24/07/2020

2462MHz_TX



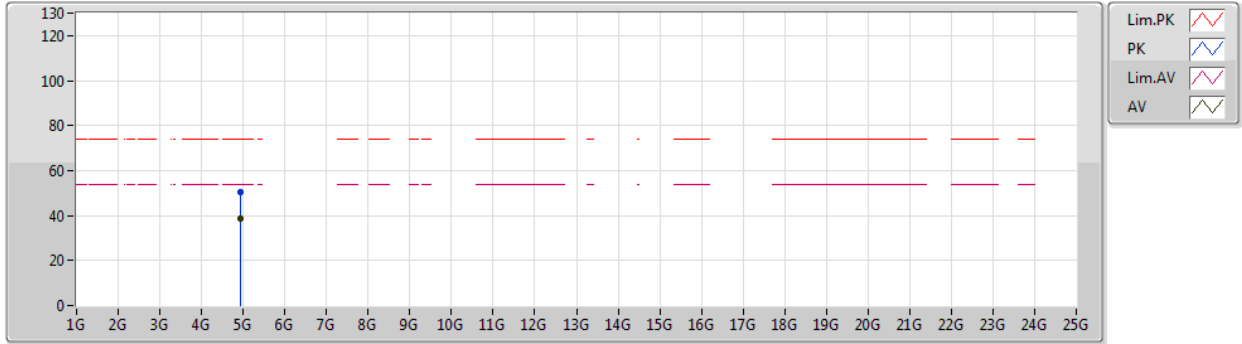
Type	Freq (Hz)	Level (dBuV/m)	Limit (dBuV/m)	Margin (dB)	Factor (dB)	Dist (m)	Condition	Azimuth (°)	Height (m)	Comment	Raw (dBuV)	AF (dB)	CL (dB)	PA (dB)
AV	4.92312G	40.70	54.00	-13.30	8.17	3	Vertical	84	1.11	-	32.53	31.29	7.42	30.54
PK	4.92404G	52.22	74.00	-21.78	8.18	3	Vertical	84	1.11	-	44.04	31.30	7.42	30.54



802.11b_Nss1,(1Mbps)_1TX

24/07/2020

2462MHz_TX

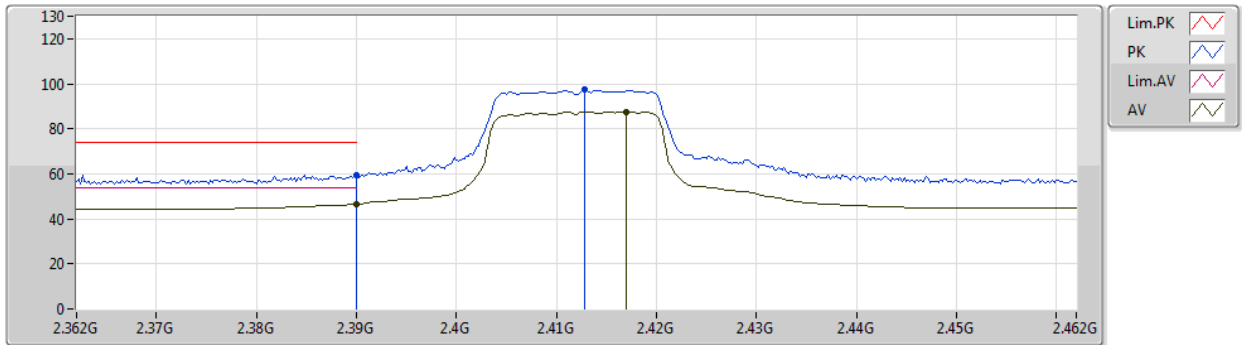


Type	Freq (Hz)	Level (dBuV/m)	Limit (dBuV/m)	Margin (dB)	Factor (dB)	Dist (m)	Condition	Azimuth (°)	Height (m)	Comment	Raw (dBuV)	AF (dB)	CL (dB)	PA (dB)
AV	4.92312G	38.65	54.00	-15.35	8.17	3	Horizontal	209	3.00	-	30.48	31.29	7.42	30.54
PK	4.92432G	50.32	74.00	-23.68	8.18	3	Horizontal	209	3.00	-	42.14	31.30	7.42	30.54

802.11g_Nss1,(6Mbps)_1TX

24/07/2020

2412MHz_TX

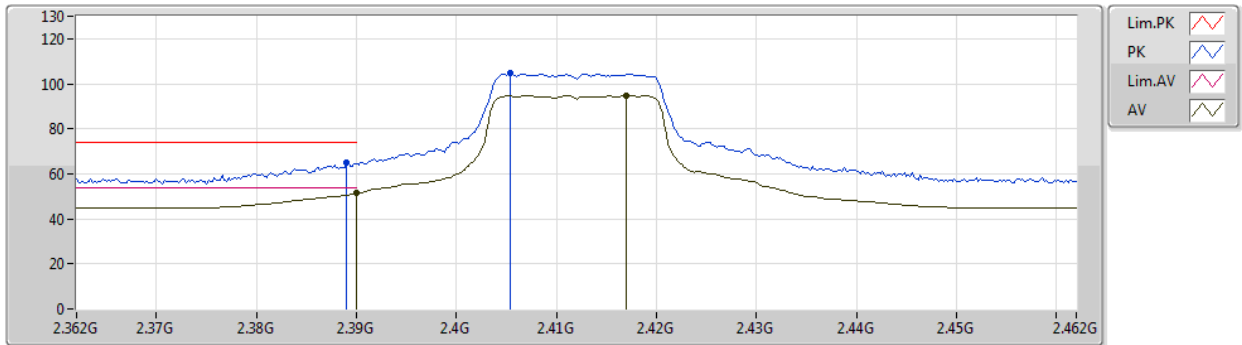


Type	Freq (Hz)	Level (dBuV/m)	Limit (dBuV/m)	Margin (dB)	Factor (dB)	Dist (m)	Condition	Azimuth (°)	Height (m)	Comment	Raw (dBuV)	AF (dB)	CL (dB)	PA (dB)
AV	2.39G	46.53	54.00	-7.47	32.72	3	Vertical	56	2.94	-	13.81	27.64	5.08	-
AV	2.417G	87.60	Inf	-Inf	32.73	3	Vertical	56	2.94	-	54.87	27.60	5.13	-
PK	2.39G	59.35	74.00	-14.65	32.72	3	Vertical	56	2.94	-	26.63	27.64	5.08	-
PK	2.4128G	97.24	Inf	-Inf	32.72	3	Vertical	56	2.94	-	64.52	27.60	5.12	-

802.11g_Nss1,(6Mbps)_1TX

24/07/2020

2412MHz_TX



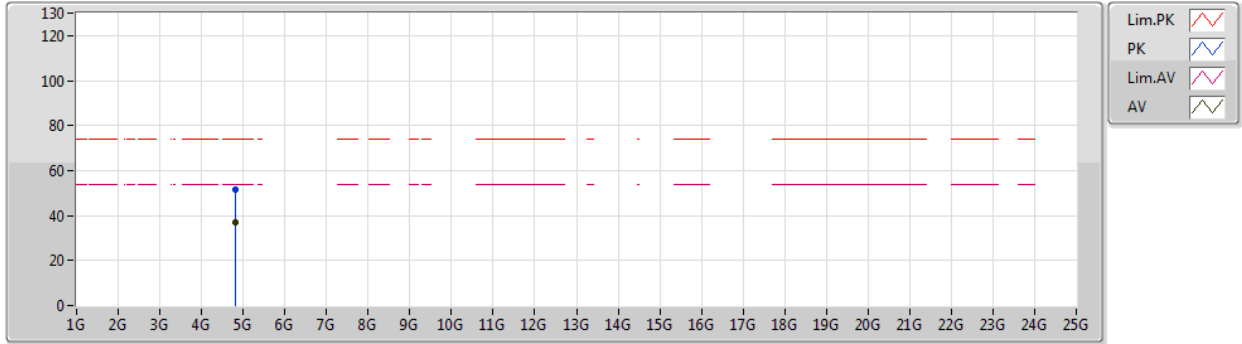
Type	Freq (Hz)	Level (dBuV/m)	Limit (dBuV/m)	Margin (dB)	Factor (dB)	Dist (m)	Condition	Azimuth (°)	Height (m)	Comment	Raw (dBuV)	AF (dB)	CL (dB)	PA (dB)
AV	2.39G	51.32	54.00	-2.68	32.72	3	Horizontal	178	1.25	-	18.60	27.64	5.08	-
AV	2.417G	94.81	Inf	-Inf	32.73	3	Horizontal	178	1.25	-	62.08	27.60	5.13	-
PK	2.389G	64.95	74.00	-9.05	32.72	3	Horizontal	178	1.25	-	32.23	27.64	5.08	-
PK	2.4054G	104.59	Inf	-Inf	32.71	3	Horizontal	178	1.25	-	71.88	27.60	5.11	-



802.11g_Nss1,(6Mbps)_1TX

24/07/2020

2412MHz_TX



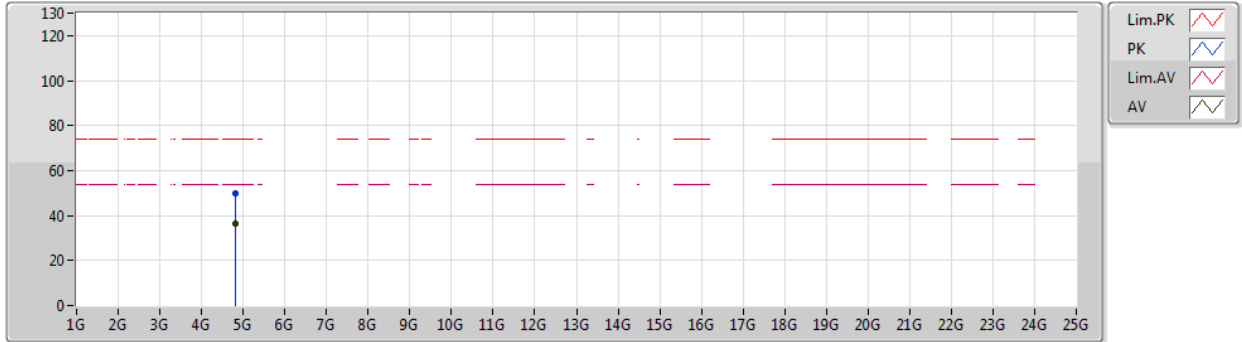
Type	Freq (Hz)	Level (dBuV/m)	Limit (dBuV/m)	Margin (dB)	Factor (dB)	Dist (m)	Condition	Azimuth (°)	Height (m)	Comment	Raw (dBuV)	AF (dB)	CL (dB)	PA (dB)
AV	4.8259G	36.80	54.00	-17.20	8.00	3	Vertical	76	1.33	-	28.80	31.20	7.33	30.53
PK	4.824G	51.77	74.00	-22.23	7.99	3	Vertical	76	1.33	-	43.78	31.20	7.32	30.53



802.11g_Nss1,(6Mbps)_1TX

24/07/2020

2412MHz_TX

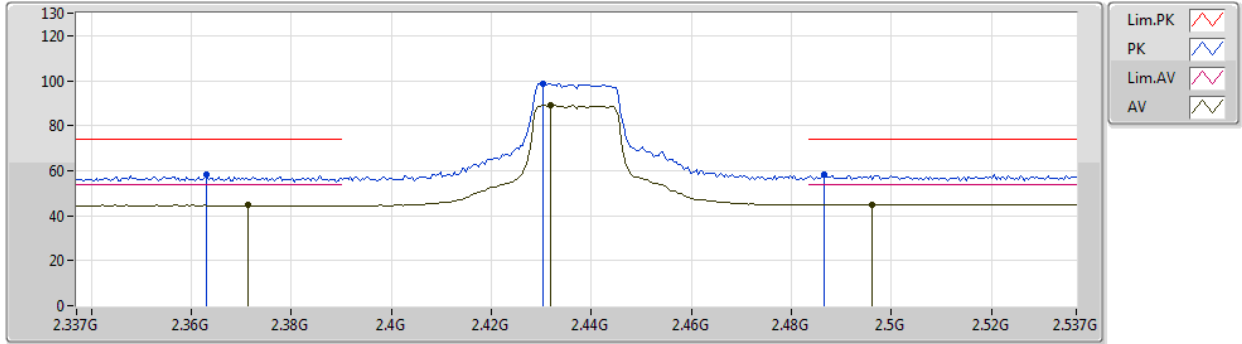


Type	Freq (Hz)	Level (dBuV/m)	Limit (dBuV/m)	Margin (dB)	Factor (dB)	Dist (m)	Condition	Azimuth (°)	Height (m)	Comment	Raw (dBuV)	AF (dB)	CL (dB)	PA (dB)
AV	4.82598G	36.33	54.00	-17.67	8.00	3	Horizontal	210	1.50	-	28.33	31.20	7.33	30.53
PK	4.82418G	49.67	74.00	-24.33	7.99	3	Horizontal	210	1.50	-	41.68	31.20	7.32	30.53

802.11g_Nss1,(6Mbps)_1TX

24/07/2020

2437MHz_TX



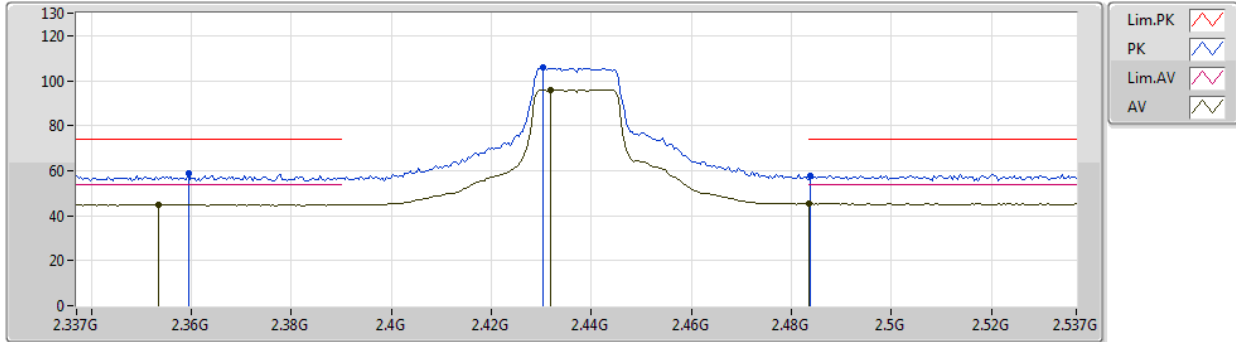
Type	Freq (Hz)	Level (dBuV/m)	Limit (dBuV/m)	Margin (dB)	Factor (dB)	Dist (m)	Condition	Azimuth (°)	Height (m)	Comment	Raw (dBuV)	AF (dB)	CL (dB)	PA (dB)
AV	2.3714G	44.60	54.00	-9.40	32.75	3	Vertical	97	1.08	-	11.85	27.71	5.04	-
AV	2.4318G	88.97	Inf	-Inf	32.75	3	Vertical	97	1.08	-	56.22	27.60	5.15	-
AV	2.4962G	45.01	54.00	-8.99	32.84	3	Vertical	97	1.08	-	12.17	27.60	5.24	-
PK	2.363G	58.29	74.00	-15.71	32.78	3	Vertical	97	1.08	-	25.51	27.75	5.03	-
PK	2.4302G	98.90	Inf	-Inf	32.75	3	Vertical	97	1.08	-	66.15	27.60	5.15	-
PK	2.4866G	58.10	74.00	-15.90	32.83	3	Vertical	97	1.08	-	25.27	27.60	5.23	-



802.11g_Nss1,(6Mbps)_1TX

24/07/2020

2437MHz_TX



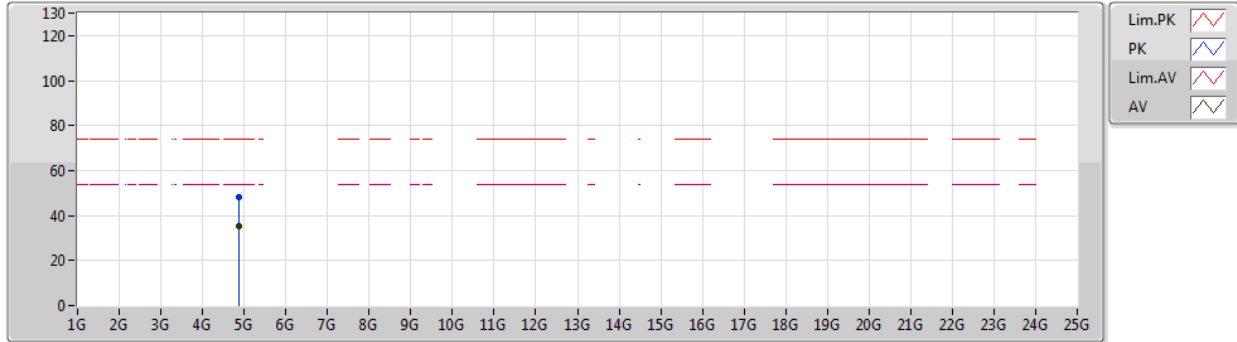
Type	Freq (Hz)	Level (dBuV/m)	Limit (dBuV/m)	Margin (dB)	Factor (dB)	Dist (m)	Condition	Azimuth (°)	Height (m)	Comment	Raw (dBuV)	AF (dB)	CL (dB)	PA (dB)
AV	2.3534G	44.85	54.00	-9.15	32.80	3	Horizontal	162	1.50	-	12.05	27.79	5.01	-
AV	2.4318G	96.09	Inf	-Inf	32.75	3	Horizontal	162	1.50	-	63.34	27.60	5.15	-
AV	2.4835G	45.23	54.00	-8.77	32.83	3	Horizontal	162	1.50	-	12.40	27.60	5.23	-
PK	2.3594G	58.84	74.00	-15.16	32.78	3	Horizontal	162	1.50	-	26.06	27.76	5.02	-
PK	2.4302G	105.92	Inf	-Inf	32.75	3	Horizontal	162	1.50	-	73.17	27.60	5.15	-
PK	2.4838G	57.75	74.00	-16.25	32.83	3	Horizontal	162	1.50	-	24.92	27.60	5.23	-



802.11g_Nss1,(6Mbps)_1TX

24/07/2020

2437MHz_TX



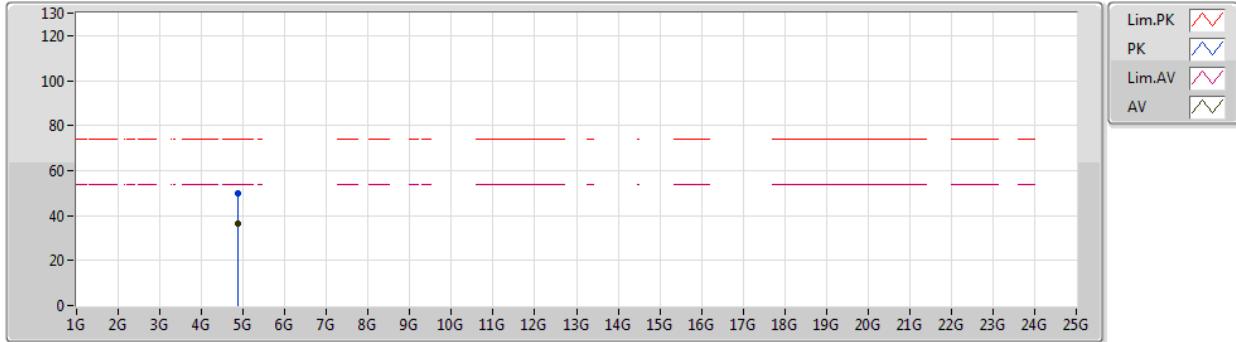
Type	Freq (Hz)	Level (dBuV/m)	Limit (dBuV/m)	Margin (dB)	Factor (dB)	Dist (m)	Condition	Azimuth (°)	Height (m)	Comment	Raw (dBuV)	AF (dB)	CL (dB)	PA (dB)
AV	4.876G	35.09	54.00	-18.91	8.09	3	Vertical	156	1.50	-	27.00	31.25	7.38	30.54
PK	4.8763G	48.34	74.00	-25.66	8.09	3	Vertical	156	1.50	-	40.25	31.25	7.38	30.54



802.11g_Nss1,(6Mbps)_1TX

24/07/2020

2437MHz_TX



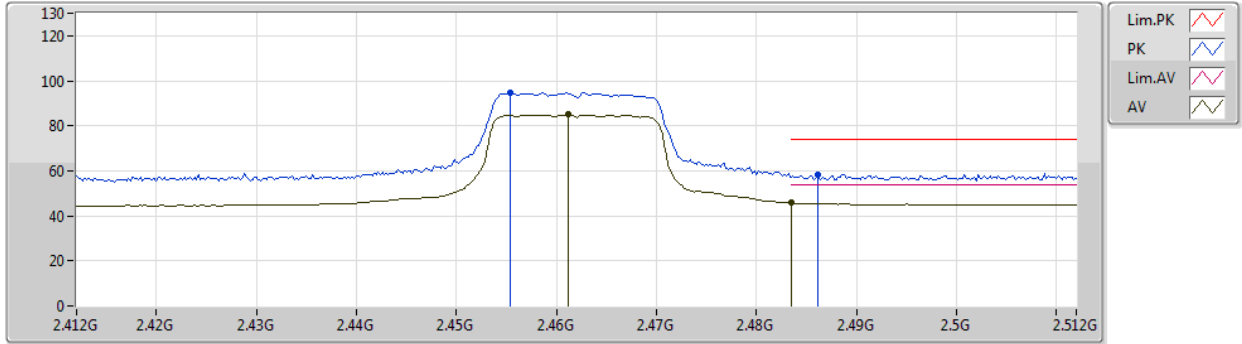
Type	Freq (Hz)	Level (dBuV/m)	Limit (dBuV/m)	Margin (dB)	Factor (dB)	Dist (m)	Condition	Azimuth (°)	Height (m)	Comment	Raw (dBuV)	AF (dB)	CL (dB)	PA (dB)
AV	4.87604G	36.41	54.00	-17.59	8.09	3	Horizontal	208	1.23	-	28.32	31.25	7.38	30.54
PK	4.8746G	49.76	74.00	-24.24	8.09	3	Horizontal	208	1.23	-	41.67	31.25	7.37	30.53



802.11g_Nss1,(6Mbps)_1TX

24/07/2020

2462MHz_TX



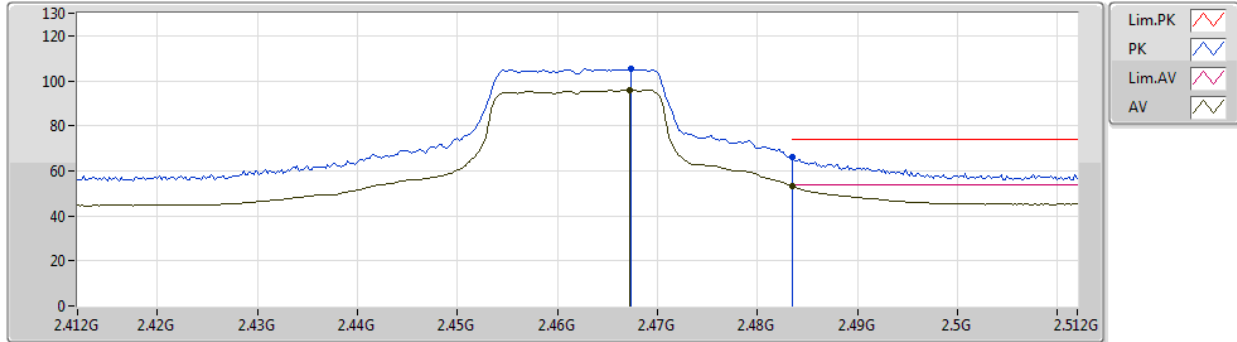
Type	Freq (Hz)	Level (dBuV/m)	Limit (dBuV/m)	Margin (dB)	Factor (dB)	Dist (m)	Condition	Azimuth (°)	Height (m)	Comment	Raw (dBuV)	AF (dB)	CL (dB)	PA (dB)
AV	2.4612G	85.03	Inf	-Inf	32.79	3	Vertical	324	2.45	-	52.24	27.60	5.19	-
AV	2.4835G	45.68	54.00	-8.32	32.83	3	Vertical	324	2.45	-	12.85	27.60	5.23	-
PK	2.4554G	94.64	Inf	-Inf	32.78	3	Vertical	324	2.45	-	61.86	27.60	5.18	-
PK	2.4862G	58.47	74.00	-15.53	32.83	3	Vertical	324	2.45	-	25.64	27.60	5.23	-



802.11g_Nss1,(6Mbps)_1TX

24/07/2020

2462MHz_TX



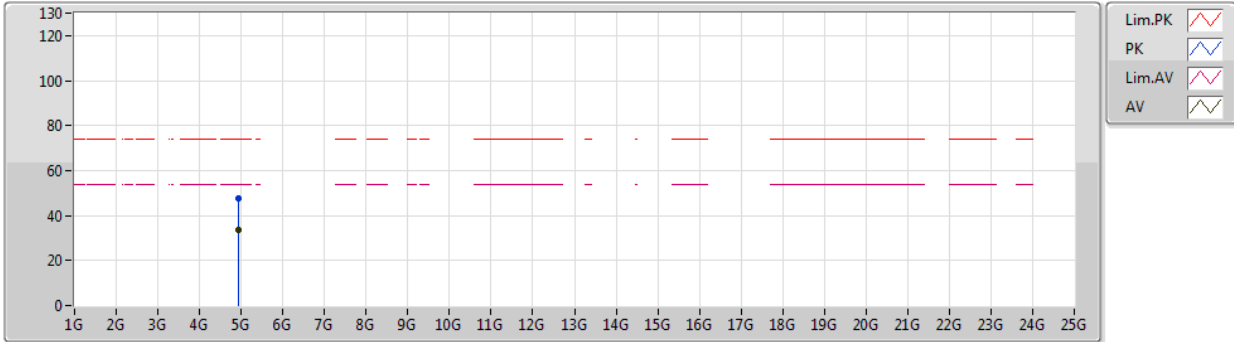
Type	Freq (Hz)	Level (dBuV/m)	Limit (dBuV/m)	Margin (dB)	Factor (dB)	Dist (m)	Condition	Azimuth (°)	Height (m)	Comment	Raw (dBuV)	AF (dB)	CL (dB)	PA (dB)
AV	2.4672G	95.98	Inf	-Inf	32.80	3	Horizontal	356	1.56	-	63.18	27.60	5.20	-
AV	2.4835G	53.21	54.00	-0.79	32.83	3	Horizontal	356	1.56	-	20.38	27.60	5.23	-
PK	2.4674G	105.37	Inf	-Inf	32.80	3	Horizontal	356	1.56	-	72.57	27.60	5.20	-
PK	2.4835G	66.08	74.00	-7.92	32.83	3	Horizontal	356	1.56	-	33.25	27.60	5.23	-



802.11g_Nss1,(6Mbps)_1TX

24/07/2020

2462MHz_TX



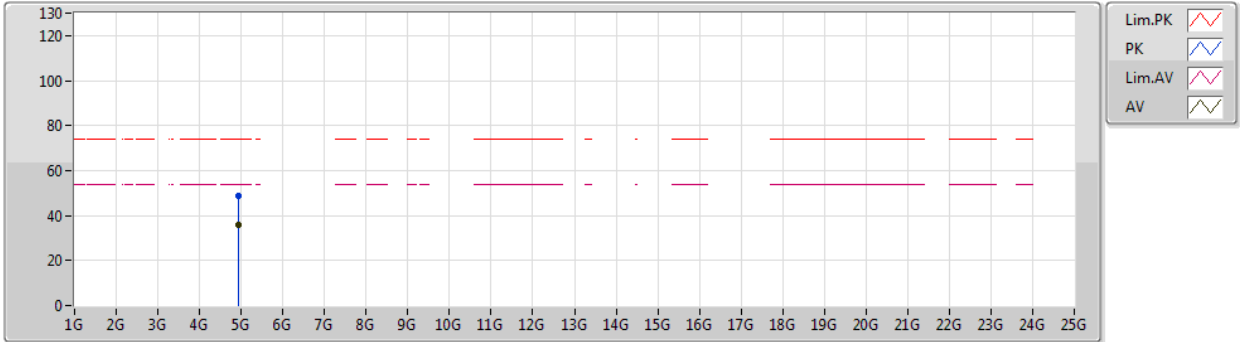
Type	Freq (Hz)	Level (dBuV/m)	Limit (dBuV/m)	Margin (dB)	Factor (dB)	Dist (m)	Condition	Azimuth (°)	Height (m)	Comment	Raw (dBuV)	AF (dB)	CL (dB)	PA (dB)
AV	4.92694G	33.85	54.00	-20.15	8.20	3	Vertical	24	3.00	-	25.65	31.31	7.43	30.54
PK	4.93042G	47.48	74.00	-26.52	8.21	3	Vertical	24	3.00	-	39.27	31.32	7.43	30.54



802.11g_Nss1,(6Mbps)_1TX

24/07/2020

2462MHz_TX

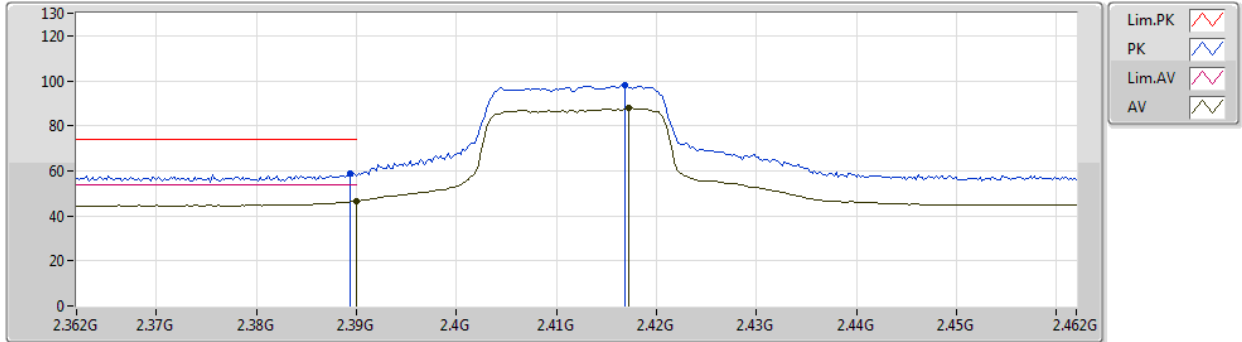


Type	Freq (Hz)	Level (dBuV/m)	Limit (dBuV/m)	Margin (dB)	Factor (dB)	Dist (m)	Condition	Azimuth (°)	Height (m)	Comment	Raw (dBuV)	AF (dB)	CL (dB)	PA (dB)
AV	4.9258G	35.61	54.00	-18.39	8.19	3	Horizontal	202	1.10	-	27.42	31.30	7.43	30.54
PK	4.92574G	48.99	74.00	-25.01	8.19	3	Horizontal	202	1.10	-	40.80	31.30	7.43	30.54

802.11n HT20_Nss1,(MCS0)_1TX

24/07/2020

2412MHz_TX

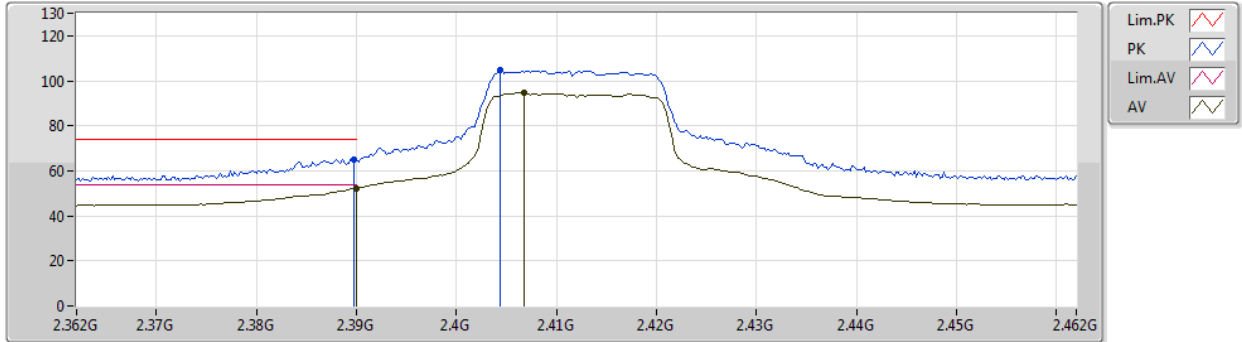


Type	Freq (Hz)	Level (dBuV/m)	Limit (dBuV/m)	Margin (dB)	Factor (dB)	Dist (m)	Condition	Azimuth (°)	Height (m)	Comment	Raw (dBuV)	AF (dB)	CL (dB)	PA (dB)
AV	2.39G	46.63	54.00	-7.37	32.72	3	Vertical	301	3.00	-	13.91	27.64	5.08	-
AV	2.4172G	87.91	Inf	-Inf	32.73	3	Vertical	301	3.00	-	55.18	27.60	5.13	-
PK	2.3894G	58.76	74.00	-15.24	32.72	3	Vertical	301	3.00	-	26.04	27.64	5.08	-
PK	2.4168G	98.00	Inf	-Inf	32.73	3	Vertical	301	3.00	-	65.27	27.60	5.13	-

802.11n HT20_Nss1,(MCS0)_1TX

24/07/2020

2412MHz_TX



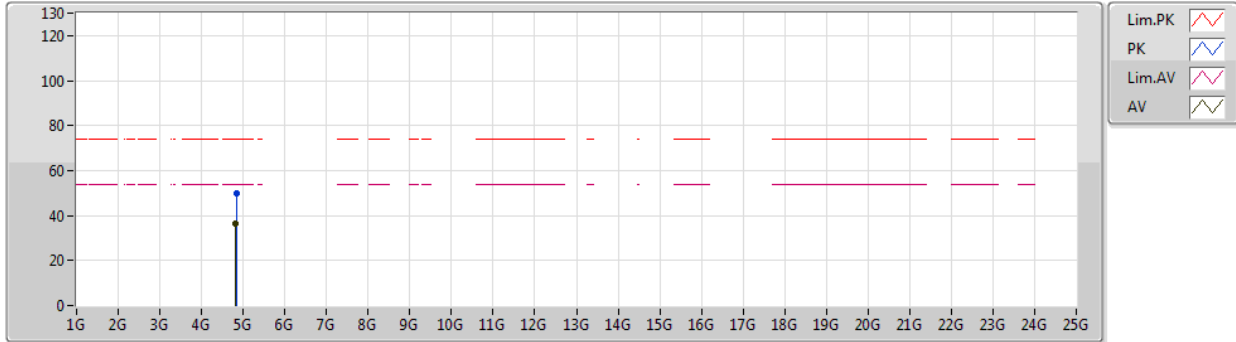
Type	Freq (Hz)	Level (dBuV/m)	Limit (dBuV/m)	Margin (dB)	Factor (dB)	Dist (m)	Condition	Azimuth (°)	Height (m)	Comment	Raw (dBuV)	AF (dB)	CL (dB)	PA (dB)
AV	2.39G	52.35	54.00	-1.65	32.72	3	Horizontal	163	1.04	-	19.63	27.64	5.08	-
AV	2.4068G	94.78	Inf	-Inf	32.71	3	Horizontal	163	1.04	-	62.07	27.60	5.11	-
PK	2.3898G	64.88	74.00	-9.12	32.72	3	Horizontal	163	1.04	-	32.16	27.64	5.08	-
PK	2.4044G	104.80	Inf	-Inf	32.71	3	Horizontal	163	1.04	-	72.09	27.60	5.11	-



802.11n HT20_Nss1,(MCS0)_1TX

24/07/2020

2412MHz_TX



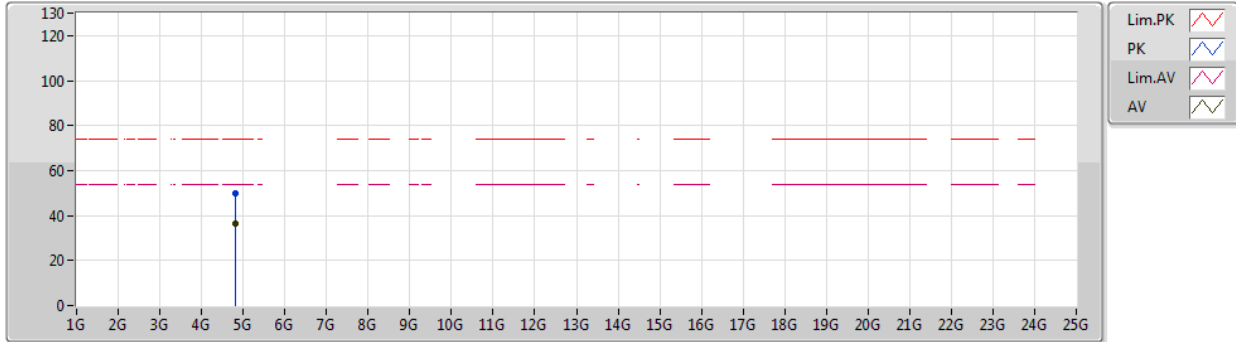
Type	Freq (Hz)	Level (dBuV/m)	Limit (dBuV/m)	Margin (dB)	Factor (dB)	Dist (m)	Condition	Azimuth (°)	Height (m)	Comment	Raw (dBuV)	AF (dB)	CL (dB)	PA (dB)
AV	4.82718G	36.28	54.00	-17.72	8.01	3	Vertical	79	1.35	-	28.27	31.21	7.33	30.53
PK	4.8285G	49.70	74.00	-24.30	8.01	3	Vertical	79	1.35	-	41.69	31.21	7.33	30.53



802.11n HT20_Nss1,(MCS0)_1TX

24/07/2020

2412MHz_TX

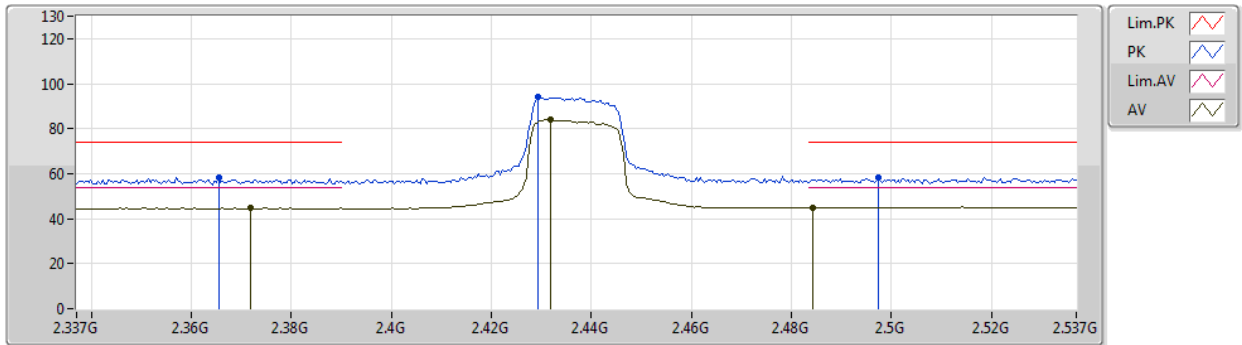


Type	Freq (Hz)	Level (dBuV/m)	Limit (dBuV/m)	Margin (dB)	Factor (dB)	Dist (m)	Condition	Azimuth (°)	Height (m)	Comment	Raw (dBuV)	AF (dB)	CL (dB)	PA (dB)
AV	4.82706G	36.51	54.00	-17.49	8.01	3	Horizontal	195	1.02	-	28.50	31.21	7.33	30.53
PK	4.81794G	49.92	74.00	-24.08	7.96	3	Horizontal	195	1.02	-	41.96	31.17	7.32	30.53

802.11n HT20_Nss1,(MCS0)_1TX

24/07/2020

2437MHz_TX

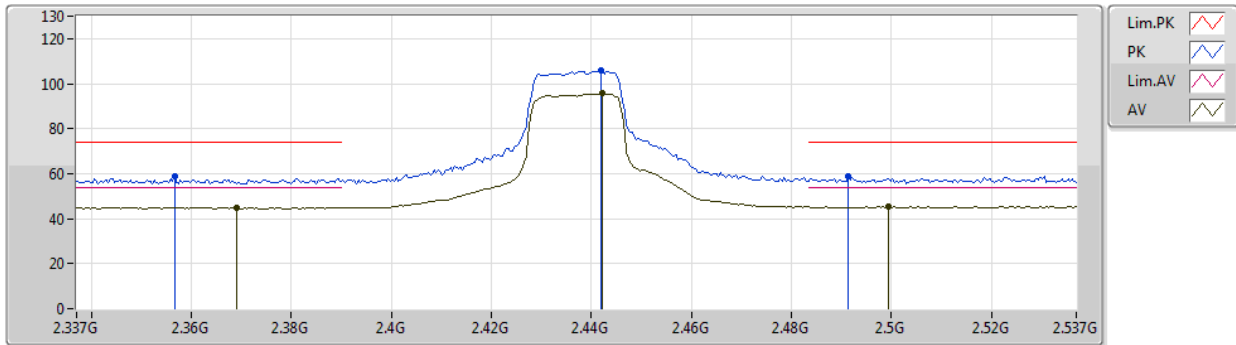


Type	Freq (Hz)	Level (dBuV/m)	Limit (dBuV/m)	Margin (dB)	Factor (dB)	Dist (m)	Condition	Azimuth (°)	Height (m)	Comment	Raw (dBuV)	AF (dB)	CL (dB)	PA (dB)
AV	2.3718G	44.62	54.00	-9.38	32.75	3	Vertical	326	2.85	-	11.87	27.71	5.04	-
AV	2.4318G	84.24	Inf	-Inf	32.75	3	Vertical	326	2.85	-	51.49	27.60	5.15	-
AV	2.4842G	45.07	54.00	-8.93	32.83	3	Vertical	326	2.85	-	12.24	27.60	5.23	-
PK	2.3654G	58.12	74.00	-15.88	32.77	3	Vertical	326	2.85	-	25.35	27.74	5.03	-
PK	2.4294G	94.22	Inf	-Inf	32.74	3	Vertical	326	2.85	-	61.48	27.60	5.14	-
PK	2.4974G	58.09	74.00	-15.91	32.85	3	Vertical	326	2.85	-	25.24	27.60	5.25	-

802.11n HT20_Nss1,(MCS0)_1TX

24/07/2020

2437MHz_TX



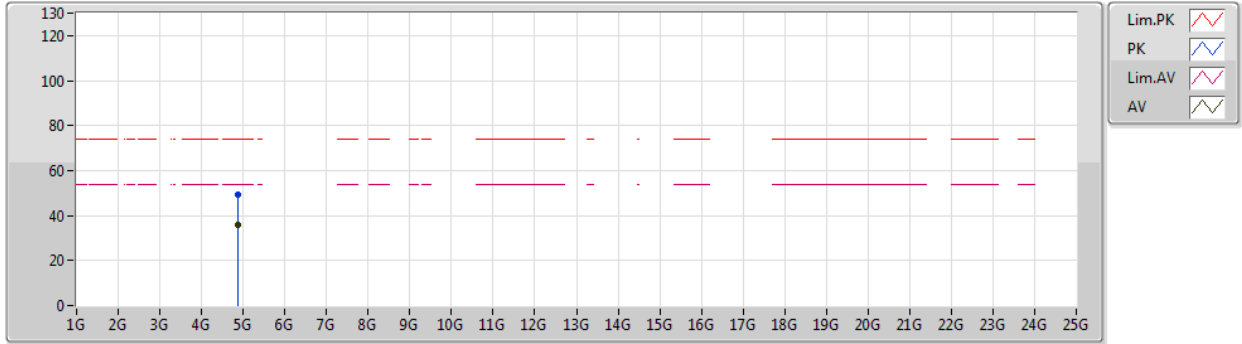
Type	Freq (Hz)	Level (dBuV/m)	Limit (dBuV/m)	Margin (dB)	Factor (dB)	Dist (m)	Condition	Azimuth (°)	Height (m)	Comment	Raw (dBuV)	AF (dB)	CL (dB)	PA (dB)
AV	2.369G	44.75	54.00	-9.25	32.76	3	Horizontal	350	1.42	-	11.99	27.72	5.04	-
AV	2.4422G	95.85	Inf	-Inf	32.76	3	Horizontal	350	1.42	-	63.09	27.60	5.16	-
AV	2.4994G	45.19	54.00	-8.81	32.85	3	Horizontal	350	1.42	-	12.34	27.60	5.25	-
PK	2.3566G	58.60	74.00	-15.40	32.78	3	Horizontal	350	1.42	-	25.82	27.77	5.01	-
PK	2.4418G	105.99	Inf	-Inf	32.76	3	Horizontal	350	1.42	-	73.23	27.60	5.16	-
PK	2.4914G	58.56	74.00	-15.44	32.84	3	Horizontal	350	1.42	-	25.72	27.60	5.24	-



802.11n HT20_Nss1,(MCS0)_1TX

24/07/2020

2437MHz_TX



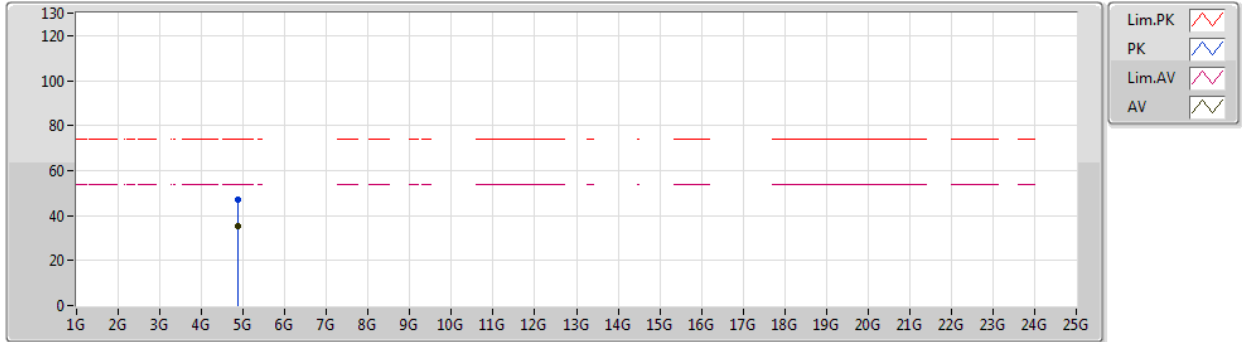
Type	Freq (Hz)	Level (dBuV/m)	Limit (dBuV/m)	Margin (dB)	Factor (dB)	Dist (m)	Condition	Azimuth (°)	Height (m)	Comment	Raw (dBuV)	AF (dB)	CL (dB)	PA (dB)
AV	4.87736G	35.89	54.00	-18.11	8.09	3	Vertical	98	2.43	-	27.80	31.25	7.38	30.54
PK	4.87742G	49.13	74.00	-24.87	8.09	3	Vertical	98	2.43	-	41.04	31.25	7.38	30.54



802.11n HT20_Nss1,(MCS0)_1TX

24/07/2020

2437MHz_TX

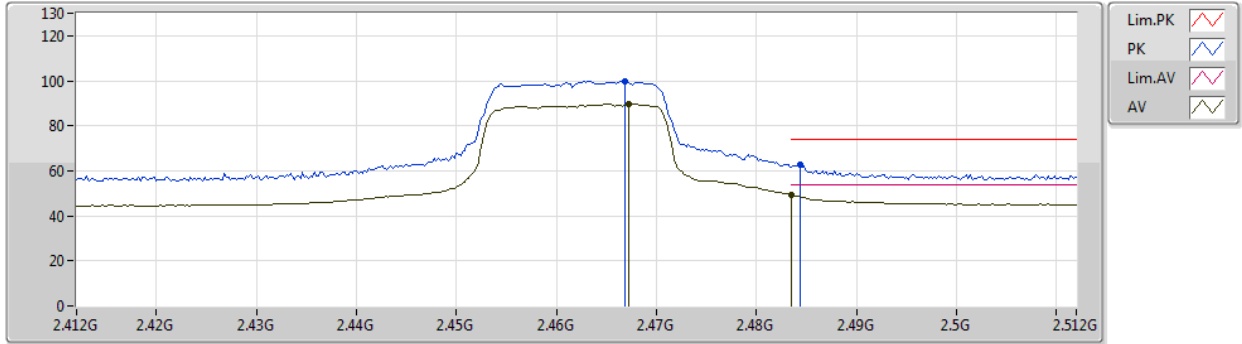


Type	Freq (Hz)	Level (dBuV/m)	Limit (dBuV/m)	Margin (dB)	Factor (dB)	Dist (m)	Condition	Azimuth (°)	Height (m)	Comment	Raw (dBuV)	AF (dB)	CL (dB)	PA (dB)
AV	4.87928G	35.50	54.00	-18.50	8.08	3	Horizontal	77	1.60	-	27.42	31.24	7.38	30.54
PK	4.87808G	47.00	74.00	-27.00	8.08	3	Horizontal	77	1.60	-	38.92	31.24	7.38	30.54

802.11n HT20_Nss1,(MCS0)_1TX

24/07/2020

2462MHz_TX

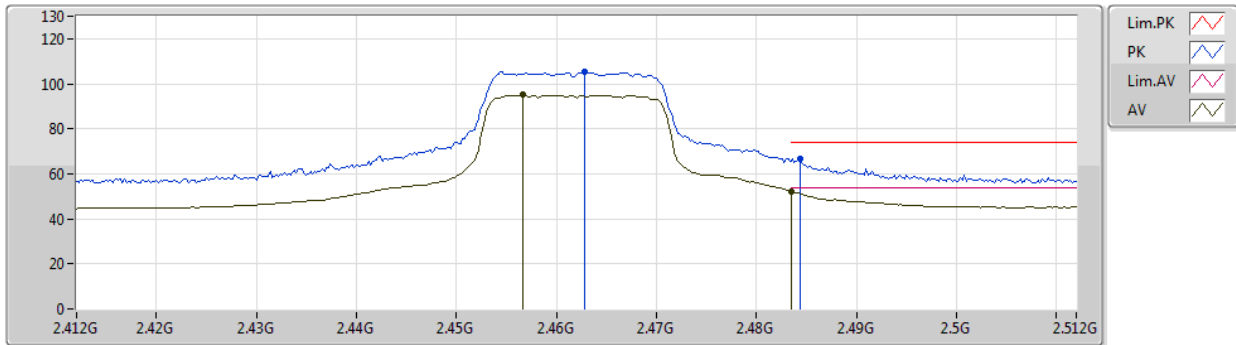


Type	Freq (Hz)	Level (dBuV/m)	Limit (dBuV/m)	Margin (dB)	Factor (dB)	Dist (m)	Condition	Azimuth (°)	Height (m)	Comment	Raw (dBuV)	AF (dB)	CL (dB)	PA (dB)
AV	2.4672G	89.81	Inf	-Inf	32.80	3	Vertical	92	2.85	-	57.01	27.60	5.20	-
AV	2.4835G	49.15	54.00	-4.85	32.83	3	Vertical	92	2.85	-	16.32	27.60	5.23	-
PK	2.4668G	99.94	Inf	-Inf	32.80	3	Vertical	92	2.85	-	67.14	27.60	5.20	-
PK	2.4844G	62.82	74.00	-11.18	32.83	3	Vertical	92	2.85	-	29.99	27.60	5.23	-

802.11n HT20_Nss1,(MCS0)_1TX

24/07/2020

2462MHz_TX



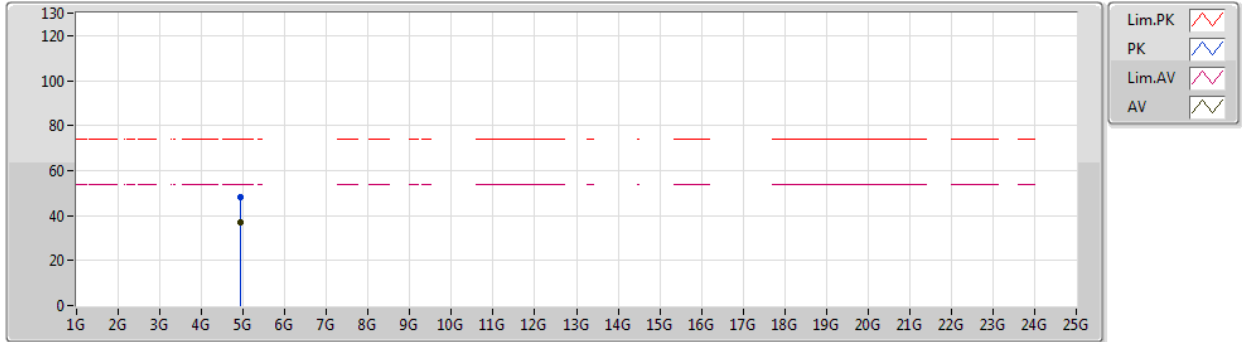
Type	Freq (Hz)	Level (dBuV/m)	Limit (dBuV/m)	Margin (dB)	Factor (dB)	Dist (m)	Condition	Azimuth (°)	Height (m)	Comment	Raw (dBuV)	AF (dB)	CL (dB)	PA (dB)
AV	2.4566G	95.13	Inf	-Inf	32.78	3	Horizontal	162	1.00	-	62.35	27.60	5.18	-
AV	2.4835G	52.20	54.00	-1.80	32.83	3	Horizontal	162	1.00	-	19.37	27.60	5.23	-
PK	2.4628G	105.29	Inf	-Inf	32.79	3	Horizontal	162	1.00	-	72.50	27.60	5.19	-
PK	2.4844G	66.81	74.00	-7.19	32.83	3	Horizontal	162	1.00	-	33.98	27.60	5.23	-



802.11n HT20_Nss1,(MCS0)_1TX

24/07/2020

2462MHz_TX



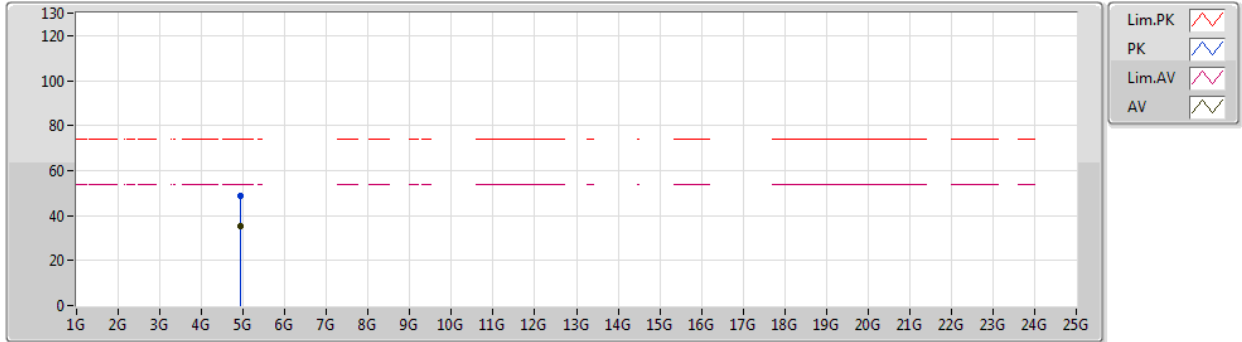
Type	Freq (Hz)	Level (dBuV/m)	Limit (dBuV/m)	Margin (dB)	Factor (dB)	Dist (m)	Condition	Azimuth (°)	Height (m)	Comment	Raw (dBuV)	AF (dB)	CL (dB)	PA (dB)
AV	4.92892G	36.79	54.00	-17.21	8.21	3	Vertical	129	1.34	-	28.58	31.32	7.43	30.54
PK	4.92694G	48.42	74.00	-25.58	8.20	3	Vertical	129	1.34	-	40.22	31.31	7.43	30.54



802.11n HT20_Nss1,(MCS0)_1TX

24/07/2020

2462MHz_TX



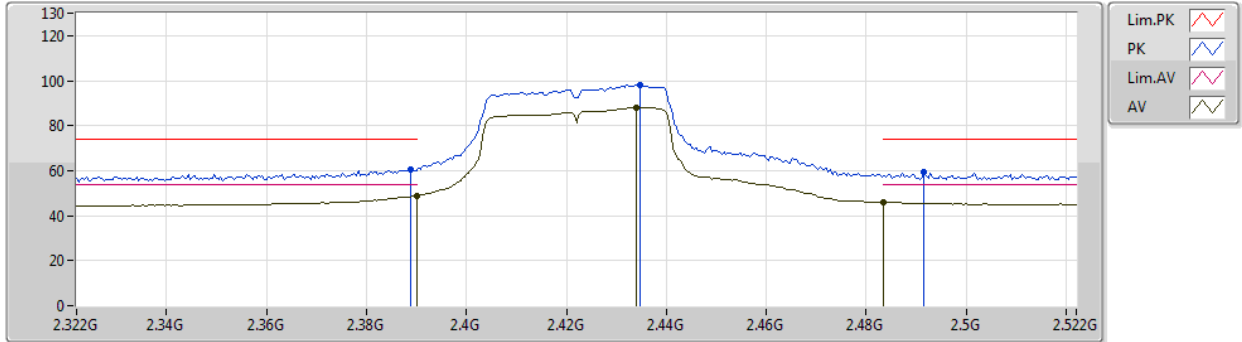
Type	Freq (Hz)	Level (dBuV/m)	Limit (dBuV/m)	Margin (dB)	Factor (dB)	Dist (m)	Condition	Azimuth (°)	Height (m)	Comment	Raw (dBuV)	AF (dB)	CL (dB)	PA (dB)
AV	4.92142G	35.04	54.00	-18.96	8.17	3	Horizontal	193	1.25	-	26.87	31.29	7.42	30.54
PK	4.9213G	48.69	74.00	-25.31	8.17	3	Horizontal	193	1.25	-	40.52	31.29	7.42	30.54



802.11n HT40_Nss1,(MCS0)_1TX

24/07/2020

2422MHz_TX

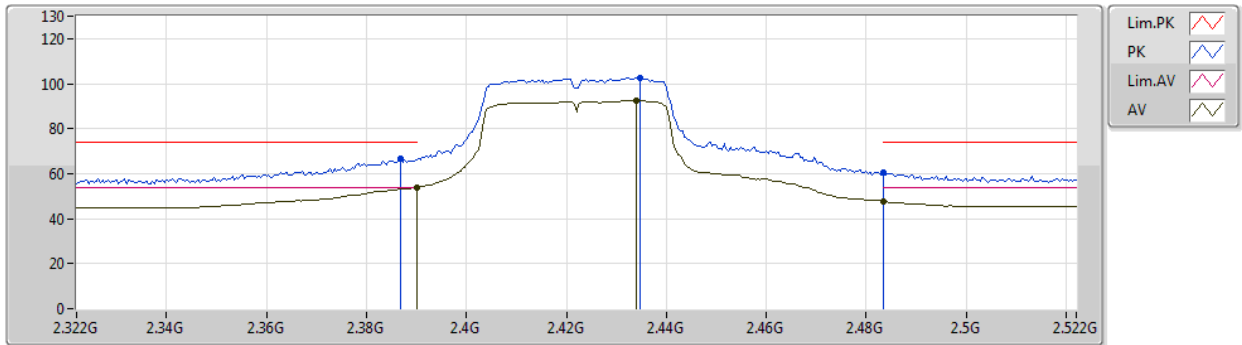


Type	Freq (Hz)	Level (dBuV/m)	Limit (dBuV/m)	Margin (dB)	Factor (dB)	Dist (m)	Condition	Azimuth (°)	Height (m)	Comment	Raw (dBuV)	AF (dB)	CL (dB)	PA (dB)
AV	2.39G	48.87	54.00	-5.13	32.72	3	Vertical	93	2.97	-	16.15	27.64	5.08	-
AV	2.434G	88.01	Inf	-Inf	32.75	3	Vertical	93	2.97	-	55.26	27.60	5.15	-
AV	2.4835G	45.91	54.00	-8.09	32.83	3	Vertical	93	2.97	-	13.08	27.60	5.23	-
PK	2.3888G	60.76	74.00	-13.24	32.72	3	Vertical	93	2.97	-	28.04	27.64	5.08	-
PK	2.4348G	98.21	Inf	-Inf	32.75	3	Vertical	93	2.97	-	65.46	27.60	5.15	-
PK	2.4916G	59.13	74.00	-14.87	32.84	3	Vertical	93	2.97	-	26.29	27.60	5.24	-

802.11n HT40_Nss1,(MCS0)_1TX

24/07/2020

2422MHz_TX



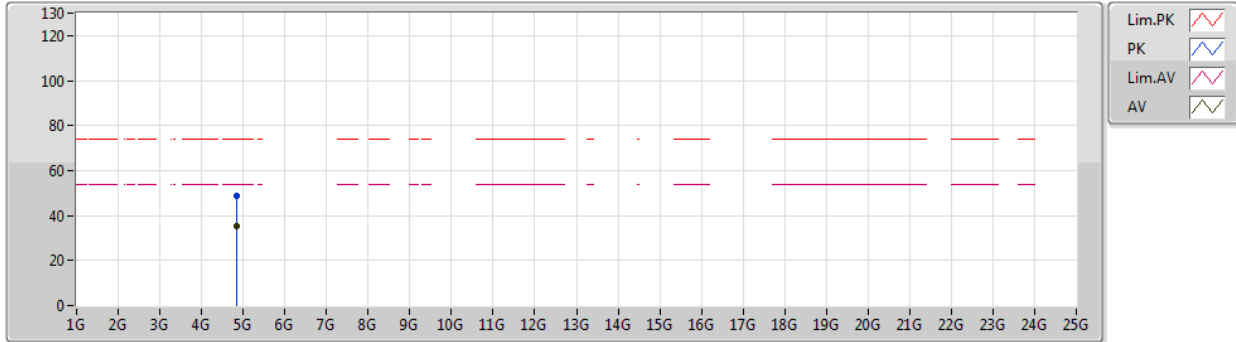
Type	Freq (Hz)	Level (dBuV/m)	Limit (dBuV/m)	Margin (dB)	Factor (dB)	Dist (m)	Condition	Azimuth (°)	Height (m)	Comment	Raw (dBuV)	AF (dB)	CL (dB)	PA (dB)
AV	2.39G	53.94	54.00	-0.06	32.72	3	Horizontal	355	1.16	-	21.22	27.64	5.08	-
AV	2.434G	92.59	Inf	-Inf	32.75	3	Horizontal	355	1.16	-	59.84	27.60	5.15	-
AV	2.4835G	47.61	54.00	-6.39	32.83	3	Horizontal	355	1.16	-	14.78	27.60	5.23	-
PK	2.3868G	66.45	74.00	-7.55	32.72	3	Horizontal	355	1.16	-	33.73	27.65	5.07	-
PK	2.4348G	102.75	Inf	-Inf	32.75	3	Horizontal	355	1.16	-	70.00	27.60	5.15	-
PK	2.4835G	60.67	74.00	-13.33	32.83	3	Horizontal	355	1.16	-	27.84	27.60	5.23	-



802.11n HT40_Nss1,(MCS0)_1TX

24/07/2020

2422MHz_TX



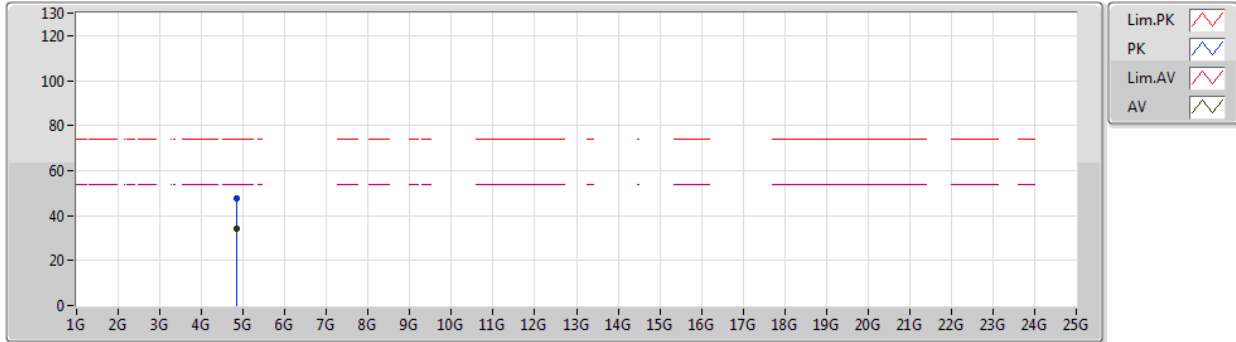
Type	Freq (Hz)	Level (dBuV/m)	Limit (dBuV/m)	Margin (dB)	Factor (dB)	Dist (m)	Condition	Azimuth (°)	Height (m)	Comment	Raw (dBuV)	AF (dB)	CL (dB)	PA (dB)
AV	4.84388G	35.20	54.00	-18.80	8.09	3	Vertical	78	1.12	-	27.11	31.28	7.34	30.53
PK	4.829G	48.56	74.00	-25.44	8.02	3	Vertical	78	1.12	-	40.54	31.22	7.33	30.53



802.11n HT40_Nss1,(MCS0)_1TX

24/07/2020

2422MHz_TX

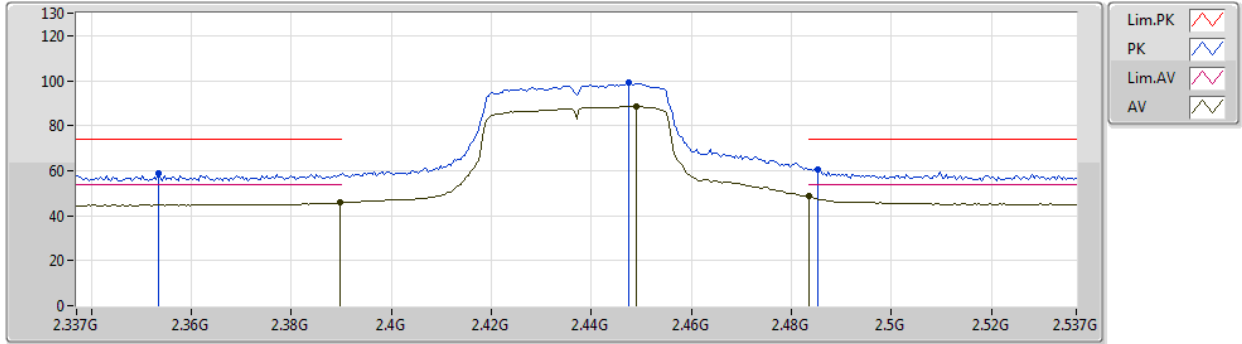


Type	Freq (Hz)	Level (dBuV/m)	Limit (dBuV/m)	Margin (dB)	Factor (dB)	Dist (m)	Condition	Azimuth (°)	Height (m)	Comment	Raw (dBuV)	AF (dB)	CL (dB)	PA (dB)
AV	4.82996G	34.03	54.00	-19.97	8.02	3	Horizontal	264	1.26	-	26.01	31.22	7.33	30.53
PK	4.84106G	47.49	74.00	-26.51	8.07	3	Horizontal	264	1.26	-	39.42	31.26	7.34	30.53

802.11n HT40_Nss1,(MCS0)_1TX

24/07/2020

2437MHz_TX

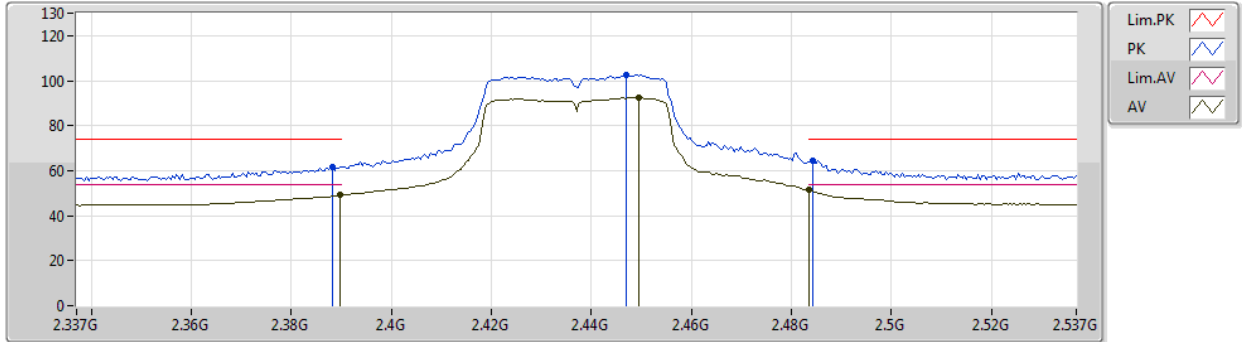


Type	Freq (Hz)	Level (dBuV/m)	Limit (dBuV/m)	Margin (dB)	Factor (dB)	Dist (m)	Condition	Azimuth (°)	Height (m)	Comment	Raw (dBuV)	AF (dB)	CL (dB)	PA (dB)
AV	2.3898G	45.71	54.00	-8.29	32.72	3	Vertical	92	2.96	-	12.99	27.64	5.08	-
AV	2.449G	88.47	Inf	-Inf	32.77	3	Vertical	92	2.96	-	55.70	27.60	5.17	-
AV	2.4835G	48.72	54.00	-5.28	32.83	3	Vertical	92	2.96	-	15.89	27.60	5.23	-
PK	2.3534G	58.68	74.00	-15.32	32.80	3	Vertical	92	2.96	-	25.88	27.79	5.01	-
PK	2.4474G	98.92	Inf	-Inf	32.77	3	Vertical	92	2.96	-	66.15	27.60	5.17	-
PK	2.4854G	60.76	74.00	-13.24	32.83	3	Vertical	92	2.96	-	27.93	27.60	5.23	-

802.11n HT40_Nss1,(MCS0)_1TX

24/07/2020

2437MHz_TX



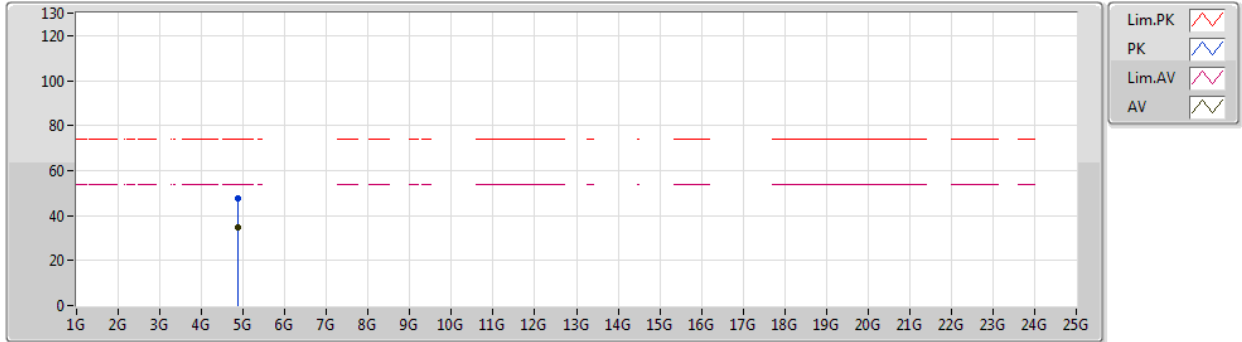
Type	Freq (Hz)	Level (dBuV/m)	Limit (dBuV/m)	Margin (dB)	Factor (dB)	Dist (m)	Condition	Azimuth (°)	Height (m)	Comment	Raw (dBuV)	AF (dB)	CL (dB)	PA (dB)
AV	2.3898G	49.09	54.00	-4.91	32.72	3	Horizontal	162	1.01	-	16.37	27.64	5.08	-
AV	2.4494G	92.29	Inf	-Inf	32.77	3	Horizontal	162	1.01	-	59.52	27.60	5.17	-
AV	2.4835G	51.53	54.00	-2.47	32.83	3	Horizontal	162	1.01	-	18.70	27.60	5.23	-
PK	2.3882G	61.73	74.00	-12.27	32.73	3	Horizontal	162	1.01	-	29.00	27.65	5.08	-
PK	2.447G	102.59	Inf	-Inf	32.77	3	Horizontal	162	1.01	-	69.82	27.60	5.17	-
PK	2.4842G	64.27	74.00	-9.73	32.83	3	Horizontal	162	1.01	-	31.44	27.60	5.23	-



802.11n HT40_Nss1,(MCS0)_1TX

24/07/2020

2437MHz_TX



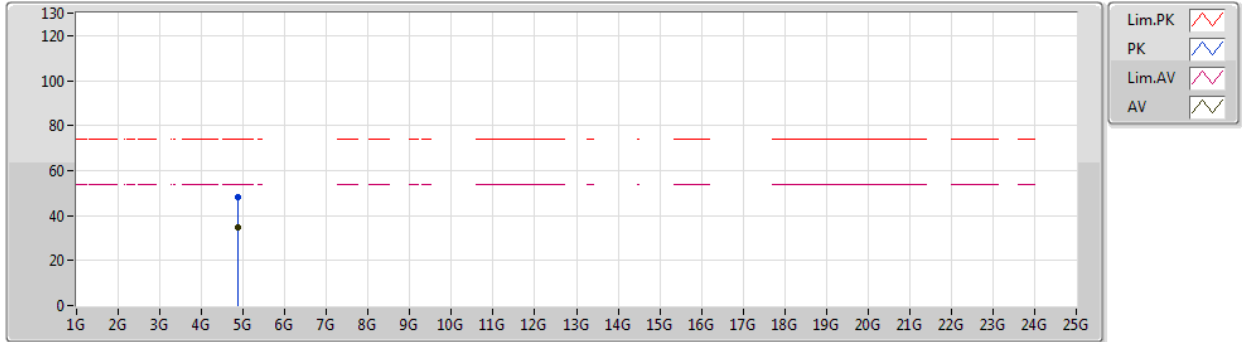
Type	Freq (Hz)	Level (dBuV/m)	Limit (dBuV/m)	Margin (dB)	Factor (dB)	Dist (m)	Condition	Azimuth (°)	Height (m)	Comment	Raw (dBuV)	AF (dB)	CL (dB)	PA (dB)
AV	4.87994G	34.77	54.00	-19.23	8.08	3	Vertical	203	1.50	-	26.69	31.24	7.38	30.54
PK	4.87214G	47.65	74.00	-26.35	8.10	3	Vertical	203	1.50	-	39.55	31.26	7.37	30.53



802.11n HT40_Nss1,(MCS0)_1TX

24/07/2020

2437MHz_TX

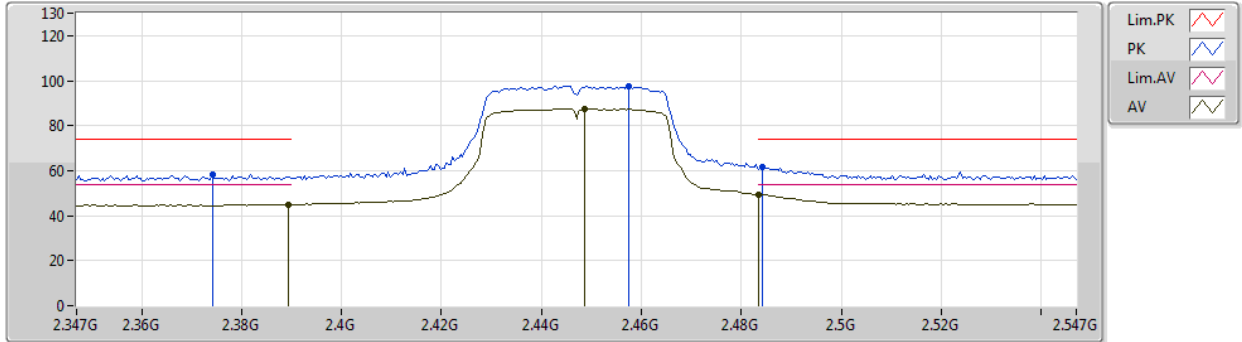


Type	Freq (Hz)	Level (dBuV/m)	Limit (dBuV/m)	Margin (dB)	Factor (dB)	Dist (m)	Condition	Azimuth (°)	Height (m)	Comment	Raw (dBuV)	AF (dB)	CL (dB)	PA (dB)
AV	4.87388G	34.93	54.00	-19.07	8.09	3	Horizontal	200	1.00	-	26.84	31.25	7.37	30.53
PK	4.87376G	47.96	74.00	-26.04	8.09	3	Horizontal	200	1.00	-	39.87	31.25	7.37	30.53

802.11n HT40_Nss1,(MCS0)_1TX

24/07/2020

2447MHz_TX

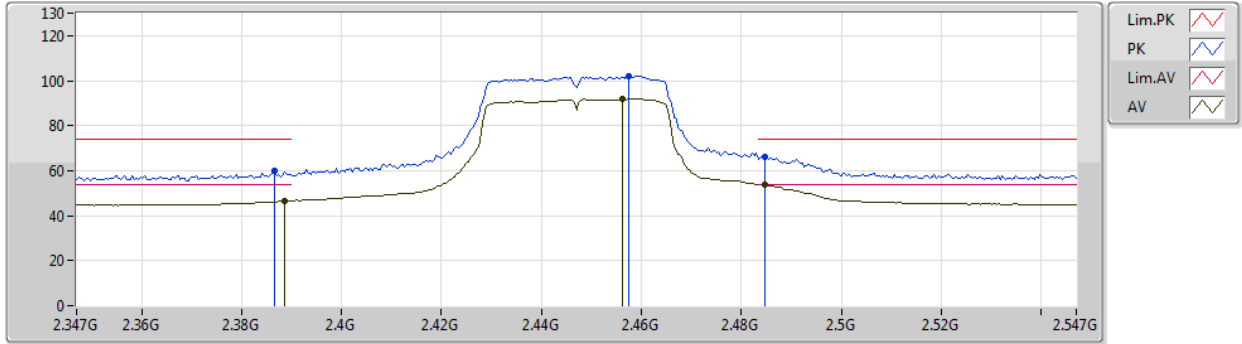


Type	Freq (Hz)	Level (dBuV/m)	Limit (dBuV/m)	Margin (dB)	Factor (dB)	Dist (m)	Condition	Azimuth (°)	Height (m)	Comment	Raw (dBuV)	AF (dB)	CL (dB)	PA (dB)
AV	2.3894G	44.99	54.00	-9.01	32.72	3	Vertical	92	3.00	-	12.27	27.64	5.08	-
AV	2.4486G	87.51	Inf	-Inf	32.77	3	Vertical	92	3.00	-	54.74	27.60	5.17	-
AV	2.4835G	49.43	54.00	-4.57	32.83	3	Vertical	92	3.00	-	16.60	27.60	5.23	-
PK	2.3742G	58.27	74.00	-15.73	32.75	3	Vertical	92	3.00	-	25.52	27.70	5.05	-
PK	2.4574G	97.64	Inf	-Inf	32.79	3	Vertical	92	3.00	-	64.85	27.60	5.19	-
PK	2.4842G	61.60	74.00	-12.40	32.83	3	Vertical	92	3.00	-	28.77	27.60	5.23	-

802.11n HT40_Nss1,(MCS0)_1TX

24/07/2020

2447MHz_TX

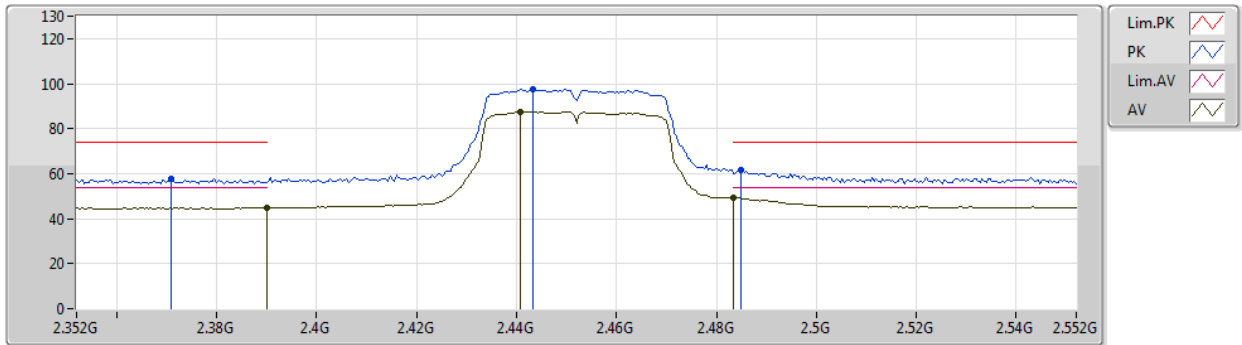


Type	Freq (Hz)	Level (dBuV/m)	Limit (dBuV/m)	Margin (dB)	Factor (dB)	Dist (m)	Condition	Azimuth (°)	Height (m)	Comment	Raw (dBuV)	AF (dB)	CL (dB)	PA (dB)
AV	2.3886G	46.46	54.00	-7.54	32.73	3	Horizontal	161	1.00	-	13.73	27.65	5.08	-
AV	2.4562G	91.74	Inf	-Inf	32.78	3	Horizontal	161	1.00	-	58.96	27.60	5.18	-
AV	2.4846G	53.93	54.00	-0.07	32.83	3	Horizontal	161	1.00	-	21.10	27.60	5.23	-
PK	2.3866G	59.73	74.00	-14.27	32.72	3	Horizontal	161	1.00	-	27.01	27.65	5.07	-
PK	2.4574G	101.97	Inf	-Inf	32.79	3	Horizontal	161	1.00	-	69.18	27.60	5.19	-
PK	2.4846G	66.34	74.00	-7.66	32.83	3	Horizontal	161	1.00	-	33.51	27.60	5.23	-

802.11n HT40_Nss1,(MCS0)_1TX

24/07/2020

2452MHz_TX

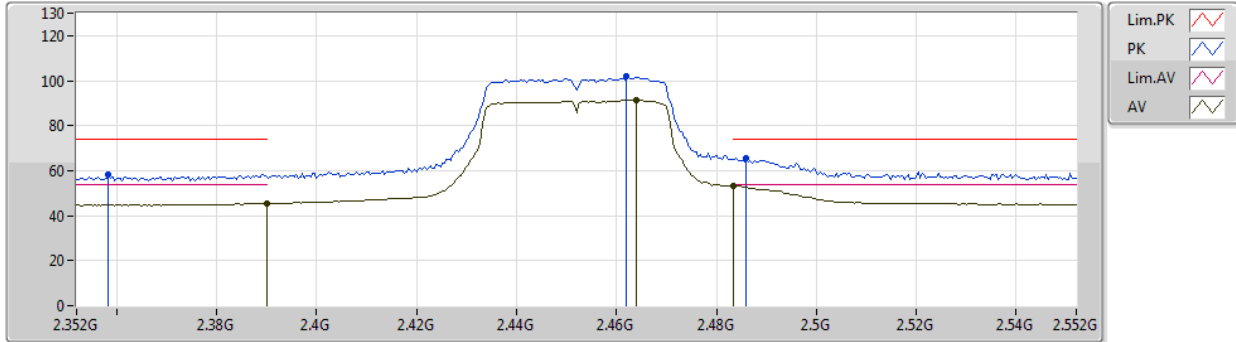


Type	Freq (Hz)	Level (dBuV/m)	Limit (dBuV/m)	Margin (dB)	Factor (dB)	Dist (m)	Condition	Azimuth (°)	Height (m)	Comment	Raw (dBuV)	AF (dB)	CL (dB)	PA (dB)
AV	2.39G	44.73	54.00	-9.27	32.72	3	Vertical	92	3.00	-	12.01	27.64	5.08	-
AV	2.4408G	87.28	Inf	-Inf	32.76	3	Vertical	92	3.00	-	54.52	27.60	5.16	-
AV	2.4835G	49.17	54.00	-4.83	32.83	3	Vertical	92	3.00	-	16.34	27.60	5.23	-
PK	2.3708G	57.58	74.00	-16.42	32.76	3	Vertical	92	3.00	-	24.82	27.72	5.04	-
PK	2.4432G	97.40	Inf	-Inf	32.76	3	Vertical	92	3.00	-	64.64	27.60	5.16	-
PK	2.4848G	61.88	74.00	-12.12	32.83	3	Vertical	92	3.00	-	29.05	27.60	5.23	-

802.11n HT40_Nss1,(MCS0)_1TX

24/07/2020

2452MHz_TX



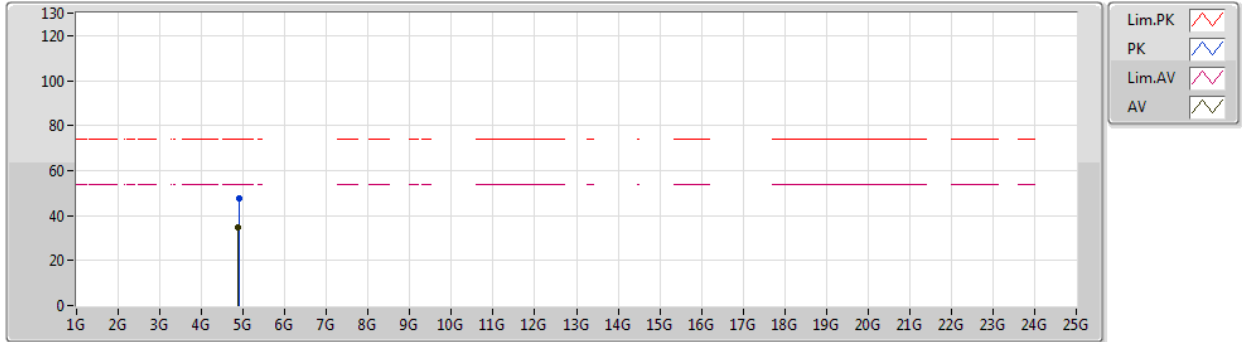
Type	Freq (Hz)	Level (dBuV/m)	Limit (dBuV/m)	Margin (dB)	Factor (dB)	Dist (m)	Condition	Azimuth (°)	Height (m)	Comment	Raw (dBuV)	AF (dB)	CL (dB)	PA (dB)
AV	2.39G	45.36	54.00	-8.64	32.72	3	Horizontal	356	1.11	-	12.64	27.64	5.08	-
AV	2.464G	91.29	Inf	-Inf	32.80	3	Horizontal	356	1.11	-	58.49	27.60	5.20	-
AV	2.4835G	53.21	54.00	-0.79	32.83	3	Horizontal	356	1.11	-	20.38	27.60	5.23	-
PK	2.3584G	58.50	74.00	-15.50	32.79	3	Horizontal	356	1.11	-	25.71	27.77	5.02	-
PK	2.462G	101.73	Inf	-Inf	32.79	3	Horizontal	356	1.11	-	68.94	27.60	5.19	-
PK	2.486G	65.68	74.00	-8.32	32.83	3	Horizontal	356	1.11	-	32.85	27.60	5.23	-



802.11n HT40_Nss1,(MCS0)_1TX

24/07/2020

2452MHz_TX



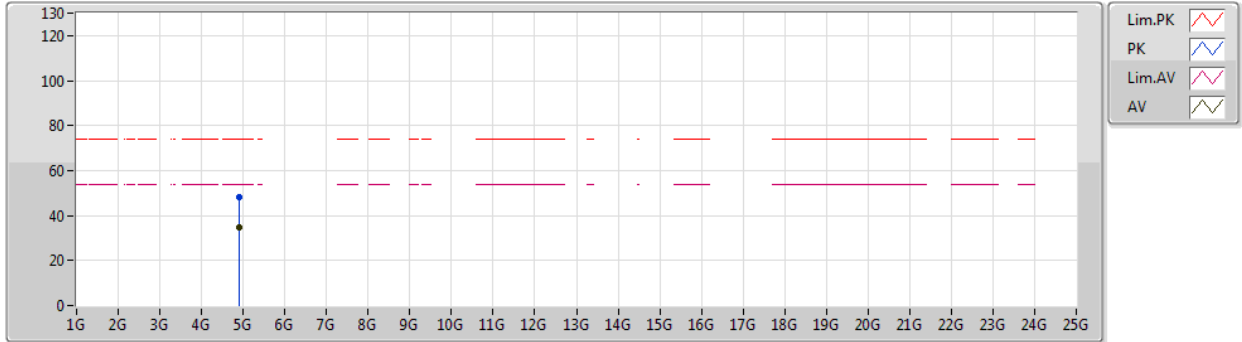
Type	Freq (Hz)	Level (dBuV/m)	Limit (dBuV/m)	Margin (dB)	Factor (dB)	Dist (m)	Condition	Azimuth (°)	Height (m)	Comment	Raw (dBuV)	AF (dB)	CL (dB)	PA (dB)
AV	4.889G	34.98	54.00	-19.02	8.07	3	Vertical	178	2.02	-	26.91	31.22	7.39	30.54
PK	4.8938G	47.47	74.00	-26.53	8.06	3	Vertical	178	2.02	-	39.41	31.21	7.39	30.54



802.11n HT40_Nss1,(MCS0)_1TX

24/07/2020

2452MHz_TX



Type	Freq (Hz)	Level (dBuV/m)	Limit (dBuV/m)	Margin (dB)	Factor (dB)	Dist (m)	Condition	Azimuth (°)	Height (m)	Comment	Raw (dBuV)	AF (dB)	CL (dB)	PA (dB)
AV	4.90412G	34.55	54.00	-19.45	8.08	3	Horizontal	195	1.10	-	26.47	31.22	7.40	30.54
PK	4.89398G	47.96	74.00	-26.04	8.06	3	Horizontal	195	1.10	-	39.90	31.21	7.39	30.54